

FIG. I. GENERAL ASSEMBLY OF AIRCRAFT
Restricted

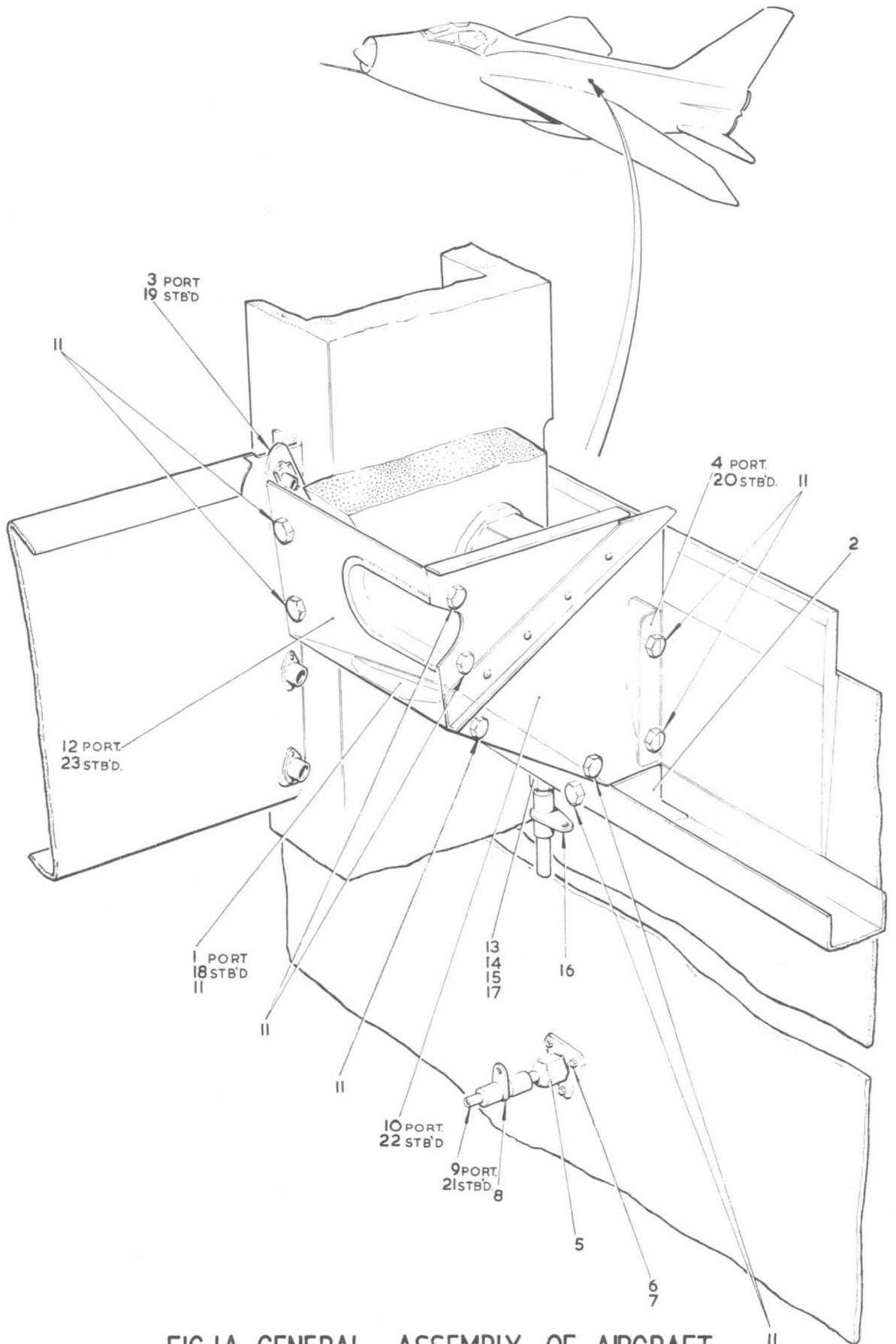


FIG.1A. GENERAL ASSEMBLY OF AIRCRAFT.
Restricted

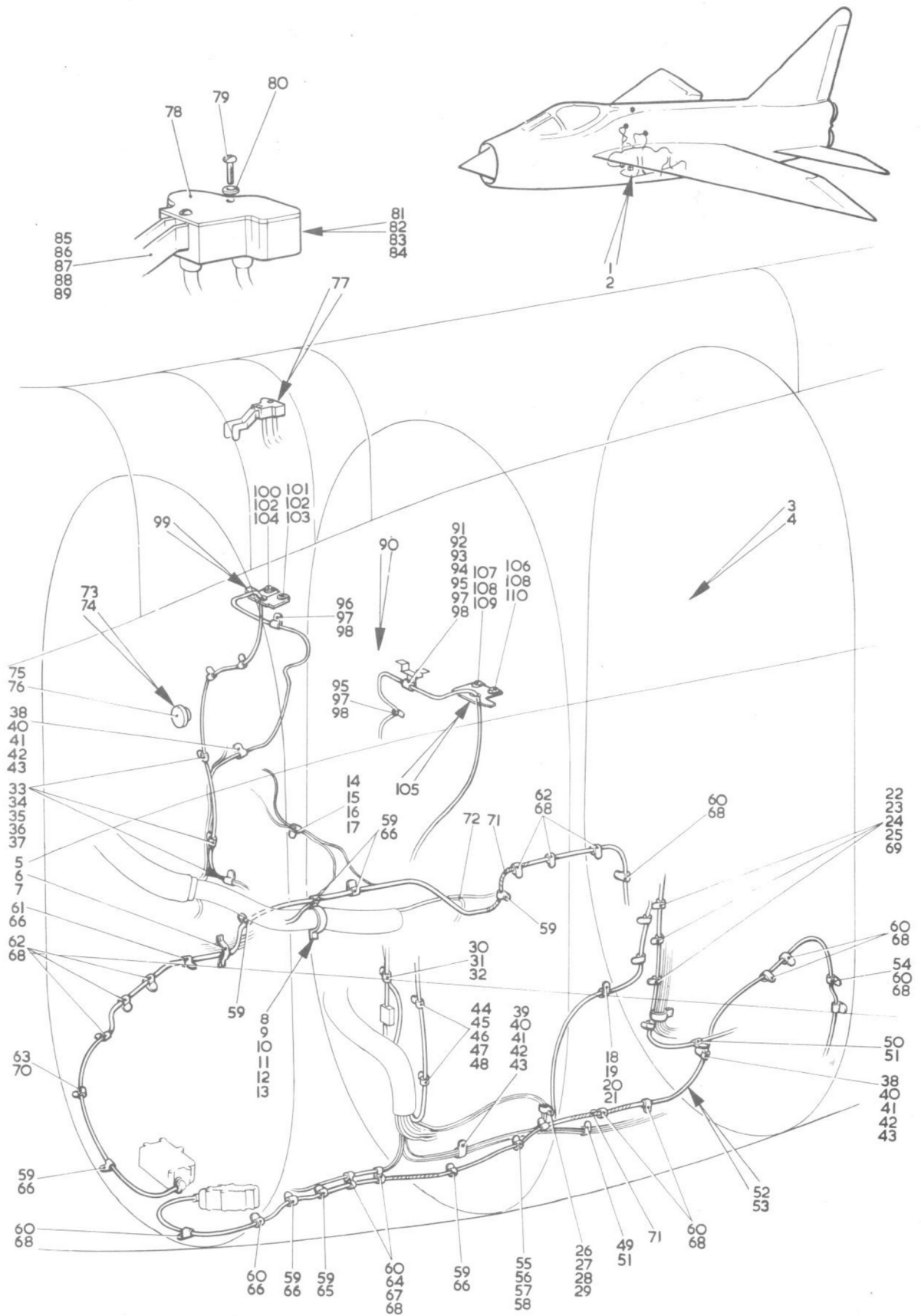
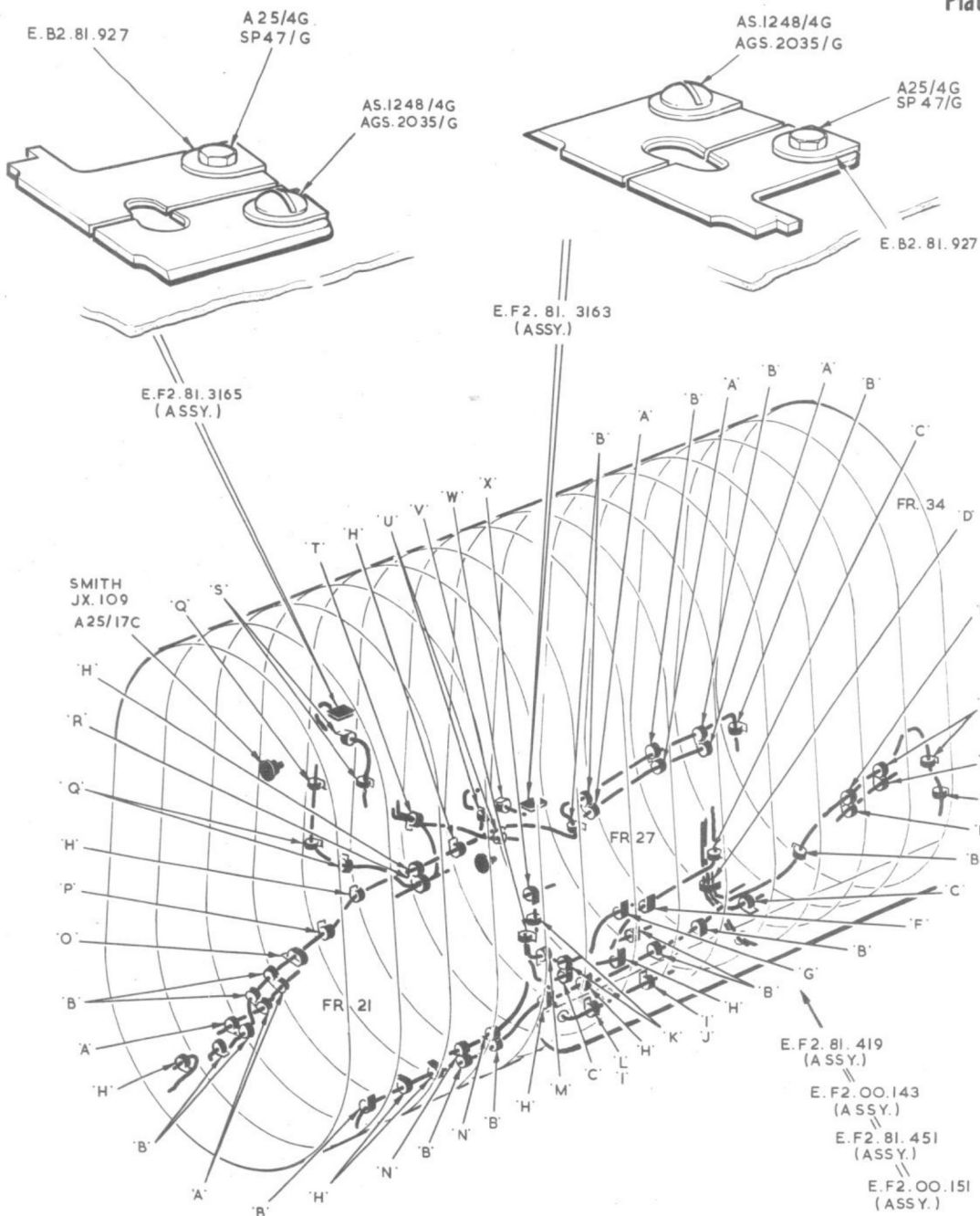


FIG.2. GENERAL ASSEMBLY OF AIRCRAFT
Restricted

E.F2.OO.81

Plate B 2



ITEM	'P' CLIP	BOLT	NUT	'D' WASHER	ITEM	'P' CLIP	BOLT	NUT	'D' WASHER
A	AS.4526/12				B	EEAS.143/20H			EEAS.238/2AH
C	HT.0813/4C				D	HT.0813/18B	A25/1B	AGS.2001/B/1	EEAS.237/6A
E	AGS.2081/8				F	HT.0813/4B	A25/1B	AGS.2001/B/1	EEAS.238/1A
G	HT.0813/9C	A25/10C		EEAS.237/7A	H	EEAS.143/9H			EEAS.237/6AH
I	HT.0813/11B	A32/B20		EEAS.237/6A	J	HT.0813/20B			
K	HT.0813/8C	A25/2C	AGS.2001/C/1	EEAS.237/7A	L	HT.0813/9B	A32/B20		EEAS.237/6A
M	EEAS.143/10H	DISTANCE TUBE AS.2811/5/060			N	AGS.2081/6			
O	HT.0813/16B				P	E.B3.81.3067	A25/3C		EEAS.237/7A
Q	HT.0813/11B	A25/2B	AGS.2001/B/1	EEAS.237/6A	R	E.F2.81.5483	A25/1B	AGS.2001/B/1	EEAS.238/1A
S	HT.0813/8C	A25/1C		EEAS.237/7A	T	HT.0813/3B	A25/1B	AGS.2001/B/1	EEAS.238/1A
U	E.F2.81.3159				V	HT.0813/7B	A25/1B	AGS.2001/B/1	EEAS.237/6A
W	E.F2.81.421	A25/1C		EEAS.239/3A	X	HT.0813/8B	A25/2B		EEAS.237/6A

LIGHTNING F.MK.2

GENERAL ASSEMBLY OF AIRCRAFT

Restricted

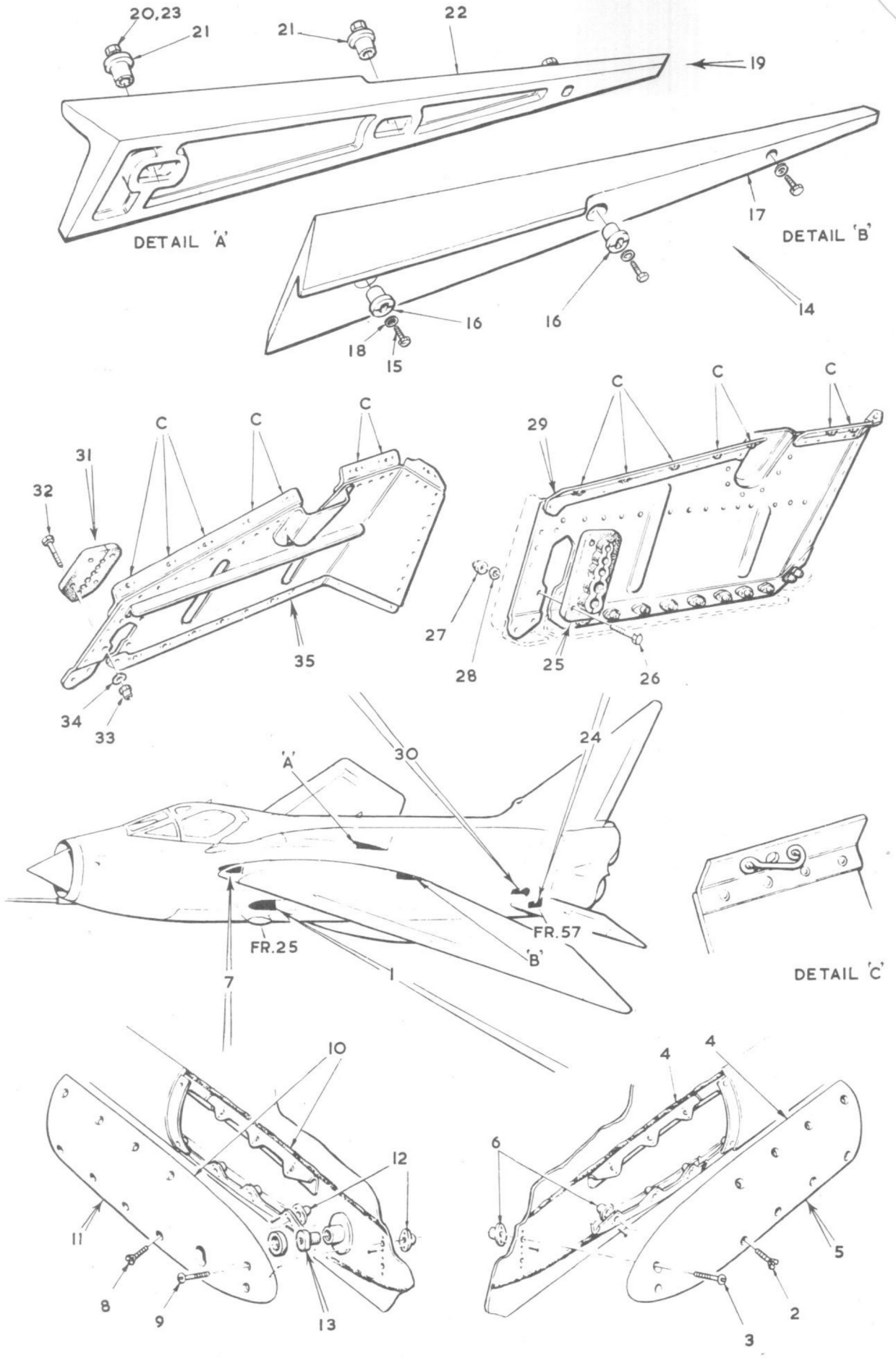


FIG.3. GENERAL ASSEMBLY OF AIRCRAFT Restricted



This file was downloaded from the RTFM Library.

Link: www.scottbouch.com/rtfm

Please see site for usage terms, and more aircraft documents.

