

**PART 5**

**ILLUSTRATIONS**

RESTRICTED

**PART 5**  
**ILLUSTRATIONS**

**Contents**

	<b>Fig.</b>
<b>COCKPIT—PORT SIDE</b> ... ..	<b>1</b>
<b>COCKPIT—FORWARD VIEW</b> ... ..	<b>2</b>
<b>COCKPIT—STARBOARD SIDE</b> ... ..	<b>3</b>

### KEY TO PART 5 FIG. 1

1. Fire extinguisher indicator switches
2. Standard warning panel
3. SWP cancel pushbutton
4. SWP mute pushbutton
5. SWP test pushbutton
6. Audio warning mute switch
7. Feel switch
8. No. 1 throttle
9. Undercarriage selector pushbuttons
10. Undercarriage position indicator
11. No. 2 throttle
12. Press-to-transmit switch
13. Fast idle stop release
14. Airbrakes selector switch
15. Tacan control unit
16. Standby UHF channel switch
17. Ventral tank emergency transfer switch
18. Missile jettison switch
19. Undercarriage emergency lowering lever
20. ILS control unit
21. Idling stop release lever
22. Throttle servo control
23. Demist lever
24. Canopy jettison handle
25. Canopy control handle
26. Ram air valve control
27. Rudder trim switch
28. Armament safety break key
29. Anti-dazzle lights switch
30. Relight pushbuttons
31. AI hand controller
32. Emergency canopy jack release lever

32

31

30

29

28


27

26

25

24


2A/23A



23 22 21 20 19

## KEY TO PART 5 FIG. 2

1. Air-to-air refuelling lights
2. Pilot attack sight
3. Rudder pedal adjusting handle
4. AI display unit
5. Ram air temperature gauge
6. E2B compass
7. GW arming switch indicator
8. GW singles/pairs switch
9. GW armed time indicator
10. GW armed time light
11. Liquid oxygen contents
12. Voltmeter
13. Over-frequency light
14. Anti-dazzle lamp
15. Autopilot mode indicator
16. Frequency card lighting switch
17. Auxiliary warning panel
18. Wing tank fuel gauges (pre-Mod. 4248)
19. IFF/SIF controller (pre-Mod. 4248)
20. Ventral tank contents gauge
21. Seat raise/lower switch
22. Navigation display
23. Standby inverter indicator
24. Oxygen flow indicator
25. Attitude indicator
26. Tacan offset computer
27. ILS volume switch
28. ILS master switch
29. VP/ILS switch
30. VP sensitivity switch
31. UHF controller and switches
32. Rate of climb and descent indicator
33. Main altimeter
34. Arrestor hook release handle and 'hook-down' light
35. Emergency lights switch
36. Ice warning light
37. Brake lever
38. De-icing/rain dispersal switch and indicator
39. Camera switch
40. Pitch/roll trim switch
41. Armament trigger safety switch
42. Armament trigger
43. Top temperature control switches
44. Brake pressure indicator
45. Flap position indicator
46. Autopilot trim indicator
47. Machmeter
48. Combined trim and airbrakes position indicator
49. Brake parachute release handle
50. Accelerometer
51. Services hydraulic pressure gauge
52. Flaps selector
53. Airspeed indicator
54. PAS spare bulb
55. Brake parachute jettison button
56. Safety pin stowage
57. Stop watch holder
58. Standby altimeter
59. Attention getter
60. Air-to-air refuelling master switch
61. Standby artificial horizon
62. Standby direction indicator




Part 5 Fig. 2 Cockpit—Forward View

RESTRICTED

### KEY TO PART 5 FIG. 3

1. GW fire control reset switch
2. Gun purging light
3. AI recorder control
4. RB doors unlocked light and emergency retract switch
5. AWP test switch
6. Flap tank contents button
7. Taxi lamp switch
8. Navigation lights switch
9. Camera iris switch
10. Camera master switch
11. Pitot heater switch
12. AWP day/night switch
13. Windscreen heating switches
14. Standby generator switch
15. Standby inverter switch
16. Engine start master switch
17. Engine starter isolation switch
18. Engine start buttons
19. Battery switch
20. Cabin air switch
21. Instrument master switch
22. Cockpit altimeter
23. Cockpit temperature selector
24. Anti-G stop valve handle
25. LP fuel cock switches
26. Wing-to-wing transfer valve light
27. Wing-to-wing transfer switch
28. AC and DC pumps switches
29. Telebriefing button
30. AVS flow control selector
31. FCS pilot's controller
32. PAS camera recorder switch unit
33. Master armament selector
34. MRG fast erection button
35. MRG switch
36. Wing fuel gauges (post-Mod. 4248)
37. Oxygen regulator
38. Cockpit lighting controls
39. IFF/SSR controller (post-Mod. 4248)
40. No. 1 engine JPT gauge
41. No. 2 engine JPT gauge
42. No. 1 engine RPM indicator
43. No. 2 engine RPM indicator
44. Nozzle position indicators
45. Standby DI, standby compass and ram air temp. gauge lighting control



Part 5 Fig. 3 Cockpit—Starboard Side

RESTRICTED