

FS/1

Chapter 5 PHOTOGRAPHIC INSTALLATION

LIST OF CONTENTS

	Para
Modification standard	1
General	2

LIST OF ILLUSTRATIONS

	Fig
F95, Mk 4 camera installations – theoretical	1-1a
F97, Mk 3 camera and photoflash installation – theoretical	2

Modification standard

1. This Chapter includes all modifications associated with Mod 1188, together with Mod 1193B, 1277, 1531, 1623 and 5208.

General

2. With the exception of minor routing differences and peculiarities brought about by the introduction of Mod 1193B, the photographic installation on this aircraft is identical to that described in AP 101B-1202-1B, Cover 2, Sect 7, Chap 5. These differences are shown

in the associated diagrams in Sect 17 of the SDM and are as follows:-

- (1) The cable from N-B/R18 to C-P/C/3/X is routed via pin HH of plug and socket C/N11.
- (2) The cable from C-Q/N7 to A-J/2/L is routed via pins s of plug and socket break C/A10.
- (3) Two cables from the armament master safety break WS-BA to C-HR/C11 and C-P/C/3/E are routed via pins m and n respectively of plug and socket break C/A10.

These wiring changes have no effect on the functioning of the installation.

3. On aircraft serial numbers XV 352 and XV 863 to XV 869 inclusive – which have Mod 1193B embodied – the fixed wiring for Line-scan is installed but, owing to non-availability of the associated role equipment, the facility is unusable. Mod 1193B also included changes to the fixed wiring for the photographic installation which render the interconnecting circuitry incompatible with existing role equipment. Pending embodiment of Mod 1531 which returns the aircraft to a pre-Mod 1193B state, the photographic capability of these aircraft is suspended.

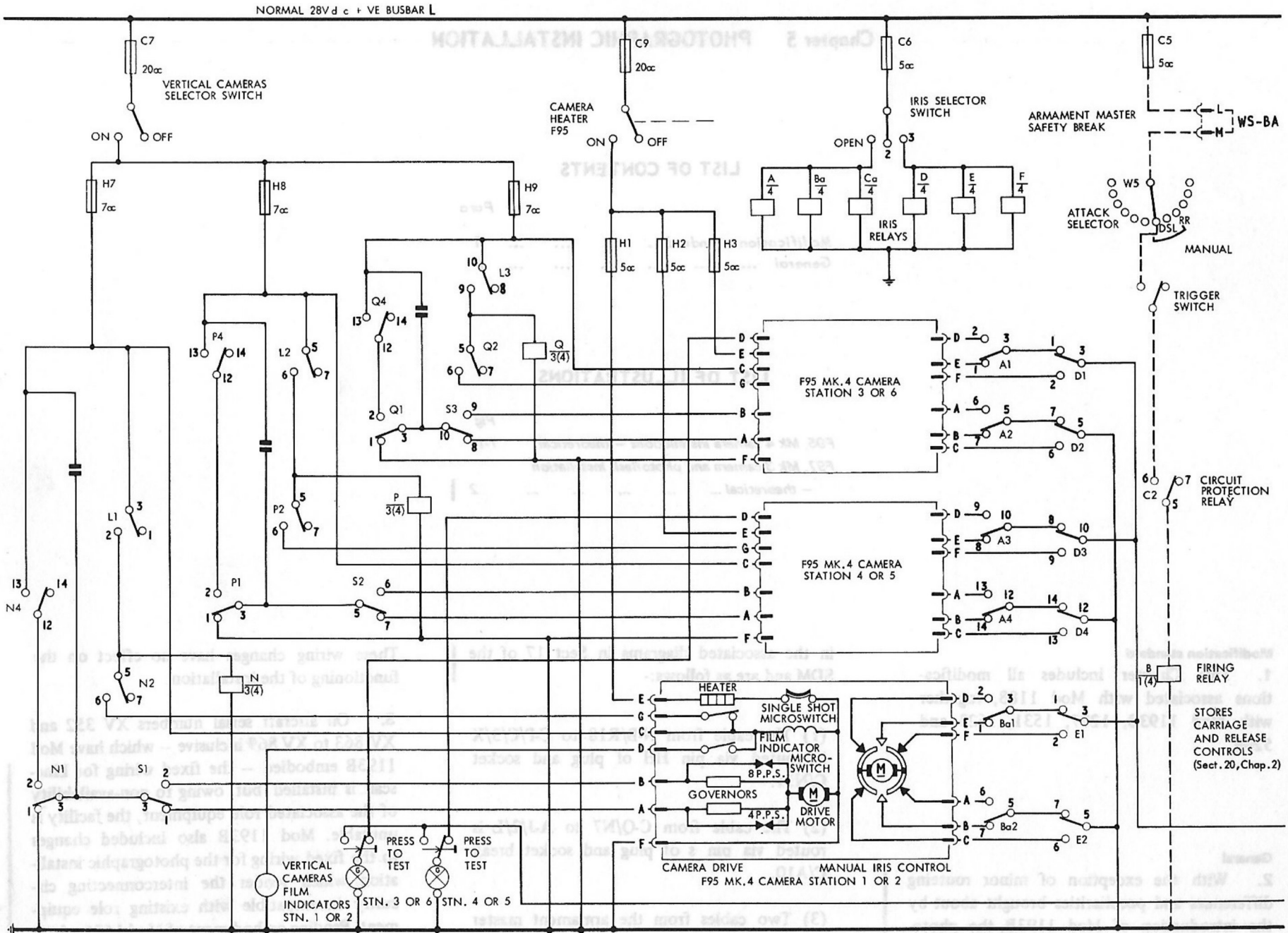


Fig.1. F95, Mk.4 camera installations — theoretical

Y86/81/2573/28

FS/2

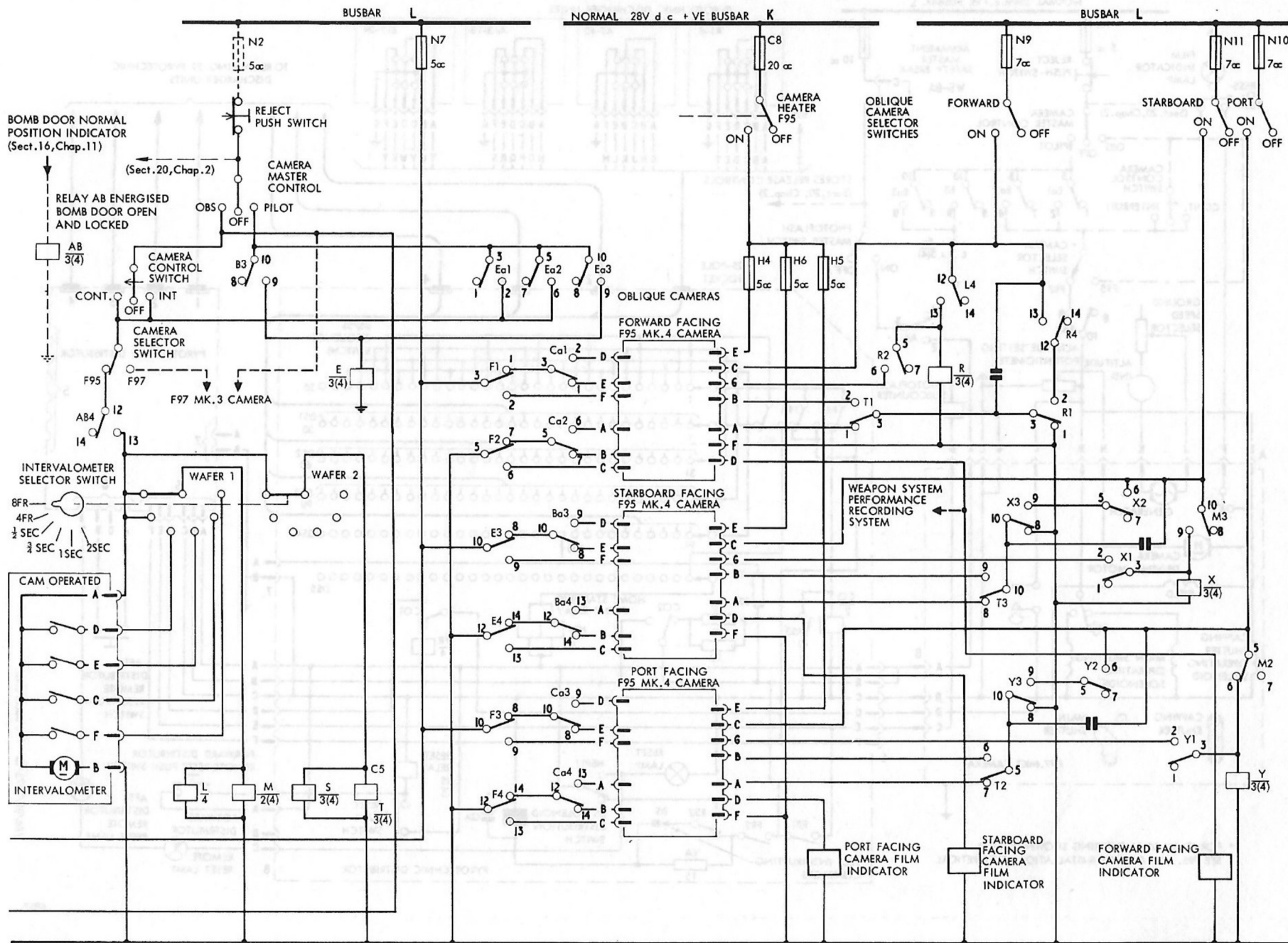
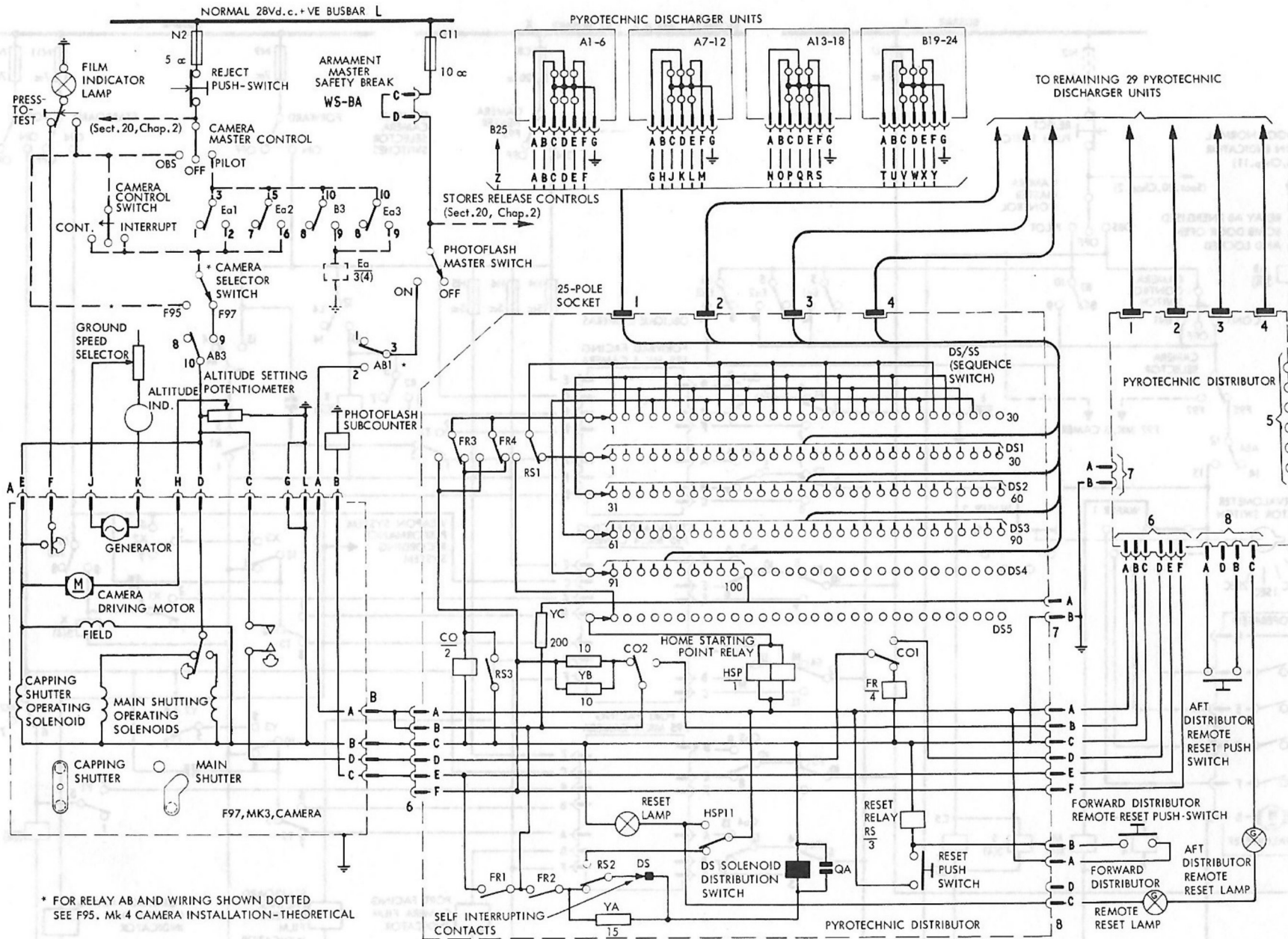


Fig.1a. F.95, Mk.4 camera installations – theoretical

Y86/81/2573/28
6244



* FOR RELAY AB AND WIRING SHOWN DOTTED SEE F95. MK 4 CAMERA INSTALLATION-THEORETICAL

Fig.2. F97, Mk.3 camera and photoflash installation - theoretical
(Reference to STI/Bucc 270C deleted)

This file was downloaded
from the RTFM Library.

Link: www.scottbouch.com/rtfm

Please see site for usage terms,
and more aircraft documents.

