

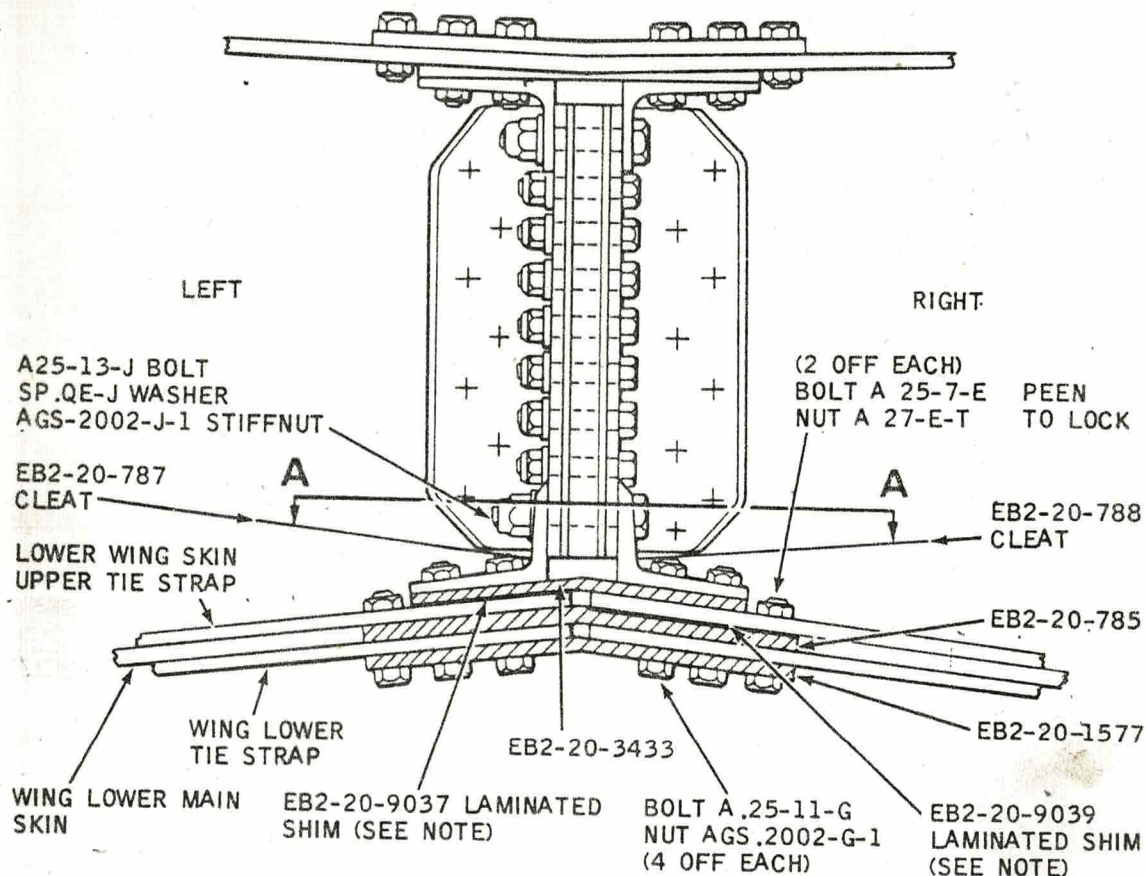
CHAP. 1 AIRFRAME S.P. 13 A.L. SHEET 1 OF 4	SERVICING PROCEDURE F53 T55	BAC F53 & T55 (SA) 5A3A Section 1 2nd Edition
Renewal of Wing Centre Lower Joint Straps		AFSC 43250 53450 43151 42452
Safety and Servicing Notes are to be complied with throughout the work detailed on this card.		TIME ES
SPECIAL TOOLS AND EQUIPMENT Nil.		ASSOCIATE PROCEDURE SP 1 (P) 2 (P) 138 (A)
<p style="text-align: center;"><u>43250</u></p> <p>1. PREPARATION</p> <p>1.1 No.1 engine. Remove (SP 1 (P)).</p> <p style="text-align: center;"><u>43151</u></p> <p>2. PREPARATION</p> <p>2.1 Engine bay aft heat shields. Remove.</p> <p style="text-align: center;"><u>53450</u></p> <p>3. RENEWAL</p> <p>3.1 PRC Bolts A25-7-E (quantity 2), and Nuts A27-E-T Bolts A25-11-G (quantity 4) and Nuts 2002-G-1. } Remove (See Fig.1).</p> <p>3.2 Strap plates, Part Nos. EB2-20-3443, EB2-20-1557 and EB2-20-785. } Remove and fit new items (See Fig.2).</p> <p>3.3 Bolts A25-7-E nuts A27-E-T. Renew. Bolts A25-11-G and nuts 2002-G-1. Replace.</p>		
		Continued Overleaf
SERVICING PROCEDURE INSPECTION STAGES DO NOT EXCLUDE ADDITIONAL INSPECTION STAGES INCORPORATED AS NECESSARY IN MAINTENANCE CERTIFICATION DOCUMENTS		

CHAP. 1 AIRFRAME
S.P. 13 A.L.
SHEET 2 OF 4

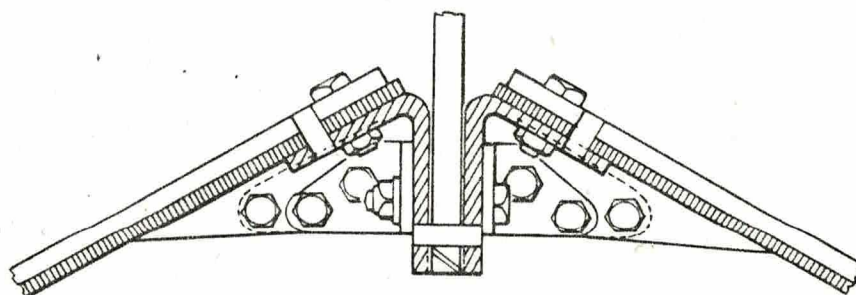
SERVICING PROCEDURE
F53 T55

BAC F53 & T55 (SA)
5A3A Section 1
2nd Edition

Safety and Servicing Notes are to be complied with
throughout the work detailed on this card.



NOTE: THE SHIMS SHOWN IN THE ABOVE VIEW MAY BE USED ONLY TO CORRECT ANY MALALIGNMENT. MAX. THICKNESS 0.34. THE OPPOSITE CONDITION MAY BE ADJUSTED BY REVERSING THE SHIMS TO THE OTHER SIDE.



SECTION A-A

SPAR 5

VIEW AT SPAR 5 CENTRE LINE OF
A/C LOOKING FORWARD

FIGURE 1

Continued

SERVICING PROCEDURE INSPECTION STAGES DO NOT EXCLUDE ADDITIONAL INSPECTION STAGES
INCORPORATED AS NECESSARY IN MAINTENANCE CERTIFICATION DOCUMENTS

CHAP. 1 AIRFRAME	SERVICING PROCEDURE	BAC F53 & T55 (SA)
S.P. 13 A.L.	F53 T55	5A3A Section 1
SHEET 3 OF 4		2nd Edition

Safety and Servicing Notes are to be complied with throughout the work detailed on this card.

5 3 4 7 0 (INSPECTOR)

4. INSPECTION STAGE

4.1 Inspect.

Item 3.

5 3 4 5 0

5. RENEWAL

5.1 PRC.

Renew.

4 3 1 5 1 / 4 2 4 5 2

6. COMPLETION

6.1 Wing centre joint.

Leak test (SP 138 (AF)).

4 3 1 5 1

7. COMPLETION

7.1 Engine bay aft heat shield.

Refit.

4 3 2 5 0

8. COMPLETION

8.1 No.1 engine.

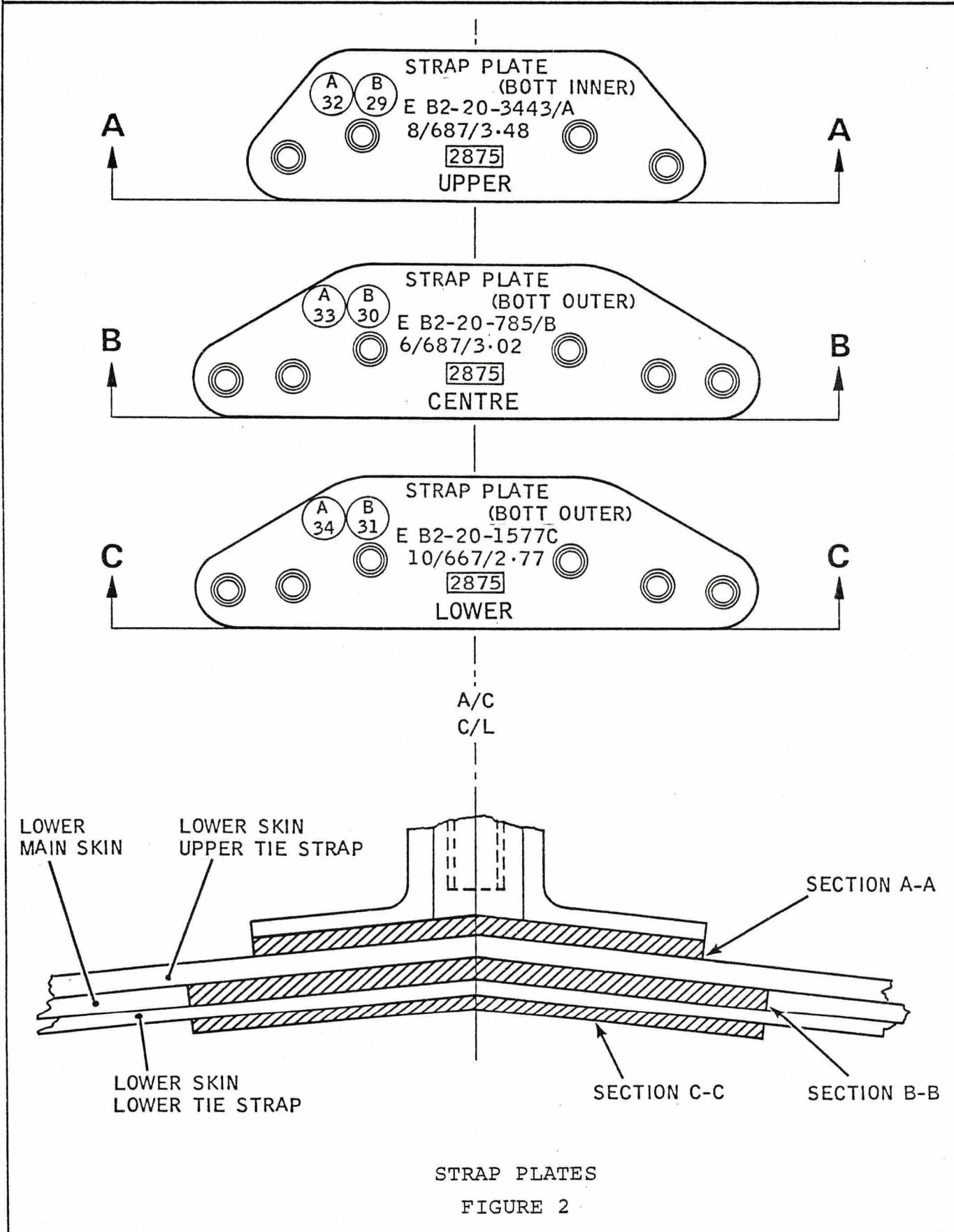
Refit (SP 2 (P)).

Continued Overleaf

SERVICING PROCEDURE INSPECTION STAGES DO NOT EXCLUDE ADDITIONAL INSPECTION STAGES INCORPORATED AS NECESSARY IN MAINTENANCE CERTIFICATION DOCUMENTS

CHAP. 1	AIRFRAME	SERVICING PROCEDURE		BAC F53 & T55 (SA)
S.P. 13	A.L	F53	T55	5A3A Section 1
SHEET 4	OF 4			2nd Edition

Safety and Servicing Notes are to be complied with throughout the work detailed on this card.



STRAP PLATES
FIGURE 2

This file was downloaded
from the RTFM Library.

Link: www.scottbouch.com/rtfm

Please see site for usage terms,
and more aircraft documents.

