

CHAP 2 AIRFRAME	SERVICING PROCEDURE	BAC F53 & T55 (SA)
SP 142 AL 4	F53 T55	5A3A Section 1
SHEET 1 OF 6		2nd Edition
Arrestor Hook - Resetting	AFSC	TIME EST
Safety and Servicing Notes are to be complied with throughout the work detailed on this card.	43151	
SPECIAL TOOLS AND EQUIPMENT		ASSOCIATED PROCEDURES
Retraction rig (EF5-880367). Safety bar (26DK/1439551).		
<u>43151</u>		
1. PREPARATION		
1.1 External d.c. power supply.	(i) Connect. (ii) Set to ON.	
1.2 Canopy seal guards.	Ensure fitted.	
2. RESETTING		
2.1 Arrestor hook operating handle (See Fig.1 - F53) (See Fig.2 - T55).	Ensure in unoperated position (Ball catch engaged).	
2.2 Arrestor hook indicator lamp (green) (See Fig.1 - F53) (See Fig.2 - T55).	Ensure lit.	
2.3 Arrestor hook release unit (See Fig.3).	Push T lever to the right applying force at cable to lever connexion.	
2.4 Retraction rig (EF5-88-367).	Locate on to hook body.	
2.5 Arrestor hook (See Fig.4).	(i) Raise, using retraction rig (EF5-88-367). (ii) Reset in stowed position. (iii) Remove retraction rig.	
NOTE: An audible click will be heard from release unit when jaws close.		
2.6 Arrestor hook safety bar (26DK/1439551).	Fit.	
2.7 Arrestor hook release unit.	Ensure cocking slide is inset, up to a maximum of 0.068 in. relative to outboard face at forward end of unit, using torch and mirror.	
		Continued Overleaf
SERVICING PROCEDURE INSPECTION STAGES DO NOT EXCLUDE ADDITIONAL INSPECTION STAGES INCORPORATED AS NECESSARY IN MAINTENANCE CERTIFICATION DOCUMENTS		

CHAP 2 AIRFRAME	SERVICING PROCEDURE	BAC F53 & T55 (SA)
SP 142 AL 4	F53 T55	5A3A Section 1
SHEET 2 OF 6		2nd Edition

Safety and Servicing Notes are to be complied with throughout the work detailed on this card.

43151

2. RESETTING (Contd)

2.8 Arrestor hook indicating lamp (green). Ensure extinguished.

3. COMPLETION

3.1 External d.c. power supply. (i) Set to OFF.  
(ii) Disconnect.

Continued

SERVICING PROCEDURE INSPECTION STAGES DO NOT EXCLUDE ADDITIONAL INSPECTION STAGES INCORPORATED AS NECESSARY IN MAINTENANCE CERTIFICATION DOCUMENTS

CHAP. 2 AIRFRAME

S.P. 142 A.L. 4

SHEET 3 OF 6

SERVICING PROCEDURE

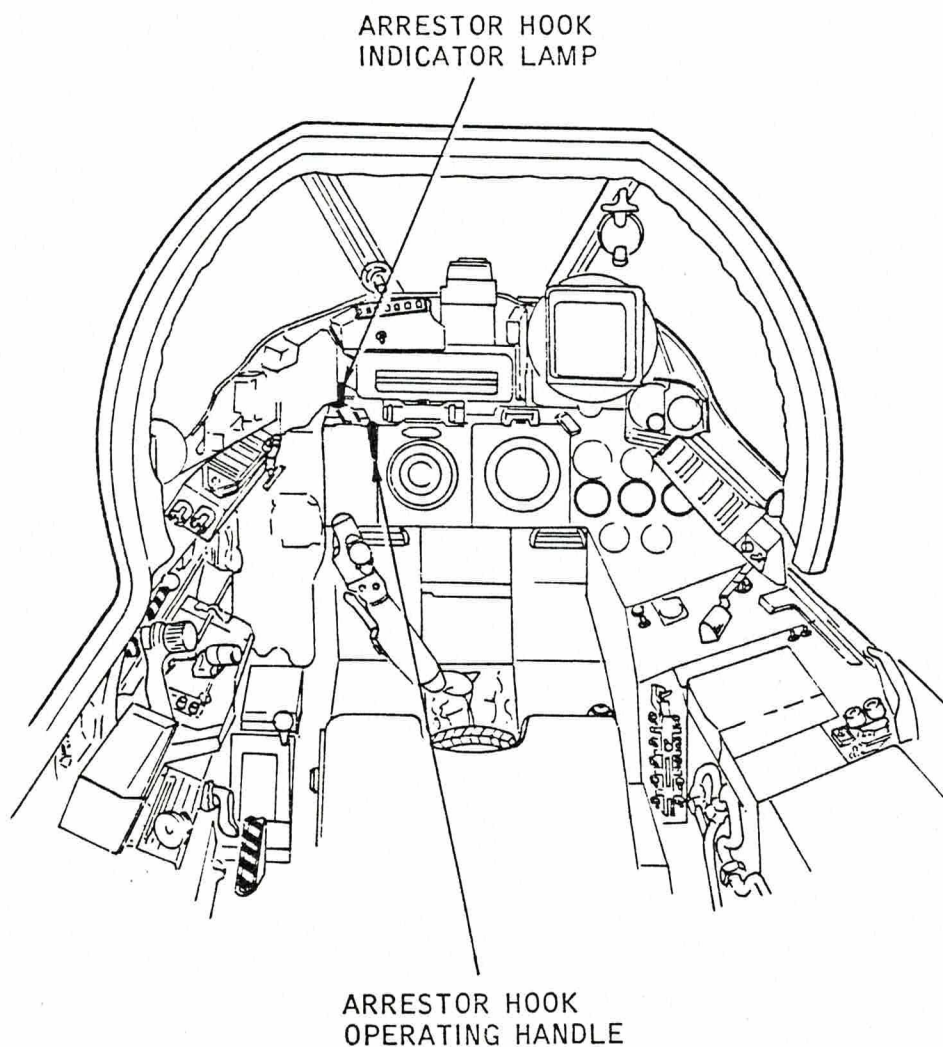
F53 T55

BAC F53 & T55 (SA)

5A3A Section 1

2nd Edition

Safety and Servicing Notes are to be complied with throughout the work detailed on this card.



ARRESTOR HOOK CONTROLS - COCKPIT (F53)

FIGURE 1

Continued Overleaf

SERVICING PROCEDURE INSPECTION STAGES DO NOT EXCLUDE ADDITIONAL INSPECTION STAGES INCORPORATED AS NECESSARY IN MAINTENANCE CERTIFICATION DOCUMENTS

CHAP 2 AIRFRAME

SP 142 AL 4

SHEET 4 OF 6

SERVICING PROCEDURE

F53

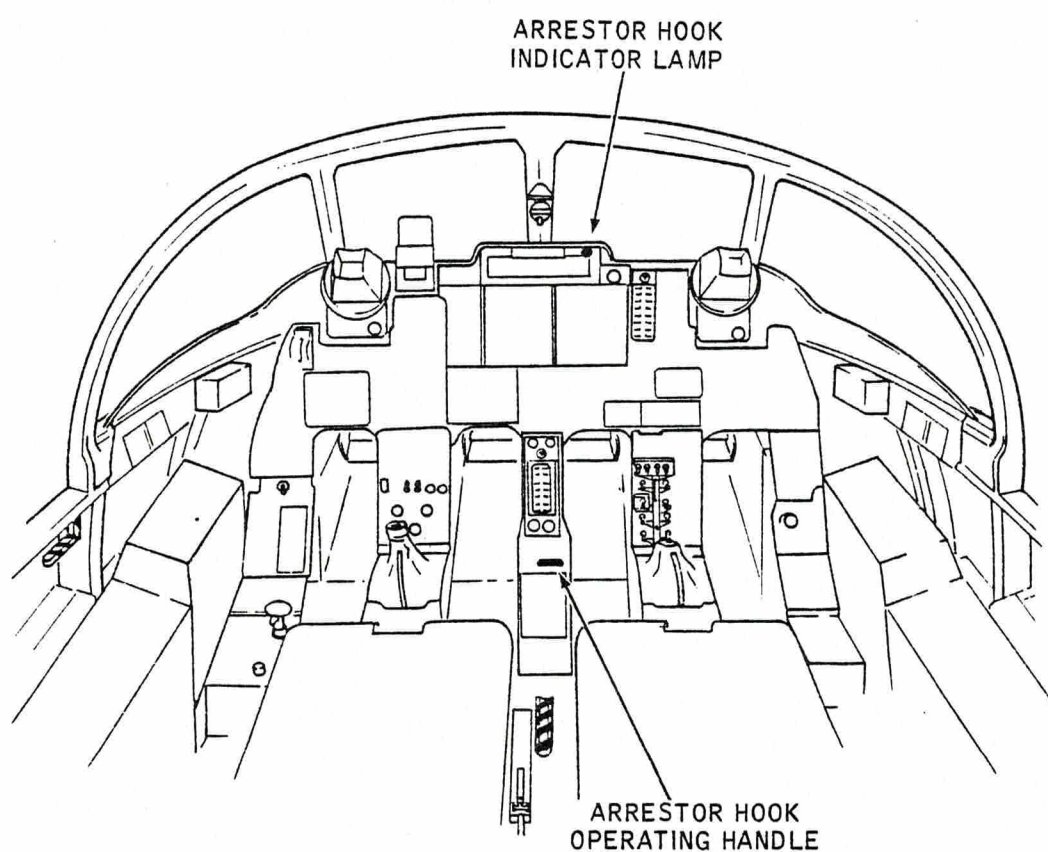
T55

BAC F53 & T55 (SA)

5A3A Section 1

2nd Edition

Safety and Servicing Notes are to be complied with throughout the work detailed on this card.



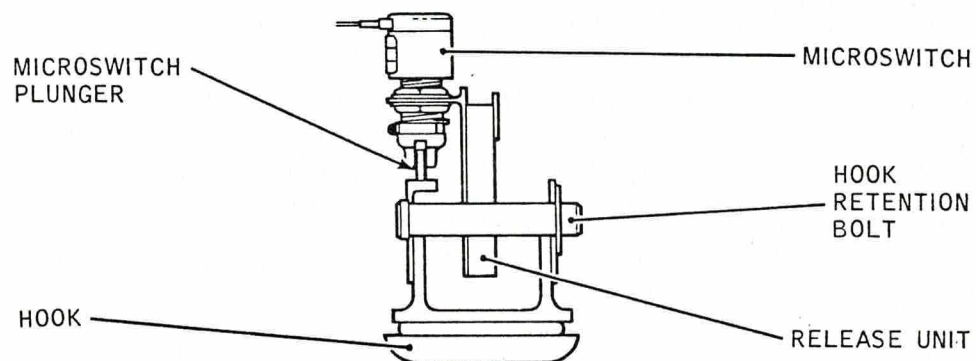
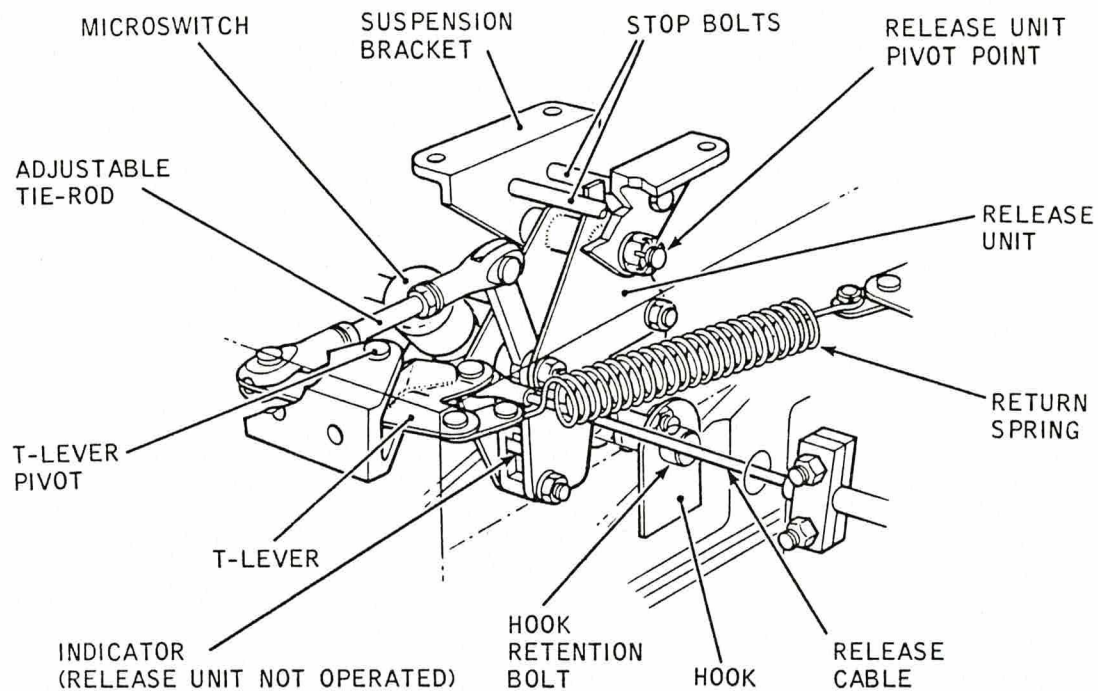
ARRESTOR HOOK CONTROLS - COCKPIT (T55)  
FIGURE 2

Continued

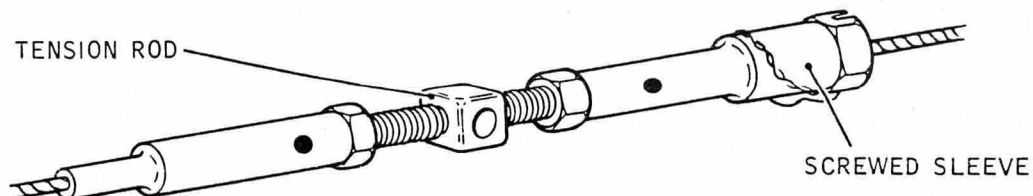
SERVICING PROCEDURE INSPECTION STAGES DO NOT EXCLUDE ADDITIONAL INSPECTION STAGES INCORPORATED AS NECESSARY IN MAINTENANCE CERTIFICATION DOCUMENTS



Safety and Servicing Notes are to be complied with throughout the work detailed on this card.



VIEW LOOKING AFT  
ON MICROSWITCH



BREAKDOWN/ADJUSTMENT POINT, FRAMES 56-57

SYSTEM DETAILS - ARRESTOR HOOK

FIGURE 3

CHAP 2 AIRFRAME

SP 142 AL 4

SHEET 6 OF 6

SERVICING PROCEDURE

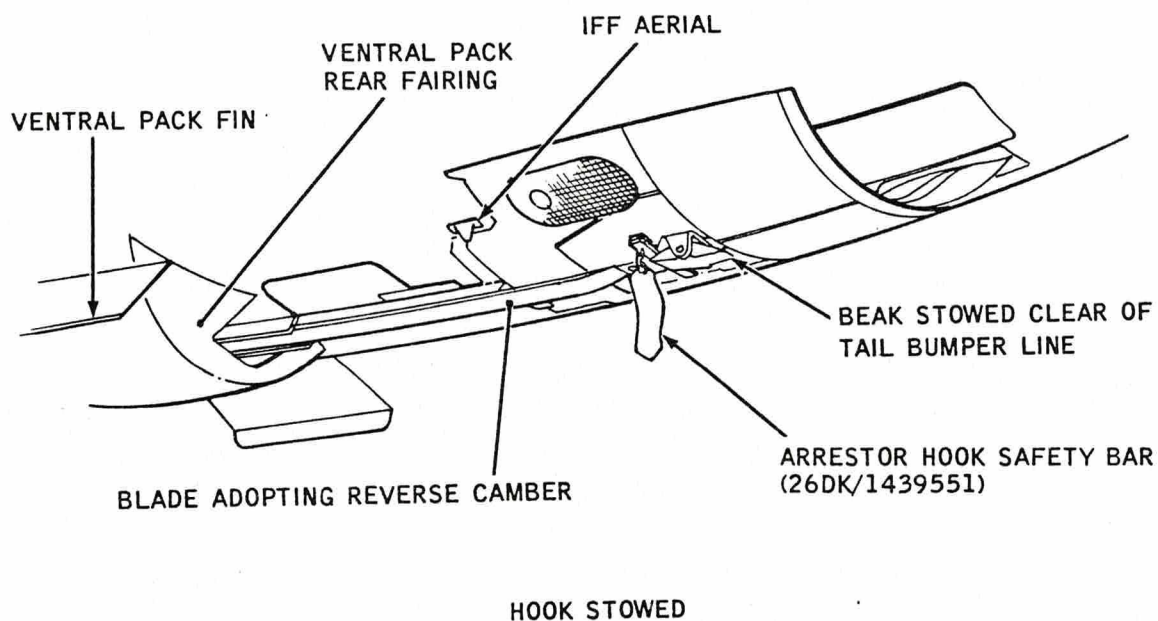
F53 T55

BAC F53 & T55 (SA)

5A3A Section 1

2nd Edition

Safety and Servicing Notes are to be complied with throughout the work detailed on this card.



ARRESTOR HOOK AND BLADE - STOWED

FIGURE 4

Continued

SERVICING PROCEDURE INSPECTION STAGES DO NOT EXCLUDE ADDITIONAL INSPECTION STAGES INCORPORATED AS NECESSARY IN MAINTENANCE CERTIFICATION DOCUMENTS

This file was downloaded  
from the RTFM Library.

Link: [www.scottbouch.com/rtfm](http://www.scottbouch.com/rtfm)

Please see site for usage terms,  
and more aircraft documents.

