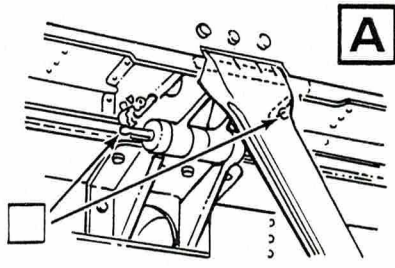
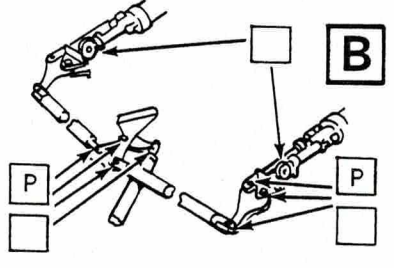
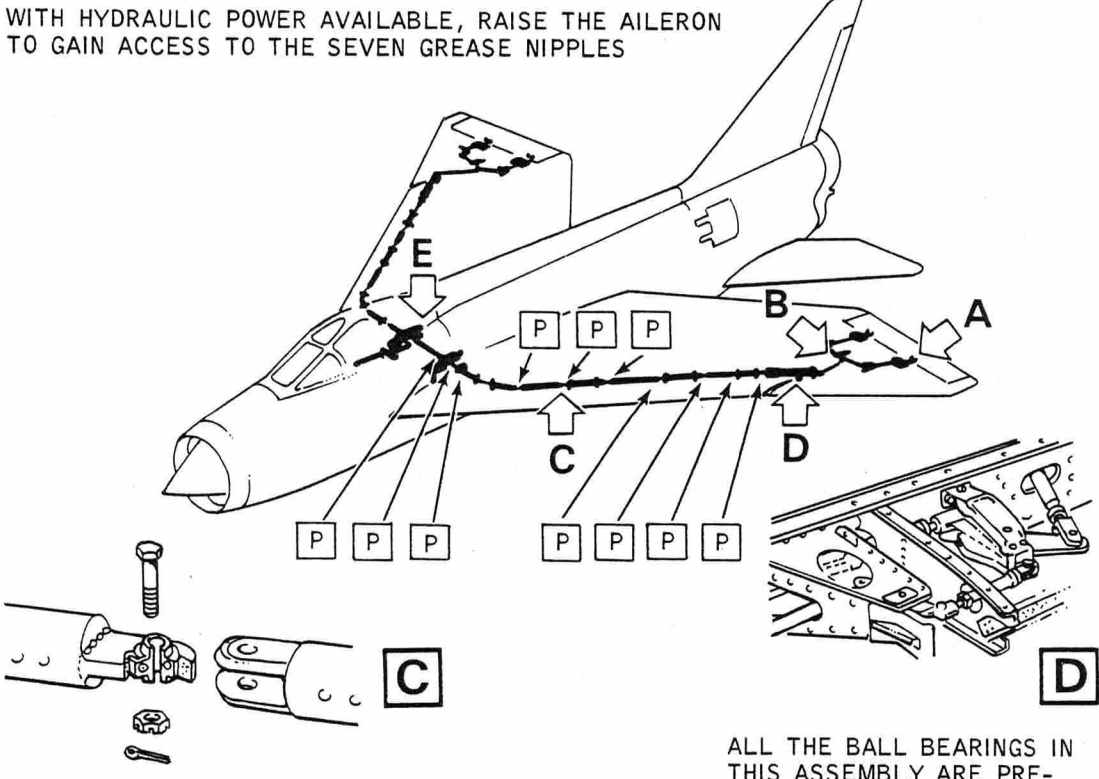
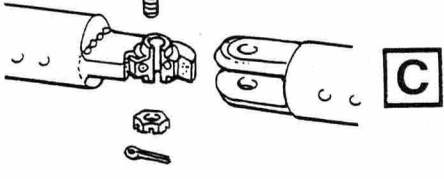
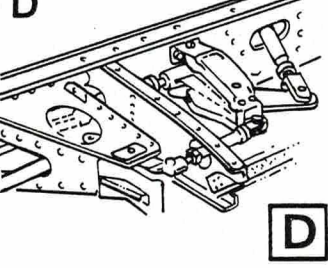
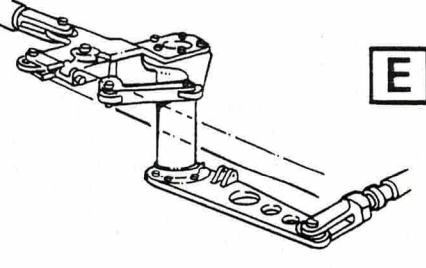


CHAP. 3 AIRFRAME S.P. 303 A.L. 1 SHEET 1 OF 1		SERVICING PROCEDURE F53 T55		BAC F53 & T55 (SA) 5A3A Section 1 2nd Edition							
Aileron Controls				AFSC 43151 42152							
Safety and Servicing Notes are to be complied with throughout the work detailed on this card.											
<div><div><p>A</p></div><div><p>B</p></div><div>WITH HYDRAULIC POWER AVAILABLE, RAISE THE AILERON TO GAIN ACCESS TO THE SEVEN GREASE NIPPLES</div><div></div><div><p>C</p></div><div>TYPICAL ROD-TO-ROD CONNECTION, PRE-PACKED BEARINGS (XG-287) WITH SIDEPLATES</div><div><p>D</p></div><div>ALL THE BALL BEARINGS IN THIS ASSEMBLY ARE PRE-PACKED WITH GREASE XG-287</div><div><p>KEY TO LUBRICANTS</p><table><tr><td>SYMBOL</td><td>NOMENCLATURE</td></tr><tr><td></td><td>XG-287</td></tr><tr><td></td><td>PRE-PACKED BEARINGS</td></tr></table></div><div><p>E</p></div><div>ALL THE BALL BEARINGS IN THIS ASSEMBLY ARE PRE-PACKED WITH GREASE XG-287</div></div>				SYMBOL	NOMENCLATURE		XG-287		PRE-PACKED BEARINGS	ASSOCIATED PROCEDURES	
SYMBOL	NOMENCLATURE										
	XG-287										
	PRE-PACKED BEARINGS										
LUBRICATION OF CONTROLS											
FIGURE 1											
SERVICING PROCEDURE INSPECTION STAGES DO NOT EXCLUDE ADDITIONAL INSPECTION STAGES INCORPORATED AS NECESSARY IN MAINTENANCE CERTIFICATION DOCUMENTS											

LUBRICATION OF CONTROLS
FIGURE 1

PRINTED IN ENGLAND

This file was downloaded
from the RTFM Library.

Link: www.scottbouch.com/rtfm

Please see site for usage terms,
and more aircraft documents.

