

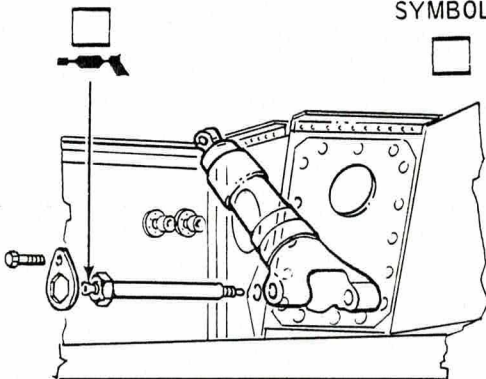
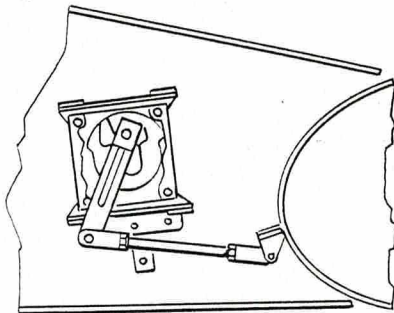
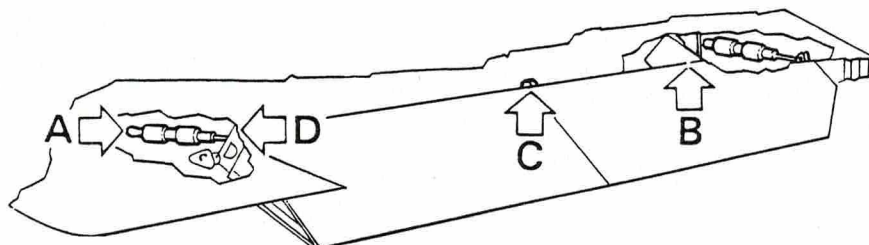
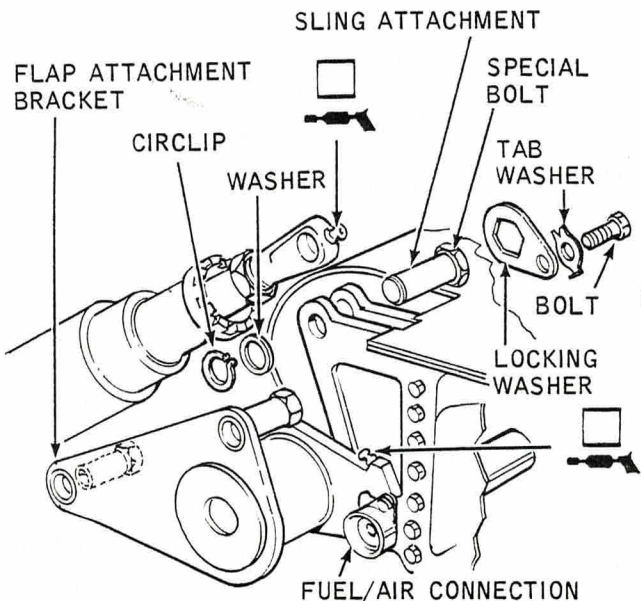
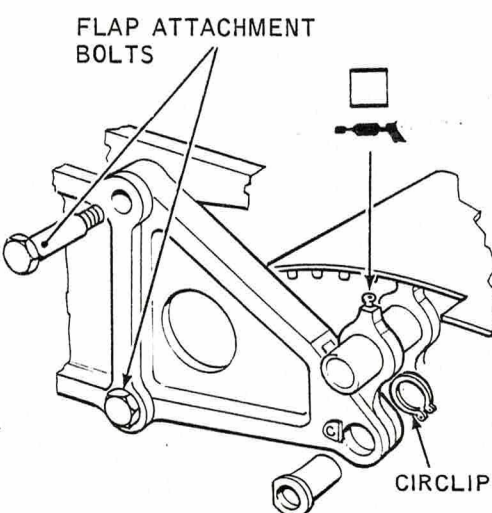



CHAP. 3 AIRFRAME S.P. 307 A.L. 1 SHEET 1 OF 1	SERVICING PROCEDURE F53 T55	BAC F53 & T55 (SA) 5A3A Section 1 2nd Edition
Flaps Safety and Servicing Notes are to be complied with throughout the work detailed on this card.	AFSC 43151 42152	TIME EST
<div data-bbox="667 426 1047 495"> KEY TO LUBRICANTS SYMBOL NOMENCLATURE </div> <div data-bbox="707 504 981 548">  XG-287  </div> <div data-bbox="277 473 766 849">  </div> <div data-bbox="343 884 683 946"> A OUTBOARD JACK FORWARD MOUNTING </div> <div data-bbox="948 539 1344 849">  </div> <div data-bbox="958 884 1410 929"> B FLAP POSITION TRANSMITTER </div> <div data-bbox="469 982 1344 1225">  </div> <div data-bbox="270 1269 915 1866">  </div> <div data-bbox="287 1875 601 1933"> C TYPICAL JACK AFT ATTACHMENT </div> <div data-bbox="915 1313 1410 1822">  </div> <div data-bbox="915 1875 1410 1933"> D ARRANGEMENT OF CENTRE HINGE </div>		ASSOCIATED PROCEDURES
FLAPS REMOVAL/ASSEMBLY FIGURE 1 SERVICING PROCEDURE INSPECTION STAGES DO NOT EXCLUDE ADDITIONAL INSPECTION STAGES. INCORPORATED AS NECESSARY IN MAINTENANCE CERTIFICATION DOCUMENTS		



This file was downloaded
from the RTFM Library.

Link: www.scottbouch.com/rtfm

Please see site for usage terms,
and more aircraft documents.

