

**SERVICES**  
**CABIN PRESSURE SYSTEM IN CENTRE FUSELAGE**

Ref. No	Part No.	Description	No. of						Cl. of Equip.	Plate No.
			1	2	3	4	5	6		
	E.B6.75.5	<b>CABIN PRESSURE SYSTEM IN CENTRE FUSELAGE ASSEMBLY</b>								
		Spares for:—								
11476	E.B6.75.639	<b>BRACKET</b> , for starboard cabin pressure wing to fuselage pipe between frames 16 and 17	1							S.15
		Attaching parts for E.B6.75.639:—								
28D/9133013	A25/5C	Bolt, 2 BA	2							C
28M/10288	AGS.2001/C/1	Nut, 2 BA	2							C
28W/9419475	SP.15/C	Washer	2							C
1335	E.A1.75.105	<b>CLIP</b> , pipe, between frames 12 to 17	4				L.72			C S.15
1707	E.A2.75.37	<b>CLIP</b> , pipe, for port and starboard elbows and transverse pipe, at frame 16	4				L.72			C S.15
15180	E.B6.75.181	<b>CLIP</b> , pipe, for transverse pipe at frame 16	1				L.72			C S.15
		Attaching parts for E.A1.75.105, E.A2.75.37 and E.B6.75.181:—								
28D/9436920	A25/1C	Bolt, 2 BA (As required)	2							C
28D/9133011	A25/2C	Bolt, 2 BA (As required)	2							C
28D/9133012	A25/3C	Bolt, 2 BA (As required)	2							C
28D/1200119	A25/4C	Bolt, 2 BA (As required)	2							C
28M/10288	AGS.2001/C/1	Nut, 2 BA	2							C
28W/9419475	SP.15/C	Washer	2							C
5889	E.B6.75.183	<b>CLIP</b> , special, for lagging on transverse pipe on frame 16	6							C S.15
28E/9129562	AGS.605/3	<b>CLIP</b> , rubber connection	12							C
5K/123	AGS.1661/M	<b>CLIP</b> , bonding	3							C
28F/11935	AGS.952/J	<b>COLLAR</b> , pipe	1							C
28F/8011809	AGS.1104/B	<b>CONE</b> , adaptor	1							C
1440	E.A3.75.147	<b>CONNECTION</b> , rubber 2"5 id x 3/4" x 2"5	1				Plastic 150			C S.15
	or									
	DUNLOP									
33006	DAS.582/40/24	<b>CONNECTOR</b> , piping	1				OR			C S.15
11475	E.B6.75.641	<b>FAIRLEAD</b> , for port cabin pressure wing to fuselage pipe, between frames 16 and 17 (Pre-Mod 3156)	1				LFS 21			C S.15
	E.A9.75.567	<b>FAIRLEAD</b> , for port cabin pressure wing to fuselage pipe, between frames 16 and 17 (Mod 3156)	1							
		Attaching parts for E.B6.75.641 or E.A9.75.567:—								
28M/10288	A25/4C	Bolt, 2 BA	4							C
28M/10288	AGS.2001/C/1	Nut, 2 BA	4							C
28W/9419475	SP.15/C	Washer	4							C

**SERVICES**  
**CABIN PRESSURE SYSTEM IN CENTRE FUSELAGE**

Ref. No.	Part No.	Description	No. off	Matl. Spec.	Cl. of Equip.		Plate No.
					M.R.	L.M.	
		1 2 3 4 5 6					
28F/12071	AGS.1170/K	NIPPLE, for pipe, E.B6.75.151 ... ..	1	—	C		
		Attachments for AGS.1170/K:—					
28E/9129562	AGS.605/3	Clip ... ..	2	—	C		
15179	E.B6.75.179A	Lagging ... ..	2	—	C		
28F/9517920	AGS.1142/K	NIPPLE ... ..	4	—	C		
	E.B6.75.643	NIPPLE, special (Make from AGS.1142/1) ... ..	1	—	LM	S.15	
5890	E.B6.75.157	PIECE, 4-way special bomb sight and cabin pressure air supply	1	DTD.683	C	S.15	
		Attachments for Piece, E.B6.75.157:—					
32B/1234	†	Lagging, fibre glass blanket ... ..	QR	—	LM		
1328	E.A3.75.55	PIPE, from rubber joint at frame 13 to rubber joint at frame 12, 2½" o/d. x 20 SWG	1	L.54	C	S.15	
		Attachments for Pipe, E.A3.75.55:—					
28E/9130219	AGS.605/4	Clip ... ..	2	—	C		
15163	E.B6.75.129A	Lagging ... ..	1	—	C		
15164	E.B6.75.131A	Lagging ... ..	1	—	C		
1329	E.A3.75.57	PIPE, from rubber joint at frame 14 to rubber joint at frame 13, 2½" o/d. x 20 SWG	2	L.54	C	S.15	
		Attachments for two Pipes, E.A3.75.57:—					
28E/9130219	AGS.605/4	Clip ... ..	8	—	C		
15165	E.B6.75.133A	Lagging ... ..	2	—	C		
39007	E.B6.75.135	Lagging ... ..	2	—	C		
15166	E.B6.75.137A	Lagging ... ..	1	—	C		
15167	E.B6.75.139A	Lagging ... ..	1	—	C		
15168	E.B6.75.141A	Lagging ... ..	1	—	C		
15169	E.B6.75.143A	Lagging ... ..	1	—	C		
1330	E.A3.75.59	PIPE, from rubber joint at frame 15 to rubber joint at frame 16, 2½" o/d. x 20 SWG	1	L.54	C	S.15	
		Attachments for Pipe, E.A3.75.59:—					
28E/9130219	AGS.605/4	Clip ... ..	2	—	C		
40127	E.B6.75.707A	Lagging ... ..	1	—	C		
40466	E.B6.75.709A	Lagging ... ..	1	—	C		
1331	E.A3.75.61	PIPE, from rubber joint at frame 16 to rubber joint at elbow, 2½" o/d. x 20 SWG	1	L.54	C	S.15	
		Attachments for Pipe, E.A3.75.61:—					
32B/1234	†	Lagging, fibre glass blanket ... ..	QR	—	LM		

**SERVICES**  
**CABIN PRESSURE SYSTEM IN CENTRE FUSELAGE**

Ref. No.	Part No.	Description	No. off	Matl. Spec.	Cl. of Equip.	Plate No.
					M.R. L.M.	
5891	E.B6.75.151	PIPE, assembly, from coupling forward of frame 16 to rear camera bay tee piece	1	L.56	C	S.15
32B/1234	†	Attachments for Pipe, E.B6.75.151:— Lagging, fibre glass blanket	QR	—	LM	
5892	E.B6.75.153	PIPE, assembly, transverse from special 4-way union to running joint forward of frame 16	1	L.54	C	S.15
		Attachments for Pipe, E.B6.75.153:—				
5889	E.B6.75.183	Clip	6	—	C	
28E/9129562	AGS.605/3	Clip	2	—	C	
15174	E.B6.75.167A	Lagging	2	—	C	
15175	E.B6.75.169A	Lagging	2	—	C	
15177	E.B6.75.175A	Lagging	2	—	C	
15178	E.B6.75.177A	Lagging	1	—	C	
15196	E.B6.75.613A	Lagging	1	—	C	
32B/1234	†	Lagging, fibre glass blanket	QR	—	LM	
5893	E.B6.75.503	PIPE, assembly, from port wing connection to special 4-way piece pressure line	1	L.56	C	S.15
		Attachments for Pipe, E.B6.75.503:—				
32B/1234	†	Lagging, fibre glass blanket	QR	—	LM	
5894	E.B6.75.505	PIPE, assembly, from starboard wing connection to rear camera bay tee piece pressure line	1	L.56	C	S.15
		Attachments for Pipe, E.B6.75.505:—				
28E/9129562	AGS.605/3	Clip	3	—	C	
28E/9129092	AGS.605/2	Clip	1	—	C	
15172	E.B6.75.163A	Lagging	1	—	C	
15173	E.B6.75.165A	Lagging	1	—	C	
15188	E.B6.75.541A	Lagging	1	—	C	
15189	E.B6.75.543A	Lagging	1	—	C	
5895	E.B6.75.507	PIPE, elbow joint, between port wing and fuselage	1	L.59	C	S.15
		Attachments for Pipe, E.B6.75.507:—				
32B/1234	†	Lagging, fibre glass blanket	QR	—	LM	
28F/9439950	AGS.1140/B	PLUG, nipple	1	—	C	
28F/8011819	AGS.904/B	SLEEVE, outer	1	—	C	
28F/9439102	AGS.1105/B	UNION, adaptor	1	—	C	
13220	E.B6.75.823	UNION, pressure reducing special, aft of frame 16 for camera bay air supply	1	DTD.683	C	S.15
28F/14773	AGS.1121/4	UNION, tee	1	—	C	
28F/8014021	AGS.1138/B	WASHER, jointing	2	—	C	

**Pages 895 to 904 not issued**

ALIS. 899

AL. 24. 901

**SERVICES**  
**CABIN PRESSURE SYSTEM IN CENTRE FUSELAGE**

Ref. No.	Part No.	Description	Nc. off	Matl. Spec.	Cl. of Equip.		Plate No.
					M.R.	L.M.	
		1 2 3 4 5 6					
<b>SUMMARY OF STOCK ITEMS USED ON CABIN PRESSURE SYSTEM IN CENTRE FUSELAGE, ASSEMBLY</b>							
28F/9439102	AGS.1105/B	Adaptor, nipple	—	—		C	
28D/9436920	A25/1C	Bolt, 2 BA, hex. head	—	—		C	
28D/9133011	A25/2C	Bolt, 2 BA, hex. head	—	—		C	
28D/9133012	A25/3C	Bolt, 2 BA, hex. head	—	—		C	
28D/1200119	A25/4C	Bolt, 2 BA, hex. head	—	—		C	
28D/9133013	A25/5C	Bolt, 2 BA, hex. head	—	—		C	
28F/11935	AGS.952/J	Collar	—	—		C	
28F/8011809	AGS.1104/B	Cone. adaptor	—	—		C	
28F/9513420	AGS.1142/J	Nipple, adaptor	—	—		C	
28F/9517920	AGS.1142/K	Nipple, adaptor	—	—		C	
28F/12071	AGS.1170/K	Nipple	—	—		C	
28M/10288	AGS.2001/C/1	Nut, stiff, 2 BA	—	—		C	
28P/1006943	SP.9/C6	Pin, split, 1/8" dia. x 1/2" long	—	—		C	
28F/9439950	AGS.1140/B	Plug, nipple	—	—		C	
28F/1011818	AGS.1140/H	Plug, nipple	—	—		C	
28F/8011819	AGS.904/B	Sleeve, outer	—	—		C	
28F/8011823	AGS.904/H	Sleeve, outer	—	—		C	
28F/14773	AGS.1121/4	Tee, 3-way	—	—		C	
28W/9419474	SP.15/B	Washer, 4 BA, plain	—	—		C	
28W/9419475	SP.15/C	Washer, 2 BA, plain	—	—		C	
28F/8014021	AGS.1138/B	Washer, jointing	—	—		C	

**SERVICES**  
**CABIN PRESSURE SYSTEM IN FRONT FUSELAGE**

Ref. No.	Part No.	Description	No. Off	Matl Spec.	Cl. of Equip.	Plate No.
					M.R. L.M.	
	E.B6.75.3	<b>CABIN PRESSURE SYSTEM IN FRONT FUSELAGE, ASSEMBLY</b>	—	—	—	S.13
		Spares for:—				
1333	E.A3.75.83	<b>ADAPTOR</b> , non-return valve mounting ... ..	1	DTD.289	C	S.14
	GODFREY					
27UA/516	22688	<b>ADAPTOR</b> , water extractor drain ... ..	1	—	C	S.14
7003	E.A3.75.177	<b>BRACKET</b> , pipe supporting ... ..	4	L.72	C	S.13
	E.B6.75.581	<b>CABIN PRESSURE STATIC LINE, ASSEMBLY</b> ...	—	—	—	
		Spares for:—				
1823	EEAS.91/2	<b>CLIP</b> , pipe, double, $\frac{1}{8}$ " o/d. ... ..	10	L.72	C	S.1
6429	EEAS.143/7	<b>CLIP</b> , pipe ... ..	21	L.72	C	S.13
16715	E.B6.80.115	<b>PIPE</b> , static vent, from running coupling aft of frame 4 to running coupling aft of frame 5, $\frac{3}{8}$ " o/d.	1	L.54	C	S.13
	E.B6.80.173	<b>PIPE</b> , static vent, from coupling aft of frame 2 to coupling aft of frame 4, $\frac{1}{8}$ " o/d.	1	L.54	LM	S.13
16716	E.B6.80.117	<b>PIPE</b> , static vent, from coupling aft of frame 5 to connection at pressure bulkhead, $\frac{3}{8}$ " o/d.	1	L.54	C	S.13
	E.B6.80.171	<b>PIPE</b> , static vent, from drain tee connection aft of frame A to running coupling aft of frame 2, $\frac{1}{8}$ " o/d.	1	L.54	LM	S.13
3400	E.A3.80.1649	<b>PIPE</b> , drain, at tee coupling aft of frame A and tee coupling for master control valve at pressure bulkhead	2	L.54	C	S.13
3402	E.A3.80.1965	<b>PIPE</b> , assembly, static vent, from coupling tee to master control valve connection at pressure bulkhead	1	DTD.323	C	S.13
3396	E.A3.80.1973	<b>PIPE</b> , static vent, from nose tee piece at frame B to drain tee connection aft of frame A, $\frac{1}{8}$ " o/d.	1	L.56	C	S.13
3394	E.A3.80.1975	<b>PIPE</b> , static vent, from nose tee piece at frame B to port connection in side of fuselage, $\frac{1}{8}$ " o/d.	1	L.56	C	S.13
3395	E.A3.80.1977	<b>PIPE</b> , static vent, from nose tee piece at frame B to starboard connection in side of fuselage, $\frac{1}{8}$ " o/d.	1	L.56	C	S.13
1335	E.A1.75.105	<b>CLIP</b> , pipe, special, at frame 2 and 6 ... ..	2	L.72	C	S.13
1707	E.A2.75.37	<b>CLIP</b> , pipe, special ... ..	4	L.72	C	S.13
6616	E.B7.75.507	<b>CLIP</b> , pipe, special, lagging retaining between frames A and 1	3	Glass Cloth	C	S.13
5647	EEAS.143/26	<b>CLIP</b> , pipe ... ..	3	L.72	C	S.13
1708	E.A3.75.145	<b>CONNECTION</b> , rubber, 1"5 i/d. ... ..	5	Silastic	C	S.13
1440	E.A3.75.147	<b>CONNECTION</b> , rubber, 2"5 i/d. ... ..	5	Silastic	C	S.13
	or					
33006	DAS.582/40/24	<b>CONNECTOR</b> , tubing ... ..	QR	—	C	
6977	E.B7.75.126	<b>CONNECTOR</b> , flanged, for main pipe at frame 4, R.H.	1	Glass Cloth	C	S.13
6976	E.B7.75.125	<b>CONNECTOR</b> , flanged, for main pipe at frame 3, L.H.	1	Glass Cloth	C	S.13
6978	E.B7.75.127	<b>CONNECTOR</b> , flanged, for main pipe at frame 5 ...	1	Glass Cloth	C	S.14
6504	E.B6.75.379	<b>COUPLING</b> , water extractor, drain pipe outlet aft of frame 10	1	DTD.423	C	S.15

**SERVICES**  
**CABIN PRESSURE SYSTEM IN FRONT FUSELAGE**

Ref. No.	Part No.	Description	No. Off	Matl Spec.	Cl. of Equip.	Plate No.
					M.R. L.M.	
		1 2 3 4 5 6				
	E.A3.76.221	<b>DEMISTER, INNER CANOPY, ASSEMBLY</b> ... ..	—	—	—	
		Spares for:—				
5183	EEAS.143/25	<b>CLIP</b> , pipe, 3/8" o/d. ... ..	1	L.72	C	S.14
4612	E.A3.76.241	<b>FLANGE</b> , assembly ... ..	1	—	C	S.14
18716	E.B6.76.3	<b>PIPE</b> , de-misting ... ..	1	L.54	C	S.14
4614	E.A3.76.223	<b>VALVE</b> , butterfly type ... ..	1	—	B	S.14
	E.B7.75.53	<b>DIFFUSER, NAVIGATOR'S, ASSEMBLY</b> ... ..	—	—	—	S.13
		Spares for:—				
16607	E.B7.75.51	<b>BRACKET</b> , diffuser mounting ... ..	1	L.72	C	S.14
1349	E.A3.75.89	<b>CLIP</b> , diffuser retaining ... ..	2	L.72	C	S.14
6980	E.B7.75.23	<b>DIFFUSER</b> ... ..	1	—	C	S.14
	E.B7.75.63	<b>DIFFUSER, PILOT'S, ASSEMBLY</b> ... ..	—	—	—	
		Spares for:—				
	E.B7.75.29	<b>BRACKET</b> , diffuser, mounting ... ..	1	L.59	—	
	E.B7.75.31	<b>CLIP</b> , diffuser retaining ... ..	1	L.59	—	S.13
6980	E.B7.75.23	<b>DIFFUSER</b> ... ..	1	—	C	S.14
	SIR G. GODFREY & PARTNERS					
	27UA/555	22697/B				
		<b>EXTRACTOR</b> , water WE30, Mk. 2B ... ..	1	—	B	S.13
		Attachments for Part No. 22697/B:—				
	16568	E.B6.75.397	1	—	C	
	16569	E.B6.75.399	1	—	C	
30A/9437135	†	Wire locking, 22 SWG ... ..	QR	—	C	
	12027	E.B7.75.83	1	LFS.21	C	S.13
		<b>FAIRLEAD</b> , special, navigator's fishtail connecting pipe on channel member at frame 4				
34324	†	3/8" flexible, BAS.21/TH/1" bore (Mod. 3707) ...	QR	—	C	
16635	E.B7.75.415	<b>LAGGING</b> , special, for pipe joints ... ..	5	Glass Cloth	C	S.13
	E.B7.75.61	<b>LOUVRE, PILOT'S (PEDAL GUARD), ASSEMBLY</b> ... ..	—	—	—	S.13
		Spares for:—				
16606	E.B7.75.41	<b>BRACKET</b> , "punkah" louvre mounting ... ..	1	L.72	C	S.14
	THERMOTANKS					
	5042	DAR.2				
	E.B7.75.65	<b>LOUVRE</b> , "punkah" ... ..	1	—	B	S.14
		<b>LOUVRE, PILOT'S (STARBOARD SIDE), ASSEMBLY</b> ... ..	—	—	—	S.13
		Spares for:—				
12028	E.B7.75.33	<b>BOX</b> , louvre, assembly ... ..	1	—	C	S.14
16604	E.B7.75.35	<b>BRACKET</b> , "punkah", louvre mounting ... ..	1	L.72	C	S.14
16605	E.B7.75.37	<b>BRACKET</b> , "punkah", louvre mounting ... ..	1	L.72	C	S.14
16608	E.B7.75.523	<b>BRACKET</b> , demand, oxygen hose clip attachment	1	L.72	C	S.14
20635	E.B7.75.55	<b>LOUVRE</b> , "punkah", type DAR.2 (May be made from Ref. 5042)	1	—	B	S.14
	E.B7.75.67	<b>LOUVRE, NAVIGATOR'S, ASSEMBLY</b> ... ..	—	—	—	
		Spares for:—				
18658	E.B7.75.47	<b>BOX</b> , "punkah", louvre mounting ... ..	1	—	C	S.13
20635	E.B7.75.55	<b>LOUVRE</b> , "punkah", type DAR.2 (May be made from Ref. 5042)	1	—	B	S.14
	E.B7.75.43	<b>NAVIGATOR'S FISHTAIL, ASSEMBLY</b> ... ..	—	—	—	
		Spares for:—				
5721	E.B7.75.49	<b>FISHTAIL</b> , navigator's diffuser ... ..	1	—	C	S.13
1730	E.A3.75.167	<b>NOZZLE</b> , hot air, bomb aimer's window ... ..	1	—	C	S.13

**SERVICES**  
**CABIN PRESSURE SYSTEM IN FRONT FUSELAGE**

Ref. No.	Part No.	Description	No. off	Matl. Spec.	Cl. of Equip.		Plate No.
					M.R.	L.M.	
	E.B7.75.59	<b>PILOT'S FISH TAIL, ASSEMBLY</b> ... ..	—	—	—	—	S.13
		Spares for:—					
5722	E.B7.75.21	<b>FISH TAIL</b> , pilot's diffuser ... ..	1	—	C	—	S.2
5723	E.B7.75.69	<b>PIPE</b> , branch assembly, for pilot's louvre (pedal guard), navigator's diffuser and canopy de-misting	1	L.54	C	—	S.13
		Attachments for Pipe E.B7.75.69:—					
28E/9129562	AGS.605/3	Clip ... ..	6	—	C	—	
18665	E.B7.75.209A	Lagging ... ..	1	—	C	—	
18666	E.B7.75.211A	Lagging ... ..	1	—	C	—	
18667	E.B7.75.213A	Lagging ... ..	1	—	C	—	
18668	E.B7.75.215A	Lagging ... ..	1	—	C	—	
18687	E.B7.75.597A	Lagging ... ..	2	—	C	—	
5724	E.B7.75.71	<b>PIPE</b> , branch, for pilot's louvre (pedal guard) ...	1	L.54	C	—	S.13
5725	E.B7.75.73	<b>PIPE</b> , branch, for navigator's fish tail ... ..	1	L.54	C	—	S.13
5726	E.B7.75.75	<b>PIPE</b> , branch, for pilot's diffuser, connection in cockpit	1	L.54	C	—	S.13
5727	E.B7.75.77	<b>PIPE</b> , connecting, navigator's fish tail ... ..	1	L.54	C	—	S.13
5728	E.B7.75.79	<b>PIPE</b> , flanged canopy, de-misting at frame 2 ...	1	L.54	C	—	S.13
		Attachments for pipe E.B7.75.79:—					
28E/9129092	AGS.605/2	Clip ... ..	3	—	C	—	
18670	E.B7.75.219A	Lagging ... ..	1	—	C	—	
37441	E.B7.75.805A	Lagging ... ..	1	—	C	—	
12248	E.B7.75.791	<b>PIPE</b> , branch, pilot's fishtail (Mod. 1484) ... ..	1	Glass Cloth	C	—	S.13
		Attachments for pipe E.B7.75.791:—					
32B/1234	†	Lagging, fibre glass blanket ... ..	QR	—	LM	—	
5730	E.B7.75.89	<b>PIPE</b> , branch, main for diffusers and canopy de-misting	1	L.54	C	—	S.13
		Attachments for pipe E.B7.75.89:—					
23E/9129562	AGS.605/3	Clip ... ..	2	—	C	—	
28E/9130219	AGS.605/4	Clip ... ..	3	—	C	—	
16616	E.B7.75.205A	Lagging ... ..	2	—	C	—	
16638	E.B7.75.511A	Lagging ... ..	1	—	C	—	
18684	E.B7.75.513A	Lagging ... ..	1	—	C	—	
12245	E.B7.75.793	<b>PIPE</b> , main continuation, between frames 4 and 5 (Mod. 1484)	1	Glass Cloth	C	—	S.13
		Attachments for pipe E.B7.75.793:—					
28D/1212965	A61/2B	Bolt, 4 BA: ... ..	2	—	C	—	
18683	E.B7.75.505	Clip ... ..	2	—	C	—	
16614	E.B7.75.201A	Lagging ... ..	2	—	C	—	
23M/10280	AGS.2001/B/3	Nut, 4 BA: ... ..	2	—	C	—	
28W/9419474	SP.15/B	Washer ... ..	4	—	C	—	
12249	E.B7.75.781	<b>PIPE</b> , continuation, between frames 5 and 6 (Mod. 1484)	1	Glass Cloth	C	—	S.13
		Attachments for pipe E.B7.75.781:—					
28E/9130219	AGS.605/4	Clip ... ..	3	—	C	—	
16611	E.B7.75.195A	Lagging ... ..	1	—	C	—	
16612	E.B7.75.197A	Lagging ... ..	1	—	C	—	
16613	E.B7.75.199A	Lagging ... ..	2	—	C	—	

**SERVICES**  
**CABIN PRESSURE SYSTEM IN FRONT FUSELAGE**

Ref. No.	Part No.	Description	No. off	Mati. Spec.	Cl. of Equip.	Plate No.
					M.R. L.M.	
		1 2 3 4 5 6				
12247	E.B7.75.783	PIPE, flanged, main forward face, pressure bulkhead (Mod. 1484)	1	Glass Cloth	C	S.13
		Attachments for E.B7.75.783:—				
28E/9130219	AGS.605/4	Clip	2	—	C	
28E/8188	AGS.605/6	Clip	1	—	C	
16609	E.B7.75.155A	Lagging	1	—	C	
18664	E.B7.75.157A	Lagging	1	—	C	
16610	E.B7.75.159A	Lagging	1	—	C	
18686	E.B7.75.525A	Lagging	1	—	C	
19915	E.B7.75.509A	Lagging	1	—	C	
16642	E.B7.75.697A	Lagging	1	—	C	
12243	E.B6.75.695	PIPE, main, continuation between frames 3 and 4 (Mod. 1484)	1	Glass Cloth	C	S.13
		Attachments for pipe E.B6.75.695:—				
28D/1212965	A61/2B	Bolt, 4 BA	2	—	C	
18683	E.B7.75.505	Clip	2	—	C	
16615	E.B7.75.203A	Lagging	2	—	C	
28M/10280	AGS.2001/B/3	Nut, 4 BA	2	—	C	
28W/9419474	SP.15/B	Washer	4	—	C	
5737	E.B7.75.223	PIPE, flexible, for pilot's fishtail (Pre-Mod. 3707)	1	Bells Asbestos	C	S.13
	E.B7.75.5269	PIPE, flexible, for pilot's fishtail (Mod. 3707)	1	Bas. 21/TH	—	
5738	E.B7.75.225	PIPE, flexible, from main branch pipe at frame 2 (Pre-Mod. 3707)	1	Bells Asbestos	C	S.13
	E.B7.75.5271	PIPE, flexible, from main branch pipe at frame 2 (Mod. 3707)	1	BAS 21/TH	—	
5739	E.B7.75.227	PIPE, flexible, between diffuser branch pipe at frame 4 (Pre-Mod. 3707)	1	Bells Asbestos	C	S.13
34693	E.B7.75.5273	PIPE, flexible, between diffuser, branch pipe at frame 4 (Mod. 3707)	1	BAS 21/TH	C	
5740	E.B7.75.229	PIPE, flexible, from branch pipe at pilot's diffuser (Pre-Mod. 3707)	1	Bells Asbestos	C	S.13
	E.B7.75.5275	PIPE, flexible, from branch pipe at pilot's diffuser (Mod. 3707)	1	BAS 21/TH	—	
5741	E.B7.75.231	PIPE, flexible, from main branch pipe to navigator's louvre (Pre-Mod. 3707)	1	Bells Asbestos	C	S.13
	E.B7.75.5277	PIPE, flexible, from main branch pipe to navigator's louvre (Mod. 3707)	1	BAS 21/TH	—	
5742	E.B7.75.233	PIPE, flexible, from branch pipe to pilot's louvre (Pre-Mod. 3707)	1	Bells Asbestos	C	S.13
	E.B7.75.5279	PIPE, flexible, from branch pipe to pilot's louvre (Mod. 3707)	1	BAS 21/TH	—	
5743	E.B7.75.237	PIPE, flexible, between pilot's louvre branch pipes (Pre-Mod. 3707)	1	Bells Asbestos	C	S.13
	E.B7.75.5281	PIPE, flexible, between pilot's louvre branch pipes (Mod. 3707)	1	BAS 21/TH	—	
5744	E.B7.75.239	PIPE, flexible, from branch pipe to navigator's diffuser (Pre-Mod. 3707)	1	Bells Asbestos	C	S.13
	E.B7.75.5283	PIPE, flexible, from branch pipe to navigator's diffuser (Mod. 3707)	1	BAS 21/TH	—	
1738	E.A3.75.279	PIPE, bend at nose, frames A and B	1	L.54	C	S.13

**SERVICES**  
**CABIN PRESSURE SYSTEM IN FRONT FUSELAGE**

Ref. No.	Part No.	Description	No. off	Matl. Spec.	Cl. of Equip.	Plate No.
					M.R. L.M.	
1739	E.A3.75.281	PIPE, bend at nose, frame B ... ..	1	L.54	C	S.13
20866	E.B6.75.687	PIPE, bend, between Normalair non-return valve and hose coupling at frame 9 (Mod. 14171)	1	Glass Cloth	C	S.13
		Attachments for pipe E.B6.75.687:—				
23E/9130219	AGS.605/4	Clip ... ..	2	—	C	
28E/9129563	AGS.605/5	Clip ... ..	1	—	C	
16564	E.B6.75.385	Lagging ... ..	1	—	C	
16565	E.B6.75.387	Lagging ... ..	1	—	C	
20867	E.B6.75.689	PIPE, bend, from water extractor forward coupling to hose coupling aft of frame 9 (Mod. 1471)	1	Glass Cloth	C	S.13
		Attachments for pipe E.B6.75.689:—				
28E/9129563	AGS.605/5	Clip ... ..	2	—	C	
16566	E.B6.75.389	Lagging ... ..	1	—	C	
16567	E.B6.75.391	Lagging ... ..	1	—	C	
20868	E.B6.75.691	PIPE, bend, from coupling between frames 11 and 12A to hose, coupling aft of frame 12A (Mod. 14171)	1	Glass Cloth	C	S.13
		Attachments for pipe E.B6.75.691:—				
32B/1234	†	Lagging, fibre glass blanket ... ..	QR	—	LM	
5900	E.B6.75.357	PIPE, assembly, water extractor drain ... ..	1	L.56	C	S.14
1336	E.A3.75.287	PIPE, assembly, from pressure control valve connection to master unit discharge valve connection	1	L.56	C	S.13
20869	E.B6.75.693	PIPE, from water extractor aft coupling to pipe joint between frames 11A and 12A (Mod. 1471)	1	Glass Cloth	C	S.13
		Attachments for pipe E.B6.75.693:—				
28E/9130219	AGS.605/4	Clip ... ..	2	—	C	
12058	E.B6.75.393	Lagging ... ..	1	—	C	
12059	E.B6.75.395	Lagging ... ..	1	—	C	
18659	E.B7.75.129	RING, half bolt, for flanged connector at frames 3 and 4	4	L.59	C	S.13
18650	E.B7.75.131	RING, half bolt, for flanged connector at frame 5	2	L.59	C	S.14
18661	E.B7.75.133	RING, half bolt, for flanged connector at non-return valve	2	L.59	C	S.13
16563	E.B6.75.381	ROD, tension for water extractor ... ..	2	S.92	C	S.14
5901	E.B7.75.613	SEAL, canopy, de-mister pipe, flanged at frame 2	2	Asbestos	C	S.2
16562	E.B6.75.377	STRAP, water extractor, mounting ... ..	2	L.72	C/MR	S.14
21927	E.A3.75.573	STUD, screwed, 1/4" BSF pressure control valve, mounting	1	S.92	C	S.13
6617	E.B6.75.383	TRUNNION, for water extractor, mounting, strap tension rod	2	S.92	C	S.14
27KD/3	NORMALAIR 500326	UNIT, master ... ..	1	—	A	S.13

**SERVICES  
CABIN PRESSURE SYSTEM IN FRONT FUSELAGE**

Ref. No.	Part No.	Description	No. off	Matl. Spec.	Cl. of Equip.		Plate No.
					M.R.	L.M.	
		1 2 3 4 5 6					
27KD/7	NORMALAIR						
1345	500457	VALVE, non-return	1	—	A		S.14
1346	E.A3.75.95	WASHER, special, between non-return valve and mounting adaptor at pressure bulkhead	2	Langite	C		S.14
1347	E.A1.75.131	WASHER, special jointing, non-return valve, mounting	2	Langite	C		S.14
1347	E.A3.75.139	WASHER, special retaining, forward of pressure bulkhead for adaptor non-return valve mounting	1	L.72	C		S.14

**Pages 913 to 922 not issued**

AL 18 911

AL 24. 913.

**SERVICES**  
**CABIN PRESSURE SYSTEM IN FRONT FUSELAGE**

Ref. No.	Part No.	Description	No. off	Mati. Spec.	Cl. of Equip.	Plate No.
					M.R. L.M.	
		1 2 3 4 5 6				
<b>SUMMARY OF STOCK ITEMS USED ON CABIN PRESSURE SYSTEM IN FRONT FUSELAGE, ASSEMBLY</b>						
28F/1014970	AGS.1104/A	Adaptor	...	...		
28D/1010658	A25/1B	Bolt, 4 BA	...	...		C
28D/1008149	A25/2B	Bolt, 4 BA	...	...		C
28D/9436920	A25/1C	Bolt, 2 BA	...	...		C
28D/9133011	A25/2C	Bolt, 2 BA	...	...		C
28D/9133012	A25/3C	Bolt, 2 BA	...	...		C
28D/9133013	A25/5C	Bolt, 2 BA	...	...		C
28D/9140645	A25/10C	Bolt, 2 BA	...	...		C
28D/9435710	A25/11C	Bolt, 2 BA	...	...		C
28D/1011030	A25/2E	Bolt, 1" BSF	...	...		C
28D/1011238	A25/3E	Bolt, 1" BSF	...	...		C
28D/1007979	AS.1246/1B	Bolt, 4 BA	...	...		C
28D/9140202	AS.1246/1C	Bolt, 2 BA	...	...		C
28D/1213214	AS.2922/3B	Bolt, 4 BA	...	...		C
28D/1213215	AS.2922/4B	Bolt, 4 BA	...	...		C
28F/8011885	AGS.1142/B	Nipple, adaptor	...	...		C
28M/1007403	A27/ET	Nut, 1" BSF	...	...		C
28M/10287	AGS.2001/B/1	Nut, stiff, 4 BA	...	...		C
28M/10280	AGS.2001/B/3	Nut, stiff, 4 BA	...	...		C
28M/10288	AGS.2001/C/1	Nut, stiff, 2 BA	...	...		C
28M/10290	AGS.2001/E/1	Nut, stiff, 1" BSF	...	...		C
28M/9434253	AGS.2007/B/1	Nut, stiff, 4 BA	...	...		C
28P/1202460	SP.9/C4	Pin, split, 1/8" x 1/2" long	...	...		C
28P/9429619	SP.9/C5	Pin, split, 1/8" x 3/8" long	...	...		C
28F/9128936	AGS.904/A	Sleeve	...	...		C
28W/9419465	SP.13/B	Washer	...	...		C
28W/9419402	SP.13/C	Washer	...	...		C
28W/9143227	SP.14/B	Washer	...	...		C
28W/9419474	SP.15/B	Washer	...	...		C
28W/9419475	SP.15/C	Washer	...	...		C
28W/9419405	SP.15/E	Washer	...	...		C
28W/9416643	SP.47/C	Washer	...	...		C
28W/9416644	SP.47/E	Washer	...	...		C
28W/9147639	AGS.567/A	Washer	...	...		C

Ref. No.	Part No.	Description						No. off	Matl. Spec.	Cl. of Equip.	Plate No.
		1	2	3	4	5	6			M.R. L.M.	

**SERVICES**  
**CABIN PRESSURE AND COLD AIR SYSTEM IN PORT WING**

Ref. No.	Part No.	Description	No. Off	Matl Spec.	Cl. of Equip.	Place No.
					M.R. L.M.	
		1 2 3 4 5 6				
	E.B6.75.359	<b>CABIN PRESSURE AND COLD AIR SYSTEM, IN PORT WING, ASSEMBLY (PRE-MOD. 2393-2155-2197)</b>	—	—	—	
		Spares for:—				
6618	E.B6.75.501	<b>ADAPTOR</b> , oil vapour breather pipe ... ..	1	DTD.423	C	S.16
16573	E.B6.75.487	<b>BRACKET</b> , pipe support at rib 2 ... ..	1	—	C	
27UA/518	GODFREY 50270	<b>CLAMP</b> , half, pipe jointing (segmented) at Marston cooler	4	—	C	S.3
27UA/517	GODFREY 50002	<b>CLAMP</b> , half ... ..	14	—	C	S.16
17744	EEAS.143/17	<b>CLIP</b> , pipe, single, 1/2" o/d. ... ..	1	L.72	C	S.16
37419	E.B6.75.833	<b>COLLECTOR, WASTE OIL, ASSEMBLY (MOD. 2316)</b>	1	—	B	S.16
		Spares for:—				
32552	E.B6.75.849	<b>BRACKET</b> , mounting ... ..	1	—	C	S.16
32549	E.B6.75.843	<b>COLLECTOR</b> , top. assembly ... ..	1	—	C	S.16
32551	E.B6.75.847	<b>CONTAINER</b> , waste oil ... ..	1	DTD.339	C	S.16
32550	E.B6.75.845	<b>WIRE</b> , retaining, assembly ... ..	1	—	C	S.16
<del>1703</del> 1708	E.A3.75.145	<b>CONNECTION</b> , rubber, 1"5 1/d. x 1/16" x 2"5 silastic 150	2	Glass Fabric	—	S.16
1440	E.A3.75.147	<b>CONNECTION</b> , rubber, 2"5 1/d. x 3/8" x 3" long, silastic 150	1	Glass Fabric	C	
	or					
	DUNLOP					
33006	DAS.582/40/24	<b>CONNECTOR</b> , tubing ... ..	QR	—	C	
6619	E.B6.75.461	<b>CONNECTION</b> , duct, tapered from cold air unit junction pipe	1	L.59	C	S.16
	E.B6.75.315	<b>DUCTS AND AIR COOLER, ASSEMBLY</b> ... ..	—	—	—	
		Spares for:—				
6620	E.B6.75.323	<b>DUCT</b> , air inlet at rib 1 (Pre-Mod. 4793) ... ..	1	—	C	S.16
	E.B6.75.1553	<b>DUCT</b> , air inlet at rib 1 (Mod. 4793) ... ..	1	—	—	
26338	E.B6.75.341	<b>FAIRING</b> , outlet ... ..	1	L.72	C	
	E.B6.75.317	<b>INSTALLATION OF MARSTON COOLER (SECONDARY)</b>	—	—	—	
		Spares for:—				
12390	E.B6.75.343	<b>BRACKET</b> , bottom, support ... ..	2	—	C	S.16
12391	E.B6.75.345	<b>BRACKET</b> , top, attachment ... ..	1	—	C	
	MARSTON					
27UA/491	D.106/6A	<b>COOLER</b> , air (E.B6.75.321) ... ..	1	—	A	S.16
6622	E.B6.75.351	<b>WASHER</b> , felt ... ..	2	DTD.590	C	S.16
12896	E.B6.75.735	<b>OUTLET</b> , duct, assembly (Mod. 1175) ... ..	1	—	B	S.16
1025	EEAS.1/1C	<b>SCREW</b> , 2 BA. for air duct, attachment ... ..	19	H.T.S.	C	S.16
	E.B6.75.335	<b>STRAP, JOINT INLET, AIR DUCT, TO MARSTON COOLER, ASSEMBLY</b>	1	—	—	
		Consisting of:—				
28D/1011019	A25/8C	<b>BOLT</b> , 2 BA ... ..	2	—	C	
28M/1278190	AGS.2001/C/1	<b>NUT</b> , 2 BA ... ..	2	—	C	
12392	E.B6.75.337	<b>STRAP</b> , joint ... ..	1	—	C/MR	S.16
12393	E.B6.75.339	<b>STRAP</b> , clamping ... ..	1	—	C/MR	S.16

**SERVICES**  
**CABIN PRESSURE AND COLD AIR SYSTEM IN PORT WING**

Ref. No.	Part No.	Description	No. Off	Matl Spec.	Cl. of Equip.	Plate No.
					M.R. L.M.	
	E.B6.75.187	<b>INSTALLATION OF COLD AIR UNIT</b> ... ..	—	—	—	
		Spares for:—				
	E.B6.75.199	<b>UNIT, COLD AIR, ASSEMBLY</b> ... ..	1	—	—	
		Consisting of:—				
27UA/976	GODFREY 23421/HX	<b>DIPSTICK</b> , and filter, oil level (Mod. 2501) ...	1	—	B	S.16
27UA/382	↑	<b>UNIT</b> , cold air, A.C.R.E. 9, Mk. 10E ... ..	1	—	A	S.16
	E.B6.75.229	<b>INSTALLATION OF VALVE AND PIPING</b> ... ..	—	—	—	
		Spares for:—				
27UA/517	GODFREY 50002	<b>CLAMP</b> , half ... ..	16	—	C	S.16
27UA/518	GODFREY 50270	<b>CLAMP</b> , half, pipe jointing (segmented) ...	3	—	C	
6990	E.B6.75.261	<b>CONNECTOR</b> , flanged, non-return valve and fitting	1	DTD.683	C	S.3
25922	E.B6.75.255	<b>ELBOW</b> , from engine connection to non-return valve	1	—	C	
16448	E.B7.50.25	<b>FITTING</b> , end, for pipe connection to hot air valve	1	DTD.683	C	
12078	E.B6.75.669	<b>GASKET</b> , non-return valve, joint ... ..	2	Aero Permanite	C	S.3
12079	E.B6.75.675	<b>GASKET</b> , hot air valve, joint ... ..	3	Aero Permanite	C	S.3
	E.B6.75.299	<b>LAGGING, ASSEMBLY</b> ... ..	1	—	—	
		Spares for:—				
26636	E.B6.75.299A	<b>COVER</b> , outer, for 2-way mixing valve ...	1	Glass Cloth	C	S.16
13025	E.B6.75.231	<b>PIPE</b> , assembly, from non-return valve on inboard engine rib to tee piece at rib 3	1	T.26	C/MR	S.16
16556	E.B6.75.233	<b>PIPE</b> , assembly, from mixing valve to constant flow valve	1	T.26	C/MR	S.16
13026	E.B6.75.235	<b>PIPE</b> , assembly, from mixing valve to cold air unit pipe connection	1	T.26	C/MR	
16557	E.B6.75.237	<b>PIPE</b> , assembly, connection, from mixing valve to tee piece at rib 3	1	T.26	C/MR	S.16
16558	E.B6.75.239	<b>PIPE</b> , assembly, from mixing valve to wheel well bay connection	1	T.26	C/MR	
	BELLS ASBESTOS					
28F/17675	AS.5402	<b>RING</b> , sealing, type "A", between pipe flanges	8	—	C	S.3
16560	E.B6.75.259	<b>TEE</b> , piece, mixing valve and hot air valve at rib 3	1	—	C/MR	S.16
	E.B7.50.31	<b>VALVE, HOT AIR, ASSEMBLY</b> ... ..	1	—	—	S.16
		Consisting of:—				
	E.E. CO. LTD. BRADFORD					
5W/400	Type 234	<b>ACTUATOR</b> ... ..	1	—	A	S.16
27VA/4282	FKH/A/16	<b>VALVE</b> ... ..	1	—	A	S.16

**SERVICES  
CABIN PRESSURE AND COLD AIR SYSTEM IN PORT WING**

Ref. No.	Part No.	Description						No. off	Matl. Spec.	Cl. of Equip. M.R. L.M.	Plate No.
		1	2	3	4	5	6				
	E.B6.75.243							1	—	—	
16602	E.B6.75.649							1	—	B/MR	S.16
28N/1045680	AGS.899/2							2	—	C	S.16
	E.B6.75.653							1	—	—	S.16
	E.B6.75.655							1	—	—	S.16
28M/1006473	A27/CT							1	—	C	S.16
28M/13253	A27/CTL							1	—	C	S.16
28P/830	SP.4Y/B4							2	—	C	S.16
28P/9527619	SP.90/C7							2	—	C	S.16
	E.B6.75.651							1	—	—	S.16
1025	EEAS.1/1C							2	H.T.S.	C	
	E.B7.75.103							1	—	—	
	E.E. CO. LTD. BRADFORD										
5W/409	Type 233 TEDDINGTON							1	—	A	S.16
27V/4281	FKH/A/15 NORMALAIR							1	—	A	S.16
27KD/6	501670							1	—	A	S.16
	E.B6.75.479							—	—	—	
	E.B6.76.481							1	—	—	
6751	E.B6.75.579							1	DTD.683	C	S.16
28D/9133011	A25/2C							12	—	C	
33C/1093	†							QR	Hermatite	C	
6752	E.B6.75.491							1	L.54	C	S.16
	NORMALAIR										
27KD/5	502090							1	—	A	S.16
28W/9419402	SP.13/C							12	—	C	
	NORMALAIR										
27KD/8	497776							1	—	C	S.16
30A/9140209	†							QR	Soft Iron	C	
	E.B6.75.727							—	—	—	
25568	E.B6.75.733							1	—	C	S.16
	GODFREY										
27UA/517	50002							6	—	C	S.16
12898	E.B6.75.731							1	—	C	S.16
12899	E.B6.75.737							1	L.59	C	S.16
12900	E.B6.75.739							1	L.54	C	S.16

SERVICES

~~CABIN PRESSURE AND COLD AIR SYSTEM IN PORT WING~~

Ref. No.	Part No.	Description	No. off	Mtrl. Spec.	Cl. of Equip.	Plate No.
					M.R. L.M.	
		1 2 3 4 5 6				
12901	E.B6.75.741	PIPE, assembly, inlet tee piece, from pipe joint at rib 1, to Marston cooler	1	L.54	C	S.16
28F/17675	BELLS ASBESTOS AS.5402	RING, sealing, between pipe flanges ... ..	3	—	C	
12902	E.B6.75.729	VALVE, RELIEF, ASSEMBLY ... .. Spares for:—	1	—	B	S.16
22007	E.B6.75.747	PISTON, valve ... ..	1	—	C	
22006	E.B6.75.745	SEAT, valve ... ..	1	—	C	
	E.B6.75.19	PIPE, RUN IN WHEEL BAY, ASSEMBLY ... .. Spares for:—	—	—	—	
6753	E.B6.75.207	ADAPTOR, bulkhead, mixing valve pipe connection	1	DTD.683	C	S.16
6754	E.B6.75.201	PIPE, assembly, from fuselage bulkhead adaptor to pipe joint in wheel well	1	L.56	C	S.16
6755	E.B6.75.203	PIPE, assembly, in wheel well between ribs A and E	1	L.59	C	S.56
6756	E.B6.75.205	PIPE, assembly, from mixing valve connection to pipe joint on rib E	1	L.56	C	S.16
980	EEAS.20/1DR	TAB, locking, for adaptor fixing bolts ... ..	2	L.65	C	
6757	E.B6.75.455	PIPE, assembly, continuation, for non-return valve and mixing valve tee piece pipe connection	1	L.56 or L.54	C	S.4
6758	E.B6.75.457	PIPE, assembly, continuation, for non-return valve and mixing valve tee piece	1	L.56	C	S.16
6759	E.B6.75.459	PIPE, assembly, junction from cold air unit ... ..	1	L.54	C	S.16
6760	E.B6.75.463	PIPE, assembly, breather, oil vapour outlet (Pre-Mod. 2316)	1	L.54	C	S.4
37477	E.B6.75.835	PIPE, assembly, from coupling to waste oil collector, adjacent to rib 1 (Mod. 2316)	1	L.56	C	S.16
37478	E.B6.75.837	PIPE, assembly, from cold air unit to coupling, adjacent to rib 1 (Mod. 2316)	1	L.56	C	S.16
6762	E.B6.75.467	PIPE, assembly, from cold air compressor connection to pipe joint at rib 1, 1½" o/d. x 20 SWG	1	L.54	C	S.16
6763	E.B6.75.469	PIPE, assembly, from connection at rib 1, to cold air unit turbine connection, 1½" o/d. x 20 SWG	1	L.54	C	S.16
6764	E.B6.75.471	PIPE, assembly, from Marston cooler to connection at rib 1	1	L.54	C	S.16
6765	E.B6.75.475	PIPE, assembly, continuation from non-return valve and mixing valve tee piece	1	L.56	C	S.16
12903	E.B6.75.775	PIPE, assembly, from cold air unit compressor connection to pipe joint at rib 2 (Mod. 1175)	1	L.54	C	
28F/17675	BELLS ASBESTOS AS.5402	RING, sealing, type "A" between pipe flanges ... ..	9	—	C	S.3
1593	EEAS.66/1	RING, clamping, 1½" i/d. ... ..	1	L.72	C	S.3

**SERVICES**  
**CABIN PRESSURE AND COLD AIR SYSTEM IN PORT WING**

Ref. No.	Part No.	Description	No. Off	Matl Spec.	Cl. of Equip.	Plate No.
					M.R. L.M.	
	E.B6.75.825	<b>CABIN PRESSURE AND COLD AIR SYSTEM, IN PORT WING, ASSEMBLY (MOD. 2393-2155-2197)</b>	—	—	—	
		Spares for:—				
6618	E.B6.75.501	<b>ADAPTOR</b> , oil vapour breather pipe ... ..	1	DTD.423	C	S.16
27UA/517	GODFREY 50002	<b>CLAMP</b> , half ... ..	16	—	C	S.16
		Attaching parts for 50002:—				
28D/1212313	A25/15E	Bolt, 1/2" BSF ... ..	2	—	C	
28M/10299	AGS.2001/E/2	Nut, 1/2" BSF ... ..	2	—	C	
28W/9418921	SP.13/E	Washer ... ..	2	—	C	
	GODFREY G45/B	<b>CLAMP</b> , pipe, jointing (segmental) at Marston cooler	4	—	C	S.16
17744	EEAS.143/17	<b>CLIP</b> , pipe, single, 1/2" o/d. ... ..	1	L.72	C	
37419	E.B6.75.833	<b>COLLECTOR, WASTE OIL, ASSEMBLY (MOD. 2316)</b>	1	—	B	S.16
		Consisting of:—				
32552	E.B6.75.849	<b>BRACKET</b> , mounting ... ..	1	—	C	S.16
		Attaching parts for E.B6.75.849:—				
28D/9133011	A25/1C	Bolt, 2 BA ... ..	2	—	C	
28M/9433473	AGS.2002/C/1	Nut, 2 BA ... ..	2	—	C	
28W/9419475	SP.15/C	Washer ... ..	2	—	C	
32549	E.B6.75.843	<b>COLLECTOR</b> , top, assembly ... ..	1	—	C	S.16
32551	E.B6.75.847	<b>CONTAINER</b> , waste oil ... ..	1	DTD.339	C	S.16
32550	E.B6.75.845	<b>WIRE</b> , retaining, assembly ... ..	1	—	C	S.16
		Attaching parts for E.B6.75.833:—				
28F/1010558	AGS.1148/B	Nut, 1/2" BSF ... ..	2	—	C	
28F/9130664	AGS.1149/2	Washer, plate ... ..	1	—	C	
28F/1013402	AGS.1111/B	<b>CONE</b> , union body, flanged bulkhead (Mod. 2316)	1	—	C	
6619	E.B6.75.461	<b>CONNECTION</b> , duct, tapered, from cold air unit junction pipe	1	L.59	C	S.16
		Attachments for connection E.B6.75.461:—				
16582	E.B6.75.532	Lagging ... ..	2	—	C	
1708	E.A3.75.145	<b>CONNECTION</b> , rubber ... ..	2	Glass Fabric	C	S.16
	E.B6.75.315	<b>DUCTS AND AIR COOLER, ASSEMBLY</b> ... ..	—	—	—	
		Spares for:—				
6620	E.B6.75.323	<b>DUCT</b> , air inlet, assembly (Pre-Mod. 4793) ... ..	1	—	C	S.16
	E.B6.75.1553	<b>DUCT</b> , air inlet at rib 1 (Mod. 4793) ... ..	1	—	—	
		Attaching parts for E.B6.75.323 or E.B6.75.1553:—				
1025	EEAS.1C	Screw, 2 BA ... ..	17	S.96	C	
12896	E.B6.75.735	<b>DUCT</b> , air outlet, assembly ... ..	1	—	B	S.16
		Attaching parts for E.B6.75.735:—				
1025	EEAS.1/1C	Screw, 2 BA ... ..	2	S.96	C	
26338	E.B6.75.341	<b>FAIRING</b> , outlet ... ..	1	L.72	C	

**SERVICES**  
**CABIN PRESSURE AND COLD AIR SYSTEM IN PORT WING**

Ref. No.	Part No.	Description	No. Off	Matl Spec.	Cl. of Equip.	Plate No.
					M.R. L.M.	
		1 2 3 4 5 6				
	E.B6.75.317	<b>INSTALLATION OF MARSTON COOLER (SECONDARY)</b>	—	—	—	
		Spares for:—				
12390	E.B6.75.343	<b>BRACKET</b> , bottom support, assembly ...	2	—	C	S.16
		Attaching parts for E.B6.75.343:—				
28D/1011021	A25/16C	Bolt, 2 BA ...	2	—	C	
28M/1278190	AGS.2001/C/1	Nut, 2 BA ...	2	—	C	
	AS.2809/4/139	Piece, distance ...	2	—	—	
28W/9419475	SP.15/C	Washer ...	2	—	C	
12391	E.B6.75.345	<b>BRACKET</b> , top, attachment, assembly ...	1	—	C	S.16
		Attaching parts for E.B6.75.345:—				
28D/1011021	A25/16C	Bolt, 2 BA ...	3	—	C	
28M/1278190	AGS.2001/C/1	Nut, 2 BA ...	3	—	C	
	AS.2809/4/139	Piece, distance ...	3	—	—	
28W/9419475	SP.15/C	Washer ...	2	—	C	
27UA/491	MARSTON D.106/6A	<b>COOLER</b> , air (E.B6.75.321) ...	1	—	A	S.16
		Attaching parts for D.106/6A:—				
28D/1011240	A25/5E	Bolt, 1/2" BSF ...	1	—	C	
28W/9419405	SP.15/E	Washer ...	1	—	C	
6622	E.B6.75.351	Washer, felt, on support brackets ...	2	DTD.590	C	
	E.B6.75.335	<b>STRAP, JOINT, FOR ATTACHMENT OF AIR DUCTS TO MARSTON COOLER, ASSEMBLY</b>	2	—	—	
		Consisting of:—				
12393	E.B6.75.339	<b>STRAP</b> , clamping ...	1	—	C/MR	S.16
12392	E.B6.75.337	<b>STRAP</b> , joint ...	1	—	C/MR	S.16
		Attaching parts for E.B6.75.339 and E.B6.75.337:—				
28D/1011019	A25/8C	Bolt, 2 BA ...	2	—	C	
28M/1278190	AGS.2001/C/1	Nut, 2 BA ...	2	—	C	
28F/8011885	AGS.1142/B	<b>NIPPLE</b> , adaptor ...	3	—	C	
28F/9517920	AGS.1142/K	<b>NIPPLE</b> , adaptor ...	2	—	C	
28F/4051694	AGS.1170/K	<b>NIPPLE</b> ...	3	—	C	
13208	E.A9.75.133	<b>PIPE</b> , assembly, breather, oil vapour, outlet (Pre-Mod. 2316)	1	L.56	C	
37477	E.B6.75.835	<b>PIPE</b> , assembly, from coupling to waste oil collector adjacent to rib 1 (Mod. 2316)	1	L.56	C	S.16
37478	E.B6.75.837	<b>PIPE</b> , assembly, from cold air unit to coupling, adjacent to rib 1 (Mod. 2316)	1	L.56	C	S.16
13209	E.A9.75.447	<b>PIPE</b> , assembly, continuation from non-return valve and mixing valve to tee piece, through rib 2	1	L.56	C	S.16

**SERVICES**  
**CABIN PRESSURE AND COLD AIR SYSTEM IN PORT WING**

Ref. No.	Part No.	Description	No. off	Matl. Spec.	Cl. of Equip.	Plate No.
					M.R. L.M.	
13210	E.A9.75.455	PIPE, assembly, intermediate, from cold air unit pipe to mixing valve pipe	1	T.26	C	S.16
28E/9129562	AGS.605/3	Attachments for Pipe E.A9.75.455:—	2	—	C	
27279	E.A9.75.457A	Clip	1	—	C	
27280	E.A9.75.459A	Lagging	1	—	C	
6758	E.B6.75.457	PIPE, assembly, continuation from non-return valve and mixing valve tee piece through rib 1	1	L.56	C	S.16
28E/9129562	AGS.605/3	Attachments for Pipe E.B6.75.457:—	4	—	C	
16583	E.B6.75.525	Clip	1	—	C	
16584	E.B6.75.527	Lagging	1	—	C	
27291	E.A9.75.705A	Lagging	1	—	C	
27292	E.A9.75.707A	Lagging	1	—	C	
6759	E.B6.75.459	PIPE, assembly, junction, from cold air unit	1	L.54	C	S.16
28E/9129562	AGS.605/3	Attachments for Pipe E. B6.75.459:—	2	—	C	
16580	E.B6.75.519	Clip	1	—	C	
16581	E.B6.75.521	Lagging	1	—	C	
6762	E.B6.75.467	PIPE, assembly, from cold air unit, compressor connection to rib 1	1	L.54	C	
6763	E.B6.75.469	PIPE, assembly, from cold air unit turbine connection to rib 1	1	L.54	C	S.16
6764	E.B6.75.471	PIPE, assembly, from marston cooler to connection at rib 1	1	L.54	C	S.16
6765	E.B6.75.475	PIPE, assembly, from non-return valve and mixing valve tee piece to connection between ribs 2 and 3	1	L.54	C	S.16
28E/9129562	AGS.605/3	Attachments for Pipe E.B6.75.475:—	2	—	C	
27277	E.A9.75.451A	Clip	1	—	C	
27278	E.A9.75.453A	Lagging	1	—	C	
12967	E.A9.75.783	PIPE, assembly, from cold air unit compression connection to pipe joint at rib 2	1	L.54	C	S.16
28E/9129562	AGS.605/3	Attachments for Pipe E.A9.75.783:—	2	—	C	
27285	E.A9.75.471A	Clip	1	—	C	
27286	E.A9.75.473A	Lagging	1	—	C	
	E.B6.75.19	PIPE, RUN IN PORT WHEEL WELL BAY, ASSEMBLY	—	—	—	
	6753	Spares for:— ADAPTOR, bulkhead, mixing valve pipe connection	1	DTD.683	C	S.16
28D/9133011	A25/2C	Attaching parts for E.B6.75.207:—	6	—	C	
28M/10283	AGS.2001/C/1	Bolt, 2 BA	6	—	C	
28F/14392	AGS.1115/13	Nut, 2 BA	6	—	C	
		Washer, plate	1	—	C	

**SERVICES**  
**CABIN PRESSURE AND COLD AIR SYSTEM IN PORT WING**

Ref. No.	Part No.	Description	No. off	Mati. Spec.	Cl. of Equip.	Plate No.
					M.R. L.M.	
		1 2 3 4 5 6				
28F/9513420	AGS.1142/J	NIPPLE, adaptor ... ..	2	—	C	
28F/19144	AGS.2120/J	NIPPLE ... ..	2	—	C	
6754	E.B6.75.201	PIPE, assembly, from fuselage bulkhead adaptor, to pipe joint in wheel well	1	L.56	C	S.16
6755	E.B6.75.203	PIPE, assembly, between ribs A and E ... ..	1	L.56	C	S.16
6756	E.B6.75.205	PIPE, assembly, from mixing valve bulkhead adaptor to pipe joint on rib E	1	L.56	C	S.16
980	EEAS.20/1DR	TAB, locking ... ..	2	L.72	C	
1593	EEAS.66/1	RING, clamping ... ..	1	L.72	C	
	BELLS					
	ASBESTOS					
28F/17675	AS.5402	RING, sealing, type A, between pipe flanges ...	10	—	C	
20453	EEAS.20/1CR	TAB, locking ... ..	1	—	C	
26DK/5039	EEAS.20/2CR	TAB, locking ... ..	2	—	C	
	E.B6.75.187	UNIT, COLD AIR, INSTALLATION ... ..	—	—	—	
	E.B6.75.199	Spares for:— UNIT, COLD AIR, ASSEMBLY ... ..	1	—	—	
	GODFREY	Consisting of:—				
27UA/976	23421/HX	DIPSTICK and filter, oil level ... ..	1	—	B	S.16
27UA/382	†	UNIT, cold air, A.C.R.E. 9MK10E ... ..	1	—	A	
		Attaching parts for E.B6.75.199:—				
28D/9436920	A25/1C	Bolt, 2 BA ... ..	16	—	C	
28W/9464922	AGS.586/C	Washer ... ..	32	—	C	
	E.A9.75.469	VALVE, CONSTANT FLOW, INSTALLATION ... ..	—	—	—	
		Spares for:—				
28F/9517920	AGS.1142/K	NIPPLE, adaptor ... ..	1	—	C	
	E.B6.75.481	VALVE, CONSTANT FLOW, ASSEMBLY ... ..	1	—	—	
6751	E.B6.75.579	Spares for:— ADAPTOR, special ... ..	1	DTD.683	C	S.16
		Attaching parts for E.B6.75.579:—				
28F/1200996	AGS.1138/H	Washer, jointing ... ..	1	—	C	
6752	E.B6.75.491	PIPE, assembly, flanged ... ..	1	—	C	S.16
		Attaching parts for E.B6.75.491:—				
28D/9133011	A25/2C	Bolt, 2 BA ... ..	12	—	C	
28W/9419402	SP.13/C	Washer ... ..	12	—	C	
	NORMALAIR					
27KD/8	497776	Washer, sealing ... ..	1	—	C	S.16
	NORMALAIR					
27KD/5	502090	VALVE, constant flow ... ..	1	—	A	S.16
		Attaching parts for E.B6.75.481:—				
28E/9129563	AGS.605/5	Clip ... ..	2	—	C	
28E/9129562	AGS.605/3	Clip ... ..	2	—	C	
16575	E.B6.75.509	Lagging ... ..	1	—	C	
16576	E.B6.75.511	Lagging ... ..	1	—	C	
16579	E.B6.75.517	Lagging ... ..	1	—	C	
16596	E.B6.75.629	Lagging ... ..	1	—	C	

**SERVICES**  
**CABIN PRESSURE AND COLD AIR SYSTEM IN PORT WING**

Ref. No.	Part No.	Description						No. off	Matl. Spec.	Cl. of Equip. M.R. L.M.	Plate No.
		1	2	3	4	5	6				
	E.B6.75.727	<b>VALVE, RELIEF AND PIPES, COLD AIR, UNIT IN PORT WING, INSTALLATION</b>						—	—	—	
25568	E.B6.75.733	<b>BRACKET</b> , assembly, pipe support on cooler ...						1	—	C	S.16
28D/7002428	A25/6C	Attaching parts for E.B6.75.733:—						4	—	C	
28D/1011029	A25/1E	Bolt, 1/2" BSF ...						2	—	C	
28M/1278190	AGS.2001/C/1	Nut, 2 BA ...						4	—	C	
28W/9418921	SP.13/E	Washer ...						2	—	C	
27UA/517	GODFREY 50002	<b>CLAMP</b> , half ...						6	—	C	S.16
28D/1212313	A25/15E	Attaching parts for 50002:—						2	—	C	
28M/1201610	AGS.2001/E/1	Bolt, 1/2" BSF ...						2	—	C	
28W/9418921	SP.13/E	Nut, 1/2" BSF ...						2	—	C	
12898	E.B6.75.731	<b>COVER</b> , valve, assembly ...						1	—	C	S.16
28D/1011029	A25/1E	Attaching parts for E.B6.75.731:—						2	—	C	
12899	E.B6.75.737	<b>PIPE</b> , assembly, bend, relief valve, pipe joint ...						1	L.59	C	S.16
12900	E.B6.75.739	<b>PIPE</b> , assembly, from relief valve pipe joint to inlet tee piece						1	L.54	C	S.16
12901	E.B6.75.741	<b>PIPE</b> , assembly, inlet tee piece from pipe joint at rib 1 to marston cooler						1	L.54	C	S.16
28F/17675	ASBESTOS AS.5402	<b>RING</b> , sealing, between pipe flanges ...						3	—	C	
12902	E.B6.75.729	<b>VALVE, RELIEF, ASSEMBLY</b> ...						1	—	B	S.16
22007	E.B6.75.747	Spares for:—						1	—	C	
22006	E.B6.75.745	<b>PISTON</b> , valve ...						1	—	C	
	E.B6.75.827	<b>SEAT</b> , valve ...						1	—	C	
	E.B6.75.257	<b>VALVE AND PIPING, INSTALLATION</b> ...						—	—	—	
27UA/517	GODFREY 50002	Spares for:—						1	—	—	S.16
28D/1212313	A25/15E	<b>BRACKET</b> , support for non-return valve ...						10	—	C	S.16
28M/1201610	AGS.2001/E/1	Attaching parts for 50002:—						2	—	C	
28W/9418921	SP.13/E	Bolt, 1/2" BSF ...						2	—	C	
	GODFREY G.45/B	Nut, 1/2" BSF ...						2	—	C	
27UA/518 6990	E.B6.75.261	Washer ...						2	—	C	
28D/9436920	A25/1C	<b>CLAMP</b> , segmental ...						3	—	C	S.16
28D/9133012	A25/3C	<b>CONNECTOR</b> , flanged, non-return valve end fitting						1	DTD.683	C	
28M/1278190	AGS.2001/C/1	Attaching parts for E.B6.75.261:—						3	—	C	
28W/9419402	SP.13/C	Bolt, 2 BA ...						3	—	C	
		Bolt, 2 BA ...						3	—	C	
		Nut, 2 BA ...						3	—	C	
		Washer ...						6	—	C	

**SERVICES**  
**CABIN PRESSURE AND COLD AIR SYSTEM IN PORT WING**

Ref. No.	Part No.	1	2	3	4	5	6	Description	No. off	Matl. Spec.	Cl. of Equip.		Plate No.
											M.R.	L.M.	
25922	E.B6.75.255							<b>ELBOW</b> , from engine connection to non-return valve	1	—		C	
								Attaching parts for E.B6.75.255:—					
28D/9436920	A25/1C							Bolt, 2 BA	3	—		C	
28D/9133011	A25/2C							Bolt, 2 BA	6	—		C	
28D/9133012	A25/3C							Bolt, 2 BA	3	—		C	
28M/1278190	AGS.2001/C/1							Nut, 2 BA	9	—		C	
28W/9419402	SP.13/C							Washer	12	—		C	
28W/9416643	SP.47/C							Washer	3	—		C	
16448	E.B7.50.25							<b>FITTING</b> , end for pipe connection to hot air valve	1	DTD.683		C	
12078	E.B6.75.669							<b>GASKET</b> , non-return, valve joint	2	Aero Permanite		C	
12079	E.B6.75.675							<b>GASKET</b> , hot air valve joint	3	Aero Permanite		C	
	E.B6.75.299							<b>LAGGING, ASSEMBLY</b>	1	—		—	
								Spares for:—					
26636	E.B6.75.299A							<b>COVER</b> , outer for 2-way mixing valve	1	Glass Cloth		C	S.16
13025	E.B6.75.231							<b>PIPE</b> , assembly, from non-return valve on inboard engine rib, to tee piece at rib 3	1	T.26		C/MR	S.16
16556	E.B6.75.233							<b>PIPE</b> , assembly, from mixing valve to constant flow valve	1	T.26		C/MR	S.16
16557	E.B6.75.237							<b>PIPE</b> , assembly, from mixing valve to tee piece at rib 3	1	T.26		C/MR	S.16
16558	E.B6.75.239							<b>PIPE</b> , assembly, from mixing valve to wheel well bay connection	1	T.26		C/MR	S.16
13207	E.A9.75.461							<b>PIPE</b> , assembly, from mixing valve to connection at rib 3	1	T.26		C/MR	S.16
	BELLS ASBESTOS												
28F/17675	AS.5402							<b>RING</b> , sealing, type A, between pipe flanges	8	—		C	
16560	E.B6.75.259							<b>TEE-PIECE</b> , mixing valve and hot air valve, at rib 3	1	—		C/MR	S.16
	E.B7.50.31							<b>VALVE, HOT AIR, ASSEMBLY</b>	1	—		—	
								Consisting of:—					
	E.E. CO. LTD. BRADFORD TYPE 234							<b>ACTUATOR</b>	1	—		A	
5W/400	TEDDINGTON												
27V/4282	FKH/A/16							<b>VALVE</b>	1	—		A	S.16
								Attaching parts for E.B7.50.31					
28M/1201610	AGS.2001/E/1							Nut, 1/2" BSF	8	—		C	
28W/9418921	SP.13/E							Washer	8	—		C	
	NORMALAIR												
27KD/6	501670							<b>VALVE</b> , non-return	1	—		A	S.16
	E.B6.75.243							<b>VALVE, 2-WAY, MIXING, INSTALLATION</b>	—	—		—	
								Spares for:—					
	E.B6.75.245							<b>BRACKET</b> , valve support, outboard	1	L.72		—	
	E.B6.75.246							<b>BRACKET</b> , valve support, inboard	1	L.72		—	
	E.B6.75.247							<b>BRACKET</b> , Desynn transmitter, mounting	1	L.72		—	

**SERVICES**  
**CABIN PRESSURE AND COLD AIR SYSTEM IN PORT WING**

Ref. No.	Part No.	Description	No. off	Matl. Spec.	Cl. of Equip.	Plate No.
					M.R. L.M.	
		1 2 3 4 5 6				
16602	E.B6.75.649	<b>ROD, ADJUSTING, MIXING VALVE AND DESYNN TRANSMITTER, ASSEMBLY</b> Consisting of:—	1	—	B/MR	S.16
23N/5549	AGS.999/2	<b>COLLAR</b> ... ..	2	—	C	S.16
	E.B6.75.653	<b>FORK, R.H.</b> ... ..	1	—	—	S.16
	E.B6.75.655	<b>FORK, L.H.</b> ... ..	1	—	—	S.16
28M/106473	A27/CT	<b>NUT, 2 BA</b> ... ..	1	—	C	S.16
28M/13253	A27/CTL	<b>NUT, 2 BA</b> ... ..	1	—	C	S.16
28P/820	SP.4Y/B4	<b>PIN, shackle</b> ... ..	2	—	C	S.16
28P/9527619	SP.90/C7	<b>PIN, splic</b> ... ..	2	—	C	S.16
	E.B6.75.651	<b>ROD, screwed, 2 BA</b> ... ..	1	—	—	S.16
6A/2133	†	<b>TRANSMITTER, Desynn</b> ... ..	1	—	A	
		Attaching parts for Ref. 6A/2133:—				
28D/9436920	A25/1C	<b>Bolt, 2 BA</b> ... ..	2	—	C	
28M/10258	AGS.2001/C/1	<b>Nut, 2 BA</b> ... ..	4	—	C	
1025	EEAS.1/1C	<b>Screw, 2 BA</b> ... ..	2	S.96	C	
	E.B7.75.103	<b>VALVE, DOUBLE, HOT AIR AND ACTUATOR, ASSEMBLY</b> Consisting of:—	1	—	—	
	E.E. CO. LTD. BRADFORD TYPE 233	<b>ACTUATOR</b> ... ..	1	—	A	S.16
5W/409	TEDDINGTON	<b>VALVE</b> ... ..	1	—	A	S.16
27V/4221	FKH/A/15	Attaching parts for E.B7.75.103:—				
28D/1200119	A25/4C	<b>Bolt, 2 BA</b> ... ..	6	—	C	
28M/10288	AGS.2001/C/1	<b>Nut, 2 BA</b> ... ..	6	—	C	
28W/9419475	SP.15/C	<b>Washer</b> ... ..	6	—	C	

Ref. No.	Part No.	1 2 3 4 5 6						No. off	Mati. Spec.	Cl. of Equip.	Plate No.
		Description								M.R. L.M.	

Pages 931 to 940 not issued

AL 18 935

AL 24. 934

**SERVICES**  
**CABIN PRESSURE AND COLD AIR SYSTEM IN STARBOARD WING**

Ref. No.	Part No.	Description	No. Off	Matl Spec.	Cl. of Equip.	Plate No.
					M.R. L.M.	
		1 2 3 4 5 6				
	E.B6.75.781	<b>CABIN PRESSURE AND COLD AIR SYSTEM IN STARBOARD WING, ASSEMBLY (MOD. 1500)</b> Spares for:—	—	—	—	
16559	E.B6.75.258 GODFREY	<b>BRACKET</b> , support, non-return valve ... ..	1	L.72	C	S.17
27UA/517	50002	<b>CLAMP</b> , half ... .. Attaching parts for 50002:—	2	—	C	S.17
28D/1212313	A25/15E	Bolt, 1/2" BSF ... ..	2	—	C	
28M/1201618	AGS.2001/E/1	Nut, 1/2" BSF ... ..	2	—	C	
28W/9418921	SP.13/E GODFREY	Washer ... ..	2	—	C	
27UA/518	G45/B	<b>CLAMP</b> , half, pipe mounting (segmental) at Marston cooler	2	—	C	S.17
1707	E.A2.75.37	<b>CLIP</b> , pipe, at rib 3 ... ..	1	L.72	C	S.17
	E.B6.75.791	<b>CLIP</b> , pipe, at rib 2 ... .. Attaching parts for E.A2.75.37 and E.B6.75.791:—	1	L.72	—	S.17
28D/9436920	A25/1C	Bolt, 2 BA ... ..	2	—	C	
28M/1278190	AGS.2001/C/1	Nut, 2 BA ... ..	2	—	C	
28W/9419402	SP.13/C	Washer ... ..	2	—	C	
6990	E.B6.75.261	<b>CONNECTOR</b> , flanged, non-return valve end fitting Attaching parts for E.B6.75.261:—	1	DTD.683	C	S.17
28D/9436920	A25/1C	Bolt, 2 BA ... ..	3	—	C	
28D/1200119	A25/4C	Bolt, 2 BA ... ..	3	—	C	
28M/1278190	AGS.2001/C/1	Nut, 2 BA ... ..	3	—	C	
28W/9419402	SP.13/C	Washer ... ..	3	—	C	
28W/9416643	SP.47/C	Washer ... ..	3	—	C	
	E.B6.75.316	<b>DUCTS AND AIR COOLER, ASSEMBLY</b> ... .. Spares for:—	—	—	—	
6767	E.B6.75.324	<b>DUCT</b> , air inlet, assembly (Pre-Mod. 4793) ...	1	—	C	S.17
	E.B6.75.1554	<b>DUCT</b> , air inlet, assembly (Mod. 4793) ...	1	—	—	
1025	EEAS.1/1C	Attaching parts for E.B6.75.324 or E.B6.75.1554:— Screw, 2 BA ... ..	17	S.96	C	S.17
6623	E.B6.75.329	<b>DUCT</b> , air outlet, assembly ... .. Attaching parts for E.B6.75.329:—	1	—	C	S.17
1025	EEAS.1/1C	Screw, 2 BA ... ..	2	S.96	C	S.17
26339	E.B6.75.342	<b>FAIRING</b> , outlet ... ..	1	L.72	C	
	E.B6.75.318	<b>INSTALLATION OF MARSTON COOLER (PRIMARY)</b> Spares for:—	—	—	—	
12395	E.B6.75.344	<b>BRACKET</b> , bottom, support, assembly ... ..	2	—	C	S.17
12396	E.B6.75.346	<b>BRACKET</b> , top, attachment, assembly ... .. Attaching parts for E.B6.75.344 and E.B6.75.346:—	1	—	C	S.17
28D/1011021	A25/16C	Bolt, 2 BA ... ..	2	—	C	
28M/1278190	AGS.2001/C/1	Nut, 2 BA ... ..	2	—	C	
28W/9419475	AS.2809/4/139 SP.15/C	Pieces, distance ... .. Washer ... ..	2	L.62	LM C	

**SERVICES**  
**CABIN PRESSURE AND COLD AIR SYSTEM IN STARBOARD WING**

Ref. No.	Part No.	1	2	3	4	5	6	Description	No. Off	Matl Spec.	Cl. of Equip.		Place No.
											M.R.	L.M.	
27UA/492	MARSTON D.106/6A							<b>COOLER</b> , air (E.B6.75.319) ... ..	1	—	A		
28D/1011240	A25/5E							Attaching parts for D.106/6A:—					
28W/9419405	SP.15/E							Bolt, 1/2" BSF ... ..	1	—	C		
6622	E.B6.75.351							Washer ... ..	1	—	C		
	E.B6.75.335							Washer, felt, on support bracket ... ..	2	DTD.590	C	S.17	
								<b>STRAP, JOINT FOR ATTACHMENT OF AIR DUCTS TO MARSTON COOLER, ASSEMBLY</b>	2	—	—		
								Consisting of:—					
12393	E.B6.75.339							<b>STRAP</b> , clamping ... ..	1	—	C/MR	S.17	
12392	E.B6.75.337							<b>STRAP</b> , joint ... ..	1	—	C/MR	S.17	
								Attaching parts for E.B6.75.339 and E.B6.75.337:—					
28D/1011019	A25/8C							Bolt, 2 BA ... ..	2	—	C		
28M/1278190	AGS.2001/C/1							Nut, 2 BA ... ..	2	—	C		
25922	E.B6.75.255							<b>ELBOW</b> , from engine connection to non-return valve	1	—	C	S.17	
								Attaching parts for E.B6.75.255:—					
28D/9436920	A25/1C							Bolt, 2 BA ... ..	2	—	C		
28D/9133011	A25/2C							Bolt, 2 BA ... ..	7	—	C		
28D/1200119	A25/4C							Bolt, 2 BA ... ..	3	—	C		
28E/9129562	AGS.605/3							Clip ... ..	2	—	C		
12714	E.B6.75.447A							Lagging ... ..	1	—	C		
12369	E.B6.75.449A							Lagging ... ..	1	—	C		
28M/1278190	AGS.2001/C/1							Nut, 2 BA ... ..	9	—	C		
28W/9419402	SP.13/C							Washer ... ..	12	—	C		
28W/9416643	SP.47/C							Washer ... ..	3	—	C		
	E.A2.75.345							<b>FAIRLEAD</b> , pipe, support, at rib 1 ... ..	2	LFS.21	—	S.17	
								Attaching parts for E.A2.75.345:—					
28D/9133012	A25/3C							Bolt, 2 BA ... ..	2	—	C		
28M/1278190	AGS.2001/C/1							Nut, 2 BA ... ..	2	—	C		
28W/9419402	SP.13/C							Washer ... ..	2	—	C		
16448	E.B7.50.25							<b>FITTING</b> , end, for pipe connection to hot air valve	1	DTD.683	C	S.17	
12078	E.B6.75.669							<b>GASKET</b> , non-return valve joint ... ..	2	Aero Permanite	—	S.17	
12079	E.B6.75.675							<b>GASKET</b> , hot air valve joint ... ..	3	Aero Permanite	C	S.17	
28F/9517920	AGS.1142/K							<b>NIPPLE</b> , adaptor ... ..	4	—	C		
6770	E.B6.75.403							<b>PIPE</b> , assembly, from Marston air cooler to engine and fuselage pipe tee piece	1	T.26	C	S.17	
								Attachments for Pipe, E.B6.75.403:—					
28E/9129562	AGS.605/3							Clip ... ..	2	—	C		
28E/9130219	AGS.605/4							Clip ... ..	1	—	C		
26340	E.B6.75.427A							Lagging ... ..	1	—	C		
26341	E.B6.75.429A							Lagging ... ..	1	—	C		

**SERVICES**  
**CABIN PRESSURE AND COLD AIR SYSTEM IN STARBOARD WING**

Ref. No.	Part No.	Description	No. off	Matl. Spec.	Cl. of Equip.	Plate No.
					M.R. L.M.	
		1 2 3 4 5 6				
25710	E.B6.75.785	PIPE, flexible, from connection between ribs 2 and 3, to pipe coupling between ribs 1 and 2	1	Metallic Hose	C	S.17
		Attachments for Pipe, E.B6.75.785:—				
28E/9129562	AGS.605/3	Clip: ... ..	3	—	C	
28E/9130219	AGS.605/4	Clip: ... ..	2	—	C	
25715	E.B6.75.803A	Lagging ... ..	1	—	C	
25713	E.B6.75.805A	Lagging ... ..	1	—	C	
25712	E.B6.75.807A	Lagging ... ..	1	—	C	
25714	E.B6.75.809A	Lagging ... ..	1	—	C	
27240	E.B6.75.817	PIPE, assembly, from connection between ribs 1 and 2 to tee piece (Mod. 2189)	1	T.26	C	S.17
27241	E.B6.75.819	PIPE, assembly, from hot air valve to connection between ribs 2 and 3 (Mod. 2189)	1	T.26	C	S.17
		Attachments for Pipe, E.B6.75.819:—				
28E/9129562	AGS.605/3	Clip: ... ..	3	—	C	
28E/9130219	AGS.605/4	Clip: ... ..	1	—	C	
	E.B6.75.793	Lagging ... ..	1	—	—	
	E.B6.75.795	Lagging ... ..	1	—	—	
25716	E.B6.75.801A	Lagging ... ..	2	—	C	
	E.B6.75.20	<b>PIPE, RUN IN STARBOARD WHEEL WELL BAY, ASSEMBLY</b>	—	—	—	
		Spares for:—				
6768	E.B6.75.401	ADAPTOR, bulkhead Marston air cooler (Pre-Mod. 3156)	1	DTD.683	C	S.17
	E.B6.75.1203	ADAPTOR, bulkhead, Marston air cooler (Mod. 3156)	1	—	—	
		Attaching parts for E.B6.75.401 and E.B6.75.1203:—				
28D/9436920	A25/1C	Bolt, 2 BA ... ..	6	—	C	
28M/1278190	AGS.2001/C/1	Nut, 2 BA ... ..	6	—	C	
	E.B6.75.647	Shim (Pre-Mod. 3156) ... ..	1	LAM.ALUM.	—	S.17
	E.B6.75.1205	Shim (Mod. 3156) ... ..	1	LAM.ALUM.	—	
28F/14892	AGS.1115/13	Washer, plate ... ..	1	—	C	
	E.B6.75.213	CLIP, pipe, in wheel well ... ..	2	L.72	—	S.17
		Attaching parts for E.B6.75.213:—				
28D/9133011	A25/2C	Bolt, 2 BA ... ..	2	—	C	
28M/1278190	AGS.2001/C/1	Nut, 2 BA ... ..	2	—	C	
28W/9419475	SP.15/C	Washer ... ..	2	—	C	
28F/19144	AGS.2120/J	NIPPLE ... ..	1	—	C	
28F/9513420	AGS.1142/J	NIPPLE, adaptor ... ..	2	—	C	
6769	E.B6.75.209	PIPE, assembly, from Marston cooler bulkhead elbow connection to pipe joint in wheel well bay	1	L.56	C	S.17
16591	E.B6.75.615	PIPE, assembly, from pipe joint in wheel well bay to fuselage bulkhead connection	1	L.56	C	S.17
980	EEAS.20/1DR	TAB, locking ... ..	2	L.65	C	S.17
28F/13399	AGS.1167/1	UNION, elbow, assembly ... ..	1	—	C	S.17

**SERVICES**  
**CABIN PRESSURE AND COLD AIR SYSTEM IN STARBOARD WING**

Ref. No.	Part No.	Description	No. off	Mtl. Spec.	Cl. of Equip.	Plate No.
					M.R. L.M.	
		1 2 3 4 5 6				
28F/17675	BELLS ASBESTOS AS.5402	RING, sealing, type A, between pipe flanges ...	3	—	C	S.17
28F/12389	AGS.1119/K	UNION, tee ... ..	1	—	C	S.17
		Attachments for AGS.1119/K:—				
28E/9130219	AGS.605/4	Clip ... ..	2	—	C	
26395	E.B.75.435A	Lagging ... ..	1	—	C	
26396	E.B.75.437A	Lagging ... ..	1	—	C	
	E.B.75.31	VALVE, HOT AIR, ASSEMBLY ... ..	1	—	—	S.17
		Consisting of:—				
	E.E. CO. LTD. BRADFORD					
5W/400	TYPE 234	ACTUATOR ... ..	1	—	A	S.17
	TEDDINGTON					
27V/4282	FKH/A/16	VALVE ... ..	1	—	A	S.17
		Attaching parts for E.B.75.31:—				
28M/1201610	AGS.2001/E/1	Nut, 1/2" BSF ... ..	8	—	C	
12125	E.B.75.443A	Lagging ... ..	1	—	C	
12076	E.B.75.445A	Lagging ... ..	1	—	C	
28W/9418921	SP.13/E	Washer ... ..	8	—	C	
	NORMALAIR 501670	VALVE, non-return ... ..	1	—	A	S.17
		Attachments for Valve, 501670:—				
28E/9129562	AGS.605/3	Clip ... ..	2	—	C	
12074	E.B.75.439A	Lagging ... ..	1	—	C	
12075	E.B.75.441A	Lagging ... ..	1	—	C	

Pages 943 to 948 not issued  
Fe 20. 745 946 AL 23

**SERVICES**  
**CABIN PRESSURE AND COLD AIR SYSTEM IN PORT AND STARBOARD WINGS**

Ref. No.	Part No.	Description						No. off	Matl. Spec.	Cl. of Equip.	Place No.
		1	2	3	4	5	6			M.R. L.M.	
<b>SUMMARY OF STOCK ITEMS USED ON CABIN PRESSURE AND COLD AIR SYSTEM IN PORT AND STARBOARD WINGS, ASSEMBLY</b>											
28D/9436920	A25/1C	Bolt, 2	BA	...	...	...	...	...		C	
28D/9133011	A25/2C	Bolt, 2	BA	...	...	...	...	...		C	
28D/9133012	A25/3C	Bolt, 2	BA	...	...	...	...	...		C	
28D/1200119	A25/4C	Bolt, 2	BA	...	...	...	...	...		C	
28D/1011019	A25/8C	Bolt, 2	BA	...	...	...	...	...		C	
28D/9453970	A25/15C	Bolt, 2	BA	...	...	...	...	...		C	
28D/1011021	A25/16C	Bolt, 2	BA	...	...	...	...	...		C	
28D/1011029	A25/1E	Bolt, 1/2"	BSF	...	...	...	...	...		C	
28D/1011240	A25/5E	Bolt, 1/2"	BSF	...	...	...	...	...		C	
28D/1212313	A25/15E	Bolt, 1/2"	BSF	...	...	...	...	...		C	
28D/9906306	A25/17E	Bolt, 1/2"	BSF	...	...	...	...	...		C	
28D/1214091	AS.1242/2C	Bolt, 2	BA	...	...	...	...	...		C	
28F/12399	AGS.1167/J	Elbow	...	...	...	...	...	...		C	
28F/9517920	AGS.1142/K	Nipple, adaptor	...	...	...	...	...	...		C	
28F/9513420	AGS.1142/J	Nipple, adaptor	...	...	...	...	...	...		C	
28F/12071	AGS.1170/K	Nipple	...	...	...	...	...	...		C	
28M/1278190	AGS.2001/C/1	Nut, stiff, 2	BA	...	...	...	...	...		C	
28M/1201610	AGS.2001/E/1	Nut, stiff, 1/2"	BSF	...	...	...	...	...		C	
28M/10299	AGS.2001/E/2	Nut, stiff, 1/2"	BSF	...	...	...	...	...		C	
28P/1021104	SP.90/C3	Pin, split	...	...	...	...	...	...		C	
28P/9527619	SP.90/C7	Pin, split	...	...	...	...	...	...		C	
28P/9446312	SP.4Y/B3	Pin, shackle	...	...	...	...	...	...		C	
28F/8011895	AGS.1140/D	Plug, nipple	...	...	...	...	...	...		C	
28F/9439535	AGS.954/D	Sleeve	...	...	...	...	...	...		C	
28F/12389	AGS.1119/K	Tee, union	...	...	...	...	...	...		C	
28W/9419402	SP.13/C	Washer	...	...	...	...	...	...		C	
28W/9418921	SP.13/E	Washer	...	...	...	...	...	...		C	
28W/9419475	SP.15/C	Washer	...	...	...	...	...	...		C	
28W/9416643	SP.47/C	Washer	...	...	...	...	...	...		C	
28W/9416644	SP.47/E	Washer	...	...	...	...	...	...		C	
28W/1009699	SP.55/C	Washer	...	...	...	...	...	...		C	
28F/14892	AGS.1115/13	Washer	...	...	...	...	...	...		C	

Ref. No.	Part No.	1	2	3	4	5	Description	No. off	Matl. Spec.	Cl. of Equip. M.R. L.M.	Plate No.

**SERVICES  
CAMERA PIPE RUN**

Ref. No.	Part No.	Description	No. off	Matl. Spec.	Cl. of Equip.	Plate No.
					M.R. L.M.	
		1 2 3 4 5 6				
	E.A3.75.507	<b>CAMERA WINDOW DEMISTING PIPE RUN IN FUSELAGE, ASSEMBLY (PRE-MOD. 3427 WITHOUT MOD. 2197)</b> Spares for this assembly are identical with those for assembly Part No. E.B6.75.571 on page 951, except for the following deletions and additions Delete:—	—	—	—	
38676	E.B6.75.561	<b>PIPE</b> , assembly, from elbow at frame 29 to pipe connection from temperature control valve	1	L54	C	5.15
		Attachments for E.B6.75.561:—				
28E/9129562	AGS.605/3	Clip	3	—	C	
38677	E.B6.75.1113A	Lagging	1	—	C	
38678	E.B6.75.1115A	Lagging	1	—	C	
38675	E.A9.75.879	<b>PIPE</b> , assembly, from temperature control valve connection at frame 29	1	L54	C	5.15
		Attachments for E.A9.75.879:—				
28E/9128961	AGS.605/1	Clip	2	—	C	
28E/9129562	AGS.605/3	Clip	2	—	C	
38673	E.A9.75.563A	Lagging	1	—	C	
38674	E.A9.75.565A	Lagging	1	—	C	
32B/1023	†	Webbing, asbestos	QR	—	C	
		Add:—				
15195	E.B6.75.611	<b>COVER</b> , at pipe clip frame 21	1	—	C	
15221	E.A3.75.517	<b>PIPE</b> , assembly, from temperature control valve connection at frame 29	1	L54	C	
		Attachments for E.A3.75.517:—				
28E/9129562	AGS.605/3	Clip	1	—	C	
15214	E.A3.75.497A	Lagging	1	—	C	
15203	E.A3.75.499A	Lagging	1	—	C	
15215	E.A3.75.501A	Lagging	1	—	C	
15216	E.A3.75.503A	Lagging	1	—	C	

Ref. No.	Part No.	1 2 3 4 5 6	Description	No. off	Matl. Spec.	Cl. of Equip. M.R. L.M.	Plate No.

**SERVICES  
CAMERA PIPE RUN**

Ref. No.	Part No.	Description	No. off	Matl. Spec.	Cl. of Equip.		Plate No.
					M.R.	L.M.	
	E.B6.75.571	<b>CAMERA WINDOW DEMISTING PIPE RUN IN FUSELAGE, ASSEMBLY (MOD. 3427 WITH MOD. 2197)</b>	—	—	—		
		Spares for:—					
7785	E.A3.75.435	<b>BRACKET</b> , constant flow valve, forward ...	1	—	C/MR		S.15
7786	E.A3.75.241	<b>BRACKET</b> , constant flow valve, rear ...	1	L.72	C		S.15
41314	E.A9.75.10179	<b>BRACKET</b> , flexible pipe support clip (Mod. 3855) ...	1	S.510	C		S.15
		Attaching parts for E.A9.75.10179:—					
28D/9133011	A25/2C	Bolt, 2 BA ...	2	—	C		
28M/1278190	AGS.2001/C/1	Nut, 2 BA ...	2	—	C		
	E.A9.75.10197	Plate, radius, 12 SWG ...	1	L.73	—		
1707	E.A2.75.37	<b>CLIP</b> , pipe ...	10	L.72	C		S.15
		Attaching parts for E.A2.75.37:—					
28D/9133012	A25/3C	Bolt, 2 BA (Frames 18 and 19) ...	2	—	C		
28D/1200119	A25/4C	Bolt, 2 BA (Frames 23, 24, 25 and 26) ...	2	—	C		
28D/9133013	A25/5C	Bolt, 2 BA (Frames 27 and 28) ...	2	—	C		
28M/1278190	AGS.2001/C/1	Nut, 2 BA ...	2	—	C		
28W/9419402	SP.13/C	Washer ...	2	—	C		
41315	E.A9.75.10181	<b>CLIP</b> , flexible, pipe support at frames 20 and 21B (Mod. 3855)	2	L.72	C		S.15
		Attaching parts for E.A9.75.10181:—					
28D/9133012	A25/3C	Bolt, 2 BA (Frame 20) ...	2	—	C		
28D/9133013	A25/5C	Bolt, 2 BA (Frame 21B) ...	2	—	C		
28M/1278190	AGS.2001/C/1	Nut, 2 BA (Frame 20) ...	2	—	C		
34367	E.A9.75.10195	Packing (Frame 21B) ...	1	BS.2572	C		
28W/9419475	SP.15/C	Washer (Frame 20) ...	2	—	C		
28W/9416643	SP.47/C	Washer (Frame 21B) ...	2	—	C		
5647	EEAS.143/26	<b>CLIP</b> , pipe, window ...	4	—	C		S.15
		Attaching parts for EEAS.143/26:—					
28D/9436920	A25/1C	Bolt, 2 BA ...	1	—	C		
28M/9403520	A27/CP	Nut, 2 BA ...	1	—	C		
12929	EEAS.21/9ER	Washer "D" ...	1	—	C		S.15
28W/9416643	SP.47/C	Washer ...	1	—	C		
	E.B6.75.607	<b>COVER</b> , at pipe clips ...	7	—	—		
	E.B6.75.609	<b>COVER</b> , at pipe clip, frame 27 ...	1	—	—		
12366	E.B6.75.719	<b>GASKET</b> , for pipe joint at frame 29 ...	2	Aero Permanite	C		S.15
28F/12071	AGS.1170/K	<b>NIPPLE</b> ...	3	—	C		
28F/9486111	AGS.1142/H	<b>NIPPLE</b> , adaptor ...	5	—	C		
15190	E.B6.75.583	<b>PIPE</b> , assembly, from cabin pressure tee at frame 16 to constant flow valve	1	L.65	C		S.15
		Attachments for E.B6.75.583:—					
28E/9129092	AGS.605/2	Clip ...	4	—	C		
15151	E.B6.75.41A	Lagging ...	1	—	C		
15152	E.B6.75.43A	Lagging ...	1	—	C		

**SERVICES  
CAMERA PIPE RUN**

Ref. No.	Part No.	Description	No. off	Matl. Spec.	Cl. of Equip.	Plate No.	
					M.R. L.M.		
		1	2	3	4	5	6
15218	E.A3.75.511	PIPE, assembly, from connection between frames 22 and 23, to connection between frames 27 and 28	1	L.54	C	S.15	
28E/9129562	AGS.605/3	Attachments for E.A3.75.511:—					
15158	E.B6.75.61A	Clip	8	—	C		
13161	E.B6.75.705A	Lagging (5 off — Pre-Mod. 1490)	6	—	C		
15159	E.B6.75.67A	Lagging (Mod. 1490 — S.O.O.)	1	—	C		
15160	E.B6.75.69A	Lagging	1	—	C		
15219	E.A3.75.513	PIPE, assembly, from connection between frames 27 and 28 to flanged joint at frame 29	1	T.9	C	S.15	
28E/9129562	AGS.605/3	Attachments for E.A3.75.513:—					
15212	E.A3.75.493A	Clip	4	—	C		
15213	E.A3.75.495A	Lagging	1	—	C		
15161	E.B6.75.79A	Lagging	1	—	C		
15162	E.B6.75.81A	Lagging	1	—	C		
15220	E.A3.75.515	PIPE, elbow, connection at frame 29	1	L.59	C	S.15	
28E/9129562	AGS.605/3	Attachments for E.A3.75.515:—					
11457	E.B7.75.189A	Clip	4	—	C		
36843	E.B6.75.603	Lagging	2	—	C		
36844	E.B6.75.605	Lagging	1	—	C		
28D/9133011	A25/2C	Attaching parts for E.A3.75.513 and E.A3.75.515:—					
28M/1278190	AGS.2001/C/1	Bolt, 2 BA	6	—	C		
28W/9419402	SP.13/C	Nut, 2 BA	6	—	C		
		Washer	6	—	C		
15222	E.A3.75.533	PIPE, demisting, camera window	1	L.54	C	S.15	
38676	E.B6.75.561	PIPE, assembly, from elbow at frame 29 to pipe connection from temperature control valve	1	L.54	C	S.15	
28E/9129562	AGS.605/3	Attachments for E.B6.75.561:—					
38677	E.B6.75.1113A	Clip	3	—	C		
38678	E.B6.75.1115A	Lagging	1	—	C		
		Lagging	1	—	C		
38675	E.A9.75.879	PIPE, assembly, from temperature control valve connection at frame 29	1	L.54	C	S.15	
28E/9128961	AGS.605/1	Attachments for E.A9.75.879:—					
28E/9129562	AGS.605/3	Clip	2	—	C		
38673	E.A9.75.563A	Clip	2	—	C		
38674	E.A9.75.565A	Lagging	1	—	C		
32B/1023	†	Lagging	1	—	C		
		Webbing, asbestos	QR	—	C		

**SERVICES  
CAMERA PIPE RUN**

Ref. No.	Part No.	Description	No. off	Matl. Spec.	Cl. of Equip.	Plate No.
					M.R. L.M.	
		1 2 3 4 5 6				
34364	E.A9.75.10175	PIPE, assembly, from constant flow valve to flexible pipe (Mod. 3855) ... ..	1	T.55	C	S.15
28E/9129562	AGS.605/3	Attachments for E.A9.75.10175:— Clip ... ..	6	—	C	
15153	E.B6.75.45A	Lagging ... ..	1	—	C	
15154	E.B6.75.47A	Lagging ... ..	1	—	C	
15149	E.B6.75.37A	Lagging ... ..	1	—	C	
15155	E.B6.75.49A	Lagging ... ..	1	—	C	
	E.A9.75.10201	Lagging (Mod. 3855) ... ..	1	—	—	
	E.A9.75.10203	Lagging (Mod. 3855) ... ..	1	—	—	
34343	E.A9.75.10191	PIPE, flexible, between frames 19 and 22 (Mod. 3855) Attachments for E.A9.75.10191:—	1	—	C	S.15
32B/1250374	†	Twine, asbestos ... ..	QR	—	C	
32B/18	†	Webbing, asbestos ... ..	QR	—	C	
34365	E.A9.75.10177	PIPE, assembly, from flexible pipe to coupling forward of frames 22 (Mod. 3855) Attachments for E.A9.75.10177:—	1	T.55	C	S.15
28E/9129562	AGS.605/3	Clip ... ..	2	—	C	
36842	E.A3.75.557	Lagging ... ..	2	—	C	
27KD/5	NORMALAIR 502090	VALVE, constant flow ... .. Attachments for 502090:—	1	—	A	S.15
28E/9129563	AGS.605/5	Clip ... ..	2	—	C	
15191	E.B6.75.599A	Lagging ... ..	1	—	C	
15192	E.B6.75.601A	Lagging ... ..	1	—	C	
31672	E.A2.75.669	VALVE, TEMPERATURE CONTROL ASSEMBLY (MOD. 2595) Spares for:—	1	—	A	S.15
	E.A2.75.667	PISTON, valve ... ..	1	DTD.683	—	S.15
	E.A2.75.477	SPRING ... ..	1	—	—	S.15
	TEDDINGTON T.H.T.147	THRUSTAT ... ..	1	—	—	S.15
27KD/8	NORMALAIR 497776	WASHER, sealing, at constant flow valve ... ..	1	—	C	

Restricted

Ref. No.	Part No.	1 2 3 4 5 6	Description	No. off	Matl. Spec.	Cl. of Equip. M.R. L.M.	Plate No.

Restricted

**SERVICES  
CAMERA PIPE RUN**

Ref. No.	Part No.	Description						No. off	Matl. Spec.	Cl. of Equip.	Plate No.
		1	2	3	4	5	6			M.R. L.M.	
<b>SUMMARY OF STOCK ITEMS USED ON CAMERA PIPE, RUN, ASSEMBLY</b>											
28D/9436920	A25/1C	Bolt, 2 BA	...	...	...	...	...	...		C	
28D/9133011	A25/2C	Bolt, 2 BA	...	...	...	...	...	...		C	
28D/9133012	A25/3C	Bolt, 2 BA	...	...	...	...	...	...		C	
28D/1200119	A25/4C	Bolt, 2 BA	...	...	...	...	...	...		C	
28D/9133013	A25/5C	Bolt, 2 BA	...	...	...	...	...	...		C	
28M/9403520	A27/CP	Nut, 2 BA	...	...	...	...	...	...		C	
28M/1278190	AGS.2001/C/1	Nut, stiff, 2 BA	...	...	...	...	...	...		C	
28W/9419402	SP.13/C	Washer	...	...	...	...	...	...		C	
28W/9419475	SP.15/C	Washer	...	...	...	...	...	...		C	
28W/9416643	SP.47/C	Washer	...	...	...	...	...	...		C	

Ref. No.	Part No.	1 2 3 4 5 6						No. off	Matl. Spec.	Cl. of Equip.	Plate No.
										M.R.	

**SERVICES  
DE-MISTING SYSTEM**

Ref. No.	Part No.	Description	No. off	Matl. Spec.	Cl. of Equip.		Plate No.
					M.R.	L.M.	
	E.A3.76.215	<b>DE-MISTING SYSTEM, ASSEMBLY</b> ... .. Spares for:—	—	—	—	—	
1369	E.A3.76.13	<b>CLIP</b> , air drier, tube mounting ... ..	2	L.72	C	S.5	
2160	EEAS.112/21	<b>CLIP</b> , rubber, hose to perspex nose connection ...	16	L.16	C	S.5	
1815	E.A3.76.47	<b>FILTER, ASSEMBLY</b> ... .. Consisting of:—	1	—	B	S.5	
1816	E.A3.76.69	<b>BOLT</b> , special ... ..	3	S.95	C		
1817	E.A3.76.51	<b>CAP</b> , end ... ..	1	—	C	S.5	
	E.A3.76.49	<b>CASE</b> , outer ... ..	1	—	—		
1892	†	<b>ELEMENT</b> , filter (Purolator MFA36A) ... ..	1	—	C	S.5	
28M/1013165	AGS.113/B	<b>NUT</b> , wing, 4 BA ... ..	3	—	C		
8978	E.A3.76.67	<b>PLUG</b> , sealing ... ..	1	DTD.683	C		
1818	E.A3.76.75	<b>SPRING</b> ... ..	1	DTD.215	C	S.5	
1819	E.A3.76.71	<b>WASHER</b> , sealing, rubber ... ..	2	Shore 30	C	S.5	
1820	E.A3.76.73	<b>WASHER</b> , sealing, rubber ... ..	1	Shore 30	C	S.5	
23W/1031013	AGS.163/B	<b>WASHER</b> , spring ... ..	3	—	C		
	E.A3.76.21	<b>HOSE</b> , connecting, $\frac{1}{8}$ " o/d x $\frac{1}{4}$ " i/d x 4"5 long (Make from Ref. 32C/533)	1	Natural Rubber	LM		
	E.A3.76.23	<b>HOSE</b> , connecting, $\frac{1}{4}$ " o/d x $\frac{1}{2}$ " i/d x 60"0 long (Make for Ref. 32C/533)	1	Natural Rubber	LM		
	E.A3.76.25	<b>HOSE</b> , connecting, $\frac{3}{8}$ " o/d x $\frac{1}{2}$ " i/d x 19"0 long (Make from Ref. 32C/534)	1	Natural Rubber	LM		
	E.A3.76.27	<b>HOSE</b> , connecting, $\frac{3}{8}$ " o/d x $\frac{1}{2}$ " i/d x 4"0 long (Make from Ref. 32C/534)	1	Natural Rubber	LM		
	E.A3.76.29	<b>HOSE</b> , connecting, $\frac{3}{8}$ " o/d x $\frac{1}{2}$ " i/d x 6"0 long (Make from Ref. 32C/534)	1	Natural Rubber	LM		
	E.A3.76.31	<b>HOSE</b> , connecting, $\frac{3}{8}$ " o/d x $\frac{1}{2}$ " i/d x 2"0 long (Make from Ref. 32C/534)	1	Natural Rubber	LM		
	E.A3.76.33	<b>HOSE</b> , connecting, $\frac{3}{8}$ " o/d x $\frac{1}{2}$ " i/d x 1"5 long (Make from Ref. 32C/534)	1	Natural Rubber	LM		
	E.A3.76.209	<b>HOSE</b> , connecting, $\frac{3}{8}$ " o/d x $\frac{1}{2}$ " i/d x 3" long (Make from Ref. 32C/534)	8	Natural Rubber	LM		
32566	E.B6.74.63	<b>PIPE</b> , assembly, from de-mister motor to connection between stringers 9-10 (Mod. 2542)	1	—	C		
32567	E.B6.74.65	<b>PIPE</b> , assembly, from de-mister meter to air drier (Mod. 2542)	1	—	C		
32568	E.B6.74.69	<b>PIPE</b> , assembly, from connection between stringers 9-10, to connection between frames 3-4 (Mod. 2542)	1	—	C		
	E.A3.76.217	<b>PIPE</b> , assembly, from blower to air drier at frame 5 (Pre-Mod. 4051)	1	—	—		
	E.B6.76.223	<b>PIPE</b> , assembly, from blower to air drier at frame 5 (Mod. 4051)	1	—	—		
1372	E.A3.76.5	<b>TEE</b> , connecting, piece for navigator's window hose	1	—	C	S.5	
1373	E.A3.76.19	<b>TEE</b> , connecting piece at drier tube ... ..	1	—	C	S.5	
1374	E.A1.76.3	<b>TUBE, AIR DRIER (BOMB AIMER'S COMPART- MENT), ASSEMBLY</b> ... .. Consisting of:—	1	—	B	S.5	
1375	E.A1.76.7	<b>CAP</b> , container, outlet end ... ..	1	—	C	S.5	
1376	E.A1.76.9	<b>CAP</b> , container, filter end ... ..	1	—	C	S.5	
	E.A1.76.5	<b>CONTAINER</b> , body ... ..	1	—	—		

**SERVICES  
DE-MISTING SYSTEM**

Ref. No.	Part No.	Description	No. off	Matl. Spec.	Cl. of Equip.		Plate No.
					M.R.	L.M.	
		1 2 3 4 5 6					
1377	E.A1.76.17	<b>FILTER, ASSEMBLY</b> ... .. Spares for:—	1	—	C		
	E.A1.76.23	<b>FILTER-PAD</b> , $\frac{1}{8}$ " thick ... ..	1	Felt	—		
	E.A1.76.21	<b>PLATE</b> , filter felt retaining ... ..	1	L.72	—		
1378	E.A1.76.25	<b>WASHER</b> , rubber sealing, container and caps ...	2	Shore 40-45	C		
2146	E.A3.76.201	<b>TUBE, AIR DRIER (COUPE), ASSEMBLY</b> ... .. Consisting of:—	1	—	B	S.5	
2840	E.A3.76.187	<b>BOLT</b> , special ... ..	3	S.95	C		
2109	E.A3.76.207	<b>CAP</b> , container ... ..	1	L.54	C	S.5	
	E.A3.76.199	<b>CONTAINER, body</b> ... ..	1	—	—		
1821	E.A3.76.79	<b>FILTER, ASSEMBLY</b> ... .. Spares for:—	1	—	C		
	E.A3.76.77	<b>FILTER-PAD</b> , complete ... ..	1	—	—		
	E.A1.76.21	<b>PLATE</b> , retaining ... ..	1	L.72	—		
28M/1013165	AGS.113/B	<b>NUT</b> , wing ... ..	3	—	—		
1378	E.A1.76.25	<b>WASHER</b> , rubber, sealing container end caps ...	2	Shore 40-45	C		
28W/1031013	AGS.163/B	<b>WASHER</b> , spring ... ..	3	—	C		
2841	E.A3.76.101	<b>TUBE, AIR DRIER, ASSEMBLY</b> ... .. Spares for:—	1	—	B	S.5	
	E.A3.76.159	<b>ADAPTOR</b> ... ..	1	—	—		
	E.A3.76.103	<b>CONTAINER, body</b> ... ..	1	—	—		
	VOKES						
27B/2900	A.12681	<b>FILTER</b> ... ..	2	—	B		
2842	E.A3.76.105	<b>HOSE</b> , connecting $\frac{3}{8}$ " o/d x 3" i/d x 2" long ...	1	Rubber	C		
	E.A3.76.107	<b>VALVE, ASSEMBLY</b> ... .. Spares for:—	1	—	—		
2843	E.A3.76.147	<b>SEAL</b> ... ..	1	Rubber	C		
2844	E.A3.76.149	<b>SPRING</b> ... ..	2	Spring Steel	C		
1379	E.A3.76.17	<b>WASHER</b> , pad, air drier mounting ... ..	4	L.72	C		

**Pages 959 to 968 not issued**

AL-18 957

**SERVICES  
DE-MISTING SYSTEM**

Ref. No.	Part No.	1	2	3	4	5	6	Description	No. off	Matl. Spec.	Cl. of Equip.		Plate No.
											M.R.	L.M.	
<b>SUMMARY OF STOCK ITEMS USED ON DE-MISTING SYSTEM, ASSEMBLY</b>													
28D/9436920	A25/1C							Bolt, 2 BA	...				C
28M/9403518	A27/AP							Nut, 6 BA	...				C
28M/10288	AGS.2001/C/1							Nut, stiff, 2 BA	...				C
28S/1009109	A32/A6							Screw, 6 BA	...				C
28S/9992524	A32/A8							Screw, 6 BA	...				C
28W/9419473	SP.15/A							Washer	...				C
28W/9419474	SP.15/B							Washer	...				C
28W/9419475	SP.15/C							Washer	...				C

Ref. No.	Part No.	1 2 3 4 5 6						No. off	Matl. Spec.	Cl. of Equip.	Plate No.
										M.R.	

**SERVICES  
EQUIPMENT IN INNER WING LEADING EDGE, PORT**

Ref. No.	Part No.	Description	No. off	Matl. Spec.	Cl. of Equip.		Plate No.
					M.R.	L.M.	
	E.B6.00.65	<b>EQUIPMENT, IN INNER WING LEADING EDGE, PORT (PRE-MOD. 2393-2155-2197)</b> Consisting of:—	—	—	—		
	E.B7.61.1	<b>BOX, GEAR, ASSEMBLY</b> ... .. Spares for:—	—	—	—		
399	E.A1.50.595	<b>ADAPTOR</b> , hydraulic pump drain pipe ... ..	1	DTD.126	C	S.18	
16482	E.B7.61.39	<b>BLOCK</b> , generator, steady ... ..	1	—	C		
16494	E.B7.61.41	<b>BLOCK</b> , generator, steady ... ..	1	—	C		
5664	E.B7.61.43	<b>CLAMP</b> , half, generator, steady ... ..	1	—	C	S.6	
5665	E.B7.61.45	<b>CLAMP</b> , half, generator, steady ... ..	1	—	C	S.6	
5666	E.B7.61.37	<b>CONNECTION</b> , elbow, stage 12, engine tapping	1	S.92	C	S.6	
13019	E.B7.61.111	<b>COVER, INLET HALF, 2-SPEED GENERATOR DRIVE, ASSEMBLY (MOD. 1474)</b> Spares for:—	1	—	B		
24759	E.B7.61.113	<b>TAB</b> , flanged ... ..	1	—	C/MR		
5670	E.B7.61.23	<b>COVER</b> , half, for 2-speed generator drive ...	1	—	C	S.6	
37L/15000	E.B7.61.59	<b>DRIVE, 2-SPEED GENERATOR, TYPE D9, ASSEMBLY (MOD. 1474)</b> Spares for:—	1	—	A		
	SELF CHANGING GEARS LTD.						
37L/15067	4300	<b>DIPSTICK</b> ... ..	2	—	B		
6876	E.B7.61.25	<b>DUCT</b> , outlet, air, 2-speed drive and generator cooling	1	—	B	S.6	
6877	E.B7.61.53	<b>DUCT</b> , air, leading edge entry ... ..	1	—	B	S.6	
5673	E.B7.61.87	<b>HOSE</b> , air outlet pipe connecting 2"5 i/d x 5"8 long	1	Bells Asbestos	C		
	AVIATION DEVS.						
29FP/9485292	A.405	<b>PIN</b> , "pip", type A, generator steady fixing ...	2	—	C	S.6	
408	E.A1.61.8	<b>PIPE</b> , drain, gear box ... ..	1	—	C	S.6	
409	E.A1.61.41	<b>PIPE</b> , drain, hydraulic pump ... ..	1	L.56	C	S.6	
5675	E.B7.61.81	<b>PIPE</b> , assembly, from inboard engine rib connection to 2-speed generator drive cover connection	1	L.56	C	S.6	
1593	EEAS.66/1	<b>RING</b> , clamping ... ..	2	—	C		
1443	EEAS.66/7	<b>RING</b> , clamping ... ..	1	—	C		
6312	EEAS.66/14	<b>RING</b> , clamping ... ..	2	—	C		
29H/4099	TERRY 169/3/4"	<b>RING</b> , split ... ..	2	—	C		
5680	E.B7.61.55	<b>RING</b> , inlet, air duct generator cooling ...	1	—	C		
5681	E.B7.61.57	<b>RING</b> , half, inlet air duct generator cooling ...	1	L.72	C		
1025	EEAS.1/1C	<b>SCREW</b> , 2 BA ... ..	8	H.T.S.	C		
1468	EEAS.1/2C	<b>SCREW</b> , 2 BA ... ..	6	—	C		
2149	E.A3.75.143	<b>SLEEVE</b> , pipe connecting 1" i/d x 2"5 long ...	2	Silastic	C		
5682	E.B7.61.35	<b>STRAP</b> , generator air inlet and 2-speed drive cover securing	4	—	C		
5672	E.B7.61.95	<b>TURNBUCKLE, GENERATOR STEADY, ASSEMBLY</b> Consisting of:—	2	—	C		
16486	E.B7.61.47	<b>FORK, END, R.H.</b> ... ..	1	—	C		
16487	E.B7.61.49	<b>FORK, END, L.H.</b> ... ..	1	—	C		
28M/1007403	A27/ET	<b>NUT</b> , 1/2" BSF ... ..	1	—	C		
28M/13454	A27/ETL	<b>NUT</b> , 1/2" BSF ... ..	1	—	C		
16488	E.B7.61.51	<b>TRUNNION</b> ... ..	1	—	C		

**SERVICES**  
**EQUIPMENT IN INNER WING LEADING EDGE, PORT**

Ref. No.	Part No.	Description	No. off	Matl. Spec.	Cl. of Equip.		Plate No.
					M.R.	L.M.	
		1 2 3 4 5 6					
	E.B6.75.359	<b>CABIN</b> , pressure and cold air system in Port wing (See page 925)	—	—	—		
	E.A6.47.87	<b>CONTROLS</b> , engine in Port wing (See page 71)	—	—	—		
	E.B6.57.71	<b>FUEL DELIVERY SYSTEM, INNER WING, PORT ASSEMBLY</b> Spares for:—					
1255	E.A1.57.259	<b>CLIP</b> , pipe at ribs 2 and 3 ... ..	3	L.72	C		
6897	EEAS.143/28H	<b>CLIP</b> , bonding ... ..	2	—	C		
1295	E.A1.57.173	<b>ELBOW</b> , special connection on engine rib, inner wing	1	DTD.304A	C		
	EEAS.77/82	<b>HOSE</b> , connecting, 1½" i/d x 1¾" o/d x 5¼" long type 1 (Make from Ref. 32C/377)	2	DTD.625	—		
5684	E.B7.57.131	<b>PIPE</b> , assembly, from hose joint between ribs 2 and 3 to engine rib elbow connection	1	L.56	C		
6880	E.B6.57.77	<b>PIPE</b> , fuel, engine feed between hose joints, 1½" o/d x 20 SWG	1	L.56	C		
6881	E.B6.57.67	<b>PIPE</b> , assembly, from fuselage feed pipe connection to hose joint at rib 1	1	L.56	C		
6384	E.A1.57.199	<b>PLATE</b> , connecting, pipe support at diaphragm	2	L.72	C		
1446	EEAS.66/5	<b>RING</b> , clamping ... ..	8	—	C		
1304	E.A1.57.209	<b>SUPPORT</b> , fuel pipe at diaphragm and rib 1 ...	2	Bells Millboard	C		
5259	EEAS.21/2ERH	<b>WASHER</b> ... ..	4	—	C		
	E.B6.73.23	<b>HYDRAULIC</b> , Equipment in Inner Wing, Leading Edge Port (See page 1223)	—	—	—		

**SERVICES  
EQUIPMENT IN INNER WING LEADING EDGE, PORT**

Ref. No.	Part No.	Description	No. off	Matl. Spec.	Cl. of Equip.	Plate No.
					M.R. L.M.	
	E.B6.00.363	<b>EQUIPMENT, IN INNER WING LEADING EDGE, PORT (MOD. 2393-2155-2197)</b>	—	—	—	
	E.B6.20.959	<b>AIR</b> , intake for zone 2 cooling in inner wing leading edge (See page 843)	—	—	—	
	E.B6.61.1	<b>BOX, GEAR, ASSEMBLY</b> ... .. Spares for:—	—	—	—	S.18
399	E.A1.50.595	<b>ADAPTOR</b> , hydraulic pump drain pipe ... ..	1	DTD.126	C	S.18
	ROTOL LTD.					
37L/189	P.T.G. 3/25	<b>BOX</b> , gear and adaptor ... ..	1	—	A	S.18
13177	E.A9.61.63	<b>CONNECTION</b> , induction pipe, outlet ... ..	1	—	C	S.18
13198	E.A9.61.27	<b>DUCT</b> , air, leading edge entry ... ..	1	—	B	S.18
12376	E.A9.61.32	<b>DUCT</b> , generator, air exhaust ... ..	1	—	B	S.18
	E.E. CO. LTD. BRADFORD					
SUA/6446	519	<b>GENERATOR</b> ... ..	1	—	A	S.18
13200	E.A9.61.65	<b>PIPE</b> , drain, gear-box ... ..	1	—	C	S.18
13178	E.A9.61.35	<b>PIPE</b> , assembly, engine induction air outlet continuation through rib 3	1	T.26	C	S.18
13196	E.A9.61.37	<b>PIPE</b> , assembly, engine induction air outlet from connection at engine rib	1	T.26	C	S.18
409	E.A1.61.41	<b>PIPE</b> , drain, hydraulic pump ... ..	1	L.56	C	S.18
	ROTOL LTD.					
37L/357	GD9/49	<b>SHAFT</b> , drive ... ..	1	—	B	S.18
12373	E.A9.61.41	<b>SLEEVE</b> , connecting ... ..	1	Silastic Asbestos	C	S.18
12374	E.A9.61.43	<b>SLEEVE</b> , connecting ... ..	1	Silastic Asbestos	C	S.18
	E.B6.75.825	<b>CABIN</b> , Pressure and Cold air system in Port Wing (see page 929)	—	—	—	
	E.B6.47.293	<b>ENGINE</b> , controls in Port Wing (See page 71) ...	—	—	—	
	E.B6.57.71	<b>FUEL</b> , Delivery system, inner wing Port (See page 972)	—	—	—	
	E.B6.73.395	<b>HYDRAULIC</b> , Equipment in inner wing Leading Edge Port (See page 1223)	—	—	—	

Ref. No.	Part No.	Description						No. off	Matl. Spec.	Cl. of Equip.	Plate No.
		1	2	3	4	5	6			M.R. L.M.	

**Pages 975 to 984 not issued**

**SERVICES**  
**EQUIPMENT IN INNER WING LEADING EDGE, STARBOARD**

Ref. No.	Part No.	Description	No. off	Matl. Spec.	Cl. of Equip.		Plate No.
					M.R.	L.M.	
	E.B6.00.66	<b>EQUIPMENT, IN INNER WING LEADING EDGE, STARBOARD (PRE-MOD. 2393-2155-2197)</b>	—	—	—		
	E.B7.61.2	<b>Consisting of:—</b> <b>BOX, GEAR, ASSEMBLY</b> ... ..	—	—	—		
		Spares for:—					
399	E.A1.50.595	<b>ADAPTOR</b> , hydraulic pump drain pipe ... ..	1	DTD.126	C	S.19	
16483	E.B7.61.40	<b>BLOCK</b> , generator steady ... ..	1	—	C		
16485	E.B7.61.42	<b>BLOCK</b> , generator steady ... ..	1	—	C		
5664	E.B7.61.43	<b>CLAMP</b> , half, generator steady ... ..	1	—	C	S.6	
5665	E.B7.61.45	<b>CLAMP</b> , half, generator steady ... ..	1	—	C	S.6	
5667	E.B7.61.38	<b>CONNECTION</b> , elbow, stage 12, engine tapping	1	S.92	C	S.6	
13020	E.B7.61.112	<b>COVER, INLET, HALF, 2-SPEED GENERATOR DRIVE, ASSEMBLY (MOD. 1474)</b>	1	—	B		
		Spares for:—					
24759	E.B7.61.113	<b>TUBE</b> , flanged ... ..	1	—	C/MR		
5670	E.B7.61.23	<b>COVER</b> , half, for 2-speed generator drive ...	1	—	C	S.6	
37L/15000	E.B7.61.59	<b>DRIVE, 2-SPEED GENERATOR, TYPE D9, ASSEMBLY (MOD. 1474)</b>	1	—	A		
		Spares for:—					
	SELF CHANGING GEARS LTD.						
37L/15067	4300	<b>DIPSTICK</b> ... ..	2	—	B		
6882	E.B7.61.26	<b>DUCT</b> , outlet, air, 2-speed drive and generator cooling	1	—	B	S.6	
6883	E.B7.61.54	<b>DUCT</b> , air, leading edge entry ... ..	1	—	B	S.6	
5673	E.B7.61.87	<b>HOSE</b> , air outlet pipe connecting 2"5 i/d x 5"8 long	1	Bells Asbestos	C		
	AVIATION DEVS						
28FP/9485292	A405	<b>PIN</b> , "pip", type A, generator steady fixing ...	2	—	C	S.6	
407	E.A1.61.7	<b>PIPE</b> , drain, gear box ... ..	1	—	C	S.6	
410	E.A1.61.42	<b>PIPE</b> , drain, hydraulic pump ... ..	1	L.56	C	S.6	
5676	E.B7.61.82	<b>PIPE</b> , assembly, from inboard engine rib connection to 2 speed generator drive cover connection	1	L.56	C	S.6	
1593	EEAS.66/1	<b>RING</b> , clamping ... ..	2	—	C		
1443	EEAS.66/7	<b>RING</b> , clamping ... ..	2	—	C		
6812	EEAS.66/14	<b>RING</b> , clamping ... ..	2	—	C		
29H/4099	TERRY 169/1/4"	<b>RING</b> , split ... ..	2	—	C		
5680	E.B7.61.55	<b>RING</b> , inlet air duct generator cooling ... ..	1	—	C		
5681	E.B7.61.57	<b>RING</b> , half, inlet air duct generator cooling ...	1	L.72	C		
1025	EEAS.1/1C	<b>SCREW</b> , 2 BA ... ..	8	H.T.S.	C		
1468	EEAS.1/2C	<b>SCREW</b> , 2 BA ... ..	11	—	C		
2149	E.A3.75.143	<b>SLEEVE</b> , pipe connecting 1" i/d x 2"5 long ...	2	Silastic	C		
5682	E.B7.61.35	<b>STRAP</b> , generator air inlet and 2-speed drive cover securing	4	—	C		
5672	E.B7.61.95	<b>TURNBUCKLE, GENERATOR STEADY, ASSEMBLY</b>	2	—	C		
		Consisting of:—					
16486	E.B7.61.47	<b>FORK-END</b> , R.H. ... ..	1	—	C		
16487	E.B7.61.49	<b>FORK-END</b> , L.H. ... ..	1	—	C		
23M/1007403	A27/ET	<b>NUT</b> , 1/4" BSF ... ..	1	—	C		
28M/13454	A27/ETL	<b>NUT</b> , 1/4" BSF ... ..	1	—	C		
16488	E.B7.61.51	<b>TRUNNION</b> ... ..	1	—	C		

**SERVICES  
EQUIPMENT IN INNER WING LEADING EDGE, STARBOARD**

Ref. No.	Part No.	Description	No. off	Matl. Spec	Cl. of Equip.		Plate No.
					M.R.	L.M.	
	E.B6.75.781	<b>CABIN, PRESSURE AND COLD AIR SYSTEM IN STARBOARD WING (MOD. 1500)</b> (See page 941)	—	—	—		
	E.A6.47.89	<b>CONTROLS, ENGINE IN STARBOARD WING</b> (See page 75)	—	—	—		
	E.B7.57.16	<b>FUEL, DELIVERY SYSTEM, INNER WING, STARBOARD, ASSEMBLY</b> Spares for:—	—	—	—		
1293	E.A1.57.183	<b>CLIP</b> , half base fuel pipe ... ..	2	L.59	C		
1294	E.A1.57.185	<b>CLIP</b> , half top retaining at wing rib ... ..	2	L.72	C		
6879	EEAS.143/28H	<b>CLIP</b> , bonding ... ..	3	—	C		
1296	E.A1.57.174	<b>ELBOW</b> , special connection on engine rib inner wing	1	DTD.304A	C		
	EEAS.77/82 or EEAS.164/20/53	<b>HOSE</b> , connecting 1 1/4" i/d x 3/8" o/d x 5 1/4" long type 1 (Make from Ref. 32C/377)	2	DTD.625	LM		
1301	E.A1.57.556	<b>PIPE</b> , assembly, from fuselage feed pipe connection to hose joint at rib 1	1	L.54	C		
1299	E.A1.57.554	<b>PIPE</b> , assembly, from hose joint between ribs 2 and 3, to engine rib elbow connection	1	L.56	C		
2158	E.A1.57.1255	<b>PIPE</b> , fuel, engine feed, between hose joints, 1 1/4" o/d x 20 SWG	1	L.56	C		
6384	E.A1.57.199	<b>PLATE</b> , connecting pipe support at diaphragm and rib	4	L.72	C		
1446	EEAS.66/5	<b>RING</b> , clamping ... ..	8	—	C		
1304	E.A1.57.209	<b>SUPPORT</b> , fuel pipe at diaphragm and rib 1 ...	4	Belts Millboard	C		
980	EEAS.20/1DR	<b>TAB</b> , locking ... ..	4	—	C		
5259	EEAS.21/2ERH	<b>WASHER</b> ... ..	6	—	C		
	E.B6.73.24	<b>HYDRAULIC, EQUIPMENT, IN INNER WING LEADING EDGE, STARBOARD</b> (See page 1235)	—	—	—		

**SERVICES  
EQUIPMENT IN INNER WING LEADING EDGE, STARBOARD**

Ref. No.	Part No.	Description	No. off	Matl. Spec.	Cl. of Equip.	Plate No.
					M.R. L.M.	
	E.B6.00.364	<b>EQUIPMENT, IN INNER WING LEADING EDGE, STARBOARD (MOD. 2393-2155-2197)</b>	—	—	—	
	E.B6.20.960	Spares for:— <b>AIR INTAKE, FOR ZONE 2 COOLING IN INNER WING LEADING EDGE (See page 857)</b>	—	—	—	
	E.B6.61.2	<b>BOX, GEAR, ASSEMBLY</b> ... ..	—	—	—	
	399 E.A1.50.595	Spares for:— <b>ADAPTOR, hydraulic pump drain pipe</b> ... ..	1	DTD.126	C	5.19
	ROTOL LTD.					
37L/190	P.T.G. 3/26	<b>BOX, gear and adaptor</b> ... ..	1	—	A	5.19
13197	E.A9.61.64	<b>CONNECTION, induction pipe outlet</b> ... ..	1	—	C	5.19
13199	E.A9.61.28	<b>DUCT, air, leading edge entry</b> ... ..	1	—	B	5.19
12376	E.A9.61.32	<b>DUCT, generator air exhaust</b> ... ..	1	—	B	5.19
	E.E. CO. LTD. BRADFORD					
5UA/6446	519	<b>GENERATOR</b> ... ..	1	—	A	5.19
13200	E.A9.61.65	<b>PIPE, drain, gear box</b> ... ..	1	—	C	5.19
13187	E.A9.61.36	<b>PIPE, assembly, engine induction air outlet,</b> continuation through rib 3	1	T.26	C	5.19
13188	E.A9.61.38	<b>PIPE, assembly, engine induction air outlet,</b> from connection at engine rib	1	T.26	C	5.19
410	E.A1.61.42	<b>PIPE, drain, pump, hydraulic</b> ... ..	1	L.56	C	5.19
	ROTOL LTD					
37L/356	G.D.9/50	<b>SHAFT, drive</b> ... ..	1	—	B	5.19
12373	E.A9.61.41	<b>SLEEVE, connecting</b> ... ..	1	Silastic Asbestos	C	5.19
12374	E.A9.61.43	<b>SLEEVE, connecting</b> ... ..	1	Silastic Asbestos	C	5.19
	E.B6.75.781	<b>CABIN, PRESSURE AND COLD AIR SYSTEM IN STARBOARD WING (See page 941)</b>	—	—	—	
	E.B6.47.295	<b>ENGINE, CONTROLS IN WING STARBOARD (See page 75)</b>	—	—	—	
	E.B6.57.151	<b>FUEL, DELIVERY SYSTEM, INNER WING, STARBOARD, ASSEMBLY</b> Spares for this assembly are identical with those for assembly Part No. E.B7.57.16 on page 986, except for the following deletions and additions:— Delete:—	—	—	—	
1299	E.A1.57.554	<b>PIPE, assembly, from hose joint, between ribs 2 and 3 to engine rib elbow connection</b>	1	L.56	C	
2158	E.A1.57.1255	<b>PIPE, fuel, engine feed, between hose joints</b> ... Add:—	1	L.56	C	
13205	E.A9.57.19	<b>PIPE, assembly, from hose joint, between ribs 2 and 3 to engine rib elbow connection</b>	1	L.56	C	
13206	E.A9.57.21	<b>PIPE, fuel continuation through rib 2 1½" o/d x 20 SWG</b>	1	L.56	C	
	E.B6.73.397	<b>HYDRAULIC EQUIPMENT, IN INNER WING LEADING EDGE, STARBOARD (See page 1236)</b>	—	—	—	

Restricted

Ref. No.	Part No.	Description						No. off	Matl. Spec.	Cl. of Equip.	Plate No.
		1	2	3	4	5	6			M.R. L.M.	

Restricted

**Pages 989 to 998 not issued**

**SERVICES**  
**EQUIPMENT IN INNER WING LEADING EDGE, PORT & STARBOARD**

Ref. No.	Part No.	Description 1 2 3 4 5 6	No. off	Matl. Spec.	Cl. of Equip.	Plate No.
					M.R. L.M.	
<b>SUMMARY OF STOCK ITEMS USED ON EQUIPMENT IN INNER WING LEADING EDGE PORT AND STARBOARD, ASSEMBLY</b>						
28F/1013599	AGS.1142/A	Adaptor, nipple ... ..				C
28F/9486111	AGS.1142/H	Adaptor, nipple ... ..				C
28F/9513420	AGS.1142/J	Adaptor, nipple ... ..				C
28F/1036552	AGS.2120/H	Adaptor, nipple ... ..				C
28D/1010658	A25/1B	Bolt, 4 BA, hex. head, "5 long ... ..				C
28D/1008149	A25/2B	Bolt, 4 BA, hex. head, "6 long ... ..				C
28D/9419452	A25/3B	Bolt, 4 BA, hex. head, "7 long ... ..				C
28D/9015170	A25/16B	Bolt, 4 BA, hex. head, 2" long ... ..				C
28D/9436920	A25/1C	Bolt, 2 BA, hex. head, "55 long ... ..				C
28D/9133011	A25/2C	Bolt, 2 BA, hex. head, "65 long ... ..				C
28D/9133012	A25/3C	Bolt, 2 BA, hex. head, "75 long ... ..				C
28F/19144	AGS.2120/J	Nipple ... ..				C
28M/7000211	AGS.120/A	Nut, wing ... ..				C
28M/1278189	AGS.2001/B/1	Nut, stiff, 4 BA ... ..				C
28M/1278190	AGS.2001/C/1	Nut, stiff, 2 BA ... ..				C
28P/865	SP.4Y/D7	Pin, shackle ... ..				C
28P/1021104	SP.90/C3	Pin, split, $\frac{1}{16}$ " dia. x $\frac{1}{2}$ " long ... ..				C
28R/9456431	AGS.566/B	Plug ... ..				C
28F/9428452	AGS.1186/A	Seal, bonded ... ..				C
28W/9419465	SP.13/B	Washer, 4 BA, plain ... ..				C
28W/9419402	SP.13/C	Washer, 2 BA, plain ... ..				C
28W/7000392	SP.14/E	Washer, $\frac{1}{2}$ " BSF, plain ... ..				C
28W/9419474	SP.15/B	Washer, 4 BA, plain ... ..				C
28W/9419475	SP.15/C	Washer, 2 BA, plain ... ..				C
28W/9419405	SP.15/E	Washer, $\frac{1}{2}$ " BSF, plain ... ..				C
28W/9416646	SP.47/J	Washer, $\frac{3}{8}$ " BSF, spring ... ..				C
28W/9130226	AGS.164/F	Washer, jointing ... ..				C

Ref. No.	Part No.	1	2	3	4	5	6	Description	No. off	Mati. Spec.	Cl. of Equip.	Plate No.
											M.R. L.M.	

**SERVICES  
FIRE PROTECTION SYSTEM IN FUSELAGE**

Ref. No	Part No	Description	No. off	Matl. Spec.	Cl. of Equip.	Plate No.
					M.R. L.M.	
	E.A1.60.1	<b>FIRE PROTECTION SYSTEM IN FUSELAGE, ASSEMBLY (PRE.-MOD. 2614) Spares for:—</b>	—	—	—	
5034	E.A1.60.15	Bush ... ..	86	—	C	
12K/1316	†	Cartridge, electric No. 1 Mk. 3 (Mod. 3521) ...	1	—	C	
28F/14384	AGS.1116/C	Cone, elbow ... ..	1	—	C	
28F/9724	AGS.1120/10	Cone, tee ... ..	1	—	C	
28F/9705	AGS.1102/C	Cone, union ... ..	2	—	C	
28F/9706	AGS.1102/D	Cone, union ... ..	3	—	C	
28F/9714	AGS.1111/C	Cone, union, flanged ... ..	2	—	C	
		Attaching parts for AGS.1111/C:—				
28D/9436920	A25/1C	Bolt, 2 BA ... ..	3	—	C	
28M/10288	AGS.2001/C/1	Nut, 2 BA ... ..	3	—	C	
	GRAVINER CO. LTD.					
27N/100 or 27N/152	†	Extinguisher, fire ... ..	1	—	A	
		Attaching parts for 27N/100 or 27N/152:—				
28D/12811	A25/16B	Bolt, 4 BA ... ..	4	—	C	
28M/10287	AGS.2001/B/1	Nut, 4 BA ... ..	4	—	C	
28S/12072	A31/C48	Screw, 2 BA ... ..	2	—	C	
11400	E.A2.60.25	Strap, front ... ..	4	—	C	
	E.A2.60.27	Strap, rear ... ..	4	—	—	
11394	E.A2.60.11	Trunnion, plain (Mod. 1425) ... ..	2	DTD.126A	C	
11395	E.A2.60.13	Trunnion, screw (Mod. 1425) ... ..	2	DTD.126A	C	
296	E.A1.60.49	Fairlead, assembly, wing support at fuselage ...	2	LFS.21	C	
		Attaching parts for E.A1.60.49:—				
28D/9419452	A25/3B	Bolt, 4 BA ... ..	4	—	C	
28M/10287	AGS.2001/B/1	Nut, 4 BA ... ..	4	—	C	
28W/9419474	SP.15/B	Washer ... ..	4	—	C	
	GRAVINER CO. LTD.					
27N/63	1087/E/H10	Head, flame detector switch ... ..	1	—	B	
	GRAVINER CO. LTD.					
27N/67	1087/E/H15	Head, flame detector switch ... ..	2	—	B	
	GRAVINER CO. LTD.					
27N/71	1087/E/H20	Head, flame detector switch ... ..	1	—	B	
28F/8235	AGS.1142/F	Nipple, adaptor ... ..	2	—	C	
21572	E.A1.60.167	Pipe, assembly, spray from cone tee at frame 27A (Mod 1425) ... ..	1	L.65	C	
20787	E.B7.60.15	Pipe, assembly, from cone tee to reducing union connection (Mod. 1425) ... ..	1	L.56	C	
20788	E.B7.60.17	Pipe, assembly, from fire extinguisher to reducing union at frame 27A (Mod. 1425) ... ..	1	L.56	C	
297	E.A1.60.137	Pipe, assembly, on bulkhead at frame 12 in centre fuselage ... ..	1	L.56	C	
298	E.A1.60.139	Pipe, assembly, from coupling at frame 12 to coupl- ing at frame 13 ... ..	1	L.56	C	

**SERVICES  
FIRE PROTECTION SYSTEM IN FUSELAGE**

Ref. No	Part No.	Description	No. off	Matl. Spec.	Cl. of Equip.	Plate No.
					M.R. L.M.	
		1 2 3 4 5 6				
299	E.A1.60.141	Pipe, assembly, from coupling at frame 13 to 4 way junction piece at frame 18 ... ..	1	L.56	C	
300	E.A1.60.143	Pipe, assembly, from 4 way piece at frame 18 to elbow piece at frame 27 ... ..	1	L.56	C	
303	E.A1.60.149	Pipe, assembly, from 4 way piece at frame 18 to port wing connection ... ..	1	L.56	C	
304	E.A1.60.151	Pipe, assembly, from 4 way piece at frame 18 to starboard wing connection ... ..	1	L.56	C	
12234	E.A1.60.165	Pipe, assembly, from elbow at frame 27A to cone tee (Mod. 1425) ... ..	1	L.56	C	
	GRAVINER CO. LTD.					
27N/61	1087/E/W	Switch flame detector, Mk. 4 ... ..	4	—	A	
		Attaching parts for 1087/E/W:—				
28D/9140202	AS.1246/1C	Bolt, 2 BA ... ..	4	—	C	
28M/10288	AGS.2001/C/1	Nut, 2 BA ... ..	4	—	C	
28W/9419475	SP.15/C	Washer ... ..	4	—	C	
28F/12244	AGS.1125/10	Union, piece, 4 way ... ..	1	—	C	
28F/12959	AGS.1108/C	Union, reducing ... ..	1	—	C	
7782	EEAS.21/1ER	Washer ... ..	4	—	C	
	E.B6.60.1	<b>FIRE PROTECTION SYSTEM IN FUSELAGE, ASSEMBLY (MOD. 2614)</b> Spares for this assembly are identical with those for assembly Part No. E.A1.60.1 on page 1001 except for the following deletions. Delete:—	—	—	—	
5034	E.A1.60.15 GRAVINER CO. LTD.	Bush ... ..	86	—	C	
27N/63	1087/E/H10 GRAVINER CO. LTD.	Head, flame detector switch ... ..	1	—	B	
27N/62	1087/E/H15 GRAVINER CO. LTD.	Head, flame detector switch ... ..	2	—	B	
27N/71	1087/E/H20 GRAVINER CO. LTD.	Head, flame detector switch ... ..	1	—	B	
27N/61	1087/E/W	Switch, flame detector, Mk. 4 ... ..	4	—	A	
7782	EEAS.21/1ER	Washer ... ..	4	—	C	

**Pages 1003 to 1012 not issued**

**SERVICES  
FIRE PROTECTION SYSTEM IN FUSELAGE**

Ref. No	Part No	Description	No. off	Mater. Spec	Cl. of Equip.	Plate No.
					M.R. L.M.	
<b>SUMMARY OF STOCK ITEMS USED ON FIRE PROTECTION SYSTEM IN FUSELAGE, ASSEMBLY</b>						
28D/1008147	A25/1A	Bolt, 6 BA, hex. head 0.4" long	...	...		C
28D/1010658	A25/1B	Bolt, 4 BA, hex. head 0.45" long	...	...		C
28D/1008149	A25/2B	Bolt, 4 BA, hex. head 0.55" long	...	...		C
28D/9419452	A25/3B	Bolt, 4 BA, hex. head 0.7" long	...	...		C
28D/12846	A25/15B	Bolt, 4 BA, hex. head 1.9" long	...	...		C
28D/12811	A25/16B	Bolt, 4 BA	...	...		C
28D/9436920	A25/1C	Bolt, 2 BA, hex. head 0.5" long	...	...		C
28D/1011248	A25/16E	Bolt, 1/2" BSF, hex. head 2.05" long	...	...		C
28D/9140202	AS.1246/1C	Bolt, 2 BA, round head 0.5" long	...	...		C
28F/9706	AGS.1102/D	Coupling	...	...		C
28F/9716	AGS.1118/C	Coupling	...	...		C
28F/12244	AGS.1125/10	Coupling	...	...		C
28F/9619	AGS.1142/C	Nipple	...	...		C
28F/8235	AGS.1142/F	Nipple	...	...		C
28M/10286	AGS.2001/A/1	Nut, stiff, 6 BA	...	...		C
28M/10287	AGS.2001/B/1	Nut, stiff, 4 BA	...	...		C
28M/10288	AGS.2001/C/1	Nut, stiff, 2 BA	...	...		C
28M/10290	AGS.2001/E/1	Nut, stiff, 1/2" BSF	...	...		C
28F/10801	AGS.1143/C	Plug	...	...		C
28S/7028	AGS.247/2	Screw 0 BA cheese head	...	...		C
28S/12072	A31/C48	Screw, 2 BA cheese head 1.5" long	...	...		C
28F/9714	AGS.1111/C	Union	...	...		C
28W/9419473	SP.15/A	Washer, 6 BA, plain	...	...		C
28W/9419474	SP.15/B	Washer, 4 BA, plain	...	...		C
28W/9419475	SP.15/C	Washer, 2 BA, plain	...	...		C
28W/9419405	SP.15/E	Washer, 1/2" BSF, plain	...	...		C
28W/9419466	SP.16/B	Washer, 4 BA, plain	...	...		C

**SERVICES**  
**FIRE PROTECTION SYSTEM IN WING, PORT**

Ref. No.	Part No.	Description	No. off	Mati. Spec.	Cl. of Equip.	Plate No.
					M.R. L.M.	
	E.A1.60.3	<b>FIRE PROTECTION SYSTEM IN WING, PORT, ASSEMBLY</b>	—	—	—	
		Spares for:—				
3624	E.A1.60.41	<b>BRACKET</b> , support, fire extinguisher, dual head	1	—	C	
		Attaching parts for E.A1.60.41:—				
28D/1010658	A25/1B	Bolt, 4 BA ... ..	4	—	C	
28M/10287	AGS.2001/B/1	Nut, 4 BA ... ..	4	—	C	
3411	EEAS.28/2EU	Washer ... ..	4	—	C	
12K/1316	†	<b>CARTRIDGE</b> , electric, No. 1 Mk.3 (Mod. 3521) ...	1	—	C	
12K/1317	†	<b>CARTRIDGE</b> , electric, No. 1 Mk.3 (Mod. 3521) ...	1	—	C	
512	E.A1.60.39	<b>ELBOW</b> , connection, at fire extinguisher bottle, dual head	1	—	C	
	GRAVINER CO. LTD.					
27N/102	†	<b>EXTINGUISHER</b> , fire, dual head ... ..	1	—	A	
or						
27N/155	†	<b>EXTINGUISHER</b> , fire, dual head ... ..	1	—	A	
		Attaching parts for Ref. 27N/102 or 27N/155:—				
3410	E.A1.60.121	Bolt, strap ... ..	1	S.92	C	
28D/1010658	A25/1B	Bolt, 4 BA ... ..	6	—	C	
28M/10237	AGS.2001/B/1	Nut, 4 BA ... ..	6	—	C	
1703	E.A1.60.33	Strap, assembly ... ..	1	—	C	
1704	E.A1.60.21	Trunnion, screwed, 2 BA ... ..	1	DTD.126A	C	
1705	E.A1.60.23	Trunnion, plain ... ..	1	DTD.126A	C	
3411	EEAS.28/2EU	Washer ... ..	6	—	C	
	E.B7.60.19	<b>FIRE PROTECTION SYSTEM, ZONE 2, ENGINE BAY, ASSEMBLY (MOD. 1403)</b>	—	—	—	
		Spares for:—				
21507	E.A1.60.117	<b>BLOCK</b> , location, fire bottle head ... ..	1	—	C	
		Attaching parts for E.A1.60.117:—				
28D/1214856	AS.1246/4B	Bolt, 4 BA ... ..	4	—	C	
28M/10287	AGS.2001/B/1	Nut, 4 BA ... ..	4	—	C	
28W/9419474	SP.15/B	Washer ... ..	4	—	C	
13002	E.B7.60.35	<b>BRACKET, FIRE EXTINGUISHER BOTTLE MOUNTING, ASSEMBLY</b>	2	—	B	
		Spares for:—				
13003	E.B7.60.45	<b>STRAP</b> , mounting ... ..	2	L.72	C	
		Attaching parts for E.B7.60.45:—				
28D/1212276	A25/15B	Bolt, 4 BA ... ..	2	—	C	
28M/10287	AGS.2001/B/1	Nut, 4 BA ... ..	2	—	C	
28S/1011481	A31/C48	Screw, 2 BA ... ..	1	—	C	
1704	E.A1.60.21	Trunnion, screwed, 2 BA ... ..	1	DTD.126A	C	
1705	E.A1.60.23	Trunnion, plain ... ..	1	DTD.126A	C	
		Attaching parts for E.B7.60.35:—				
28D/1010658	A25/1B	Bolt, 4 BA ... ..	14	—	C	
28M/10287	AGS.2001/B/1	Nut, 4 BA ... ..	14	—	C	
28W/9419474	SP.15/B	Washer ... ..	14	—	C	

**SERVICES  
FIRE PROTECTION SYSTEM IN WING, PORT**

Ref. No.	Part No.	Description	No. off	Matl. Spec.	Cl. of Equip.	Plate No.
					M.R. L.M.	
	E.B7.60.37	BRACKET, block location support ... ..	1	—	—	
	E.B7.60.38	BRACKET, block location support ... ..	1	—	—	
		Attaching parts for E.B7.60.37 and E.B7.60.38:—				
28D/1010658	A25/1B	Bolt, 4 BA ... ..	3	—	C	
28M/10287	AGS.2001/B/1	Nut, 4 BA ... ..	3	—	C	
28W/9419474	SP.15/B	Washer ... ..	3	—	C	
	17529	EEAS.143/23		L.72	C	
		CLIP, pipe 3/8" o/d ... ..	2			
		Attaching parts for EEAS.143/23:—				
28D/9436920	A25/1C	Bolt, 2 BA ... ..	1	—	C	
28M/10288	AGS.2001/C/1	Nut, 2 BA ... ..	1	—	C	
18852	EEAS.21/2DR	Washer ... ..	2	L.72	C	
	13004	E.B7.60.29		—	C	
	13005	E.B7.60.31		—	C	
		CLIP, pipe, special ... ..	1			
		CLIP, pipe, special ... ..	3			
		Attaching parts for E.B7.60.29 and E.B7.60.31:—				
28D/9435710	A25/11C	Bolt, 2 BA ... ..	2	—	C	
28M/10288	AGS.2001/C/1	Nut, 2 BA ... ..	2	—	C	
28W/9419402	SP.13/C	Washer ... ..	2	—	C	
	27N/100	GRAVINER CO. LTD. TYPE. 12A		—	A	
	or					
	27N/152	†		—	A	
28F/9439897	AGS.1142/E	EXTINGUISHER, fire ... ..	1			
28F/8100897	AGS.1142/F	EXTINGUISHER, fire ... ..	1	—	A	
13006	E.B7.60.21	NIPPLE, adaptor ... ..	3	—	C	
		NIPPLE, adaptor ... ..	4	—	C	
		PIPE, assembly, from fire extinguisher bottle to bulkhead connection	1	DTD.323	C	
13007	E.B7.60.23	PIPE, assembly, top spray, from bulkhead connection to reducing union	1	L.55	C	
13008	E.B7.60.25	PIPE, assembly, side spray, from reducing union to pipe coupling	1	L.55	C	
13009	E.B7.60.27	PIPE, assembly, bottom spray from pipe coupling	1	L.55	C	
	E.A1.60.55	UNION, bulkhead inboard engine rib (Make from Ref. 28F/9157486)	1	—	LM	
		Attaching parts for E.A1.60.55:—				
28D/9133011	A25/2C	Bolt, 2 BA ... ..	3	—	C	
28M/10288	AGS.2001/C/1	Nut, 2 BA ... ..	3	—	C	
28W/9419402	SP.13/C	Washer ... ..	3	—	C	
	13010	E.B7.60.39		S.110	C	
	13011	E.B7.60.41		S.110	C	
28F/8100897	AGS.1142/F	UNION, coupling ... ..	1			
513	E.A1.60.3A	NIPPLE, adaptor ... ..	2	—	C	
		PIPE, assembly, from wing fuselage joint to fire extinguisher bottle	1	L.56	C	
27422	E.B7.60.11	PIPE, assembly, from fire extinguisher bottle to inboard engine rib connection	1	L.56	C	
	E.A1.60.55	UNION, bulkhead, inboard engine rib (Make from Ref. 28F/9157486)	1	—	LM	
		Attaching parts for E.A1.60.55:—				
28D/9133011	A25/2C	Bolt, 2 BA ... ..	3	—	C	
28M/10288	AGS.2001/C/1	Nut, 2 BA ... ..	3	—	C	
28W/9419475	SP.15/C	Washer ... ..	3	—	C	

Pages 1017 to 1026 not issued

**SERVICES**  
**FIRE PROTECTION SYSTEM IN WING, STARBOARD**

Ref. No.	Part No.	Description	No. off	Matl. Spec.	Cl. of Equip.		Plate No.
					M.R.	L.M.	
	E.A1.60.4	<b>FIRE PROTECTION SYSTEM IN WING STARBOARD, ASSEMBLY</b>	—	—	—		
		Spares for:—					
3624	E.A1.60.41	<b>BRACKET</b> , support, fire extinguisher, dual head	1	—	—	C	
		Attaching parts for E.A1.60.41:—					
28D/1010658	A25/1B	Bolt, 4 BA ... ..	4	—	—	C	
28M/10287	AGS.2001/B/1	Nut, 4 BA ... ..	4	—	—	C	
3411	EEAS.28/2EU	Washer ... ..	4	—	—	C	
12K/1316	†	<b>CARTRIDGE</b> , electric, No. 1, Mk. 3 (Mod. 3521) ...	1	—	—	C	
12K/1317	†	<b>CARTRIDGE</b> , electric, No. 1, Mk. 3 (Mod. 3521) ...	1	—	—	C	
512	E.A1.60.39	<b>ELBOW</b> , connection at fire extinguisher bottle, dual head	1	—	—	C	
	GRAVINER CO. LTD.						
27N/102	†	<b>EXTINGUISHER</b> , fire, dual head ... ..	1	—	—	A	
or							
27N/155	†	<b>EXTINGUISHER</b> , fire, dual head ... ..	1	—	—	A	
		Attaching parts for Ref. 27N/102 or 27N/155:—					
3410	E.A1.60.121	Bolt, strap ... ..	1	5.92	—	C	
28D/1010658	A25/1B	Bolt, 4 BA ... ..	6	—	—	C	
28M/10287	AGS.2001/B/1	Nut, 4 BA ... ..	6	—	—	C	
1703	E.A1.60.33	Strap, assembly ... ..	1	—	—	C	
1704	E.A1.60.21	Trunnion, screwed ... ..	1	DTD.126A	—	C	
1705	E.A1.60.23	Trunnion, plain ... ..	1	DTD.126A	—	C	
3411	EEAS.28/2EU	Washer ... ..	6	—	—	C	
	E.B7.60.20	<b>FIRE PROTECTION SYSTEM, ZONE 2, ENGINE BAY, ASSEMBLY (MOD. 1403)</b>	—	—	—		
		Spares for:—					
21507	E.A1.60.117	<b>BLOCK</b> , location, fire bottle head ... ..	1	—	—	C	
		Attaching parts for E.A1.60.117:—					
28D/1214866	AS.1246/4B	Bolt, 4 BA ... ..	4	—	—	C	
28M/10287	AGS.2001/B/1	Nut, 4 BA ... ..	4	—	—	C	
28W/9419474	SP.15/B	Washer ... ..	4	—	—	C	
13002	E.B7.60.35	<b>BRACKET, FIRE EXTINGUISHER BOTTLE, MOUNTING, ASSEMBLY</b>	2	—	—	B	
		Spares for:—					
13003	E.B7.60.45	<b>STRAP</b> , mounting ... ..	2	L.72	—	C	
		Attaching parts for E.B7.60.45:—					
28D/1212276	A25/15B	Bolt, 4 BA ... ..	2	—	—	C	
28M/10287	AGS.2001/B/1	Nut, 4 BA ... ..	2	—	—	C	
28S/1011481	A31/C48	Screw, 2 BA ... ..	1	—	—	C	
1704	E.A1.60.21	Trunnion, screwed ... ..	1	DTD.126A	—	C	
1705	E.A1.60.23	Trunnion, plain ... ..	1	DTD.126A	—	C	
		Attaching parts for E.B7.60.35:—					
28D/1010658	A25/1B	Bolt, 4 BA ... ..	14	—	—	C	
28M/10287	AGS.2001/B/1	Nut, 4 BA ... ..	14	—	—	C	
28W/9419474	SP.15/B	Washer ... ..	14	—	—	C	

**SERVICES  
FIRE PROTECTION SYSTEM IN WING, STARBOARD**

Ref. No.	Part No.	Description	No. off	Mtrl. Spec.	Cl. of Equip.		Plate No.
					M.R.	L.M.	
	E.B7.60.37	BRACKET, block location support ... ..	1	—	—		
	E.B7.60.38	BRACKET, block location support ... ..	1	—	—		
		Attaching parts for E.B7.60.37 and E.B7.60.38:—					
28D/1010658	A25/1B	Bolt, 4:BA ... ..	3	—	C		
28M/10287	AGS.2001/B/1	Nut, 4:BA ... ..	3	—	C		
28W/9419474	SP.15/B	Washer ... ..	3	—	C		
12K/1316	†	CARTRIDGE, No. 1 Mk. 3 (Mod. 3521) ... ..	1	—	C		
17529	EEAS.143/23	CLIP, pipe 3/8" o/d ... ..	2	L.72	C		
		Attaching parts for EEAS.143/23:—					
28D/9436920	A25/1C	Bolt, 2:BA ... ..	1	—	C		
28M/10288	AGS.2001/C/1	Nut, 2:BA ... ..	1	—	C		
18852	EEAS.21/2DR	Washer ... ..	2	L.72	C		
13004	E.B7.60.29	CLIP, pipe, special ... ..	1	—	C		
13005	E.B7.60.31	CLIP, pipe, special ... ..	3	—	C		
		Attaching parts for E.B7.60.29 and E.B7.60.31:—					
28D/9435710	A25/11C	Bolt, 2:BA ... ..	2	—	C		
28M/10288	AGS.2001/C/1	Nut, 2:BA ... ..	2	—	C		
28W/9419402	SP.13/C	Washer ... ..	2	—	C		
	GRAVINER CO. LTD.						
27N/100	TYPE. 12A	EXTINGUISHER, fire ... ..	1	—	A		
or							
27N/152	†	EXTINGUISHER, fire ... ..	1	—	A		
28F/9439897	AGS.1142/E	NIPPLE, adaptor ... ..	3	—	C		
28F/8011897	AGS.1142/F	NIPPLE, adaptor ... ..	4	—	C		
13012	E.B7.60.22	PIPE, assembly, from fire extinguisher bottle to bulkhead connection	1	DTD.323	C		
13013	E.B7.60.24	PIPE, assembly, top spray, from bulkhead con- nection to reducing union	1	L.55	C		
13014	E.B7.60.26	PIPE, assembly, side spray from reducing union to pipe coupling	1	L.55	C		
13015	E.B7.60.28	PIPE, assembly, bottom spray from pipe coupling	1	L.55	C		
	E.A1.60.55	UNION, bulkhead, inboard engine rib (Make from Ref. 28F/9157486)	1	—	LM		
		Attaching parts for E.A1.60.55:—					
28D/9133011	A25/2C	Bolt, 2:BA ... ..	3	—	C		
28M/10288	AGS.2001/C/1	Nut, 2:BA ... ..	3	—	C		
28W/9419402	SP.13/C	Washer ... ..	3	—	C		
13010	E.B7.60.39	UNION, special, reducing ... ..	1	S.110	C		
13011	E.B7.60.41	UNION, pipe, reducing ... ..	1	S.110	C		
28F/8011897	AGS.1142/F	NIPPLE, adaptor ... ..	2	—	C		
21403	E.A1.60.163	PIPE, assembly, from fire extinguisher bottle to wing fuselage connection	1	L.56	C		
	E.B7.60.12	PIPE, assembly, from fire extinguisher bottle to inboard engine rib connection	1	L.56	—		
	E.A1.60.55	UNION, bulkhead, inboard engine rib (Make from Ref. 28F/9157486)	1	—	LM		
		Attaching parts for E.A1.60.55:—					
28D/9133011	A25/2C	Bolt, 2:BA ... ..	3	—	C		
28M/10288	AGS.2001/C/1	Nut, 2:BA ... ..	3	—	C		
28W/9419475	SP.15/C	Washer ... ..	3	—	C		

**Pages 1029 to 1038 not issued**

**SERVICES**  
**FIRE PROTECTION SYSTEM IN PORT AND STARBOARD WINGS**

Ref. No.	Part No.	Description	No. off	Matl. Spec.	Cl. of Equip.	Plate No.
					M.R. L.M.	
		1 2 3 4 5 6				
		<b>SUMMARY OF STOCK ITEMS USED ON FIRE PROTECTION SYSTEM IN PORT AND STARBOARD WING ASSEMBLY</b>				
28F/9439897	AGS.1142/E	Adaptor, nipple ... ..			C	
28F/8011897	AGS.1142/F	Adaptor, nipple ... ..			C	
28D/1010658	A25/1B	Bolt, 4 BA, hex. head, 0"5 long ... ..			C	
28D/1212276	A25/15B	Bolt, 4 BA, hex. head, 1"9 long ... ..			C	
28D/9436920	A25/1C	Bolt, 2 BA, hex. head, 0"5 long ... ..			C	
28D/9133011	A25/2C	Bolt, 2 BA, hex. head, 0"6 long ... ..			C	
28D/9435710	A25/11C	Bolt, 2 BA, hex. head ... ..			C	
28D/1214866	AS.1246/4B	Bolt, 4 BA ... ..			C	
28M/10287	AGS.2001/B/1	Nut, stiff, 4 BA ... ..			C	
28M/10288	AGS.2001/C/1	Nut, stiff, 2 BA ... ..			C	
28S/1011481	A31/C48	Screw, 2 BA, cheese head, 1½" long ... ..			C	
28W/9419402	SP.13/C	Washer, 2 BA, plain ... ..			C	
28W/9419474	SP.15/B	Washer, 4 BA, plain ... ..			C	
28W/9419475	SP.15/C	Washer, 2 BA, plain ... ..			C	

Ref. No.	Part No.							No. off	Mati. Spec.	Cl. of Equip.	Plate No.
		1	2	3	4	5	6			M.R. L.M.	

**SERVICES**  
**FUEL SYSTEM IN PORT WING**

Ref. No.	Part No.	Description	No. off	Matl. Spec.	Cl. of Equip.	Plate No.
					M.R. L.M.	
	E.B6.57.17	<b>FUEL SYSTEM IN PORT WING, ASSEMBLY (MOD. 1478)</b>	—	—	—	
	E.B7.57.97	Spares for:— <b>INSTALLATION OF FUEL RECUPERATOR IN OUTER WING</b>	—	—	—	
		Spares for:—				
33736	E.B7.57.123	<b>Anchor</b> , locking wire, banjo connection at outer rib 1 (Make from EEAS.20/1FR)	1	L.72	C	
24667	E.B7.57.41	<b>Bracket</b> , recuperator mounting ... ..	1	—	C	
12398	E.B7.57.103	<b>Pipe</b> , assembly, air balance from reducing union to tee piece in air line	1	L.56	C	
12399	E.B7.57.105	<b>Pipe</b> , assembly, from recuperator non-return bleed valve to reducing union connection	1	L.56	C	
12400	E.B7.57.107	<b>Pipe</b> , assembly, from reducing union connection to connection aft of main spar, fuel bleed line	1	L.56	C	
12401	E.B7.57.109	<b>Pipe</b> , assembly, drain, from fuel recuperator connection to connection at outer wing rib 1	1	L.56	C	
12402	E.B7.57.113	<b>Pipe</b> , assembly, air balance, from recuperator air inlet, to reducing tee	1	L.56	C	
12403	E.B7.57.115	<b>Pipe</b> , assembly, air balance, from reducing tee to connection aft of main spar	1	L.56	C	
12404	E.B7.57.117	<b>Pipe</b> , assembly, air balance, from banjo fitting at outer rib 1 to non-return valve in recuperator air supply line	1	L.56	C	
12405	E.B7.57.119	<b>Pipe</b> , assembly, air balance, from reducing valve to recuperator air inlet valve	1	L.56	C	
26644	E.B7.57.151	<b>Pipe</b> , assembly, recuperator discharge, from connection at wing rib 1 to drain adaptor outlet	1	L.56	C	
12406	E.B7.57.167	<b>Pipe</b> , assembly, air balance, from reducing valve to reducing union	1	L.56	C	
12407	E.B7.57.277	<b>Pipe</b> , assembly, recuperator air supply, from non-return valve to reducing valve	1	L.56	C	
27F/2732	SELF PRIMING ENG. CO. LTD Mk.2 or Mk.3	<b>Recuperator</b> (E.B7.57.87) (Mod. 1954) ... ..	1	—	A	
12408	E.B7.57.77	<b>STRAP, RECUPERATOR MOUNTING, GROUP</b>	1	—	C	
		Spares for:—				
28U/14094	AS.2381	<b>Rod</b> , tension, 1/4" BSF ... ..	1	—	C	
12409	E.B7.57.57	<b>Trunnion</b> , L.H. ... ..	1	S.95	C	
12410	E.B7.57.63	<b>Trunnion</b> , R.H. ... ..	1	S.95	C	
27VB/5119	HYMATIC ENG. CO. LTD. C.51690	<b>Valve</b> , reducing, type PS.29/16 (E.B7.57.183), recuperator air supply	1	—	A	
27F/2853	SAUNDERS 703A.A.04 or VICKERS	<b>Valve</b> , non-return, 1/2" ... ..	1	—	A	
27F/ 18852	ARMSTRONG A.5494 Mk.C EEAS.21/2DR	<b>Washer</b> , special, 20 SWG ... ..	3	L.72	C	

**SERVICES  
FUEL SYSTEM IN PORT WING**

Ref. No.	Part No.	Description	No. off	Matl. Spec.	Cl. of Equip.		Plate No.
					M.R.	L.M.	
		1 2 3 4 5 6					
28495	EEAS.21/8DR EEAS.21/8DRH	Washer, special, 20 SWG ... .. Washer, special, 20 SWG, bonding ... ..	10 QR	L.72 L.72	— C		
	E.A6.57.51	<b>PIPES, FUEL AND AIR, IN ENGINE NACELLE, ASSEMBLY</b> Spares for:—	—	—	—		
1255	E.A1.57.259	Clip, pipe, special ... ..	3	L.72	C		
6383	E.A3.57.417	Clip, pipe, special ... ..	1	L.72	C		
7136	EEAS.143/21 EEAS.77/81	Clip, pipe, 1/2" o/d. ... .. Hose, rubber, 1 1/4" i/d. x 1 1/2" o/d. x 3" long, type 1 (Make from Ref. 32C/377)	3 1	L.16 DTD.625	— —		
1669	E.A3.57.35	Pipe, assembly, air continuation, from non-return valve to reducing union	1	T.26	C		
1661	E.A3.57.37	Pipe, assembly, fuel continuation from coupling in inner wing to coupling in engine nacelle	1	T.26	C		
1665	E.A3.57.41	Pipe, assembly, air continuation, from coupling in inner wing to coupling union in engine nacelle	1	T.26	C		
1667	E.A3.57.43	Pipe, assembly, air continuation, from coupling union in engine nacelle to coupling in outer wing	1	T.26	C		
1671	E.A3.57.45	Pipe, assembly, air continuation, from coupling in inner wing to reducing union in engine bay	1	T.26	C		
1446	EEAS.66/5 VICKERS	Ring, clamping, 1 1/2" i/d. ... ..	2	L.72	C		
27F/2743	A.5287/C	Valve, non-return, air supply line ... ..	1	—	A		
	E.A1.57.245	<b>PIPES, FUEL TRANSFER, RIB 1, IN INNER WING DROP TANK, ASSEMBLY</b> Spares for:—	—	—	—		
1255	E.A1.57.259 EEAS.77/81	Clip, pipe, special ... .. Hose, rubber, 1 1/4" i/d. x 1 1/2" o/d. x 3" long, type 1 (Make from Ref. 32C/377)	5 2	L.72 DTD.625	C C		
2725	E.A1.57.1257	Pipe, fuel, 1 1/4" o/d. x 20 SWG ... ..	1	L.56	C		
2723	E.A1.57.1259	Pipe, fuel, 1 1/4" o/d. x 20 SWG ... ..	1	L.56	C		
1446	EEAS.66/5	Ring, clamping, 1 1/2" i/d. ... ..	4	L.72	C		
	E.A1.57.247	<b>PIPES, FUEL TRANSFER AND AIR, IN INNER WING, DROP TANK, ASSEMBLY</b> Spares for:—	—	—	—		
17525	EEAS.143/10	Clip, pipe, single, 1/2" o/d. ... ..	4	L.72	C		
1145	E.A1.57.317 EEAS.77/33	Clip, pipe, special ... .. Hose, rubber, 1/2" i/d. x 3/4" o/d. x 2" long, type 1 (Make from 32C/408)	2 2	L.72 DTD.625	C LM		
	EEAS.77/81	Hose, rubber, 1 1/4" i/d. x 1 1/2" o/d. x 3" long, type 1 (Make from Ref. 32C/377)	1	DTD.625	LM		
1261	E.A6.57.103	Pipe, fuel, 1 1/4" o/d. x 20 SWG ... ..	1	L.56	C		
1675	E.A6.57.105	Pipe, air, 1/2" o/d. x 20 SWG ... ..	1	L.56	C		
1673	E.A6.57.107	Pipe, air, 1/2" o/d. x 20 SWG ... ..	1	L.56	C		
1446	EEAS.66/5	<b>RING, clamping 1 1/2" i/d. ... ..</b>	2	L.72	C		

**SERVICES**  
**FUEL SYSTEM IN PORT WING**

Ref. No	Part No.	Description	No. off	Matl. Spec.	Cl. of Equip.	Plate No.
					M.R. L.M.	
		1 2 3 4 5 6				
	E.A1.57.255	<b>PIPES, FUEL, TRANSFER AND AIR, IN OUTER WING, DROP TANK, ASSEMBLY</b>	—	—	—	
		Spares for:—				
1145	E.A1.57.317	Clip, pipe, special	5	L.72	C	
	EEAS.77/33	Hose, rubber, 1/4" i/d. x 3/4" o/d. x 2" long, type 1 (Make from 32C/408)	2	DTD.625	LM	
	EEAS.77/81	Hose, rubber, 1/4" i/d. x 1 1/4" o/d. x 3" long, type 1 (Make from 32C/377)	1	DTD.625	LM	
1284	E.A6.57.93	Pipe, fuel, 1 1/2" o/d. x 20 SWG	1	L.56	C	
1285	E.A6.57.95	Pipe, fuel, 1 1/2" o/d. x 20 SWG	1	L.56	C	
1286	E.A6.57.97	Pipe, air, 1/2" o/d. x 20 SWG	1	L.56	C	
1287	E.A6.57.99	Pipe, air, 1/2" o/d. x 20 SWG	1	L.56	C	
1446	EEAS.66/5	Ring, clamping, 1 1/2" i/d.	2	L.72	C	
	SELF PRIMING ENG. CO. LTD.					
27F/2152	S.P.E.1706	Valve, non-return, type P24A Mk.2 (Pre Mod. 2690)	1	—	A	
27F/5178	†	Valve, non-return, type P24A Mk.3 (Mod. 2690)	1	—	A	
	E.B7.57.9	<b>PIPES, FUEL DELIVERY, INTEGRAL TANK, ASSEMBLY</b>	—	—	—	
		Spares for:—				
5917	E.A6.57.81	Adaptor, nipple, non-return valve to emergency line fuel cock actuator connection	1	S.94	C	
24669	E.B6.57.43	Bracket, support, actuated fuel cock, rear	1	L.72	C	
	E.B6.57.45	Bracket, support, actuated fuel cock, front	1	L.72	—	
1255	E.A1.57.259	Clip, pipe, special	1	L.72	C	
	E.B6.57.51	Clip, pipe, at rib 2A	1	L.72	—	
	E.E. C. LTD. BRADFORD Type 219 Mk.1					
		<b>COCK, FUEL, ACTUATED, ASSEMBLY</b>	2	—	—	
		Consisting of:—				
5W/328	†	Actuator, type 200	1	—	A	
5W/343	†	Adaptor, c/w label	1	—	B	
	SAUNDERS					
	E.42.A10	Cock	1	—	A	
28M/10288	AGS.2001/C/1	Nut, stiff, 2 BA	2	—	C	
5904	E.B6.57.25	Packing, fireproof, for fuel pipe through rib 1	1	Bells Miliboard	C	
5905	E.B6.57.13	Pipe, branch assembly, from actuated fuel cock connections to tank connections at rib 2	1	T.26	C	
5906	E.B6.57.31	Pipe, assembly, drain, integral tank, fuel pump at rib 2	1	L.54	C	
12824	E.B6.57.37	Pipe, assembly, from flexible connection at rib 1 to coupling in engine bay	1	T.26	C	
12885	E.B6.57.35	Pipe, assembly, from rib 1 to actuated fuel cock connection	1	L.56	C	
12411	E.B6.57.39	Pipe, branch assembly, from recuperator connection to non-return valve and fuel cock connection at rib 2A	1	L.54	C	

**SERVICES  
FUEL SYSTEM IN PORT WING**

Ref. No	Part No.	Description	No. off	Matl. Spec.	Cl. of Equip.		Plate No
					M.R.	L.M.	
		1 2 3 4 5 6					
27576	E.B6.57.149	Pipe, branch assembly, from N.R.V. at rib 2A, to main and wing tank pipe connections (Mod. 2538)	1	T.26		C	
5910	E.A1.57.703	Pipe, assembly, from N.R.V. branch pipe to coupling in engine nacelle	1	T.26		C	
5911	E.A1.57.705	Pipe, assembly, from N.R.V. branch pipe to connection at rib 2B	1	L.56		C	
5912	E.B6.57.23	Ring, fireproof packing retaining, at rib 1	2	S.84		C	
5913	E.B6.57.27	Ring, stiffening, for fireproof packing	1	DTD.124		C	
5914	E.B6.57.83	Steeve, screwed, 1 1/4" BSP. non-return valve to emergency line fuel cock actuator coupling	1	DTD.683		C	
	SELF PRIMING ENG. CO. LTD.						
27F/2152	S.P.E.1706	Valve, non-return, type P24A Mk.2 (Pre Mod. 2690)	2	—		A	
27F/5178	†	Valve, non-return, type P24A Mk.3 (Mod. 2690)	2	—		A	
	E.B7.57.21	<b>PIPES, AIR, IN ENGINE NACELLE, ASSEMBLY</b> ... Spares for:—	—	—		—	
	LOCKHEED MPA.30068/4	<b>FILTER, PUROLATOR, ASSEMBLY</b> ... Spares for:—	1	—		B	
	LOCKHEED MPA.30110	Element, complete	1	—		C	
	LOCKHEED MPA.29540	Gasket	2	—		C	
27M/9672	17726 E.A3.57.471	Pipe, assembly, from restrictor connection to non-return valve connection (Mod. 1013)	1	T.26		C	
5915	E.B6.57.55	Pipe, assembly, from flexible hose joint to running coupling at purolator	1	T.26		C	
12886	E.B7.57.211	Pipe, assembly, from purolator to fuel recuperator banjo connection	1	T.26		C	
12887	E.B7.57.213	Pipe, assembly, from recuperator banjo connection to restrictor connection	1	T.26		C	
1291	E.A1.57.351	Restrictor, drop tank air system	1	DTD.683		C	
1292	E.A1.57.859	Washer, sealing, special	1	LFS.21		C	
	E.B7.57.187	<b>PIPING, RECUPERATOR, AFT OF SPAR, ASSEMBLY</b> Spares for:—	—	—		—	
	E.B7.57.249	Pipe, assembly, air balance, from connection aft of main spar to connection at outer wing rib 1	1	L.56		LM	
28585	E.B7.57.251	Pipe, assembly, air balance across engine nacelle from connection at outer wing rib 1, to connection at inner wing rib 7	1	L.56		C/LM	
	E.B7.57.253	Pipe, assembly, air balance, from connection at rib 7, to connection between ribs 4 and 5 inner wing	1	L.56		LM	

**SERVICES  
FUEL SYSTEM IN PORT WING**

Ref. No.	Part No.	Description	No. off	Matl. Spec.	Cl. of Equip.	Plate No.
					M.R. L.M.	
	E.B7.57.255	Pipe, assembly, air balance, from connection between ribs 4 and 5 to inner wing fuselage connection	1	L.56	LM	
	E.B7.57.257	Pipe, assembly, fuel bleed line, from connection between inner wing ribs 4 and 5 to fuselage connection	1	L.56	LM	
	E.B7.57.259	Pipe, assembly, fuel bleed line, from connection aft of main spar connection at outer wing rib 1	1	L.56	LM	
	E.B7.57.261	Pipe, assembly, fuel bleed line, across engine nacelle, from connection at outer wing rib 1 to connection at inner wing rib 7	1	L.56	LM	
	E.B7.57.263	Pipe, assembly, fuel bleed line, from connection at rib 7 to connection between ribs 4 and 5, inner wing	1	L.56	LM	
12888	EEAS.21/8CR	Washer, special	17	L.72	C	
12889	EEAS.21/8CRH	Washer, special bonding	QR	L.72	C	

Pages <sup>(047)</sup>1045 to 1054 not issued

**SERVICES**  
**FUEL SYSTEM IN STARBOARD WING**

Ref. No.	Part No.	Description	No. off	Matl. Spec.	Cl. of Equip.	Plate No.
					M.R. L.M.	
	E.B6.57.18	<b>FUEL SYSTEM IN STARBOARD WING, ASSEMBLY (MOD. 1478)</b>	—	—	—	
	E.B7.57.98	Spares for:— <b>INSTALLATION OF FUEL RECUPERATOR IN OUTER WING</b>	—	—	—	
		Spares for:—				
38736	E.B7.57.123	<b>Anchor</b> , locking wire, banjo connection at outer wing rib 1 (Make from EEAS.20/1FR)	1	L.72	C	
24668	E.B7.57.42	<b>Bracket</b> , recuperator mounting	1	—	C	
12412	E.B7.57.104	<b>Pipe</b> , assembly, air balance from reducing union to tee piece in air return line	1	L.56	C	
12413	E.B7.57.106	<b>Pipe</b> , assembly, from recuperator non-return bleed valve to reducing union connection	1	L.56	C	
12414	E.B7.57.108	<b>Pipe</b> , assembly, from reducing union connection aft of main spar fuel bleed line	1	L.56	C	
12415	E.B7.57.110	<b>Pipe</b> , assembly, drain, from fuel recuperator connection at outer wing rib 1	1	L.56	C	
12416	E.B7.57.114	<b>Pipe</b> , assembly, air balance, from recuperator air inlet valve to reducing tee	1	L.56	C	
12417	E.B7.57.116	<b>Pipe</b> , assembly, air balance, from reducing tee to connection aft of main spar	1	L.56	C	
12418	E.B7.57.118	<b>Pipe</b> , assembly, air balance, from banjo fitting at outer rib 1 to non-return valve in recuperator air supply line	1	L.56	C	
12419	E.B7.57.120	<b>Pipe</b> , assembly, air balance, from reducing valve to recuperator air inlet valve	1	L.56	C	
26645	E.B7.57.152	<b>Pipe</b> , assembly, recuperator discharge, from connection at wing rib 1 to drain adaptor outlet	1	L.56	C	
12420	E.B7.57.168	<b>Pipe</b> , assembly, air balance, from reducing valve to reducing union	1	L.56	C	
12421	E.B7.57.278	<b>Pipe</b> , assembly, recuperator air supply, from non-return valve to reducing valve	1	L.56	C	
27F/2732	SELF PRIMING ENG. CO. LTD. PRC. 40 Mk.2 or Mk. 3	<b>Recuperator</b> (E.B7.57.87) (Mod. 1954)	1	—	A	
12408	E.B7.57.77	<b>STRAP, RECUPERATOR MOUNTING, GROUP</b>	1	—	C	
		Spares for:—				
28U/14094	AS.2381	<b>Rod</b> , tension, 1/4" BSF	1	—	C	
12409	E.B7.57.57	<b>Trunnion</b> , L.H.	1	S.95	C	
12410	E.B7.57.63	<b>Trunnion</b> , R.H.	1	S.95	C	
27YB/5119	HYMATIC ENG. CO. LTD. C.51690	<b>Valve</b> , reducing, type PS.29/16 (E.B7.57.183), recuperator air supply	1	—	A	

**SERVICES  
FUEL SYSTEM IN STARBOARD WING**

Ref. No.	Part No.	Description	No. off	Matl. Spec.	Cl. of Equip.	Plate No.
					M.R. L.M.	
		1 2 3 4 5 6				
27F/2853	SAUNDERS VALVE CO. LTD. 703.A.A.04 or VICKERS ARMSTRONG LTD.	Valve, non-return, ½"	1	—	A	
27F/18852	A.5494 Mk.C EEAS.21/2DR	Valve, non-return, ½"	1	—	—	
	EEAS.21/8DR	Washer, special, 20 SWG	3	L.72	C	
28495	EEAS.21/8DRH	Washer, special, 20 SWG	10	L.72	—	
		Washer, special, 20 SWG, bonding	QR	L.72	C	
	E.A6.57.52	<b>PIPES, FUEL AND AIR, IN ENGINE NACELLE, ASSEMBLY</b>	—	—	—	
		Spares for:—				
1255	E.A1.57.259	Clip, pipe, special	3	L.72	C	
6383	E.A3.57.417	Clip, pipe, special	1	L.72	C	
7136	EEAS.143/21 EEAS.77/81	Clip, pipe, ½" o/d.	3	L.16	C	
		Hose, rubber, 1½" i/d. x 1½" o/d. x 3" long, type 1 (Make from 32C/377)	1	DTD.625	LM	
1670	E.A3.57.36	Pipe, assembly, from non-return valve to reducing union	1	T.26	C	
1662	E.A3.57.38	Pipe, assembly, fuel continuation, from coupling in inner wing to coupling in engine nacelle	1	T.26	C	
1666	E.A3.57.42	Pipe, assembly, fuel continuation, from coupling in inner wing to coupling in engine nacelle	1	T.26	C	
1668	E.A3.57.44	Pipe, assembly, fuel continuation, from coupling union in engine nacelle to coupling in outer wing	1	T.26	C	
1672	E.A3.57.46	Pipe, assembly, fuel continuation, from coupling in inner wing to reducing union in engine bay	1	T.26	C	
1446	EEAS.66/5 VICKERS	Ring, clamping, 1½" i/d.	2	L.72	C	
27F/2743	A.5287C	Valve, non-return, air supply line	1	—	A	
	E.A1.57.246	<b>PIPES, FUEL TRANSFER, RIB 1, INNER WING DROP TANK, ASSEMBLY</b>	—	—	—	
		Spares for:—				
1255	E.A1.57.259 EEAS.77/81	Clip, pipe, special	5	L.72	C	
		Hose, rubber, 1½" i/d. x 1½" o/d. x 3" long	2	DTD.625	LM	
2724	E.A1.57.1258	Pipe, fuel, 1½" o/d. x 20 SWG	1	L.56	C	
2722	E.A1.57.1260	Pipe, fuel, 1½" o/d. x 20 SWG	1	L.56	C	
1446	EEAS.66/5	Ring, clamping, 1½" i/d.	4	L.72	C	
	E.A1.57.248	<b>PIPES, FUEL TRANSFER AND AIR, IN INNER WING, DROP TANK, ASSEMBLY</b>	—	—	—	
		Spares for:—				
17525	EEAS.143/10	Clip, pipe, single, ½" o/d.	4	L.72	C	
1145	E.A1.57.317 EEAS.77/33	Clip, pipe, special	2	L.72	C	
		Hose, rubber, 1½" i/d. x 2" o/d. x 2" long, type 1 (Make from 32C/408)	2	DTD.625	LM	

**SERVICES**  
**FUEL SYSTEM IN STARBOARD WING**

Ref. No.	Part No	Description	No. off	Matl. Spec.	Cl. of Equip.	Plate No.
					M.R. L.M.	
	EEAS.77/81	Hose, rubber, 1½" i/d. x 1½" o/d. x 3" long, type 1 (Make from 32C/377)	1	DTD.625	LM	
1263	E.A6.57.104	Pipe, fuel, 1½" o/d. x 20 SWG ... ..	1	L.56	C	
1676	E.A6.57.106	Pipe, air, ½" o/d. x 20 SWG ... ..	1	L.56	C	
1674	E.A6.57.108	Pipe, air, ½" o/d. x 20 SWG ... ..	1	L.56	C	
1446	EEAS.66/5	Ring, clamping, 1½" i/d. ... ..	2	L.72	C	
	E.A1.57.256	<b>PIPES, FUEL TRANSFER AND AIR, IN OUTER WING DROP TANK, ASSEMBLY</b>	—	—	—	
		Spares for:—				
1145	E.A1.57.317	Clip, pipe, special ... ..	5	L.72	C	
	EEAS.77/33	Hose, rubber, ½" i/d. x ½" o/d. x 2" long, type 1, (Make from 32C/408)	2	DTD.625	LM	
	EEAS.77/81	Hose, rubber, 1½" i/d. x 1½" o/d. x 3" long, type 1 (Make from 32C/377)	1	DTD.625	LM	
1284	E.A6.57.93	Pipe, fuel, 1½" o/d. x 20 SWG ... ..	1	L.56	C	
1285	E.A6.57.95	Pipe, fuel, 1½" o/d. x 20 SWG ... ..	1	L.56	C	
1286	E.A6.57.97	Pipe, air, ½" o/d. x 20 SWG ... ..	1	L.56	C	
1702	E.A6.57.100	Pipe, air, ½" o/d. x 20 SWG ... ..	1	L.56	C	
1446	EEAS.66/5	Ring, clamping, 1½" i/d. ... ..	2	L.72	C	
	SELF PRIMING ENG. CO. LTD.					
27F/2152	S.P.E.1706	Valve, non-return, type P.24A Mk.2 (Pre Mod. 2690)	1	—	A	
27F/	†	Valve, non-return, type P.24A Mk. 3 (Mod. 2690) ...	1	—	A	
	E.B7.57.10	<b>PIPES, FUEL DELIVERY, INTEGRAL TANK, ASSEMBLY</b>	—	—	—	
		Spares for:—				
5917	E.A6.57.81	Adaptor, nipple, non-return valve to emergency line fuel cock actuator	1	S.94	C	
	E.B6.57.49	Bracket, support, actuated fuel cock, rear ...	1	L.72	—	
	E.B6.57.47	Bracket, support, actuated fuel cock, front ...	1	L.72	—	
1255	E.A1.57.259	Clip, pipe, special, for mounting bracket between ribs 2A and 2	1	L.72	—	
	E.B6.57.52	Clip, pipe, special, at rib 2A ... ..	1	L.72	—	
	E.E. CO. LTD BRADFORD Type 219 Mk.1					
		<b>COCK, FUEL, ACTUATED, ASSEMBLY ...</b>	2	—	—	
		Consisting of:—				
5W/328	†	Actuator, type 200 ... ..	1	—	A	
5W/343	†	Adaptor, c/w label ... ..	1	—	B	
	SAUNDERS					
27F/2237	E.42.A.10	Cock ... ..	1	—	A	
28M/10288	AGS.2001/C/1	Nut, stiff, 2 BA ... ..	1	—	C	
5904	E.B6.57.25	Packing, fireproof, for fuel pipe through rib 1 ...	1	Bells Millboard	C	
5918	E.B6.57.14	Pipe, branch assembly, from actuated fuel cock connections to tank connections at rib 2	1	T.26	C	
5924	E.B6.57.33	Pipe, assembly, drain, integral tank, fuel pump at rib 2	1	L.54	C	

**SERVICES  
FUEL SYSTEM IN STARBOARD WING**

Ref. No	Part No.	Description	No. off	Matl. Spec.	Cl. of Equip.	Plate No
					M.R. L.M.	
		1 2 3 4 5 6				
12891	E.B6.57.38	Pipe, assembly, from flexible connection at rib 1 to engine connection	1	T.26	C	
12892	E.B6.57.36	Pipe, assembly, from flexible coupling at rib 1 to actuated fuel cock connection	1	L.56	C	
12422	E.B6.57.41	Pipe, branch assembly, from recuperator connection to non-return valve and fuel cock connection at rib 2A	1	L.54	C	
27577	E.B6.57.150	Pipe, branch, assembly, from N.R.V. to main and wing tank pipe connections (Mod. 2538)	1	T.26	C	
5922	E.A1.57.704	Pipe, assembly, from N.R.V. branch pipe to coupling in engine nacelle	1	T.26	C	
5911	E.A1.57.705	Pipe, assembly, from N.R.V. branch pipe to connection at rib 2B	1	L.56	C	
5912	E.B6.57.23	Ring, fireproof packing retaining, top half at rib 1	2	S.84	C	
5913	E.B6.57.27	Ring, stiffening, for fireproof packing ... ..	1	DTD.124	C	
5914	E.A6.57.83	Steeve, screwed. 1½" BSP, non-return valve to emergency line fuel cock actuator coupling	1	DTD.683	C	
	SELF PRIMING ENG. CO. LTD.					
27F/2152	S.P.E.1706	Valve, non-return, type P.24A Mk.2 (Pre Mod. 2690)	2	—	A	
27F/	†	Valve, non-return, type P.24A, Mk.3 (Mod. 2690) ...	2	—	A	
	E.B7.57.22	<b>PIPES, AIR, IN ENGINE NACELLE, ASSEMBLY</b> ... Spares for:—	—	—	—	
27M/695	LOCKHEED MPA.30068/4	<b>FILTER, PUROLATOR, ASSEMBLY</b> ... .. Spares for:—	1	—	B	
27M/9671	LOCKHEED MPA.30110	Element, complete ... ..	1	—	C	
27M/9672	LOCKHEED MPA.29540	Gasket ... ..	2	—	C	
17727	E.A3.57.472	Pipe, assembly, from restrictor coupling forward of main spar to non-return valve connection (Mod. 1013)	1	T.26	C	
5925	E.B6.57.56	Pipe, assembly, from hose coupling joint to running coupling at purolator	1	T.26	C	
12893	E.B7.57.212	Pipe, assembly, from purolator to fuel recuperator bays connection	1	T.26	C	
12894	E.B7.57.214	Pipe, assembly, from recuperator bays connection to coupling forward of main spar	1	T.26	C	
1291	E.A1.57.351	Restrictor, drop tank air system ... ..	1	DTD.683	C	
1292	E.A1.57.859	Washer, sealing, special ... ..	1	LFS.21	C	
	E.B7.57.188	<b>PIPE, RECUPERATOR, AFT OF SPAR, ASSEMBLY</b> Spares for:—	—	—	—	
	E.B7.57.250	Pipe, assembly, air balance, from connection aft of main spar to connection at outer wing rib 1	1	L.56	—	

**SERVICES**  
**FUEL SYSTEM IN STARBOARD WING**

Ref. No.	Part No.	Description	No. off	Matl. Spec.	Cl. of Equip.		Plate No.
					M.R.	L.M.	
		1 2 3 4 5 6					
31534	E.B7.57.252	Pipe, assembly, air balance across engine nacelle, from connection at outer wing rib 1 to connection at inner wing rib 7	1	L.56		C	
	E.B7.57.254	Pipe, assembly, air balance from connection at rib 7, to connection between ribs 4 and 5, inner wing	1	L.56		—	
	E.B7.57.256	Pipe, assembly, air balance, from connection between ribs 4 and 5 to inner wing fuselage connection	1	L.56		—	
	<i>AL 23</i> <i>38738</i> E.B7.57.258	Pipe, assembly, from connection between inner wing ribs 4 and 5 to fuselage connection fuel bleed line	1	L.56		C	
	E.B7.57.260	Pipe, assembly, from connection aft of main spar to connection at outer wing rib 1, fuel bleed line	1	L.56		—	
	E.B7.57.262	Pipe, assembly, across engine nacelle from connection at inner wing rib 7 fuel bleed line	1	L.56		—	
	E.B7.57.264	Pipe, assembly, from connection at rib 7 to connection between ribs 4 and 5 inner wing, fuel bleed line	1	L.56		—	
12808	EEAS.21/8CR	Washer, special	17	L.72		C	
12809	EEAS.21/8CRH	Washer, special, bonding	QR	L.72		C	

<sup>1061</sup>  
Pages 1059 to 1068 not issued

**SERVICES**  
**FUEL SYSTEM IN PORT AND STARBOARD WINGS**

Ref. No	Part No.	Description	No. off	Matl. Spec.	Cl. of Equip.	Plate No
					M.R. L.M.	
<b>SUMMARY OF STOCK ITEMS USED ON FUEL SYSTEM IN PORT AND STARBOARD WING, ASSEMBLY</b>						
		1 2 3 4 5 6				
28F/8294	AGS.1102/BB	Body, cone, union ... ..				C
28F/10501	AGS.1112/B	Body, union ... ..				C
28F/10798	AGS.1129/B	Body, banjo ... ..				C
28D/1010658	A25/1B	Bolt, 4 BA, hex. head, 0"5 long ... ..				C
28D/1008149	A25/2B	Bolt, 4 BA, hex. head, 0"6 long ... ..				C
28D/9419452	A25/3B	Bolt, 4 BA, hex. head, 0"7 long ... ..				C
28D/9138768	A25/4C	Bolt, 2 BA, hex. head ... ..				C
28D/9436920	A25/1C	Bolt, 2 BA, hex. head, 0"55 long ... ..				C
28D/9133011	A25/2C	Bolt, 2 BA, hex. head, 0"65 long ... ..				C
28D/1010030	A25/7C	Bolt, 2 BA, hex. head, 1"15 long ... ..				C
28D/1011019	A25/8C	Bolt, 2 BA, hex. head, 1"25 long ... ..				C
28D/1011238	A25/3E	Bolt, 1" BSF, hex. head, 0"8 long ... ..				C
28D/1008145	A25/6E	Bolt, 1" BSF, hex. head, 1"1 long ... ..				C
28D/12953	A28/1B	Bolt, 4 BA, hex. head, 0"5 long ... ..				C
28D/12837	A28/1C	Bolt, 2 BA, hex. head, 0"55 long ... ..				C
28F/9423227	AGS.1135/B	Bolt, banjo ... ..				C
28F/8212	AGS.1140/B	Nipple, plug ... ..				C
28F/9501	AGS.1142/B	Nipple ... ..				C
28F/9619	AGS.1142/C	Nipple, adaptor ... ..				C
28F/9620	AGS.1142/D	Nipple, adaptor ... ..				C
28F/10895	AGS.1142/G	Nipple, adaptor ... ..				C
28F/8216	AGS.1142/J	Nipple, adaptor ... ..				C
28F/11906	AGS.1170/J	Nipple ... ..				C
28M/10287	AGS.2001/B/1	Nut, stiff, 4 BA ... ..				C
28M/10280	AGS.2001/B/3	Nut, stiff, 4 BA ... ..				C
28M/10288	AGS.2001/C/1	Nut, stiff, 2 BA ... ..				C
28M/10281	AGS.2001/C/3	Nut, stiff, 2 BA ... ..				C
28M/10275	AGS.2001/C/4	Nut, stiff, 2 BA ... ..				C
28M/10290	AGS.2001/E/1	Nut, stiff, 1" BSF ... ..				C
28P/1104	SP.4Y/H22	Pin, shackle ... ..				C
28F/8212	AGS.1104/B	Plug, nipple ... ..				C
28S/6350	A40/B12	Screw, 4 BA, round head, 1/2" long ... ..				C
28S/6363	A40/B20	Screw, 4 BA, round head, 3/8" long ... ..				C
28F/3620	AGS.712/B	Sleeve, inner ... ..				C
28F/5722	AGS.904/B	Sleeve, outer ... ..				C
28F/5726	AGS.904/J	Sleeve, outer ... ..				C
28F/12595	AGS.949/J	Union ... ..				C
28F/9439160	AGS.950/C	Union, reducing ... ..				C
28F/9439161	AGS.904/D	Union, reducing ... ..				C
28W/9419465	SP.13/B	Washer, 4 BA, plain ... ..				C
28W/9419402	SP.13/C	Washer, 2 BA, plain ... ..				C
28W/9419474	SP.15/B	Washer, 4 BA, plain ... ..				C
28W/9419475	SP.15/C	Washer, 2 BA, plain ... ..				C
28W/9419477	SP.15/J	Washer, 1" BSF, plain ... ..				C
28W/9419486	SP.16/B	Washer, 4 BA, plain ... ..				C
28W/9419487	SP.16/E	Washer, 1" BSF, plain ... ..				C
28W/9416632	SP.47/C	Washer, 2 BA, spring ... ..				C

**SERVICES  
FUEL SYSTEM IN CENTRE FUSELAGE**

Ref. No.	Part No.	Description	No. off	Mater. Spec.	Cl. of Equip.	Plate No.
					M.R. L.M.	
	E.A3.57.67	<b>FUEL SYSTEM IN CENTRE FUSELAGE, ASSEMBLY ...</b>	—	—	—	
		Spares for:—				
	E.A3.57.435	<b>CAP, FILLER, No. 1 AND No. 2 FUEL TANK, GROUP</b>	2	—	—	\$20
		Spares for:—				
1140	E.A1.57.133	Adaptor, filler cap drain ... ..	1	L.1 or L.40	C	\$20
1141	AS.2590	<b>CAP, FILLER, GROUP</b>	1	—	B	\$20
		Consisting of:—				
	AS.2591	Base ... ..	1	—	—	
12876	AS.2592	Cap ... ..	1	—	C	\$20
28J/9432438	AS.5364	Ring, sealing ... ..	1	—	C	
	EEAS.77/13	Hose, rubber, ½" i/d. x ½" o/d. x 3½" long, type 1 (Make from 32C/407)	1	DTD 625	LM	\$20
2172	E.A1.57.125	Ring, filler, cap attachment ... ..	1	DTD.213	C	\$20
3142	E.A1.57.129	Ring, sealing ... ..	1	Neo-K-Tex	C	\$20
1142	E.A1.57.131	Ring, sealing ... ..	1	Neo-K-Tex	C	\$20
3141	E.A2.56.71	Screw, 2 BA, special c'sk. head ... ..	15	S.11	C	
	E.A3.57.437	<b>CAP, FILLER, No. 3 FUEL TANK, GROUP ...</b>	1	—	—	\$20
		Spares for:—				
1140	E.A1.57.133	Adaptor, filler cap drain ... ..	1	L.1 or L.40	C	\$20
1141	AS.2590	<b>CAP, FILLER, GROUP</b>	1	—	—	\$20
		Consisting of:—				
	AS.2591	Base ... ..	1	—	—	
12876	AS.2592	Cap ... ..	1	—	C	\$20
28J/9432438	AS.5364	Ring, sealing ... ..	1	—	C	
	EEAS.77/13	Hose, rubber ½" i/d. x ½" o/d. x 3½" long, type 1 (Make from 32C/407)	1	DTD.625	LM	\$20
3180	E.A1.57.127	Ring, filler cap attachment ... ..	1	L.59	C	\$20
3142	E.A1.57.129	Ring, sealing ... ..	1	Neo-K-Tex	C	\$20
1142	E.A1.57.131	Ring, sealing ... ..	1	Neo-K-Tex	C	\$20
3141	E.A2.56.71	Screw, 2 BA, special, c'sk. head ... ..	15	S.11	C	
4761	E.A3.57.115	Clip, pipe venting ... ..	2	L.72	—	\$20
4761	E.A3.57.249	Clip, pipe purging ... ..	1	L.72	C	\$20
4758	E.A3.57.253	Duct, venting, No. 1 tank ... ..	1	—	C	\$20
4759	E.A3.57.255	Duct, venting, No. 2 tank ... ..	1	—	C	\$20
1232	E.A1.57.63	Elbow, nitrogen, purging No. 1 fuel tank ... ..	1	L.52	C	\$20
4760	E.A3.57.103	Elbow, venting, No. 1 fuel tank ... ..	1	L.52	C	\$20
	E.A3.57.521	<b>FELTING, PROTECTION, No. 3 FUEL TANK, ASSEMBLY</b>	—	—	—	
		Spares for:—				
	E.A1.57.373	Pad, ½" thick x 4" dia. ... ..	24	—	—	
	E.A1.57.829	Pad, ½" thick x 4" dia. (Make from Stores Ref. 32B/953)	1	DTD.590	LM	
	E.B6.57.3	<b>FUEL, DELIVERY SYSTEM, ASSEMBLY ...</b>	—	—	—	
		Spares for:—				
1645	SELF PRIMING ENG. CO. LTD. S.P.E.1235	<b>BOX, FUEL, 3-WAY JUNCTION, ASSEMBLY ...</b> (MOD. 1296)	2	—	A	
		Spares for:—				
31748	S.P.E.1238	Adaptor, testing (Pre-Mod. 3295) ... ..	1	—	C	

**SERVICES**  
**FUEL SYSTEM IN CENTRE FUSELAGE**

Ref. No.	Part No.	Description	No. off	Mati. Spec.	Cl. of Equip.	Plate No.
					M.R. L.M.	
		1 2 3 4 5 6				
38148	E.B6.57.143 or SPE.16890 or 28F/9439104	Adaptor, testing (Mod. 3295) ... ..	1	—	C	
38183	E.A1.57.1317	Clip, top fuel line (Make from 30B/1730) ...	12	L.72	C	
31047	SPE.1229	Gasket, jointing ... ..	1	—	C	
13174	SPE.1230	Washer, drain valve ... ..	1	—	C	
3168	E.A1.57.201	Clip, lower, fuel pipe, at floor girder 16, port side	1	L.59	C	
8192	E.A1.57.202	Clip, lower, fuel pipe, at floor girder 16, starboard side	1	L.59	C	
1168	E.A1.57.203	Clip, half, fuel pipe support, at floor girder 19 ...	3	L.59	C	
1169	E.A1.57.205	Clip, half, fuel pipe support at bomb door track, frame 21, port	1	L.59	C	
1170	E.A1.57.206	Clip, half, fuel pipe support at bomb door track, frame 21, starboard	1	L.59	C	
1171	E.A1.57.207	Clip, half, fuel pipe support, at bomb door track, frame 22 port	1	L.59	C	
1172	E.A1.57.208	Clip, half, fuel pipe support, at bomb door track, frame 22, starboard	1	L.59	C	
	EEAS.77/81	Hose, rubber, 1½" i/d. x 1½" o/d. x 3" long, type 1 (Make from 32C/377)	8	DTD.625	LM	
1173	E.A1.57.105	Pipe, assembly, from hose joint aft of frame 16 to fuel injection box, port	1	L.54	C	S.20
1174	E.A1.57.107	Pipe, assembly, from hose joint aft of frame 19 to fuel junction box port and starboard	2	L.56	C	S.20
1175	E.A1.57.109	Pipe, from hose joint aft of frame 19 to hose joint forward of frame 22, port	1	L.56	C	S.20
1176	E.A1.57.110	Pipe, from hose joint aft of frame 19 to hose joint forward of frame 22, starboard	1	DTD.1073	C	S.20
5102	E.A3.57.117	Pipe, assembly, from fuel tank No. 1 pump to junction box hose coupling aft of frame 16, port	1	L.56	C	S.20
20755	E.B6.57.63	Pipe, assembly, from fuel tank No. 1 pump to junction box hose coupling aft of frame 16, starboard	1	L.54	C	S.20
15082	E.B6.57.65	Pipe, assembly, from hose joint aft of frame 16 to fuel junction box, starboard	1	L.54	C	S.20
1179	E.A1.57.715	Pipe, assembly, from fuel tank No. 3 pump to hose joint forward of frame 22, port	1	L.56	C	S.20
1180	E.A1.57.717	Pipe, assembly, from fuel tank No. 3 pump to hose joint forward of frame 22, starboard	1	L.56	C	S.20
2963	E.A1.57.1269	Pipe, assembly, from fuel tank No. 2, to junction box, port	1	L.56	C	S.20
2962	E.A1.57.1267	Pipe, assembly, from fuel tank No. 2, to junction box, starboard	1	L.56	C	S.20

**SERVICES**  
**FUEL SYSTEM IN CENTRE FUSELAGE**

Ref. No.	Part No.	Description	Qty	Matl. Spec.	Cl. of Equip.		Plate No.
					M.R.	L.M.	
	E.A3.57.207	<b>PUMP, FUEL, No. 1, PORT. ASSEMBLY ...</b>	—	—	—	—	
		Spares for:—					
	E.E. CO. LTD. BRADFORD Type 201 Mk.8	<b>ACTUATOR AND FUEL COCK, ASSEMBLY ...</b>	1	—	—	—	
		Consisting of:—					
5W/328	AED.200152	Actuator, type 200 Mk. 1 ...	1	—	—	A	
5W/337	—	Adaptor, c/w label ...	1	—	—	B	
	SAUNDERS						
27F/2206	E42.F10	Cock, fuel ...	1	—	—	A	
28M/10288	AGS.2001/C/1	Nut, stiff, 2 BA ...	2	—	—	C	
30A/9437135	†	Wire, locking, 22 SWG ...	OR	—	—	C	
12635	E.B6.57.125	Adaptor, fuel pump cock (Mod. 1430) ...	1	L.40	—	C	
8173	E.A1.57.617	Adaptor, fuel pump mounting ...	1	—	—	C	
1184	E.A1.57.561	Bolt, special, actuator support bracket mounting ...	2	MS	—	C	
1185	E.A1.57.605	Bolt, special, fuel pump mounting ...	4	DTD 126	—	C	
8174	E.A1.57.601	Bracket, fuel pump mounting ...	1	DTD.687	—	C	
1187	E.A1.57.1315	Bracket, actuator support ...	1	L.72	—	C	
5542	EEAS.143/6	Clip, pipe, single, 1/2" dia. ...	1	L.72	—	C	
	EEAS.77/11	Hose, rubber, 1/2" i/d. x 1/2" o/d. x 1 1/2" long, type ...	1	DTD.625	—	LM	
		1 (Make from 32C/407)					
8169	E.A1.57.627	Pipe, drain, 1/2" o/d. x 22 SWG ...	1	L.56	—	C	
SUE/6787	†	Pump, fuel, type PUL.1003 Mk. 4 (Mod. 2613) ...	1	—	—	A	
1189	E.A1.57.29	Washer, adaptor, special pump and mounting ...	1	Non-K-Tex	—	C	
1190	E.A1.57.31	Washer, adaptor, special, under fuel pump mounting ...	1	Non-K-Tex	—	C	
27537	E.A3.57.527	Washer, adaptor, special external fuel cock ...	1	L.17	—	C	
27538	E.A3.57.529	Washer, adaptor, special internal fuel cock ...	1	L.17	—	C	
12251	EEAS.28/4/BU	Washer, special ...	2	—	—	C	
8772	EEAS.28/30ER	Washer, special ...	4	L.72	—	C	
	E.A3.57.209	<b>PUMP, FUEL, No. 1, STARBOARD, ASSEMBLY ...</b>	—	—	—	—	
		Spares for:—					
	E.E. CO. LTD. BRADFORD Type 201 Mk.8	<b>ACTUATOR AND FUEL COCK, ASSEMBLY ...</b>	1	—	—	—	
		Consisting of:—					
5W/328	AED.200152	Actuator, type 200 Mk. 1 ...	1	—	—	A	
5W/337	†	Adaptor, c/w label ...	1	—	—	B	
	SAUNDERS						
27F/2206	E42.F10	Cock, fuel ...	1	—	—	A	
28M/10288	AGS.2001/C/1	Nut, stiff, 2 BA ...	2	—	—	C	
30A/9437135	†	Wire, locking, 22 SWG ...	OR	—	—	C	
12635	E.B6.57.125	Adaptor, fuel pump cock (Mod. 1430) ...	1	L.40	—	C	
8173	E.A1.57.617	Adaptor, fuel pump mounting ...	1	—	—	C	
1185	E.A1.57.605	Bolt, special, fuel pump mounting ...	4	DTD.126	—	C	
8174	E.A1.57.601	Bracket, fuel pump mounting ...	1	DTD.687	—	C	
1186	E.A1.57.607	Bracket, actuator support ...	1	L.72	—	C	
5542	EEAS.143/6	Clip, pipe, single, 1/2" o/d. ...	1	L.72	—	C	
	EEAS.77/11	Hose, rubber, 1/2" i/d. x 1/2" o/d. x 1 1/2" long, type ...	1	DTD.625	—	LM	
		1 (Make from 32C/407)					

**SERVICES**  
**FUEL SYSTEM IN CENTRE FUSELAGE**

Ref. No.	Part No.	1	2	3	4	5	6	Description	No. off	Matl. Spec.	Cl. of Equip.		Plate No.
											M.R.	L.M.	
8176	E.A1.57.625							Pipe, drain, 1/2" o/d. x 22 SWG ... ..	1	L.56		C	
1189	E.A1.57.29							Washer, adaptor, special, between pump and mounting	1	Neo-K-Tex		C	
1190	E.A1.57.31							Washer, adaptor, special, under fuel pump mounting	1	Neo-K-Tex		C	
27537	E.A3.57.527							Washer, adaptor, special, external fuel cock ...	1	L.17		C	
27538	E.A3.57.529							Washer, adaptor, special, internal fuel cock ...	1	L.17		C	
12251	EEAS.28/4/BU							Washer, special ... ..	2	—		C	
	E.A3.57.211							<b>PUMP, FUEL, No. 2, PORT, ASSEMBLY ...</b>	—	—		—	
								Spares for:—					
	E.E. CO. LTD. BRADFORD Type 201 Mk.8							<b>ACTUATOR, AND FUEL COCK, ASSEMBLY ...</b>	1	—		—	
								Consisting of:—					
SW/328	AED.200152							Actuator, type 200 Mk. 1 ... ..	1	—		A	
SW/337	—							Adaptor, c/w label ... ..	1	—		B	
	SAUNDERS												
27F/2206	E42.F10							Cock, fuel ... ..	1	—		A	
28M/10288	AGS.2001/C/1							Nut, stiff, 2 BA ... ..	2	—		C	
30A/9437135	†							Wire, locking, 22 SWG ... ..	2	—		C	
12635	E.B6.57.125							Adaptor, fuel pump cock (Mod. 1430) ... ..	1	L.40		C	
3175	E.A1.57.571							Adaptor, fuel pump mounting ... ..	1	—		C	
1185	E.A1.57.605							Bracket, special, fuel pump mounting ... ..	1	—		C	
8171	E.A1.57.589							Bracket, fuel pump mounting ... ..	4	DTD.126		C	
1194	E.A1.57.709							Bracket, actuator support ... ..	1	—		C	
5542	EEAS.143/6							Clip, pipe single, 1/2" o/d. ... ..	1	L.72		C	
	EEAS.77/11							Hose, rubber, 1/2" i/d. x 1/2" o/d. x 1 1/4" long, type 1 (Make from 32C/407)	1	DTD.625		LM	
8774	E.A1.57.629							Pipe, drain, 1/2" o/d. x 20 SWG ... ..	1	L.56		C	
SUE/6787	†							Pump, fuel, type PUL.1003 Mk. 4 (Mod. 2613)	1	—		A	
1189	E.A1.57.29							Washer, adaptor, special, between pump and mounting	1	Neo-K-Tex		C	
1190	E.A1.57.31							Washer, adaptor, special, under fuel pump mounting	1	Neo-K-Tex		C	
27537	E.A3.57.527							Washer, adaptor, special, external, fuel cock ...	1	L.17		C	
27538	E.A3.57.529							Washer, adaptor, special, internal, fuel cock ...	1	L.17		C	
12251	EEAS.28/4/BU							Washer, special ... ..	2	—		C	
8772	EEAS.28/30ER							Washer, special ... ..	4	L.72		C	
	E.A3.57.213							<b>PUMP, FUEL, No. 2, STARBOARD, ASSEMBLY ...</b>	—	—		—	
								Spares for:—					
	E.E. CO. LTD. BRADFORD Type 201 Mk.8							<b>ACTUATOR AND FUEL COCK, ASSEMBLY ...</b>	1	—		—	
								Consisting of:—					
SW/328	AED.200152							Actuator, type 200 Mk. 1 ... ..	1	—		A	
SW/337	†							Adaptor, c/w label ... ..	1	—		B	
	SAUNDERS												
27F/2206	E42.F10							Cock, fuel ... ..	1	—		A	

**SERVICES**  
**FUEL SYSTEM IN CENTRE FUSELAGE**

Ref. No.	Part No.	Description	No. off	Matl. Spec.	Cl. of Equip.	Plate No.
					M.R. L.M.	
		1 2 3 4 5 6				
28M/10288	AGS.2001/C/1	Nut, stiff, 2 BA ... ..	2	—	C	
30A/9437135	†	Wire, locking, 22 SWG ... ..	OR	—	C	
12635	E.B6.57.125	Adaptor, fuel pump cock (Mod. 1430) ... ..	1	L.40	C	
3175	E.A1.57.571	Adaptor, fuel pump mounting ... ..	1	—	C	
1185	E.A1.57.605	Bolt, special, fuel pump mounting ... ..	4	DTD.126	C	
1193	E.A1.57.591	Bracket, actuator support ... ..	1	—	C	
8172	E.A1.57.649	Bracket, fuel pump mounting ... ..	1	—	C	
5542	EEAS.143/6	Clip, pipe, single, ½" o/d. ... ..	1	L.72	C	
	EEAS.77/11	Hose, rubber, ½" i/d. x ½" o/d. x 1½" long, type 3 (Make from 32C/407)	1	DTD.625	LM	
8178	E.A1.57.631	Pipe, drain, ½" o/d. x 20 SWG ... ..	1	L.56	C	
SUE/6787	†	Pump, fuel, type PUL.1003 Mk. 4 (Mod. 2613)	1	—	A	
1189	E.A1.57.29	Washer, adaptor, special, between pump and mounting	1	Neo-K-Tex	C	
1190	E.A1.57.31	Washer, adaptor, special under fuel pump mounting	1	Neo-K-Tex	C	
27537	E.A3.57.527	Washer, adaptor, special, external, fuel cock ...	1	L.17	C	
27538	E.A3.57.529	Washer, adaptor, special, internal, fuel cock ...	1	L.17	C	
12251	EEAS.28/4BU	Washer, special ... ..	2	—	C	
8772	EEAS.28/30ER	Washer, special ... ..	4	L.72	C	
	E.A3.57.215	<b>PUMP, FUEL, No. 3, PORT, ASSEMBLY</b> ... ..	—	—	—	
		Spare for:—				
	E.E. CO. LTD. BRADFORD Type 201 Mk.8	<b>ACTUATOR AND FUEL COCK, ASSEMBLY</b> ... ..	1	—	—	
		Consisting of:—				
SW/328	AED.200152	Actuator, type 200 Mk. 1 ... ..	1	—	A	
SW/337	†	Adaptor, c/w label ... ..	1	—	B	
	SAUNDERS					
27F/2206	E42.F10	Cock, fuel ... ..	1	—	A	
28M/10288	AGS.2001/C/1	Nut, stiff, 2 BA ... ..	2	—	C	
30A/9437135	†	Wire, locking, 22 SWG ... ..	OR	—	C	
12635	E.B6.57.125	Adaptor, fuel pump cock (Mod. 1430) ... ..	1	L.40	C	
3175	E.A1.57.571	Adaptor, fuel pump mounting ... ..	1	—	C	
3176	E.A1.57.39	Bracket, fuel pump mounting ... ..	1	L.72	C	
5542	EEAS.143/6	Clip, pipe, single, ½" o/d. ... ..	1	L.72	C	
	EEAS.77/11	Hose, rubber, ½" i/d. x ½" o/d. x 1½" long, type 3 (Make from 32C/407)	1	DTD.625	LM	
8775	E.A3.57.53	Pipe, drain, ½" o/d. x 22 SWG (Make from 30B/1355)	1	L.56	C	
SUE/6787	†	Pump, fuel, type PUL.1003 Mk. 4 (Mod. 2613)	1	—	A	
1189	E.A1.57.29	Washer, adaptor, special, between pump and mounting	1	Neo-K-Tex	C	
1190	E.A1.57.31	Washer, adaptor, special, under fuel pump mounting	1	Neo-K-Tex	C	
27537	E.A3.57.527	Washer, adaptor, special, external fuel cock ...	1	L.17	C	
27538	E.A3.57.529	Washer, adaptor, special, internal, fuel cock ...	1	L.17	C	
12251	EEAS.28/4BU	Washer, special ... ..	2	—	C	

**SERVICES**  
**FUEL SYSTEM IN CENTRE FUSELAGE**

Ref. No.	Part No.	Description	No. off	Matl. Spec.	Cl. of Equip.		Plate No.
					M.R.	L.M.	
		1 2 3 4 5 6					
	E.A3.57.217	<b>PUMP, FUEL, No. 3, STARBOARD, ASSEMBLY ...</b> Spares for:—	—	—	—		
	E.E. CO. LTD. BRADFORD Type 201 Mk.8	<b>ACTUATOR AND FUEL COCK, ASSEMBLY ...</b> Consisting of:—	1	—	—		
5W/328	AED.200152	Actuator, type 200 Mk. 1 ...	1	—	A		
5W/337	†	Adaptor, c/w label ...	1	—	B		
27F/2206	SAUNDERS E42.F10	Cock, fuel ...	1	—	A		
28M/10288	AGS.2001/C/1	Nut, stiff, 2 BA ...	2	—	C		
30A/9437135	†	Wire, locking, 22 SWG ...	QR	—	C		
12635	E.B6.57.125	Adaptor, fuel pump cock (Mod. 1430) ...	1	L.40	C		
3175	E.A1.57.571	Adaptor, fuel pump mounting ...	1	—	C		
3178	E.A1.57.41	Bracket, fuel pump mounting ...	1	L.72	C		
5542	EEAS.143/6	Clip, pipe, single, ½" o/d. ...	1	L.72	C		
	EEAS.77/11	Hose, rubber, ½" i/d. x ½" o/d. x 1½" long, type 1 (Make from 32C/407)	1	DTD.625	C		
3179	E.A1.57.647	Pipe, drain, ½" o/d. x 20 SWG ...	1	L.56	C		
SJE/6787	†	Pump, fuel, type PUL.1003 Mk. 4 (Mod. 2613)	1	—	A		
1189	E.A1.57.29	Washer, adaptor, special, between pump and mounting	1	Neo-K-Tex	C		
1190	E.A1.57.31	Washer, adaptor, special, under fuel pump mounting	2	Neo-K-Tex	C		
27537	E.A3.57.527	Washer, adaptor, special, external, fuel cock ...	1	L.17	C		
27538	E.A3.57.529	Washer, adaptor, special, internal, fuel cock ...	1	L.17	C		
12251	EEAS.28/4BU	Washer, special ...	2	—	C		
1446	EEAS.66/5	Ring, clamping, 1½" dia. ...	16	L.72	C		
980	EEAS.20/1DR	Tab, locking ...	8	L.72	C		
	EEAS.77/72	Hose, rubber, 1" i/d. x 1½" o/d. x 2½" long, type 1 (Make from 32C/376)	1	DTD.625	LM		
	EEAS.77/91	Hose, rubber, 1" i/d. x 1½" o/d. x 3" long, type 1 (Make from 32C/446)	3	DTD.625	LM		
4762	E.A3.57.185	Hose, rubber, venting pipe joint ...	1	Silastic	C		
4763	E.A3.57.187	Hose, rubber, purging pipe joint ...	1	Silastic	C		
	E.A1.57.825	<b>H.P. NITROGEN SYSTEM, ASSEMBLY ...</b> Spares for:—	—	—	—		
1880	EEAS.91/1	Clip, pipe, double ...	3	L.16	C		
5542	EEAS.143/6	Clip, pipe, single, ½" dia. ...	28	L.72	C		
1160	E.A1.57.835	Pipe, assembly, c/w nut and nipple, from coupling forward of frame 13 to coupling aft of frame 13	1	DTD.323	C		
1161	E.A1.57.837	Pipe, assembly, c/w nut and nipple, from supply tee forward of frame 17 to coupling tee forward of frame 13 high pressure line	1	DTD.323	C		
1162	E.A1.57.839	Pipe, assembly, c/w nut and nipple, from coupling aft of frame 15 to coupling aft of frame 27, high pressure line	1	DTD.323	C		

**SERVICES**  
**FUEL SYSTEM IN CENTRE FUSELAGE**

Ref. No.	Part No.	1 2 3 4 5 6	Description	No. off	Matl. Spec.	Cl. of Equip.	Plate No.
						M.R. L.M.	
1167	E.A1.57.849		Pipe, assembly, c/w nut and nipple, from coupling aft of frame 27 to reducing valve, high pressure line	1	DTD.323	C	
12030	EEAS.21/2ER		Washer, special ... ..	28	L.72	C	
4764	E.A3.11.141		Panel, detachable, No. 1 fuel tank ... ..	1	—	C	
4765	E.A3.11.233		Panel, detachable, No. 2 fuel tank ... ..	1	—	C	
4766	E.A3.57.83		Panel, detachable, No. 3 fuel tank ... ..	1	—	C	
	E.A3.57.501		<b>PIPES, FUEL, AND VENT, AUXILIARY FUEL TANK, ASSEMBLY (MOD. 715)</b> Spares for:—	—	—	—	
	E.E. CO. LTD. BRADFORD Type 219 Mk. 1		<b>ACTUATOR AND FUEL COCK, ASSEMBLY ...</b> Consisting of:—	2	—	—	
5W/328	A.E.D. 200152 SAUNDERS		Actuator, Type 200, Mk. 1 ... ..	1	—	A	
27F/2206	E42 F10 A.E.A. 219012		Cock, fuel, 2-way ... ..	1	—	A	
28M/10288	AGS.2001/C/1		Label ... ..	1	—	—	
30A/3361	†		Nut, stiff, 2 BA ... ..	2	—	C	
20470	E.A3.57.259		Wire, locking, 24 SWG ... ..	QR	—	C	
20471	E.A3.57.261		Bracket, fuel cock, port ... ..	1	—	C	
3107	E.A1.57.267		Bracket, fuel cock, starboard ... ..	1	—	C	
	E.A3.57.285		Bracket, valve ... ..	1	L.72	C	
1145	E.A1.57.317		Clip, pipe, special ... ..	1	L.72	—	
8190	E.A3.57.481		Clip, pipe, special ... ..	8	L.72	C	
12231	E.A3.57.491		Fairlead ... ..	2	LFS.21	C	
	EEAS.77/81		Filter, valve (Mod. 1254) ... ..	1	—	C	
			Hose, rubber, 1½" i/d. x 1½" o/d. x 3" long, type 1 (Make from 32C/377)	9	DTD.625	C	S.20
1147	E.A1.57.271		Pipe, assembly, fuel, from rubber hose connection at frame 27 to connection at No. 3 fuel tank	1	L.54	C	S.20
5999	E.A3.57.441		Pipe, fuel continuation, between hose coupling at centre of frame 27 and branch pipe hose coupling, port	1	L.54	C	S.20
6501	E.A3.57.445		Pipe, fuel continuation, between hose coupling at centre of frame 27	1	L.54	C	S.20
5998	E.A3.57.451		Pipe, fuel, continuation at frame 27 ... ..	1	L.54	C	S.20
21170	E.A3.57.493		Pipe, assembly, fuel continuation, from port fuel cock connection to 4-way piece	1	L.54	C	S.20
12976	E.A3.57.495		Pipe, assembly, fuel, continuation, from branch pipe to starboard fuel cock connection	1	L.54	C	S.20
12974	E.A3.57.497		Pipe, assembly, branch, at No. 3 fuel tank ...	1	T.26	B	S.20
12975	E.A3.57.499		Pipe, assembly, branch, fuel continuation between hose coupling at centre of frame 27 and non-return valve	1	—	C	
1726	E.A1.57.1127		Pipe, assembly, from port and starboard non-return valves to flexible coupling	2	L.56	C	S.20
6502	E.A3.57.455		Ring, sealing, float valve, ⅞" thick ... ..	2	Neo-K-Tex	C	
1446	EEAS.66/5		Ring, clamping, 1½" dia. ... ..	8	L.72	C	
1729	EEAS.20/1DU		Tab, locking ... ..	5	DTD.124	C	

**SERVICES  
FUEL SYSTEM IN CENTRE FUSELAGE**

Ref. No.	Part No.	1	2	3	4	5	6	Description	No. off	Matl. Spec.	Cl. of Equip.		Plate No.
											M.R.	L.M.	
27F/2152	SELF PRIMING ENG. CO. SP.1706							Valve, non-return, type P.24A, Mk.2 (Pre-Mod. 2690)	2	—		A	
27F/5178	SPE.2706 SELF PRIMING ENG. CO.							Valve, non-return, type P24A, Mk.3 (Mod. 2690)	2	—		A	S.20
27F/5854	FV.1520/S Mk.7							Valve, float, 1 1/4" BSP (Pre-Mod. 3906) ... ..	1	—		A	
27F/6459	FV.1250/S Mk.8							Valve, float, 1 1/4" BSP (Mod. 3906) ... ..	1	—		A	
	E.B6.57.85							<b>PIPES; RECUPERATOR, CENTRE FUSELAGE, ASSEMBLY (MOD. 1478)</b>	—	—		—	
								Spares for:—					
38736	E.B7.57.123							Anchor, locking wire ... ..	4	L.72		C	
	E.B6.57.87							Pipe, assembly, from wing fuselage connection to coupling between frames 22 and 23 fuel bleed line, port	1	DTD.323		LM	S.20
	E.B6.57.89							Pipe, assembly, from coupling between frames 22 and 23, to coupling forward of frame 27, fuel bleed line, port	1	DTD.323		LM	S.20
	E.B6.57.91							Pipe, assembly, from coupling forward of frame 27, to coupling at frame 27, fuel bleed line, port	1	DTD.323		LM	S.20
	E.B6.57.93							Pipe, assembly, from wing fuselage connection, to coupling between frames 22 and 23, fuel bleed line, starboard	1	DTD.323		LM	S.20
	E.B6.57.95							Pipe, assembly, from coupling between frames 22 and 23, to coupling forward of frame 27, fuel bleed line, starboard	1	DTD.323		LM	S.20
	E.B6.57.97							Pipe, assembly, from coupling forward of frame 27, to coupling at frame 27, fuel bleed line, starboard	1	DTD.323		LM	S.20
	E.B6.57.99							Pipe, assembly, continuation at frame 27, fuel bleed line, port	1	DTD.323		LM	S.20
	E.B6.57.101							Pipe, assembly, continuation, at frame 27, fuel bleed line, starboard	1	DTD.323		LM	S.20
	E.B6.57.103							Pipe, assembly, air balance, from wing fuselage connection, to coupling between frames 22 and 23, port	1	L.56		LM	S.20
	E.B6.57.105							Pipe, assembly, air balance, from coupling between frames 22 and 23, to coupling forward of frame 27, port	1	L.56		LM	S.20
34791	E.B6.57.107							Pipe, assembly, air balance, from coupling forward of frame 27 to coupling at frame 27, port	1	L.56		C	S.20
	E.B6.57.109							Pipe, assembly, air balance, from wing fuselage connection, to coupling between frames 22 and 23, starboard	1	L.56		LM	S.20
	E.B6.57.111							Pipe, assembly, air balance, from coupling between frames 22 and 23, to coupling forward of frame 27, starboard	1	L.56		LM	S.20

**SERVICES**  
**FUEL SYSTEM IN CENTRE FUSELAGE**

Ref. No.	Part No.	Description	No. off	Mati. Spec.	Cl. of Equip.	Plate No.
					M.R. L.M.	
		1 2 3 4 5 6				
	E.B6.57.113	Pipe, assembly, air balance, from coupling forward of frame 27, to coupling at frame 27, starboard	1	L.56	LM	S.20
	E.B6.57.115	Pipe, assembly, air balance, between coupling and vent pipe bays connection at frame 27, port	1	L.56	LM	S.20
	E.B6.57.117	Pipe, assembly, air balance, between coupling and vent pipe bays connection at frame 27, starboard	1	L.56	LM	S.20
981	EEAS.20/2DR	Tab, locking ... ..	4	L.72	C	
18852	EEAS.21/2DR	Washer, special ... ..	2	L.72	C	
12888	EEAS.21/8CR	Washer, special ... ..	15	L.72	C	
12889	EEAS.21/8CRH	Washer, special, bonding ... ..	17	L.72	C	
	E.A1.57.249	<b>PIPES, AIR AND BLOW-OFF VALVE, FORWARD OF FRAME 22, ASSEMBLY</b>	—	—	—	
		Spares for:—				
17525	EEAS.143/10	Clip, pipe, single ... ..	4	L.72	C	
	EEAS.77/33	Hose, rubber, ½" i/d. x ¾" o.d. x 2" long, type 1 (Make from 32C/408)	8	DTD.625	LM	
1605	E.A1.57.1147	Pipe, air, from connection at starboard side to blow-off valve, forward side connection	1	L.56	C	S.20
1606	E.A1.57.1149	Pipe, air, from connection at starboard side to blow-off valve, aft side connection	1	L.56	C	S.20
1603	E.A1.57.1151	Pipe, assembly, air, from connection at port side to blow-off valve, aft side connection	1	L.56	C	S.20
1604	E.A1.57.1153	Pipe, assembly, air, from connection at port side to blow-off valve, forward side connection	1	L.56	C	S.20
	E.A1.57.1131	<b>VALVE, BLOW-OFF, GROUP ... ..</b>	1	—	—	S.20
		Spares for:—				
1722	E.A1.57.1171	Body, valve ... ..	1	—	C	S.20
1648	E.A1.57.1073	<b>VALVE, AIR RELIEF, GROUP ... ..</b>	3	—	A	S.20
		Consisting of:—				
	E.A1.57.1071	Body, relief valve ... ..	1	—	—	S.20
1649	E.A1.57.1143	Bolt, special, relief valve spring mounting ...	1	DTD.683	C	S.20
28M/10281	AGS.2001/C/3	Nut, stiff, 2 BA ... ..	2	—	C	
1650	E.A1.57.1039	Spring, relief valve, operating ... ..	1	DTD.215	C	S.20
1658	E.A1.57.1027	Washer, special, spring retaining ... ..	1	L.72	C	S.20
1659	E.A1.57.1029	Washer, special, rubber seal seating ... ..	1	L.72	C	S.20
1651	E.A1.57.1031	Washer, special, sealing ... ..	1	L.72	C	S.20
1660	E.A1.57.1033	Washer, special, rubber seal seating ... ..	1	L.72	C	S.20
28W/9419475	SP.15/C	Washer ... ..	2	—	C	
1723	E.A1.57.1173	Washer, petrolite ... ..	3	—	C	S.20
4767	E.A3.57.227	Ring, sealing, for No. 3 fuel tank joint ... ..	2	Natural Rubber	C	
4768	E.A3.57.231	Ring, half joint, for No. 3 fuel tank connection	2	DTD.683	C	
4769	E.A3.57.233	Ring, half joint, for No. 3 fuel tank connection	2	DTD.683	C	
6878	EEAS.66/2	Ring, clamping, purging pipe joint ... ..	2	L.72	C	
1444	EEAS.66/3	Ring, clamping, purging pipe joint ... ..	2	L.72	C	
1443	EEAS.66/7	Ring, clamping, vent pipe joint ... ..	6	L.72	C	
1447	EEAS.66/11	Ring, clamping, vent pipe joint ... ..	2	L.72	C	

**SERVICES**  
**FUEL SYSTEM IN CENTRE FUSELAGE**

Ref. No.	Part No.	Description						No. off	Matl. Spec.	Cl. of Equip.		Plate No.
		1	2	3	4	5	6			M.R.	L.M.	
1026	EEAS.1/1½C	Screw,	2	BA	...	...	96	S.96		C		
1468	EEAS.1/2C	Screw,	2	BA	...	...	18	S.96		C		
1028	EEAS.1/3C	Screw,	2	BA	...	...	2	S.96		C		
988	E.A1.56.247	<b>TANK, FUEL, NO. 1, ASSEMBLY</b> ...						1	—		B	
		Spares for:—										
6A/2766	SMITH WAYMOUTH JCB/1A	Box,		terminal	...	...	1	—		B		
6A/2753	SMITH WAYMOUTH TB/44A	Unit,		tank	...	...	1	—		B		
6A/2754	SMITH WAYMOUTH TB/45A	Unit,		tank	...	...	1	—		B		
6A/2755	SMITH WAYMOUTH TB/46A	Unit,		tank	...	...	1	—		B		
6A/2756	SMITH WAYMOUTH TB/47A	Unit,		tank	...	...	1	—		B		
987	E.A1.56.243	<b>TANK, FUEL, NO. 2, ASSEMBLY</b> ...						1	—		B	
		Spares for:—										
6A/2766	SMITH WAYMOUTH JCB/1A	Box,		terminal	...	...	1	—		B		
6A/2757	SMITH WAYMOUTH TB/48A	Unit,		tank	...	...	1	—		B		
6A/2758	SMITH WAYMOUTH TB/49A	Unit,		tank	...	...	1	—		B		
6A/2759	SMITH WAYMOUTH TB/50A	Unit,		tank	...	...	1	—		B		
6A/2760	SMITH WAYMOUTH TB/51A	Unit,		tank	...	...	1	—		B		
12994	E.A3.56.445	<b>TANK, FUEL, NO. 3, ASSEMBLY (PRE-MODS. 3367 AND 3391)</b>						1	—		A	S.20
		(Supplied to Drg. Part No. E.A3.00.513. less capacitor units, for spares purposes)										
		Spares for:—										
6A/2766	SMITH WAYMOUTH JCB/1A	Box,		terminal	...	...	1	—		B		
19844	E.A3.57.457	Pipe,		vent	...	...	2	—		C/MR		
19845	E.A3.57.463	Ring,		rubber, for vent pipe clip	...	...	2	—		C		
6A/2804	TC.17	Unit,		capacitor	...	...	2	—		A		
6A/2805	TC.18	Unit,		capacitor	...	...	2	—		A		
40126	E.A3.56.695	<b>TANK, FUEL, NO. 3, ASSEMBLY (MODS. 3367 AND 3391)</b>						1	—		A	
		(Supplied to Drg. Part No. E.A3.00.1055, less capacitor units, for spares purposes)										
		Spares for this assembly are identical with those for assembly Part No. E.A3.56.445, except for the following additions:—										
		Add:—										
6A/7517	SMITH WAYMOUTH PS.30	<b>CABLE, assembly</b> ...						1	—		B	

**SERVICES  
FUEL SYSTEM IN CENTRE FUSELAGE**

Ref. No.	Part No.	Description						No. off	Matl. Spec.	Cl. of Equip.		Plate No.
		1	2	3	4	5	6			M.R.	L.M.	
6A/7518	PS.54							2	—		B	
6A/7519	PS.73							2	—		B	
1236	E.A1.57.65							1	DTD.300		C	S.20
4770	E.A3.57.101							1	L.52		C	S.20
1238	E.A1.57.73							1	L.56		C	S.20
4771	E.A3.57.415							1	—		C	S.20
	SELF PRIMING ENG. CO. 27F/2145							2	—		A	
	SPE.1705											
	E.B6.57.145							—	—		—	
	E.B7.57.315							2	L.59		—	F.11
	E.B7.57.317							2	L.59		—	F.11
1201	E.A1.57.159* or							1	—		C	F.12
1438597	E.A3.57.411							1	—		C	
12890	E.B7.52.203							1	—		C	F.12
	EEAS.77/71							2	DTD.625		LM	F.12
	EEAS.77/121							2	DTD.625		LM	F.12
	EEAS.164/40/45							2	DTD.625		LM	F.11
20670	E.A3.57.23							1	—		C	F.12
20933	E.B6.57.119							1	L.54		C	F.12
25536	E.B6.57.147							1	—		C	F.12
25550	E.B7.57.339							1	L.56		C	F.11
1444	EEAS.66/3							4	L.72		C	F.12
1447	EEAS.66/11							2	L.72		C	F.12
1442	EEAS.66/12							4	L.72		C	F.12
	E.A3.57.69							1	—		—	
	E.A3.52.141							4	LFS.21		—	
	E.A3.57.143							4	LFS.21		—	
4772	E.A3.57.139							4	L.72		C	
	E.A3.57.189							4	L.72		—	
13183	E.A3.57.107							1	—		C	

**SERVICES  
FUEL SYSTEM IN CENTRE FUSELAGE**

Ref. No.	Part No.	1	2	3	4	5	6	Description	No. off	Matl. Spec.	Cl. of Equip.	Plate No.
											M.R.	
												L.M.
31530	E.A3.57.525							Duct, venting, No. 3 fuel tank, between main spar and frame 27A (Mod. 2531)	1	—	C	S.20
	E.A3.57.413							Tube, purging, between main spar and frame 27A	1	—	—	S.20
1240	E.A1.57.59							Washer, joint ... ..	4	Neo-K-Tex	C	S.20
1241	E.A1.57.93							Washer, joint ... ..	2	Fibre	C	
	E.A3.57.421							Washer, packing, for venting pipe clip ... ..	4	L.72	—	
4435	E.A3.11.129							Washer, fuel contents gauge terminal box ... ..	3	L.72	C	
	E.A3.57.161							<b>WIRES SUPPORT, NO. 3 FUEL TANK, ASSEMBLY</b>	—	—	—	
								Spares for:—				
3507	E.A1.57.377							Grommet, tank support, nylon cord ... ..	24	Shore 50	C	
2746	E.A1.57.371							Plate, spreader fuel tank ... ..	124	L.72	C	
	TERRY LTD. 169/4"							Ring, split ... ..	22	—	C	
28E/9007825	E.A1.57.1175							Support, end, nylon cord ... ..	4	—	C	
3508	E.A1.57.1177							Support, intermediate, nylon cord ... ..	20	—	C	
3509												

1087  
**Pages 1005 to 1094 not issued**  
No. 20. 103

**SERVICES  
FUEL SYSTEM IN CENTRE FUSELAGE**

Ref. No.	Part No.	Description	No. off	Matl. Spec.	Cl. of Equip.	Plate No.
					M.R. L.M.	
<b>SUMMARY OF STOCK ITEMS USED ON FUEL SYSTEM IN CENTRE FUSELAGE ASSEMBLY</b>						
		1 2 3 4 5 6				
28F/1014970	AGS.1104/A	Adaptor, cone, 1/8" dia., pipe	...	...		C
28F/9439104	AGS.1105/C	Adaptor, union, 1/8" o/d., pipe	...	...		C
28F/8011885	AGS.1142/B	Adaptor, nipple, 1/4" o/d.	...	...		C
28F/9486111	AGS.1142/H	Adaptor, nipple, 1" o/d.	...	...		C
28F/9513420	AGS.1142/J	Adaptor, nipple, 1 1/2" o/d.	...	...		C
28F/4051610	AGS.1103/J	Body, union, 1 1/4" o/d. pipe	...	...		C
28F/11914	AGS.1131/A	Body, banjo...	...	...		C
28F/9440883	AGS.1131/C	Body, banjo...	...	...		C
28D/9706373	A25/2A	Bolt, 6 BA	...	...		C
28D/1010658	A25/1B	Bolt, 4 BA	...	...		C
28D/1008149	A25/2B	Bolt, 4 BA	...	...		C
28D/9419452	A25/3B	Bolt, 4 BA	...	...		C
28D/9140638	A25/4B	Bolt, 4 BA	...	...		C
28D/9436920	A25/1C	Bolt, 2 BA	...	...		C
28D/9133011	A25/2C	Bolt, 2 BA	...	...		C
28D/9133012	A25/3C	Bolt, 2 BA	...	...		C
28D/1200129	A25/4C	Bolt, 2 BA	...	...		C
28D/1011019	A25/8C	Bolt, 2 BA	...	...		C
28D/9140645	A25/10C	Bolt, 2 BA	...	...		C
28D/1011029	A25/1E	Bolt, 1/2" BSF	...	...		C
28D/1214980	A28/6C	Bolt, 2 BA	...	...		C
28D/1007979	AS.1246/1B	Bolt, 4 BA	...	...		C
28F/9423227	AGS.1135/B	Bolt, banjo, 1/2" BSF	...	...		C
28F/12852	AGS.1213/A	Bolt, banjo	...	...		C
28F/9140977	AGS.1213/C	Bolt, banjo	...	...		C
28F/8011890	AGS.952/A	Collar	...	...		C
28F/9439531	AGS.952/B	Collar	...	...		C
28N/1013287	AGS.209/D	Nipple	...	...		C
28F/9439950	AGS.1140/B	Nipple	...	...		C
28F/9513420	AGS.1142/J	Nipple	...	...		C
28M/9403518	A27/AP	Nut, 6 BA	...	...		C
28M/9403519	A27/BP	Nut, 4 BA	...	...		C
28M/9403520	A27/CP	Nut, 4 BA	...	...		C
28M/1011475	A27/EP	Nut, 1/2" BSF	...	...		C
28M/9463544	AGS.1187/C	Nut, union, 1/8" BSF	...	...		C
28M/1278189	AGS.2001/B/1	Nut, stiff, 4 BA	...	...		C
28M/1956039	AGS.2001/B/3	Nut, stiff, 4 BA	...	...		C
28M/1278190	AGS.2001/C/1	Nut, stiff, 2 BA	...	...		C
28M/10281	AGS.2001/C/3	Nut, stiff, 2 BA	...	...		C
28M/1201610	AGS.2001/E/1	Nut, stiff, 1/2" BSF	...	...		C
28M/10282	AGS.2001/E/3	Nut, stiff, 1/2" BSF	...	...		C
28M/10318	AGS.2002/B/3	Nut, stiff, 4 BA	...	...		C
28M/9433473	AGS.2002/C/1	Nut, stiff, 2 BA	...	...		C
28M/10319	AGS.2002/C/3	Nut, stiff, 2 BA	...	...		C
28P/19177	SP.90/H11	Pin, split, 1 1/4" x 3/8" dia.	...	...		C

**SERVICES  
FUEL SYSTEM IN CENTRE FUSELAGE**

Ref. No.	Part No.	Description						No. off	Matl. Spec.	Cl. of Equip. M.R. L.M.	Plate No.
		1	2	3	4	5	6				
28R/9456431	AGS.565/B	Plug, 1/2" o/d., pipe ...	...	...	...	...	...			C	
28R/9508469	AGS.566/C	Plug, 1/2" o/d., pipe ...	...	...	...	...	...			C	
28S/1200033	A31/B24	Screw, 4 BA ...	...	...	...	...	...			C	
28S/1005622	A31/B28	Screw, 4 BA ...	...	...	...	...	...			C	
28S/9992525	A32/B12	Screw, 4 BA ...	...	...	...	...	...			C	
28F/9128936	AGS.904/A	Sleeve ...	...	...	...	...	...			C	
28F/8011819	AGS.904/B	Sleeve ...	...	...	...	...	...			C	
28F/9140970	AGS.904/C	Sleeve ...	...	...	...	...	...			C	
28F/9423237	AGS.1132/B	Union, single end, 1/2" pipe ...	...	...	...	...	...			C	
28F/9129085	AGS.1102/A	Union, body, cone, 1/8" o/d., pipe ...	...	...	...	...	...			C	
28F/9471001	AGS.1102/C	Union, body, cone, 1/8" o/d., pipe ...	...	...	...	...	...			C	
28F/1036556	AGS.1111/A	Union, bulkhead flanged, 1/8" o/d., pipe ...	...	...	...	...	...			C	
28F/9714	AGS.1111/C	Union, bulkhead flanged, 1/8" o/d., pipe ...	...	...	...	...	...			C	
28W/9419464	AGS.164/A	Washer, jointing ...	...	...	...	...	...			C	
28W/9130226	AGS.164/F	Washer, jointing ...	...	...	...	...	...			C	
28F/9152415	AGS.1115/1	Washer, plate ...	...	...	...	...	...			C	
28F/9128929	AGS.1115/4	Washer, plate ...	...	...	...	...	...			C	
28W/9419465	SP.13/B	Washer ...	...	...	...	...	...			C	
28W/9419402	SP.13/C	Washer ...	...	...	...	...	...			C	
28W/9419474	SP.15/B	Washer ...	...	...	...	...	...			C	
28W/9419475	SP.15/C	Washer ...	...	...	...	...	...			C	
28W/9419405	SP.15/E	Washer ...	...	...	...	...	...			C	
28W/9419404	SP.16/C	Washer ...	...	...	...	...	...			C	
28W/9416641	SP.47/A	Washer, spring ...	...	...	...	...	...			C	
28W/9416642	SP.47/B	Washer, spring ...	...	...	...	...	...			C	
28W/9416643	SP.47/C	Washer, spring ...	...	...	...	...	...			C	
28W/9416644	SP.47/E	Washer, spring ...	...	...	...	...	...			C	

Note: Pages 1097 and 1098 not issued

**SERVICES**  
**FUEL SYSTEM (NITROGEN) IN FRONT FUSELAGE**

Ref. No.	Part No.	Description	No. off	Matl. Spec	Cl. of Equip.	Plate No.
					M.R. L.M.	
	E.A1.57.731	<b>FUEL SYSTEM (NITROGEN) IN FRONT FUSELAGE, ASSEMBLY</b>	--	--	--	
		Spares for:—				
1835	E.A3.57.21	Bracket, H.P. valve mounting ... ..	1	DTD.213	C	
1880	EEAS.91/1	Clip, pipe, double ... ..	15	L.16	C	
2165	EEAS.112/6	Clip, pipe, single, 1/2" i/d ... ..	2	L.16	C	
20723	E.A1.57.1333	Fairlead, for pipes at frame 7 (Mod. 310) ... ..	1	LFS.21	C	
1245	E.A1.57.737	Pipe, assembly, from 4 way piece to test point ...	1	DTD.323	C	
1247	E.A1.57.741	Pipe, assembly, from 4 way piece to coupling between frames 3 and 4	1	DTD.323	C	
1249	E.A1.57.745	Pipe, assembly, from filter coupling at frame 5 to pressure bulkhead coupling (Pre-Mod. 310)	1	DTD.323	C	
20721	E.A1.57.1329	Pipe, assembly, from filter coupling at frame 5 to pressure bulkhead coupling (Mod. 310)	1	DTD.323	C	
1250	E.A1.57.747	Pipe, assembly, from coupling at pressure bulkhead to coupling at frame 5 (Pre-Mod. 310)	1	DTD.323	C	
20722	E.A1.57.13331	Pipe, assembly, from coupling at pressure bulkhead to coupling at frame 5 (Mod. 310)	1	DTD.323	C	
1251	E.A1.57.749	Pipe, assembly, from coupling at frame 12 to pressure bulkhead coupling	1	DTD.323	C	
1252	E.A1.57.751	Pipe, assembly from coupling at pressure bulkhead to coupling at frame 12	1	DTD.323	C	
1253	E.A1.57.753	Pipe, assembly, from coupling between frames 3 and 4 to filter connection	1	DTD.323	C	
1158	E.A1.57.831	Pipe, assembly, c/w nut and nipple, from transport joint connection to coupling forward of frame 13, high pressure line	1	DTD.323	C	
1159	E.A1.57.833	Pipe, assembly, c/w nut and nipple, from coupling forward of frame 13 to transport joint coupling, high pressure feed line to master control valve	1	DTD.323	C	
1872	E.A1.57.1181	Pipe, assembly, from master control valve to 4 way piece	1	DTD.323	C	
1873	E.A1.57.1183	Pipe, assembly, from coupling at frame 5 to master control valve	1	DTD.323	C	
1871	E.A1.57.1187	Pipe, assembly, from 4 way coupling to nitrogen gauge	1	DTD.323	C	
20F/12425	AGS.1109/K	Union, pipe, reducing ... ..	1	L.A.	C	

**Pages 1101 to 1110 not issued**

**SERVICES**  
**FUEL SYSTEM (NITROGEN) IN FRONT FUSELAGE**

Ref. No.	Part No.	Description	No. off						Cl. of Equip.	Plate No.
			1	2	3	4	5	6		
<b>SUMMARY OF STOCK ITEMS USED ON FUEL SYSTEM IN FRONT FUSELAGE.</b>										
<b>ASSEMBLY</b>										
28F/10501	AGS.1112/B	Body, flanged union 1/2" BSP							C	
28D/1010658	A25/1B	Bolt, 4 BA, hex. head 0"5 long							C	
28D/12837	A28/1C	Bolt, 2 BA, hex. head 0"55 long							C	
28D/11937	AS.1246/1B	Bolt, 4 BA, round head 0"45 long							C	
28M/9403519	A27/BP	Nut, 4 BA, plain							C	
28M/10287	AGS.2001/B/1	Nut, stiff, 4 BA							C	
28M/12153	AGS.2007/B/1	Nut, stiff, 4 BA							C	
28F/11274	AGS.1115/2	Plate, washer							C	
28W/9419475	SP.15/C	Washer, 2 BA, plain							C	
28W/9416642	SP.47/B	Washer, 4 BA, spring							C	

**SERVICES**  
**HYDRAULIC EQUIPMENT IN FRONT FUSELAGE**

Ref. No.	Part No.	Description	No. Off	Matl Spec.	Cl. of Equip.	Plate No.
					M.R. L.M.	
	E.B.6.73.3	<b>HYDRAULIC EQUIPMENT IN FRONT FUSELAGE, ASSEMBLY</b>	—	—	—	
	—	Consisting of:— <b>HYDRAULIC EQUIPMENT, CIRCUIT, ASSEMBLY (E.A.6.73.283)</b>	—	—	—	
	—	Spares for:—				
27M/461	LOCKHEED AIR.40016	<b>ACCUMULATOR</b> , hydraulic ... ..	1	—	A	S.8
27QM/1834	DOWTY O.8214Y.CO1	<b>JACK</b> , nosewheel (Mod. 2380) ... ..	1	—	A	S.9
27QM/1836	DOWTY O.8246Y.CO1	<b>JACK</b> , nosewheel door (Mod. 2379) ... ..	1	—	A	S.9
27VA/3615	DUNLOP 4/W3/101/8/8/11.2	<b>PIPE</b> , flexible, nosewheel door "closed" line ...	1	—	B	S.9
27VA/3647	DUNLOP 4/W3/101/8/9/10	<b>PIPE</b> , flexible, nosewheel door "open" line ...	1	—	B	S.9
27VA/3792	DUNLOP 4/W3/101/8/9/15	<b>PIPE</b> , flexible, nosewheel "up" line ... ..	1	—	B	S.9
27VA/5206	DUNLOP 4/W3/101/8/9/24	<b>PIPE</b> , flexible, nosewheel "down" line (Mod. 1740)	1	—	B	S.9
27Z/1	TURNER 77C/1275	<b>PUMP</b> , hand, duplex ... ..	1	—	A	S.8
27Y/108	ELECTRO HYDS. 7391	<b>RELAY, HYDRAULIC PRESSURE GAUGE</b> ...	1	—	A	
		Consisting of:—				
27Y/3623	9913	<b>ADAPTOR</b> , outlet to gauge ... ..	1	—	C	
27Y/3624	9938	<b>ADAPTOR</b> , hydraulic supply inlet ... ..	1	—	C	
	73082	<b>BODY</b> ... ..	1	DTD.136B	—	
27Y/3625	30M/36 x 4	<b>CIRCLIP</b> , nut to body ... ..	1	—	C	
	73081	<b>CYLINDER</b> ... ..	1	S.1	—	
27Y/3627	73039	<b>NUT</b> , cylinder to body ... ..	1	—	C	
	73083	<b>PISTON</b> ... ..	1	L.64	—	
27Y/3629	40044	<b>PLUG</b> , bleed ... ..	1	—	C	
27Y/3630	7379	<b>RESTRICTOR</b> ... ..	1	—	C	
27Y/3632	739112	<b>RING</b> , piston ... ..	1	—	C	
27Y/3633	739113	<b>RING</b> , piston ... ..	1	—	C	
27Y/4431	739114	<b>RING</b> , sealing cylinder to body ... ..	1	—	C	
27Y/3634	2M/14 x 10	<b>WASHER</b> , adaptor, and restrictor ... ..	3	—	C	
30A/9437135	†	<b>WIRE</b> , locking ... ..	QR	—	C	
27Q/628	DOWTY C.2254Y	<b>UNIT</b> , oil filter ... ..	1	—	A	S.8
27G/2585	DUNLOP AC.12734	<b>VALVE</b> , brake control (Pre-Mod. 3962) (for Dunlop spares breakdown, see A.P.4515C, Vol. 3, Part 1, Sect. 2, Chap. 37)	1	—	A	S.8
27G/3460	DUNLOP AC.61762	<b>VALVE</b> , brake control (Mod. 3962) (For spares see A.P.4515C, Vol. 3, Part 1, Section 2, Chapter 37)	1	—	B	S.8
27QM/1216	DOWTY C.4603Y/MKE	<b>VALVE</b> , thermal relief (Mod. 1266) ... ..	2	—	A	S.9
27QM/772	DOWTY D.401Y/G	<b>VALVE</b> , sequence, nosewheel ... ..	1	—	A	S.9

**SERVICES  
HYDRAULIC EQUIPMENT IN FRONT FUSELAGE**

Ref. No.	Part No.	Description	No. Off	Matl Spec.	Cl. of Equip.	Plate No.
					M.R. L.M.	
		1 2 3 4 5 6				
27QM/773	DOWTY D.401Y/H	VALVE, sequence, nosewheel door ... ..	1	—	A	S.9
27Q/771	DOWTY D.2568/Y	VALVE, pressure relief reservoir (For Dowty spares see A.P.4515B, Vol. 3)	1	—	A	S.8
27W/8	LOCKHEED UMC.704	VALVE, non-return, 1/4" BSP ... ..	2	—	A	S.8
27Q/30025	MESSIER 8557	VALVE, non-return, pressurisation ... ..	1	—	A	S.8
28Y/15486	H. PRESSURE COMPS. G.Y.P.A58	VALVE, charging (Mods. 1477 and 3513) ... ..	2	—	C	S.8
	E.B.6.73.27	<b>PIPES, HYDRAULIC, BETWEEN PRESSURE BULK-HEAD AND FRAME 12A, ASSEMBLY</b>	—	—	—	
		Spares for:—				
39003	E.B.6.73.303	CLAMP, pipe (Mod. 1487) ... ..	3	—	C	S.8
	E.B.6.73.309	CLAMP, pipe (Mod. 1487) ... ..	1	—	—	S.8
1880	EEAS.91/1	CLIP, pipe, special, double ... ..	3	L.16	C	
5260	EEAS.143/5H	CLIP, pipe, single, 3/8" o/d., bonding ... ..	5	L.72	C	
5258	EEAS.143/6H	CLIP, pipe, single, 1/2" o/d., bonding ... ..	4	L.72	C	
731	E.A.3.73.237	PIPE, assembly, from pressure bulkhead coupling to non-return valve at frame 12, hand pump pressure line	1	DTD.323	C	S.8
12979	E.B.6.73.295	PIPE, assembly, from filter in hand pump suction line, to coupling at pressure bulkhead (Mod. 1487)	1	L.54	C	S.8
12980	E.B.6.73.297	PIPE, assembly, from reservoir tee under N.B.C. compartment floor to filter in hand pump suction line (Mod. 1487)	1	L.54	C	S.8
734	E.A.3.73.243	PIPE, assembly, from running coupling at nose-wheel selector to running coupling at wheel well nosewheel jack "up" line	1	DTD.323	C	S.8
735	E.A.3.73.245	PIPE, assembly, from running coupling at nose-wheel selector to running coupling at wheel well wall, nosewheel jack "down" line	1	DTD.323	C	S.8
1607	E.A.3.73.247	PIPE, assembly, port brake, from pressure bulkhead to frame 12A	1	DTD.323	C	S.8
1630	E.A.3.73.249	PIPE, assembly, from coupling on frame 12 to pressure bulkhead coupling supply line	1	DTD.323	C	S.8
1631	E.A.3.73.251	PIPE, assembly, starboard brake, from pressure bulkhead to frame 12A	1	DTD.323	C	S.8
12983	E.B.6.73.299	PIPE, assembly, from tee to reservoir connection at N.B.C. compartment floor (Mod. 1487)	1	L.54	B	S.8
1633	E.A.3.73.255	PIPE, assembly, from reservoir tee under N.B.C. compartment floor to pressure bulkhead connection	1	L.56	C	S.8
839	E.A.1.73.335	PIPE, assembly, from non-return valve forward of frame 12A to accumulator and selector tee hand pump pressure line	1	DTD.323	C	S.8

**SERVICES**  
**HYDRAULIC EQUIPMENT IN FRONT FUSELAGE**

Ref. No.	Part No.	Description	No. off	Matl. Spec.	Cl. of Equip.		Plate No.
					M.R.	L.M.	
5928	E.A3.73.785	PIPE, assembly, hydraulic gauge, between pressure bulkhead and frame 12A	1	DTD.323	C		S.8
12981	E.B6.73.315	TEE, special, under N.B.C. floor reservoir connection	1	—	B		S.8
5259	EEAS.21/2ERH	WASHER, special	12	L.72	C		
	E.B6.73.29	PIPES, HYDRAULIC ON FRAME 12, ASSEMBLY	—	—	—		
		Spares for:—					
5258	EEAS.143/6H	CLIP, pipe, single, 1/4" o/d., bonding	11	L.72	C		
1880	EEAS.91/1	CLIP, pipe, double	1	L.16	C		
12982	E.B6.73.301	FITTING, special banjo body (Mod. 1487)	1	DTD.423	B		
1634	E.A3.73.227	PIPE, assembly, from connecting tee on frame 12 to non-return valve supply line	1	DTD.323	C		S.8
1635	E.A3.73.229	PIPE, assembly, from accumulator tee coupling to running coupling for pipe, through frame 12	1	DTD.323	C		S.8
1608	E.A3.73.231	PIPE, assembly, from non-return valve to accumulator tee coupling	1	DTD.323	C		S.8
1610	E.A3.73.235	PIPE, assembly, from coupling accumulator to tee connector accumulator	1	DTD.323	C		S.8
5259	EEAS.21/2ERH	WASHER, special	15	L.72	C		
	E.B6.73.31	PIPES, HYDRAULIC, FROM RESERVOIR TO FRAME 12, AND PRESSURE BULKHEAD, ASSEMBLY	—	—	—		
		Spares for:—					
9016	E.A2.73.507	BOX, oil collector	1	—	B/MR		S.8
5260	EEAS.143/5H	CLIP, pipe, single, 3/8" o/d., bonding	5	L.72	C		
5258	EEAS.143/6H	CLIP, pipe, single, 1/4" o/d., bonding	8	L.72	C		
5543	EEAS.143/10H	CLIP, pipe, single, 1/4" o/d., bonding	2	L.72	C		
5544	EEAS.143/21H	CLIP, pipe, single, 1/4" o/d., bonding	10	L.72	C		
5521	EEAS.143/24H	CLIP, pipe, single, 1/4" o/d., bonding	6	L.72	C		
5929	E.A3.73.727	COUPLING, tee, 1/2" x 1/2" x 3/8"	1	—	C		S.8
719	E.A1.73.239	FILTER, CABIN BLOWER, NON-RETURN VALVE, GROUP	1	—	B		
		Consisting of:—					
	E.A1.73.241	BODY, filter	1	DTD.683	—		S.8
28N/2001711	AGS.2030/6	CIRCLIP, internal	1	—	C		S.8
5036	E.A1.73.243	GAUGE, 200 mesh	1	Brass	—		
12423	E.B6.73.263	FITTING, special, banjo body (Mod. 1487)	1	DTD.423	C		S.8
1128	EEAS.69/2	GASKET, sealing special	1	Neo-K-Tex	C		S.8
12984	E.B6.73.291	PIPE, assembly, from hydraulic reservoir to bulkhead coupling in hand pump suction line (Mod. 1487)	1	L.54	B		S.8
5931	E.B6.73.43	PIPE, assembly, from hydraulic reservoir to tee piece	1	L.56	C		S.8
5932	E.B6.73.45	PIPE, assembly, from pressure relief valve in overflow line to tee piece	1	L.56	C		S.8
5933	E.B6.73.47	PIPE, assembly, from hydraulic reservoir to pressure relief valve in overflow pipe	1	L.56	C		S.8

**SERVICES**  
**HYDRAULIC EQUIPMENT IN FRONT FUSELAGE**

Ref No	Part No.	Description	No. off						Place No
			1	2	3	4	5	6	
	E.86.73.265	PIPES, HYDRAULIC, FRAME 3 TO PRESSURE BULKHEAD, ASSEMBLY (MCI) 1440							
		Spares for—							
9336	E.A.3.73.837	BRACKET, fairlead, between frames 4 and 5							S.8
7542	EEAS.143/16	CLIP, pipe, single, 1/2" o/d							
17525	EEAS.143/10	CLIP, pipe, single, 1/2" o/d							
5260	EEAS.143/5H	CLIP, pipe, single, 1/2" o/d, bonding							
	E.86.73.277	FAIRLEAD, for pipes at frames 3 and 4							S.8
	E.86.73.283	FAIRLEAD, for pipes at frames 5, 6 and 7							S.8
	E.86.73.271	FAIRLEAD, for pipes through navigator's floor							S.8
5953	EEAS.69/1	GASKET, bulkhead, coupling pressure line						Neo-K-Tex	S.8
1128	EEAS.69/2	GASKET, bulkhead, coupling pressure line						Neo-K-Tex	S.8
1620	EEAS.69/4	GASKET, bulkhead, coupling suction line						Neo-K-Tex	S.8
12985	EEAS.69/6	GASKET, bulkhead, coupling suction line						Neo-K-Tex	S.8
12986	E.86.73.267	PIPE, assembly from coupling aft of frame 5 to coupling aft of frame 3, hand pump, suction line						L.54	B S.8
13018	E.A.3.73.183	PIPE, assembly from coupling aft of frame 3 to coupling aft of frame 5, hand pump, pressure line						DTD.323	C S.8
12987	E.86.73.265	PIPE, assembly from coupling aft of frame 5 to coupling through pressure bulkhead, hand pump, suction line						L.54	B S.8
760	E.A.3.73.187	PIPE, assembly from coupling aft of frame 5 to coupling at pressure bulkhead, hand pump, pressure line						DTD.323	C S.8
1621	E.A.3.73.283	PIPE, assembly, from coupling aft of frame 5 to coupling aft of frame 3 brake pressure return line						L.56	C S.8
1623	E.A.3.73.285	PIPE, assembly from coupling aft of frame 3 to coupling aft of frame 5, port, brake line						DTD.323	C S.8
1624	E.A.3.73.287	PIPE, assembly, from coupling aft of frame 3 to coupling aft of frame 5, brake supply line						DTD.323	C S.8
1625	E.A.3.73.289	PIPE, assembly, from coupling aft of frame 3 to coupling aft of frame 5, starboard, brake line						DTD.323	C S.8
1626	E.A.3.73.291	PIPE, assembly, from coupling at pressure bulkhead, to coupling aft of frame 5, brake pressure return line						L.56	C S.8
1627	E.A.3.73.293	PIPE, assembly from coupling aft of frame 5 to coupling at pressure bulkhead, port, brake line						DTD.323	C S.8
1628	E.A.3.73.295	PIPE, assembly, from coupling aft of frame 5 to coupling at pressure bulkhead, brake supply line						DTD.323	C S.8
1629	E.A.3.73.297	PIPE, assembly, from coupling aft of frame 5 to coupling at pressure bulkhead, starboard, brake line						L.56	C S.8

**SERVICES  
HYDRAULIC EQUIPMENT IN FRONT FUSELAGE**

Ref. No.	Part No.	Description	No. off	Mntl. Spec.	Cl. of Equip.		Plate No.
					M.R.	L.M.	
		1 2 3 4 5 6					
5942	E.A3.73.781	PIPE, assembly, hydraulic pressure gauge from coupling under navigator's floor at frame 5 to forward of frame 5	1	DTD.323	C		S.8
5943	E.A3.73.783	PIPE, assembly, hydraulic pressure gauge from pressure bulkhead connection to coupling under navigator's floor at frame 5	1	DTD.323	C		S.8
980	EEAS.20/1DR	TAB, locking, 20 SWG	4	L.72	C		
981	EEAS.20/2DR	TAB, locking, 20 SWG	10	L.72	C		
5259	EEAS.21/2ERH	WASHER, special	8	L.72	C		
	E.B6.73.259	<b>PIPES, HYDRAULIC, FROM HAND PUMP TO FRAME 4, ASSEMBLY (MOD. 1487)</b> Spares for:—	—	—	—		
5258	EEAS.143/6H	CLIP, pipe, single, 1/2" o/d., bonding	2	L.72	C		
5543	EEAS.143/10H	CLIP, pipe, single, 1/2" o/d., bonding	2	L.72	C		
12423	E.B6.73.263	FITTING, special banjo body	1	DTD.423	C		
12988	E.B6.73.261	PIPE, assembly, from hand pump to running coupling in suction line	1	L.54	B		S.8
763	E.A3.73.301	PIPE, assembly, from hand pump to running coupling in pressure line	1	DTD.323	C		S.8
20778	EEAS.20/2ER	WASHER, special	6	—	C		
	E.A3.73.739	<b>PIPES, HYDRAULIC, IN NOSEWHEEL BAY, ASSEMBLY</b> Spares for:—	—	—	—		
	E.A3.73.847	ADAPTOR, bulkhead connection	1	—	—		S.9
20796	E.B6.73.249	BRACKET, thermal relief valve (Mod. 1266)	1	—	C		S.9
5260	EEAS.143/5H	CLIP, pipe, single, 2/8" o/d., bonding	14	L.72	C		S.9
5258	EEAS.143/6H	CLIP, pipe, single, 1/2" o/d., bonding	5	L.72	C		S.9
829	E.A1.73.181	CLIP, pipe, special, thermal relief valve (Mod. 1266)	1	—	C		S.9
737	E.A1.73.179	CLIP, pipe, special, flexible, 1/2" BSP	3	—	C		S.9
738	E.A1.73.213	CLIP, pipe, special	1	L.72	C		S.9
739	E.A1.73.245	CLIP, pipe, special, flexible, 1/2" BSP	1	—	C		S.9
1242	E.A3.73.773	CLIP, pipe, special, flexible, 1/2" BSP	4	L.72	C		S.9
20797	E.B6.73.251	CLIP, thermal relief valve (Mod. 1266)	1	L.72	C		S.9
4512	E.A3.73.667	PIPE, assembly, from nosewheel jack thermal relief valve to nosewheel door jack thermal relief valve and return line tee	1	DTD.323	C		S.9
4513	E.A3.73.669	PIPE, assembly, from thermal relief valve tee at wheel well wall, to hydraulic reservoir tee forward of frame 12, return line	1	DTD.323	C		S.9
4514	E.A3.73.671	PIPE, assembly, from nosewheel door jack thermal relief valve to nosewheel jack thermal relief valve and return line tee	1	DTD.323	C		S.9
4511	E.A3.73.673	PIPE, assembly, from sequence valve and nosewheel jack supply tee to thermal relief valve nosewheel "up" line	1	DTD.323	C		S.9
750	E.A3.73.741	PIPE, assembly, from wheel well running coupling to sequence valve and nosewheel under-carriage jack tee piece "down" line	1	DTD.323	C		S.9

**SERVICES**  
**HYDRAULIC EQUIPMENT IN FRONT FUSELAGE**

Ref. No	Part No.	Description	No. off	Matl Spec.	Cl. of Equip.	Plate No.
					M.R. I.M.	
749	E.A3.73.743	PIPE, assembly, from wheel well running coupling to sequence valve and nosewheel undercarriage door jack tee piece "up" line	1	DYD.323	C	S.9
740	E.A3.73.745	PIPE, assembly, from nosewheel "up" supply line tee to sequence valve	1	DTD.323	C	S.9
741	E.A3.73.747	PIPE, assembly, from sequence valve to thermal relief and nosewheel undercarriage jack tee "up" line	1	DTD.323	C	S.9
751	E.A3.73.749	PIPE, assembly, from thermal relief valve and sequence valve to nosewheel undercarriage jack "up" line	1	DTD.323	C	S.9
752	E.A3.73.753	PIPE, assembly, from nosewheel undercarriage jack supply tee, to sequence valve, undercarriage "down" line	1	DTD.323	C	S.9
4782	E.A3.73.755	PIPE, assembly from supply tee to nosewheel door jack bulkhead connection "down" line	1	DTD.323	C	S.9
743	E.A3.73.757	PIPE, assembly, from sequence valve to nosewheel door jack and thermal relief valve tee door's "open" line	1	DTD.323	C	S.9
745	E.A3.73.761	PIPE, assembly, from sequence valve and nosewheel door jack tee to thermal relief valve "open" line	1	DTD.323	C	S.9
4783	E.A3.73.763	PIPE, assembly, from supply tee bulkhead connection to nosewheel undercarriage door jack flexible connection "down" line	1	DTD.323	C	S.9
4495	E.A3.73.769	PIPE, assembly, from supply and sequence valve tee piece to nosewheel undercarriage door jack flexible coupling door's "closed" line	1	DTD.323	C	S.9
5516	E.A3.73.771	PIPE, assembly, from sequence valve and thermal relief valve tee to nosewheel door jack flexible connection "open" line	1	DTD.323	C	S.9
	E.A3.73.849	PLATE, washer, bulkhead adaptor ... ..	1	L.72	—	S.9
981	EEAS.20/2DR	TAB, locking, 20 SWG ... ..	8	L.72	C	S.9
5259	EEAS.21/2ERH	WASHER, special ... ..	37	L.72	C	S.9
	E.A3.73.37	<b>RESERVOIR, HYDRAULIC, MOUNTING, ASSEMBLY</b> Spares for:—	—	—	—	
2447	E.A1.73.49	<b>COUPLING</b> , pipe (Pre-Mod. 3390) ... ..	1	—	C	S.10
6850	E.A3.73.607	<b>EXTENSION, HYDRAULIC RESERVOIR FILLER, GROUP</b> Spares for:—	1	—	B	S.10
2125	E.A3.73.603	<b>CIRCLIP</b> , special, 5"2 dia. ... ..	1	L.72	C	S.10
2123	E.A3.73.609	<b>STRIP</b> , rubber ... ..	1	Neoprene	C	S.10
5502	EEAS.21/2FR	<b>WASHER</b> , special ... ..	2	L.72	C	S.10
764	E.A1.73.41	<b>GASKET</b> , hydraulic reservoir filler neck ... ..	1	Neo-K-Tex	C	S.10

**SERVICES**  
**HYDRAULIC EQUIPMENT IN FRONT FUSELAGE**

Ref. No.	Part No.	Description	No. off	Matl. Spec.	Cl. of Equip.	Plate No.
					M.R. L.M.	
		1 2 3 4 5 6				
12905	E.B6.73.351	<b>RESERVOIR, HYDRAULIC, GROUP (MOD. 1734)</b>	1	—	A	S.10
		Spares for:—				
22234	E.B6.73.347	<b>ADAPTOR</b> , filler cap ... ..	1	S.95 or S.96	C	S.10
1886	E.A1.73.381	<b>FILLER</b> , oil reservoir, 45 mesh, 34 SWG ... ..	1	—	C	S.10
22235	E.B6.73.349	<b>GASKET</b> , filler neck ... ..	1	Neo-K-Tex	C	S.10
22233	E.B6.73.345	<b>SEATING</b> , filler ... ..	1	L.34	C	S.10
28U/15632	SP.35/E	<b>ROD</b> , tension, reservoir mounting strap ... ..	2	—	C	S.10
2124	E.A3.73.611	<b>SEAL</b> , rubber ... ..	1	Neoprene	C	S.10
766	E.A1.73.39	<b>STRAP</b> , hydraulic reservoir mounting ... ..	4	L.72	C	S.10
981	EEAS.20/2DR	<b>TAB</b> , locking, 20 SWG ... ..	1	L.72	C	S.10
767	E.A1.70.21	<b>TRUNNION</b> , R.H. thread ... ..	2	MS	C	S.10
768	E.A1.70.22	<b>TRUNNION</b> , L.H. thread ... ..	2	MS	C	S.10
28F/9439163	AGS.1190/K	<b>UNION</b> , reducing (Mod. 3390) ... ..	1	—	C	

Pages 1125 to 1134 not issued

1125  
1126  
1127  
1128  
1129  
1130  
1131  
1132  
1133  
1134

**SERVICES  
HYDRAULIC EQUIPMENT IN FRONT FUSELAGE**

Ref. No.	Part No.	Description						No. off	Matl. Spec.	Cl. of Equip.	Plate No.
		1	2	3	4	5	6			M.R. L.M.	
<b>SUMMARY OF STOCK ITEMS USED ON HYDRAULIC EQUIPMENT IN FRONT FUSELAGE, ASSEMBLY</b>											
28F/8011809	AGS.1104/B	Adaptor, cone	...	...	...	...	...	...		C	
28F/9439107	AGS.1105/F	Adaptor, union	...	...	...	...	...	...		C	
28F/1013599	AGS.1142/A	Adaptor, nipple	...	...	...	...	...	...		C	
28F/8011896	AGS.1142/C	Adaptor, nipple	...	...	...	...	...	...		C	
28F/8011886	AGS.1142/D	Adaptor, nipple	...	...	...	...	...	...		C	
28F/9129085	AGS.1102/A	Body, cone, union	...	...	...	...	...	...		C	
28F/8011883	AGS.1102/B	Body, cone, union	...	...	...	...	...	...		C	
28F/9471001	AGS.1102/C	Body, cone, union	...	...	...	...	...	...		C	
28F/9439765	AGS.1102/D	Body, cone, union	...	...	...	...	...	...		C	
28F/1036556	AGS.1111/A	Body, union, bulkhead	...	...	...	...	...	...		C	
28F/1013402	AGS.1111/B	Body, union, bulkhead	...	...	...	...	...	...		C	
28F/9714	AGS.1111/C	Body, union, bulkhead	...	...	...	...	...	...		C	
28F/1059217	AGS.1111/D	Body, union, bulkhead	...	...	...	...	...	...		C	
28F/9157486	AGS.1112/F	Body, union, bulkhead	...	...	...	...	...	...		C	
28F/9140973	AGS.1129/C	Body, banjo, single end cone	...	...	...	...	...	...		C	
28F/11170	AGS.1129/D	Body, banjo, single end cone	...	...	...	...	...	...		C	
28F/9439017	AGS.1134/C	Body, banjo	...	...	...	...	...	...		C	
28D/1010658	A25/1B	Bolt, 4 BA	...	...	...	...	...	...		C	
28D/1008149	A25/2B	Bolt, 4 BA	...	...	...	...	...	...		C	
28D/9419452	A25/3B	Bolt, 4 BA	...	...	...	...	...	...		C	
28D/9436920	A25/1C	Bolt, 2 BA	...	...	...	...	...	...		C	
28D/9133011	A25/2C	Bolt, 2 BA	...	...	...	...	...	...		C	
28D/9133012	A25/3C	Bolt, 2 BA	...	...	...	...	...	...		C	
28D/1011019	A25/8C	Bolt, 2 BA	...	...	...	...	...	...		C	
28D/9140644	A25/9C	Bolt, 2 BA	...	...	...	...	...	...		C	
28D/9140645	A25/10C	Bolt, 2 BA	...	...	...	...	...	...		C	
28D/9435710	A25/11C	Bolt, 2 BA	...	...	...	...	...	...		C	
28D/9140647	A25/14C	Bolt, 2 BA	...	...	...	...	...	...		C	
28D/1011248	A25/16E	Bolt, 1" BSF	...	...	...	...	...	...		C	
28D/1212939	A61/1C	Bolt, 2 BA	...	...	...	...	...	...		C	
28F/9423229	AGS.1135/C	Bolt, banjo	...	...	...	...	...	...		C	
28F/9423231	AGS.1135/D	Bolt, banjo	...	...	...	...	...	...		C	
28N/3720	AGS.607	Cap, filler	...	...	...	...	...	...		C	
28N/3721	AGS.607/D	Chain	...	...	...	...	...	...		C	
28F/1011798	AGS.1103/F	Coupling, pipe	...	...	...	...	...	...		C	
28F/1013599	AGS.1142/A	Nipple, adaptor	...	...	...	...	...	...		C	
28F/8011885	AGS.1142/B	Nipple, adaptor	...	...	...	...	...	...		C	
28M/9403519	A27/BP	Nut, 4 BA	...	...	...	...	...	...		C	
28M/1006504	A27/BT	Nut, 4 BA	...	...	...	...	...	...		C	
28M/9403520	A27/CP	Nut, 2 BA	...	...	...	...	...	...		C	
28M/9129524	A29/BP	Nut, 4 BA	...	...	...	...	...	...		C	
28M/13324	A29/CP	Nut, 2 BA	...	...	...	...	...	...		C	
28M/1278189	AGS.2001/B/1	Nut, stiff, 4 BA	...	...	...	...	...	...		C	
28M/1278190	AGS.2001/C/1	Nut, stiff, 2 BA	...	...	...	...	...	...		C	
28M/1201610	AGS.2001/E/1	Nut, stiff, 1/2" BSF	...	...	...	...	...	...		C	
28P/1012221	SP.4Y/B12	Pin, shackle	...	...	...	...	...	...		C	
28P/1007741	SP.9/C8	Pin, split	...	...	...	...	...	...		C	
28N/5679	AGS.607/C	Plate	...	...	...	...	...	...		C	
28F/9152415	AGS.1115/1	Plate, washer	...	...	...	...	...	...		C	
28F/9128928	AGS.1115/2	Plate, washer	...	...	...	...	...	...		C	

**SERVICES**  
**HYDRAULIC EQUIPMENT IN FRONT FUSELAGE**

Ref. No.	Part No.	1	2	3	4	5	6	No. off	Matl. Spec.	Cl. of Equip.	Plate No.
										M.R. L.M.	
28F/9128929	AGS.1115/4									C	
28F/10603	AGS.1115/6									C	
28F/11491	AGS.1115/8									C	
28N/3724	AGS.608/B									C	
28F/9428452	AGS.1186/A									C	
28F/9428453	AGS.1186/B									C	
28F/9429532	AGS.1186/C									C	
28F/9428455	AGS.1186/D									C	
28F/9428456	AGS.1186/F									C	
28F/1051097	AGS.1114/A									C	
28F/8011811	AGS.1118/B									C	
28F/9488812	AGS.1120/8									C	
28F/9709685	AGS.1108/B									C	
28F/9439163	AGS.1109/K									C	
28W/9419465	SP.13/B									C	
28W/9419402	SP.13/C									C	
28W/9419475	SP.15/C									C	
28W/9419486	SP.16/B									C	
28W/9416642	SP.47/B									C	
28W/9416632	SP.47/C									C	
28W/9416644	SP.47/E									C	
28W/9416645	SP.47/G									C	
28N/3722	AGS.607/B									C	

**SERVICES**  
**HYDRAULIC EQUIPMENT IN CENTRE FUSELAGE**

Ref. No.	Part No.	Description	No. Off	Matl Spec.	Cl. of Equip.	Plate No.
					M.R. L.M.	
		1 2 3 4 5 6				
	E.B6.73.5	<b>HYDRAULIC EQUIPMENT IN CENTRE FUSELAGE, ASSEMBLY</b>	—	—	—	
	—	Consisting of:— <b>HYDRAULIC EQUIPMENT CIRCUIT, ASSEMBLY (E.A6.73.283)</b>	—	—	—	
		Spares for:—				
27Q/30024	MESSIER 8076/52	<b>DIVIDER</b> , flow ... ..	2	—	B	S.22
27B/1877	VOKES E.30L/1"/7915	<b>FILTER</b> ... ..	1	—	B	S.21
27B/2620	or E.30L/1"/2537	<b>FILTER</b> ... ..	1	—	B	
6A/2693	DOWTY †	<b>GAUGE</b> , pressure, Mk. 14LL ... ..	1	—	A	S.1
27QM/70192	DOWTY 1'00522'001	<b>JACK</b> , bomb door, front, assembly (E.A3.73.643) (For spares see A.P.4515B, Vol. 3)	1	—	A	S.21
27QM/70193	DOWTY 1'00523'001	<b>JACK</b> , bomb door rear, assembly (E.A3.73.641) (For spares see A.P.4515B, Vol. 3)	1	—	A	S.22
	ELECTRO HYDCS. 7391	<b>RELAY, HYDRAULIC, PRESSURE GAUGE</b> , Consisting of:—	1	—	A	S.21
27Y/3623	9913	<b>ADAPTOR</b> , outlet to gauge ... ..	1	—	C	
27Y/3624	9938	<b>ADAPTOR</b> , hydraulic supply inlet ... ..	1	—	C	
	73082	<b>BODY</b> ... ..	1	DTD.130B	—	
27Y/3625	30M/36 x 4	<b>CIRCLIP</b> , nut to body ... ..	1	—	C	
	73081	<b>CYLINDER</b> ... ..	1	S.1	—	
27Y/3627	73039	<b>NUT</b> , cylinder to body ... ..	1	—	C	
	73083	<b>PISTON</b> ... ..	1	L.64	—	
27Y/3629	40044	<b>PLUG</b> , bleed ... ..	1	—	C	
27Y/3630	7379	<b>RESTRICTOR</b> ... ..	1	—	C	
27Y/3632	739112	<b>RING</b> , piston ... ..	1	—	C	
27Y/3633	739113	<b>RING</b> , piston ... ..	1	—	C	
27Y/4431	739114	<b>RING</b> , sealing, cylinder to body ... ..	1	—	C	
27Y/3634	2M/14 x 10	<b>WASHER</b> , at adaptors and restrictor ... ..	3	—	C	
30A/9437135	†	<b>WIRE</b> , locking ... ..	QR	—	C	
27Q/1104	DOWTY 408Y.AN	<b>SELECTOR</b> , and non-return valve for flap and air brake isolation (Pre-Mod. 3937)	1	—	A	S.21
27QM/70283	DOWTY 408Y/Mk.BN	<b>SELECTOR</b> , and non-return valve for flap and air brake isolation (Mod. 3937)	1	—	A	
27QM/790	DOWTY C.1034Y/Q	<b>VALVE</b> , pressure relief flaps "down" (For spares see A.P.4515B, Vol. 3)	1	—	A	S.21
27Q/782	DOWTY S.1183Y/Mk.B	<b>VALVE</b> , rotary control nosewheel (Pre-Mod 3937) (For spares see A.P.4515B, Vol. 3)	1	—	A	S.21
27QM/70287	DOWTY O.1183Y/BO2	<b>VALVE</b> , rotary control, nosewheel (Mod. 3937) (For spares see A.P.4515B, Vol. 3)	1	—	A	

**SERVICES**  
**HYDRAULIC EQUIPMENT IN CENTRE FUSELAGE**

Ref. No.	Part No.	Description						No. Off	Matl Spec.	Cl. of Equip. M.R. L.M.	Plate No.
		1	2	3	4	5	6				
27QM/1216	DOWTY C.4603Y/Mk.E	VALVE,	thermal relief (Mod. 1266)	...	...	...	7	—	A	S.21	
27QM/778	DOWTY D.657Y	VALVE,	restrictor (For spares see A.P.4515B, Vol. 3)	...	...	...	1	—	A	S.21	
27W/10	LOCKHEED UMC.706/3	VALVE,	non-return, 1/8" BSP (Pre-Mod. 3368)	...	...	...	1	—	A	S.21	
27W/17	LOCKHEED UMC.706/4	VALVE,	non-return, 1/8" BSP (Mod. 3368)	...	...	...	1	—	A	S.21	
28Y/15486	H. PRESSURE COMPS. G.Y.P.A58	VALVE,	charging	...	...	...	1	—	C	S.21	
27Q/30022	MESSIER 6330	VALVE,	solenoid operated	...	...	...	1	—	A	S.21	
27Q/1105	DOWTY 5240Y	VALVE,	non-return, flap and air brake isolation	...	...	...	1	—	A		
	E.B6.73.15	<b>MOUNTING OF ROTARY CONTROL VALVES AND ACTUATORS FOR UNDERCARRIAGE AND BOMB DOORS, ASSEMBLY</b> Spares for:—						—	—	—	
	E.E. CO. LTD. BRADFORD Type 204 Mk. 6	<b>ACTUATOR, UNDERCARRIAGE ROTARY CONTROL VALVE, ASSEMBLY</b> Consisting of:—						7	—	—	S.21
5W/328	AED.200152	ACTUATOR,	type 200, Mk. 1	...	...	...	1	—	A		
5W/338	†	BRACKET,	mounting, c/w label	...	...	...	1	—	C		
27Q/779	DOWTY C.408Y/Mk.Q	VALVE	(Pre-Mod. 3937)	...	...	...	1	—	A		
27QM/70281	DOWTY 408Y/Mk.BQ	VALVE,	(Mod. 3937)	...	...	...	1	—	A		
30A/9148334	†	WIRE,	24 SWG	...	...	...	QR	—	C		
	E.E. CO. LTD. BRADFORD Type 206 Mk. 6	<b>ACTUATOR, BOMB DOOR ROTARY CONTROL VALVE, ASSEMBLY</b> Consisting of:—						1	—	—	S.21
5W/328	AED.200152	ACTUATOR,	type 200, Mk. 1	...	...	...	1	—	A		
5W/340	†	BRACKET,	mounting, c/w label	...	...	...	1	—	B		
27Q/780	DOWTY C.408/Mk.R	VALVE,	(Pre-Mod. 3937)	...	...	...	1	—	A		
27QM/70282	DOWTY 408Y/Mk.BR	VALVE	(Mod. 3937)	...	...	...	1	—	A		
30A/9148334	†	WIRE,	locking, 24 SWG	...	...	...	QR	—	C		
5260	EEAS.143/5H	CLIP,	pipe, single, 1/4" o/d., bonding	...	...	...	8	L.72	C	S.22	
5258	EEAS.143/6H	CLIP,	pipe, single, 1/4" o/d., bonding	...	...	...	2	L.72	C	S.22	
5348	EEAS.143/8H	CLIP,	pipe, single, 3/8" o/d., bonding	...	...	...	7	L.72	C	S.22	
5544	EEAS.143/21H	CLIP,	pipe, single, 1/2" o/d., bonding	...	...	...	2	L.72	C	S.22	
5521	EEAS.143/24H	CLIP,	pipe, single, 3/4" o/d., bonding	...	...	...	1	L.72	C	S.22	
5944	E.B6.73.65	PIPE,	assembly, from tee in pressure line to non-return valve at bomb door selector unit	...	...	...	1	DTD.323	C	S.21	

**SERVICES**  
**HYDRAULIC EQUIPMENT IN CENTRE FUSELAGE**

Ref. No.	Part No.	Description	No. Off	Matl Spec.	Cl. of Equip.	Plate No.
					M.R. L.M.	
5945	E.B6.73.67	PIPE, assembly, from supply tee joint to undercarriage selector non-return valve	1	DTD.323	C	S.21
5946	E.B6.73.69	PIPE, assembly, from tee cone aft of frame 14 to undercarriage and bomb door selector tee, hand pump, pressure line	1	DTD.323	C	S.21
5947	E.B6.73.73	PIPE, assembly, from bomb door selector to cone union body aft of frame 19	1	DTD.323	C	S.21
16505	E.B6.73.121	PIPE, assembly, from selector to undercarriage door jack tee, "up" line	1	DTD.323	C	S.21
1699	E.A3.73.333	PIPE, assembly, from undercarriage selector to thermal relief tee, nosewheel "up" line	1	DTD.323	C	S.21
16506	E.B6.73.123	PIPE, assembly, from unndercarriage selector unit to door jack, junction tee, "down" line	1	DTD.323	C	S.21
775	E.A3.73.337	PIPE, assembly, from undercarriage selector to thermal relief valve tee, nosewheel, "down" line	1	DTD.323	C	S.21
776	E.A3.73.339	PIPE, assembly, from bomb door selector to forward bomb door jack thermal relief valve coupling, tee, "closed" line	1	DTD.323	C	S.21
778	E.A3.73.343	PIPE, assembly, from bomb door selector to forward bomb door jack thermal relief valve coupling tee, "open" line	1	DTD.323	C	S.21
16507	E.B6.73.125	PIPE, assembly, from bomb door selector to rear bomb door jack "open" line coupling, between 12 and 13	1	DTD.323	C	S.21
780	E.A3.73.347	PIPE, assembly, from bomb door selector to rear coupling for hand pump in return line	1	L.56	C	S.21
12124	E.B6.73.149	PIPE, assembly, between bomb door selector unit and undercarriage selector tee	1	DTD.323	C	S.21
781	E.A3.73.349	PIPE, assembly, between undercarriage bomb door selector tee coupling reservoir return line	1	L.56	C	S.21
782	E.A3.73.351	PIPE, assembly, from bomb door selector to tee coupling at frame 15 on reservoir return line	1	L.56	C	S.21
783	E.A3.73.353	PIPE, assembly, from bomb door selector to tee in reservoir return line	1	L.56	C	S.21
1701	E.A3.73.355	PIPE, assembly, from coupling aft of frame 15 to coupling aft of frame 19, hydraulic port brake	1	DTD.323	C	S.21
5259	EEAS.21/2ERH	WASHER, special	17	L.72	C	S.22

**SERVICES**  
**HYDRAULIC EQUIPMENT IN CENTRE FUSELAGE**

Ref. No.	Part No.	Description	No. Off	Matl Spec.	Cl. of Equip.	Plate No.
					M.R. L.M.	
		1 2 3 4 5 6				
	E.A3.73.399	<b>MOUNTING OF ROTARY CONTROL VALVE AND ACTUATOR FOR WING FLAPS, ASSEMBLY</b> Spares for:—	—	—	—	
	E.E. CO. LTD. BRADFORD Type 205 Mk. 6	<b>ACTUATOR AND HYDRAULIC VALVE FOR FLAPS, ASSEMBLY</b> Consisting of:—	1	—	—	
5W/328	AED.200152	<b>ACTUATOR</b> , type 200, Mk. 1 ... ..	1	—	A	
5W/339	†	<b>BRACKET</b> , mounting, c/w label ... ..	1	—	C	
27QM/781	DOWTY C.408Y/Mk.L	<b>VALVE</b> (Pre-Mod. 3937) ... ..	1	—	A	
27QM/70280	DOWTY 408Y/Mk.BL	<b>VALVE</b> (Mod. 3937) ... ..	1	—	A	
30A/9148334	†	<b>WIRE</b> , locking, 24 SWG ... ..	QR	—	C	
5526	EEAS.91/3	<b>CLIP</b> , pipe, double, 3/8" o/d. ... ..	1	L.72	C	S.22
5348	EEAS.143/8H	<b>CLIP</b> , pipe, single, 3/8" o/d., bonding ... ..	20	L.72	C	S.22
784	E.A3.73.423	<b>PIPE</b> , assembly, from selector to running coupling aft of frame 18, flaps "up" line	1	DTD.323	C	S.21
785	E.A3.73.425	<b>PIPE</b> , assembly, from selector to running coupling aft of frame 18, flaps "down" line	1	DTD.323	C	S.21
1718	E.A3.73.427	<b>PIPE</b> , assembly, connecting port and starboard undercarriage door jacks, "closed" line	1	DTD.323	C	S.21
1721	E.A3.73.429	<b>PIPE</b> , assembly, from flap selector to air brake tee in reservoir, return line	1	DTD.323	C	S.21
788	E.A3.73.431	<b>PIPE</b> , assembly, from flap selector tee to joint in reservoir, return line	1	L.56	C	S.21
786	E.A3.73.433	<b>PIPE</b> , assembly, from flap selector tee flap and air brake tee in reservoir, return line	1	L.56	C	S.21
787	E.A3.73.437	<b>PIPE</b> , assembly, from air brake selector tee to flap selector, non-return valve	1	DTD.323	C	S.21
1720	E.A3.73.439	<b>PIPE</b> , assembly, air brake selector pressure line	1	DTD.323	C	S.21
3495	E.A3.73.645	<b>PIPE</b> , assembly, from air brake selector tee to air brake flap selector tee in reservoir, return line	1	L.56	C	S.21
5259	EEAS.21/2ERH	<b>WASHER</b> , special ... ..	23	L.72	C	S.22
	E.B6.73.163	<b>MOUNTING OF ROTARY CONTROL VALVE AND ACTUATOR, FOR AIR BRAKES, ASSEMBLY</b> Spares for:—	—	—	—	
	E.E. CO. LTD. BRADFORD Type 217 Mk. 1	<b>ACTUATOR AND HYDRAULIC VALVE FOR AIR BRAKES, ASSEMBLY</b> Consisting of:—	1	—	—	S.21
5W/328	AED.200152	<b>ACTUATOR</b> , type 200, Mk. 1 ... ..	1	—	A	
5W/342	†	<b>BRACKET</b> , mounting ... ..	1	—	C	

**SERVICES**  
**HYDRAULIC EQUIPMENT IN CENTRE FUSELAGE**

Ref. No.	Part No.	Description	No. Off	Matl Spec.	Cl. of Equip.	Plate No.
					M.R. L.M.	
		1 2 3 4 5 6				
27QM/781	DOWTY C.408Y/Mk.L	VALVE (Pre-Mod. 3937) ... ..	1	—	A	
27QM/70280	DOWTY 408Y/Mk.BL	VALVE (Mod. 3937) ... ..	1	—	A	
30A/9148334	†	WIRE, locking, 24 SWG ... ..	QR	—	C	
829	E.A1.73.181	CLIP, special, for thermal relief valve mounting at frame 19 (Mod. 1266)	2	—	C	S.21
5260	EEAS.143/5H	CLIP, pipe, single, 3/8" o/d., bonding ... ..	10	L.72	C	S.22
5258	EEAS.143/6H	CLIP, pipe, single, 1/2" o/d., bonding ... ..	2	L.72	C	S.22
5348	EEAS.143/8H	CLIP, pipe, single, 3/4" o/d., bonding ... ..	17	L.72	C	S.22
12052	E.B6.73.117	PIPE, assembly, transverse, from coupling at centre line of aircraft to coupling forward of frame 20, starboard, undercarriage "down" line	1	DTD.323	C	S.21
12053	E.B6.73.119	PIPE, assembly, transverse, from undercarriage actuator tee to mounting coupling at centre line of aircraft "down" line	1	DTD.323	C	S.21
15146	E.B6.73.147	PIPE, assembly, from air brake selector to flow divider and thermal relief valve coupling tee return line	1	DTD.323	C	S.21
845	E.A3.73.467	PIPE, assembly, from air brake selector to 4-way piece forward of frame 19, return line	1	L.56	C	S.21
846	E.A3.73.469	PIPE, assembly, from air brake thermal relief valve to 4-way piece forward of frame 19, return line	1	DTD.323	C	S.21
847	E.A3.73.471	PIPE, assembly, from thermal relief valve to junction tee aft of frame 19	1	DTD.323	C	S.21
848	E.A3.73.473	PIPE, assembly, from thermal relief valve to coupling tee in return line	1	DTD.323	C	S.21
849	E.A3.73.475	PIPE, assembly, from air brake selector tee to thermal relief valve in reservoir return line	1	DTD.323	C	S.21
15142	E.B6.73.135	PIPE, assembly, from air brake actuator to solenoid operated valve and non-return valve, and non-return valve tee, forward of main spar pressure line	1	DTD.323	C	S.21
15144	E.B6.73.137	PIPE, assembly, from air brake thermal relief valve to junction tee forward of main spar, return line	1	DTD.323	C	S.21
5259	EEAS.21/2ERH	WASHER, special ... ..	38	L.72	C	S.22
	E.B6.73.7	PIPES, HYDRAULIC, BETWEEN FRAMES 20 AND 21, ASSEMBLY Spares for:—	—	—	—	
5260	EEAS.143/5H	CLIP, pipe, 3/8" o/d., bonding ... ..	21	L.72	C	S.22
5258	EEAS.143/6H	CLIP, pipe, 1/2" o/d., bonding ... ..	23	L.72	C	S.22
5348	EEAS.143/8H	CLIP, 1/2" o/d., bonding ... ..	10	L.72	C	S.22
806	E.A1.73.177	COUPLING, tee special, 3/8" x 3/8" x 3/8" ... ..	2	DTD.683	C	
6520	E.A6.73.65	FAIRLEAD ... ..	2	LFS.21	C	S.21

**SERVICES**  
**HYDRAULIC EQUIPMENT IN CENTRE FUSELAGE**

Ref. No.	Part No.	Description	No. Off	Matl Spec.	Cl. of Equip.	Plate No.
					M.R. L.M.	
		1 2 3 4 5 6				
12051	E.B6.73.85	PIPE, assembly, from coupling forward of main spar to starboard wing coupling, wheel brake pressure line	1	DTD.323	C	S.21
15137	E.B6.73.115	PIPE, assembly, from coupling forward of frame 20, to starboard wing connection, undercarriage "down" pressure line	1	DTD.323	C	S.21
15138	E.B6.73.127	PIPE, assembly, from tee forward of frame 20 to port wing connection, undercarriage pressure line	1	DTD.323	C	S.21
15139	EB6.73.129	PIPE, assembly, T.R.V. tee forward of main spar to air brake flow divider aft of spar return line	1	DTD.323	C	S.22
15140	E.B6.73.131	PIPE, assembly, from coupling forward of main spar to coupling forward of frame 20, starboard wheel brake line	1	DTD.323	C	S.21
15141	E.B6.73.133	PIPE, assembly, from solenoid cock and T.R.V. tee to flow divider, air brake jack line	1	DTD.323	C	S.22
12006	E.B6.73.145	PIPE, assembly, from coupling forward of frame 20, to port wing coupling wheel brake return line	1	DTD.323	C	S.21
12008	E.B6.73.153	PIPE, assembly, from solenoid cock to non-return valve tee aft of frame 20	1	DTD.323	C	S.21
12009	E.B6.73.155	PIPE, assembly, from solenoid cock tee to non-return valve aft of frame 20	1	DTD.323	C	S.21
12010	E.B6.73.157	PIPE, assembly, from thermal relief valve tee to non-return valve aft of frame 20	1	DTD.323	C	S.21
12011	E.B6.73.159	PIPE, assembly, from thermal relief valve to valve tee forward of main spar	1	DTD.323	C	S.21
12012	E.B6.73.161	PIPE, assembly, from solenoid cock to thermal relief valve forward of main spar	1	DTD.323	C	S.21
4515	E.A3.73.653	PIPE, assembly, from coupling forward of frame 20, to starboard wing connection thermal relief valve return line	1	DTD.323	C	S.21
4516	E.A3.73.655	PIPE, assembly, from coupling forward of frame 20, to port wing connection thermal relief valve return line	1	DTD.323	C	S.21
5259	EEAS.21/2ERH	WASHER, type D ... ..	63	L.72	C	S.22
	E.B6.73.9	<b>PIPES, HYDRAULIC, BETWEEN FRAMES 12 AND 13, PORT SIDE, ASSEMBLY</b> Spares for:—	—	—	—	
835	E.A1.70.61	CLAMP, pipe, at accumulator door frame ...	1	LFS.21	C	S.21
1536	E.A1.73.325	CLAMP, pipe, at frame 13, bulkhead ... ..	1	LFS.21	C	S.21
841	E.A1.73.257	CLAMP, pipe, at frame 13, bulkhead ... ..	1	LFS.21	C	S.21
5260	EEAS.143/5H	CLIP, pipe, single, 7/8" o/d., bonding ... ..	2	L.72	C	S.22
5258	EEAS.143/6H	CLIP, pipe, single, 1/2" o/d., bonding ... ..	7	L.72	C	S.22
5521	EEAS.143/24H	CLIP, pipe, single, 3/4" o/d., bonding ... ..	7	L.72	C	S.22
1880	EEAS.91/1	CLIP, pipe, double, 1/2" o/d. ... ..	2	L.16	C	S.22

**SERVICES  
HYDRAULIC EQUIPMENT IN CENTRE FUSELAGE**

Ref. No.	Part No.	Description	No. off	Mach. Spec.	Cl. of Equip.	Plate No.
					M.R. L.M.	
7770	E.A1.73.129	<b>MOUNTING, VOKES, FILTER ON FRAME 13, BULKHEAD, GROUP</b>	1	—	B	
		Spares for:—				
1498	E.A1.73.377	<b>ADAPTOR</b> , engine suction line pipe to filter ...	2	DTD.683	C	
3393	E.A1.73.393	<b>CLIP</b> , filter, mounting ...	1	L.72	C	
1692	E.A3.73.223	<b>PIPE</b> , assembly, from tee connection to hydraulic brake air pressure gauge at frame 13	1	DTD.323	C	S.21
837	E.A1.73.331	<b>PIPE</b> , assembly, from selector to running coupling in nosewheel "up" line	1	DTD.323	C	S.21
838	E.A1.73.333	<b>PIPE</b> , assembly, from selector to running coupling in nosewheel "down" line	1	DTD.323	C	S.21
840	E.A1.73.337	<b>PIPE</b> , assembly, branch from tee to nosewheel selector seal hand pump pressure line	1	DTD.323	C	S.21
1693	E.A3.73.417	<b>PIPE</b> , assembly, from tee connection to com- pressed air charging valve hydraulic brake accumulator	1	DTD.323	C	S.21
1694	E.A3.73.419	<b>PIPE</b> , assembly, from coupling at frame 12B to coupling aft of frame 15 port brake	1	DTD.323	C	S.21
1695	E.A3.73.421	<b>PIPE</b> , assembly, from coupling aft of frame 12B to coupling aft of frame 19	1	DTD.323	C	S.21
1609	E.A3.73.233	<b>PIPE</b> , assembly, air, from brake accumulator on frame 12 to air pressure gauge and charging valve tee	1	DTD.323	C	S.21
21854	E.A9.73.651	<b>PIPE</b> , assembly, from connection at frame 13 to vokes filter	1	L.56	C	S.21
2014	E.A3.73.625	<b>PIPE</b> , assembly, from vokes filter to connection at transport joint	1	L.56	C	S.21
3094	E.A3.73.637	<b>PIPE</b> , assembly, from non-return valve tee to nose- wheel selector tee, hand pump pressure line	1	DTD.323	C	S.21
5949	E.A3.73.787	<b>PIPE</b> , assembly, pressure gauge, from coupling aft of frame 12 to coupling aft of frame 14	1	DTD.323	C	S.21
981	EEAS.20/2DR	<b>TAB</b> , locking, 20 SWG ...	2	L.72	C	S.22
5259	EEAS.21/2ERH	<b>WASHER</b> , open ...	21	L.72	C	S.22
	E.B6.73.11	<b>PIPES, HYDRAULIC, BETWEEN FRAMES 13 AND 14 AND FOR FRONT BOMB DOOR JACK, ASSEMBLY</b>	—	—	—	
		Spares for:—				
	E.A1.73.181	<b>CLIP</b> , pipe, flexible (Pre-Mod. 2121) ...	2	—	C	
	EEAS.143/8H	<b>CLIP</b> , pipe, single, 3/8" o/d., bonding ...	1	L.72	C	S.22
	E.A1.73.323	<b>FAIRLEAD</b> , (Pre-Mod. 2121) ...	2	LFS.21	C	
	—	<b>PIPES, SPIRAL, BOMB DOOR JACKS, ASSEMBLY (MOD. 2121) (E.B6.73.253)</b>	—	—	—	
		Spares for:—				
26488	E.B6.73.613	<b>FAIRLEAD</b> ...	2	LFS.21	C	S.21
27578	E.B6.73.619	<b>PIECE</b> , distance (as required) ...	1	—	C	
26484	E.B6.73.605	<b>PIPE</b> , assembly, coiled, front bomb door ope- rating jack "closed" line	1	DTD.323	C	S.21

**SERVICES  
HYDRAULIC EQUIPMENT IN CENTRE FUSELAGE**

Ref. No.	Part No.	Description	No. off	Matl. Spec.	Cl. of Equip.	Plate No.
					M.R. L.M.	
		1 2 3 4 5 6				
26485	E.B6.73.607	PIPE, assembly, coiled, front bomb door operating jack "open" line	1	DTD.323	C	S.21
26494	EEAS.21/9BRH	WASHER, special, bonding	3	L.72	C	
1697	E.A3.73.411	PIPE, assembly, from coupling at frame 13 to operating jack, front bomb door "closed" connection	1	DTD.323	C	S.21
1698	E.A3.73.413	PIPE, assembly, from coupling at frame 13 to operating jack front bomb door "open" connection	1	DTD.323	C	S.21
5259	EEAS.21/2ERH	WASHER, special	1	L.72	C	S.22
	E.B6.73.13	PIPES, HYDRAULIC, BETWEEN FRAMES 14 AND 15, ASSEMBLY	—	—	—	
		Spares for:—				
829	E.A1.73.181	CLIP, thermal relief valve mounting (Mod. 1266)	4	—	C	S.21
5260	EEAS.143/5H	CLIP, pipe, single, 3/8" o/d., bonding	4	L.72	C	S.22
5258	EEAS.143/6H	CLIP, pipe, single, 1/2" o/d., bonding	3	L.72	C	S.22
5348	EEAS.143/8H	CLIP, pipe, single, 3/4" o/d., bonding	6	L.72	C	S.22
5544	EEAS.143/21H	CLIP, pipe, single, 1/2" o/d., bonding	2	L.72	C	S.22
5521	EEAS.143/24H	CLIP, pipe, single, 3/4" o/d., bonding	1	L.72	C	S.22
806	E.A1.73.177	COUPLING, special, pipe tee at thermal relief valve pipe junction with bomb door jack line	2	DTD.683	C	
7764	E.A3.73.593	FAIRLEAD, between frames 14 and 15	1	—	C	
1987	E.A1.73.339	PIPE, assembly, from nosewheel rotary control valve to tee cone aft of frame 14, hand pump pressure line	1	DTD.323	C	S.21
1988	E.A1.73.343	PIPE, assembly, from thermal relief valve tee to selector nosewheel "up" connection	3	DTD.323	C	S.21
1989	E.A1.73.345	PIPE, assembly, from thermal relief valve tee to selector, nosewheel "down" connection	1	DTD.323	C	S.21
808	E.A1.73.347	PIPE, assembly, from aft thermal relief valve to tee cone aft of frame 14, port	1	DTD.323	C	S.21
809	E.A1.73.349	PIPE, assembly, from forward thermal relief valve to tee cone aft of frame 14, port	1	DTD.323	C	S.21
1990	E.A1.73.351	PIPE, assembly, from thermal relief valve tee union body, forward of frame 13 bomb door "open" line	1	DTD.323	C	S.21
1991	E.A1.73.353	PIPE, assembly, from thermal relief valve tee to union body, forward of frame 13 bomb door "closed" line	1	DTD.323	C	S.21
810	E.A1.73.355	PIPE, assembly, from forward thermal relief valve to tee piece aft of frame 14, starboard	1	DTD.323	C	S.21
811	E.A1.73.357	PIPE, assembly, from forward thermal relief valve to tee piece aft of frame 14, starboard	1	DTD.323	C	S.21

**SERVICES  
HYDRAULIC EQUIPMENT IN CENTRE FUSELAGE**

Ref. No.	Part No.	Description	No. of off.	Mat. Spec.	Cl. of Equip.	Plate No.
					M.R. L.M.	
		1 2 3 4 5 6				
813	E.A1.73.361	PIPE, assembly, from 4-way connection to under carriage selector tee in reservoir return line	1	L.56	C	S.21
814	E.A1.73.363	PIPE, assembly, from nosewheel "down" thermal relief valve to junction tee	1	DTD.323	C	S.21
815	E.A1.73.365	PIPE, assembly, from nosewheel "up" thermal relief valve to junction tee	1	DTD.323	C	S.21
816	E.A1.73.367	PIPE, assembly, from nosewheel thermal relief valve tee to 4-way connection	1	DTD.323	C	S.21
817	E.A1.73.369	PIPE, assembly, forward bomb door jack thermal relief valves inter-connection	1	DTD.323	C	S.21
818	E.A1.73.371	PIPE, assembly, from forward bomb door jack thermal relief connection line to thermal relief valve doors "closed" line	1	DTD.323	C	S.21
819	E.A1.73.373	PIPE, assembly, from 4-way connection to forward bomb door jack thermal relief valves tee	1	DTD.323	C	S.21
892	E.A1.73.375	PIPE, assembly, from tee at frame 15 to running coupling at frame 12, reservoir return line	1	L.56	C	S.21
8950	E.A3.73.777	PIPE, assembly, from coupling forward of frame 15 to gauge relay	1	DTD.323	C	S.21
8951	EEAS.21/2ERH	WASHER, special	1	L.72	C	S.22
	E.B6.73.17	PIPES, HYDRAULIC, BETWEEN FRAMES 16 AND 17 PORT AND STARBOARD, ASSEMBLY Spare/Port	—	—	—	—
5522	EEAS.91/3	CLIP, pipe, double, field bonding	1	L.72	C	
5348	EEAS.143/8H	CLIP, pipe, single, field bonding	13	L.72	C	S.22
5543	EEAS.143/10H	CLIP, pipe, single, field bonding	1	L.72	C	
5523	EEAS.143/23H	CLIP, pipe, single, field bonding	11	L.72	C	S.22
30965	E.A3.73.915	COUPLING, pipe (Mod. 2356-2645)	3	S.91	C	S.21
16510	E.B6.73.197	FAIRLEAD, on fuselage, for pipe entry to starboard wing	1	LFS.21	C	S.21
16511	E.B6.73.199	FAIRLEAD, on fuselage, starboard side between wings of wing 2	2	LFS.21	C	S.21
16512	E.B6.73.201	FAIRLEAD, on fuselage, for pipe entry to wing 2	1	—	C	S.21
	E.A1.73.349	PIPE, assembly, from engine driven pump tee connection to junction line to connection at frame 13	1	L.56	C	S.21
	E.A1.73.351	PIPE, assembly, from selector and non-return valve to bomb door rotary control valve pressure line	1	DTD.323	C	S.21
	E.A1.73.353	PIPE, assembly, from coupling aft of frame 16 to running coupling in port engine driven pump suction line	1	DTD.323	C	S.21

**SERVICES  
HYDRAULIC EQUIPMENT IN CENTRE FUSELAGE**

Ref. No.	Part No.	Description	No. off	Matl. Spec.	Cl. of Equip.	Plate No.
					M.R. L.M.	
30975	E.A.4.73.265	PIPE, assembly, from running coupling in port wing, to running coupling aft of frame 16, engine driven pump delivery line (Mod. 2558-2645)	1	DTD.743	C	S.21
5955	E.B.6.73.93	PIPE, assembly, from running coupling aft of frame 16, to running coupling at wing rib 1, starboard engine driven pump suction line	1	L.56	C	S.21
30977	E.A.4.73.271	PIPE, assembly, between running coupling aft of frame 16 and coupling at rib 1, in starboard wing leading edge, port engine driven pump, delivery line (Mod. 2558-2645)	1	DTD.743	C	S.21
5957	E.B.6.73.97	PIPE, assembly, from non-return valve in starboard wing, between fuselage and rib 1, to junction tee in fuselage aft of frame 16 pressure line	1	DTD.323	C	S.21
5958	E.B.6.73.99	PIPE, assembly, from fuselage tee aft of frame 16, to coupling in starboard wing leading edge return line	1	DTD.323	C	S.21
792	E.A.3.73.375	PIPE, assembly, between running couplings aft of frame 16, engine driven pump suction line	1	L.56	C	S.21
30955	E.A.3.73.913	PIPE, assembly, between running couplings aft of frame 16, to port wing engine driven pump delivery line (Mod. 2558-2645)	1	DTD.743	C	S.21
794	E.A.3.73.383	PIPE, assembly, from engine driven pump suction line tee to coupling at frame 16	1	L.56	C	S.21
30957	E.A.3.73.911	PIPE, assembly, between running couplings aft of frame 16 in port engine driven pump delivery line (Mod. 2558-2645)	1	DTD.743	C	S.21
801	E.A.3.73.499	PIPE, assembly, from engine driven pump supply tee to running joint aft of frame 16, starboard engine driven pump suction line	1	L.56	C	S.21
3461	E.A.3.73.703	PIPE, assembly, from pressure line tee to ground/flight and relay gauge tee	1	DTD.323	C	S.21
3463	E.A.3.73.705	PIPE, assembly, from relay gauge tee to ground/flight selector non-return valve pressure line	1	DTD.323	C	S.21
12050	E.B.6.73.141	PIPE, assembly, from cut-out valve tee to non-return valve, between frames 15 and 16 return line	1	L.56	C	S.21
5959	E.A.3.73.779	PIPE, assembly, from ground/flight selector to relay gauge tee	1	DTD.323	C	S.21
5960	E.A.3.73.811	PIPE, assembly, from ground/flight selector tee to relay gauge	1	DTD.323	C	S.21
16508	E.B.6.73.143	PIPE, assembly, from ground/flight selector and non-return valve tee to relay gauge tee	1	DTD.323	C	S.21

**SERVICES  
HYDRAULIC EQUIPMENT IN CENTRE FUSELAGE**

Ref. No.	Part No.	Description	No. of	Mater. Spec.	Cl. of Equip. M.R. L.M.	Plate No.
803	E.A1.73.249	TEE, special, pipe coupling in engine driven pump suction line	1	DTD.683	C	S.21
5259	EEAS.21/2ERH	WASHER, special	57	L.72	C	S.22
	E.B6.73.19	PIPES, HYDRAULIC, BETWEEN FRAMES 17 AND 18, PORT, ASSEMBLY Spares for:—	—	—	—	
5348	EEAS.143/8H	CLIP, pipe, single, 3/4" o/d., bonding	2	L.72	C	S.22
804	E.A3.73.479	PIPE, assembly, from undercarriage selector tee to undercarriage door jack flexible hose door "up" line	1	DTD.323	C	S.21
980	EEAS.20/1DR	TAB, locking, 20 SWG	1	L.72	C	
5259	EEAS.21/2ERH	WASHER, special	3	L.72	C	S.22
	E.B6.73.21	PIPES, HYDRAULIC, BETWEEN FRAMES 18 AND 19, ASSEMBLY Spares for:—	—	—	—	
5258	EEAS.143/6H	CLIP, pipe, single, 1/2" o/d., bonding	9	L.72	C	S.22
5348	EEAS.143/8H	CLIP, pipe, single, 3/4" o/d., bonding	5	L.72	C	S.22
5259	EEAS.21/2ERH	WASHER, special	22	L.72	C	S.22
	E.B6.73.171	PIPES, HYDRAULIC, BETWEEN FRAMES 15 AND 16, STARBOARD, ASSEMBLY Spares for:—	—	—	—	
2446	E.A3.73.221	BRACKET, relay valve mounting	1	T.45	C	
5348	EEAS.143/8H	CLIP, pipe, single, 3/4" o/d., bonding	1	L.72	C	S.22
5544	EEAS.143/21H	CLIP, pipe, single, 1/2" o/d., bonding	3	L.72	C	S.22
5521	EEAS.143/24H	CLIP, pipe, single, 1/2" o/d., bonding	2	L.72	C	S.22
15145	E.B6.73.139	PIPE, assembly, from non-return valve between frames 15 and 16 to bomb door selector tee return line	1	L.56	C	S.21
5259	EEAS.21/2ERH	WASHER, special	10	L.72	C	S.22
	E.A3.73.395	PIPES, HYDRAULIC, BETWEEN FRAMES 27 AND 28, ASSEMBLY Spares for:—	—	—	—	
5258	EEAS.143/6H	CLIP, pipe, single, 1/2" o/d., bonding	10	L.72	C	S.22
828	E.A1.73.205	FAIRLEAD, at pipe entry to wing forward of frame 28, flaps "up" and "down", port and starboard	2	L.55.21	C	S.22
	E.A3.73.513	PIPE, assembly, from flaps "down" supply line tee to running coupling between wing ribs 1 and 2, starboard	1	DTD.323	C	S.22
2004	E.A3.73.515	PIPE, assembly, from flaps "down" supply line tee to running coupling between wing ribs 1 and 2, port	1	DTD.323	C	S.22
2005	E.A3.73.517	PIPE, assembly, from flaps "up" supply line tee to running coupling between wing ribs 1 and 2, starboard	1	DTD.323	C	S.22
2006	E.A3.73.519	PIPE, assembly, from flaps "up" supply line tee to running coupling, between wing ribs 1 and 2, port	1	DTD.323	C	S.22
5259	EEAS.21/2ERH	WASHER, special	16	L.72	C	S.22

**SERVICES**  
**HYDRAULIC EQUIPMENT IN CENTRE FUSELAGE**

Ref. No.	Part No.	Description	No. off	Matl. Spec.	Cl. of Equip.	Plate No.
					M.R. L.M.	
	E.B6.73.165	<b>PIPES, HYDRAULIC, AT REAR BOMB BAY DOOR OPERATING JACK, ASSEMBLY</b>	—	—	—	
5348	EEAS.143/8H	Spares for:— <b>CLIP</b> , pipe, single, $\frac{1}{2}$ " o/d., bonding ... ..	9	L.72	C	S.22
	—	<b>PIPES, SPIRAL BOMB DOOR JACKS, ASSEMBLY (MOD.2121) (E.B6.73.253)</b>	—	—	—	
	—	Spares for:—				
26486	E.B6.73.609	<b>ADAPTOR</b> , assembly ... ..	1	—	C	
26488	E.B6.73.613	<b>FAIRLEAD</b> ... ..	1	LFS.21	C	S.21
26482	E.B6.73.601	<b>PIPE</b> , assembly, coiled, rear bomb door operating jack "open" line	1	DTD.323	C	S.22
33022	E.B6.73.625	<b>PIPE</b> , assembly, coiled, rear bomb door operating jack "closed" line (Mod. 3507)	1	DTD.323	C	S.22
26494	EEAS.21/9BRH	<b>WASHER</b> , special, bonding ... ..	3	L.72	C	
	E.B6.73.621	<b>PIPE</b> , assembly, from running coupling aft of frame 28, to rear bomb door operating jack flexible coupling "closed" line	1	DTD.323	C	S.22
	E.B6.73.623	<b>PIPE</b> , assembly, from running coupling aft of frame 28, to rear bomb door operating jack flexible coupling "open" line	1	DTD.323	C	S.22
5259	EEAS.21/2ERH	<b>WASHER</b> , special ... ..	10	L.72	C	S.22
	E.A3.73.404	<b>PIPES, HYDRAULIC, BETWEEN FRAMES 17 AND 18, STARBOARD, ASSEMBLY</b>	—	—	—	
	—	Spares for:—				
5526	EEAS.91/3	<b>CLIP</b> , pipe, double, $\frac{1}{2}$ " o/d. ... ..	2	L.72	C	S.22
5348	EEAS.143/8H	<b>CLIP</b> , pipe, single, $\frac{1}{2}$ " o/d., bonding ... ..	4	L.72	C	S.22
19875	E.B6.73.187	<b>PIPE</b> , assembly, between tee pieces forward and aft of frame 17, flaps return line (Mod. 1014)	1	L.72	C	S.21
980	EEAS.20/1DR	<b>TAB</b> , locking ... ..	1	L.72	C	
5259	EEAS.21/2ERH	<b>WASHER</b> , special ... ..	7	L.72	C	S.22
	E.A3.73.405	<b>PIPES, HYDRAULIC, BETWEEN FRAMES 18 AND 19, ASSEMBLY</b>	—	—	—	
	—	Spares for:—				
829	E.A1.73.181	<b>CLIP</b> , special, thermal relief valve (Mod. 1266) ...	1	—	C	S.21
805	E.A1.73.175	<b>CLIP</b> , special, pressure relief valve ... ..	2	—	C	S.21
4965	EEAS.143/5	<b>CLIP</b> , pipe, single, $\frac{1}{2}$ " o/d. ... ..	4	L.72	C	
5258	EEAS.143/6H	<b>CLIP</b> , pipe, single, $\frac{1}{2}$ " o/d., bonding ... ..	2	L.72	C	S.22
5348	EEAS.143/8H	<b>CLIP</b> , pipe, single, $\frac{1}{2}$ " o/d., bonding ... ..	6	L.72	C	S.22
820	E.A3.73.443	<b>PIPE</b> , assembly, from reducing cone aft of frame 18, to restrictor valve, wing flaps "down" line	1	DTD.323	C	S.21
821	E.A3.73.445	<b>PIPE</b> , assembly, from restrictor valve to tee at frame 19, wing flaps "down" line	1	DTD.323	C	S.21
1997	E.A3.73.447	<b>PIPE</b> , assembly, from restrictor and pressure reducing valve tee at frame 19, to flap operating jacks supply tee	1	DTD.323	C	S.21
822	E.A3.73.449	<b>PIPE</b> , assembly, from pressure relief valve to flap, "down" line tee	1	DTD.323	C	S.21

**SERVICES  
HYDRAULIC EQUIPMENT IN CENTRE FUSELAGE**

Ref. No.	Part No.	Description	No. off	Matl. Spec.	Cl. of Equip.	Plate No.
					M.R. L.M.	
		1 2 3 4 5 6				
923	E.A3.73.451	PIPE, assembly, from reducing cone aft of frame 18 to thermal relief valve tee, flaps "up" line	1	DTD.323	C	S.21
1990	E.A3.73.453	PIPE, assembly, from thermal relief valve tee to jack connection pipe tee aft of frame 27, wing flaps "up" line	1	DTD.323	C	S.21
924	E.A3.73.455	PIPE, assembly, from connecting tee in wing flaps "up" line, to thermal relief valve	1	DTD.323	C	S.21
4518	E.A3.73.457	PIPE, assembly, from air brake selector and air brake thermal relief valve 4-way coupling forward of frame 19, to reducing coupling forward of frame 20, port, return line	1	L.56	C	S.21
4520	E.A3.73.459	PIPE, assembly, from pressure relief valve to thermal relief valve 4-way cone return line	1	L.56	C	S.21
4521	E.A3.73.661	PIPE, assembly, from pressure relief valve and thermal relief valve tee, to flap selector tee reservoir return line	1	L.56	C	S.21
4517	E.A3.73.663	PIPE, assembly, from pressure relief valve 4-way coupling to thermal relief valve	1	DTD.323	C	S.21
4519	E.A3.73.665	PIPE, assembly, from pressure relief valve 4-way coupling to running coupling forward of frame 20, starboard return line	1	DTD.323	C	S.21
5259	EEAS.21/2ERH	WASHER, special	4	L.72	C	S.22
	E.A3.73.407	PIPES, HYDRAULIC, FRAME 19 TO FRAME 28, BOMB BAY, ASSEMBLY Spares for:—	—	—	—	—
1880	EEAS.91/1	CLIP, pipe, double, 1/2" o/d	1	L.72	C	S.22
5526	EEAS.91/3	CLIP, pipe, double, 1/2" o/d	1	L.72	C	S.22
5258	EEAS.143/6H	CLIP, pipe, single, 1/2" o/d., bonding	20	L.72	C	S.22
5348	EEAS.143/8H	CLIP, pipe, single, 1/2" o/d., bonding	22	L.72	C	S.22
13160	E.B6.73.333	PIPE, assembly, from running joint aft of frame 19, to running joint aft of frame 28, rear bomb door jack door's "open" line (Mod. 715)	1	DTD.323	C	S.21
13162	E.B6.73.335	PIPE, assembly, from running joint aft of frame 19, to running joint aft of frame 28, rear bomb door jack door's "closed" line (Mod. 715)	1	DTD.323	C	S.21
5259	EEAS.21/2ERH	WASHER, special	56	L.72	C	S.22
	E.A3.73.485	PIPES, HYDRAULIC, AIR BRAKE, BETWEEN FRAMES 21 AND 23, ASSEMBLY Spares for:—	—	—	—	—
5258	EEAS.143/6H	CLIP, pipe, single, 1/2" o/d., bonding	17	L.72	C	S.22
5348	EEAS.143/8H	CLIP, pipe, single, 1/2" o/d., bonding	4	L.72	C	S.22
853	E.A3.73.489	PIPE, assembly, from flow divider to first running coupling air brake "on" line, port, forward of frame 22	1	DTD.323	C	S.22

**SERVICES  
HYDRAULIC EQUIPMENT IN CENTRE FUSELAGE**

Ref. No.	Part No.	1	2	3	4	5	6	Description	No. off	Matl. Spec.	Cl. of Equip.	Plate No.
											M.R.	
854	E.A3.73.491							PIPE, assembly, from flow dividers to first running coupling, air brake "off" line, port, forward of frame 22	1	DTD.323	C	S.22
2001	E.A3.73.493							PIPE, assembly, from flow divider to first running coupling, air brake "on" line, starboard, forward of frame 22	1	DTD.323	C	S.22
2002	E.A3.73.495							PIPE, assembly, from flow divider to first running coupling, air brake "off" line, starboard, forward of frame 22	1	DTD.323	C	S.22
981	EEAS.20/2DR							TAB, locking, 20 SWG	8	L.72	C	S.22
5259	EEAS.21/2ERH							WASHER, special	29	L.72	C	S.22
	E.A1.73.113							<b>SELECTOR, NOSEWHEEL, GROUND, ASSEMBLY</b> Spares for:—	—	—	—	
3414	E.A1.73.395							BRACKET, nosewheel selector mounting	1	L.72	C	
3506	E.A1.73.391							<b>LEVER, GROUND SELECTOR, NOSEWHEEL, GROUP</b> Spares for:—	1	—	C	
858	E.A1.73.233							SPRING, tension, 20 SWG	1	—	C	

**Pages ~~1157~~ to 1166 not issued**

7-20 1153

**SERVICES  
HYDRAULIC EQUIPMENT IN CENTRE FUSELAGE**

Ref. No.	Part No.	Description	No. off	Matl. Spec.	Cl. of Equip.	Plate No.
					M.R. L.M.	
<b>SUMMARY OF STOCK ITEMS USED ON HYDRAULIC EQUIPMENT IN CENTRE FUSELAGE, ASSEMBLY</b>						
28F/8011809	AGS.1104/B	Adaptor, cone	...	...	C	
28F/9140971	AGS.1104/C	Adaptor, cone	...	...	C	
28F/9439107	AGS.1105/F	Adaptor, union	...	...	C	
28F/9129085	AGS.1102/A	Body, cone, union	...	...	C	
28F/8011883	AGS.1102/B	Body, cone, union	...	...	C	
28F/9471001	AGS.1102/C	Body, cone, union	...	...	C	
28F/9877	AGS.1103/E	Body, union	...	...	C	
28F/1011798	AGS.1103/F	Body, union	...	...	C	
28F/9439766	AGS.1106/C	Body, union	...	...	C	
28F/1013402	AGS.1111/B	Body, union, flanged	...	...	C	
28F/9423237	AGS.1132/B	Body, banjo	...	...	C	
28F/9423243	AGS.1132/F	Body, banjo	...	...	C	
28D/1010658	A25/1B	Bolt, 4 BA	...	...	C	
28D/1008149	A25/2B	Bolt, 4 BA	...	...	C	
28D/9419452	A25/3B	Bolt, 4 BA	...	...	C	
28D/1011006	A25/5B	Bolt, 4 BA	...	...	C	
28L/1010142	A25/9B	Bolt, 4 BA	...	...	C	
28D/9436920	A25/1C	Bolt, 2 BA	...	...	C	
28D/9133011	A25/2C	Bolt, 2 BA	...	...	C	
28D/9133012	A25/3C	Bolt, 2 BA	...	...	C	
28D/1200129	A25/4C	Bolt, 2 BA	...	...	C	
28D/9133013	A25/5C	Bolt, 2 BA	...	...	C	
28D/1010030	A25/7C	Bolt, 2 BA	...	...	C	
28D/9140644	A25/9C	Bolt, 2 BA	...	...	C	
28D/9140645	A25/10C	Bolt, 2 BA	...	...	C	
28D/9435710	A25/11C	Bolt, 2 BA	...	...	C	
28D/9419397	A25/12C	Bolt, 2 BA	...	...	C	
28D/9133014	A25/13C	Bolt, 2 BA	...	...	C	
28D/9140647	A25/14C	Bolt, 2 BA	...	...	C	
28D/1011021	A25/16C	Bolt, 2 BA	...	...	C	
28D/1214311	A25/17C	Bolt, 2 BA	...	...	C	
28D/1011022	A25/18C	Bolt, 2 BA	...	...	C	
28D/1212313	A25/15E	Bolt, 1/2" BSF	...	...	C	
28D/12571	A25/21E	Bolt, 1/2" BSF	...	...	C	
28D/7002426	A25/1G	Bolt, 1/2" BSF	...	...	C	
28D/1212940	A61/2C	Bolt, 2 BA	...	...	C	
28D/1212941	A61/3C	Bolt, 2 BA	...	...	C	
28F/9423233	AGS.1135/F	Bolt, banjo	...	...	C	
28F/12373	AGS.1125/1	Cone, 4-way	...	...	C	
28F/9489760	AGS.1125/4	Cone, 4-way	...	...	C	
28F/1013599	AGS.1142/A	Nipple, adaptor	...	...	C	
28F/8011885	AGS.1142/B	Nipple, adaptor	...	...	C	
28F/9439897	AGS.1142/E	Nipple, adaptor	...	...	C	
28F/8011897	AGS.1142/F	Nipple, adaptor	...	...	C	
28M/9403519	A27/BP	Nut, 4 BA	...	...	C	
28M/9403520	A27/CP	Nut, 2 BA	...	...	C	
28M/1006473	A27/CT	Nut, 2 BA	...	...	C	
28M/1007403	A27/ET	Nut, 1/2" BSF	...	...	C	
28M/13324	A29/CP	Nut, 2 BA	...	...	C	
28M/1278189	AGS.2001/B/1	Nut, stiff, 4 BA	...	...	C	
28M/1278190	AGS.2001/C/1	Nut, stiff, 2 BA	...	...	C	

**SERVICES**  
**HYDRAULIC EQUIPMENT IN CENTRE FUSELAGE**

Ref. No.	Part No.	Description						No. off	Matl. Spec.	Cl. of Equip.	Plate No.
		1	2	3	4	5	6			M.R. L.M.	
28M/12050	AGS.2007/C/3	Nut, stiff, 2BA	...	...	...	...	...			C	
28F/9517006	SP.90/B3	Pin, split, 3/32" dia. x 1/2" long	...	...	...	...	...			C	
28F/9128928	AGS.1115/2	Plate, washer	...	...	...	...	...			C	
28F/11492	AGS.1115/3	Plate, washer	...	...	...	...	...			C	
28F/11736	AGS.1115/5	Plate, washer	...	...	...	...	...			C	
28S/1005622	A31/B28	Screw, 2BA	...	...	...	...	...			C	
28F/9428453	AGS.1186/B	Seal, bonded	...	...	...	...	...			C	
28F/9429532	AGS.1186/C	Seal, bonded	...	...	...	...	...			C	
28F/9428456	AGS.1186/F	Seal, bonded	...	...	...	...	...			C	
28F/9434375	AGS.1186/H	Seal, bonded	...	...	...	...	...			C	
28F/9128943	AGS.1114/B	Sleeve, flanged, bulkhead	...	...	...	...	...			C	
28F/9707349	AGS.1114/C	Sleeve, flanged, bulkhead	...	...	...	...	...			C	
28F/9400881	AGS.1118/A	Tee, cone	...	...	...	...	...			C	
28F/8011811	AGS.1118/B	Tee, cone	...	...	...	...	...			C	
28F/9476124	AGS.1118/C	Tee, cone	...	...	...	...	...			C	
28F/9463543	AGS.1120/1	Tee, cone	...	...	...	...	...			C	
28F/4051566	AGS.1120/3	Tee, cone	...	...	...	...	...			C	
28F/9476127	AGS.1120/5	Tee, cone	...	...	...	...	...			C	
28F/9463542	AGS.1120/6	Tee, cone	...	...	...	...	...			C	
28F/9489323	AGS.1120/10	Tee, cone	...	...	...	...	...			C	
28F/1013401	AGS.1107/A	Union, reducing	...	...	...	...	...			C	
28F/10666	AGS.1107/D	Union, reducing	...	...	...	...	...			C	
28F/9710	AGS.1107/E	Union, reducing	...	...	...	...	...			C	
28W/9419465	SP.13/B	Washer	...	...	...	...	...			C	
28W/9419402	SP.13/C	Washer	...	...	...	...	...			C	
28W/9419474	SP.15/B	Washer	...	...	...	...	...			C	
28W/9419475	SP.15/C	Washer	...	...	...	...	...			C	
28W/9416642	SP.47/B	Washer	...	...	...	...	...			C	
28W/9416643	SP.47/C	Washer	...	...	...	...	...			C	
28W/9416644	SP.47/E	Washer	...	...	...	...	...			C	
28W/9416645	SP.47/G	Washer	...	...	...	...	...			C	

**Pages 1171 to 1180 not issued**

*AL 20 1169*

**SERVICES  
HYDRAULIC EQUIPMENT IN PORT WING**

Ref. No.	Part No.	Description	No. Off	Matl. Spec.	Cl. of Equip.		Plate No.
					M.R.	L.M.	
	E.A6.73.7	<b>HYDRAULIC EQUIPMENT IN PORT WING, ASSEMBLY</b>	—	—	—		
	—	Consisting of:— <b>HYDRAULIC EQUIPMENT CIRCUIT, ASSEMBLY (E.A6.73.283)</b>	—	—	—		
		Spares for:—					
	LOCKHEED AVA.50E	<b>COUPLING, AVERY, ASSEMBLY</b> ... ..	1	—	—		S.12
		Consisting of:—					
27BA/8751	AVA.55E	<b>FLANGE</b> , half ... ..	1	—	B		
27BA/8769	AVA.62E	<b>NUT</b> , tube ... ..	1	—	B		
27BA/8744	AVA.54E	<b>UNION</b> , half ... ..	1	—	B		
	LOCKHEED AVA.52C	<b>COUPLING, AVERY, ASSEMBLY</b> ... ..	1	—	—		S.12
		Consisting of:—					
27BA/8760	AVA.57C	<b>COUPLING</b> , half, union ... ..	1	—	B		
27BA/8762	AVA.58C	<b>FLANGE</b> , half ... ..	1	—	B		
27BA/8767	AVA.62C	<b>NUT</b> , tube ... ..	1	—	B		
	DOWTY O.7017Y.C01	<b>JACK</b> , operating main undercarriage (Mod. 2380) (For spares see AP.4515B, Vol. 3)	1	—	A		S.12A
	DOWTY O.7016Y.C01	<b>JACK</b> , operating flap (Mod. 2380) (For spares see AP.4515B, Vol. 3)	2	—	A		S.11
	DOWTY O.8246Y.C01	<b>JACK</b> , operating main undercarriage door (Mod. 2379) (For spares see AP.4515B, Vol. 3)	1	—	A		S.12
	E.B6.73.221	<b>JACK, FOR AIR BRAKE, ASSEMBLY (MOD. 1276)</b>	1	—	—		
		Consisting of:—					
27QM/30405	MESSIER J.5076	<b>JACK</b> , assembly (Pre-Mod. 4454) (For spares see AP.4515A, Vol. 3, Part 1, Sect. 2)	1	—	A		S.11
27QM/1446725	DOWTY 103036001	<b>JACK</b> , assembly (Mod. 4454) (For spares see AP.4515B, Vol. 3)	1	—	A		
	or MESSIER 5232	<b>JACK</b> , assembly (Pre-Mod. 4454) (For spares see AP.4515B, Vol. 3)	1	—	A		
27QM/1446726	DOWTY 103035001	<b>JACK</b> , assembly (Mod. 4454) (For spares see AP.4515B, Vol. 3)	1	—	A		
27VA/4028	DUNLOP 2/W3/101/8/8/63	<b>PIPE</b> , flexible, maxaret unit ... ..	1	—	C		S.12A
27VA/4029	DUNLOP 2/W3/101/8/10/30	<b>PIPE</b> , flexible, maxaret unit ... ..	1	—	C		S.12
27VA/3617	DUNLOP 4/W3/101/8/8/14	<b>PIPE</b> , flexible, undercarriage door, "open" line ...	1	—	C		S.12
27VA/3618	DUNLOP 4/W3/101/8/8/18	<b>PIPE</b> , flexible, undercarriage door "closed" line	1	—	C		S.12

**SERVICES**  
**HYDRAULIC EQUIPMENT IN PORT WING**

Ref. No.	Part No.	Description	No. Off	Matl. Spec.	Cl. of Equip.	Plate No.
					M.R. L.M.	
		1 2 3 4 5 6				
27VA/3621	DUNLOP 4/W3/101/8/8/63	PIPE, flexible, hydraulic brake ... ..	1	—	C	S.12A
27VA/4287	DUNLOP 4/W3/101/8/10/ 265	PIPE, flexible, hydraulic brake ... ..	1	—	C	S.12A
27VA/3624	DUNLOP 6/W3/101/8/8/18	PIPE, flexible, undercarriage "up" line ... ..	1	—	C	S.12A
27VA/3625	DUNLOP 6/W3/101/8/8/25	PIPE, flexible, undercarriage "down" line ... ..	1	—	C	S.12A
27VA/5298	DUNLOP 6/W3/102/8/10/40	PIPE, flexible, engine driven pump delivery line (Pre-Mod. 2150)	1	—	C	
27VA/5302	DUNLOP 6/W3/102/8/10/42	PIPE, flexible, engine driven pump delivery line (Mod. 2150)	1	—	C	S.12
27VA/3659	DUNLOP 10/W3/121/8/10/40	PIPE, flexible, engine driven pump, suction line	1	—	C	
37J/264	LOCKHEED AIR.41000	PUMP, engine driven (Pre-Mod. 2335) (For spares see AP.4515N, Vol. 3)	1	—	A	
37J/266	LOCKHEED AIR.68000	PUMP, engine driven (Mod. 2335) ... ..	1	—	A	S.12
27QM/1216	DOWTY C.4603Y Mk.E	VALVE, thermal relief (Mod. 1266) ... ..	2	—	A	S.11 S.12A
27QM/1961	DOWTY C.8697Y Mk.A	VALVE, thermal relief (Mod. 3749) ... ..	1	—	A	S.12A
27QM/775	DOWTY D.410Y/K	VALVE, sequence, undercarriage door ... ..	1	—	A	S.11
27QM/776	DOWTY D.401Y/L	VALVE, sequence, undercarriage ... ..	1	—	A	S.12
27QM/919	DOWTY D.3371Y Mk.E	VALVE, restrictor (Pre-Mod. 3937) ... ..	1	—	A	
27QM/70289	DOWTY O.3371Y.B01	VALVE, restrictor (Mod. 3937) ... ..	1	—	A	S.12
27QM/1152	DOWTY C.6790Y Mk.A	VALVE, transfer, undercarriage (For spares see AP.4515B, Vol. 3)	1	—	A	S.12A
27QM/1506	DOWTY 6209Y	VALVE, restrictor, undercarriage door jack (Mod. 1433) (Pre-Mod. 3937)	1	—	A	
27QM/70291	DOWTY O.6209Y.B01	VALVE, restrictor, undercarriage door jack (Mod. 3937)	1	—	A	S.12
28Y/15486	AGS.2096	VALVE, charging ... ..	1	—	C	

**SERVICES**  
**HYDRAULIC EQUIPMENT IN PORT WING**

Ref. No.	Part No.	Description						No. off	Matl. Spec.	Cl. of Equip.		Plate No.
		1	2	3	4	5	6			M.R.	L.M.	
	E.B6.73.353	<b>PIPES, HYDRAULIC ON MAIN SPAR, ASSEMBLY (MOD. 1940)</b>						—	—	—		
		Spares for:—										
9787	E.A1.73.107	<b>BRACKET</b> ... ..						1	—	C		
16500	E.A6.73.61	<b>BRACKET</b> ... ..						1	—	C		
9772	E.A3.73.789	<b>BRACKET</b> ... ..						1	—	C		
16498	E.A3.73.793	<b>BRACKET</b> ... ..						1	—	C		
		Attaching parts for E.A1.73.107, E.A6.73.61, E.A3.73.789 and E.A3.73.793:—										
28D/9436920	A25/1C	Bolt, 2 BA ... ..						4	—	C		
28M/9403520	A27/CP	Nut, 2 BA ... ..						4	—	C		
28W/9416643	SP.47/C	Washer ... ..						4	—	C		
16502	E.A6.73.79	<b>BRACKET, pipe, flexible</b> ... ..						1	—	C		
		Attaching parts for E.A6.73.79:—										
28S/9992525	A32/B12	Screw, 4 BA ... ..						4	—	C		
28W/9416642	SP.47/B	Washer ... ..						4	—	C		
829	E.A1.73.181	<b>CLIP, thermal relief valves and flexible pipes</b> ...						3	L.72	C	S.12A	
5528	E.A3.73.797	<b>CLIP, transfer valve</b> ... ..						1	—	C	S.12A	
4965	EEAS.143/5	<b>CLIP, pipe, single, 3/8" o/d.</b> ... ..						3	L.72	C		
5542	EEAS.143/6	<b>CLIP, pipe, single, 1/2" o/d.</b> ... ..						1	L.72	C		
20461	EEAS.143/8	<b>CLIP, pipe, single, 3/4" o/d.</b> ... ..						7	L.72	C		
7136	EEAS.143/21	<b>CLIP, pipe, single, 1/2" o/d.</b> ... ..						3	L.72	C	S.12A	
6068	EEAS.143/24	<b>CLIP, pipe, single, 3/4" o/d.</b> ... ..						3	L.72	C	S.12A	
28F/9129085	AGS.1102/A	<b>CONE, union, body</b> ... ..						1	—	C	S.12A	
28F/8011883	AGS.1102/B	<b>CONE, union, body</b> ... ..						1	—	C	S.12A	
28F/9471001	AGS.1102/C	<b>CONE, union, body</b> ... ..						1	—	C		
28F/9475460	AGS.1123/A	<b>CONE, 4-way</b> ... ..						1	—	C	S.12A	
28F/9508223	AGS.1123/C	<b>CONE, 4-way</b> ... ..						1	—	C	S.12A	
28F/9489760	AGS.1125/4	<b>CONE, 4-way (Mod. 3749)</b> ... ..						1	—	C	S.12A	
806	E.A1.73.177	<b>COUPLING, tee</b> ... ..						1	DTD.683	C	S.12A	
9789	E.A1.73.109	<b>GUARD, pipe, flexible</b> ... ..						1	—	C		
		Attaching parts for E.A1.73.109:—										
28D/1212940	A61/2C	Bolt, 2 BA ... ..						4	—	C		
28M/13324	A29/CP	Nut, 2 BA ... ..						4	—	C		
28W/9416643	SP.47/C	Washer ... ..						4	—	C		
923	E.A3.73.537	<b>PIPE, assembly, from sequence 4-way cone to flexible coupling undercarriage jack "down" line</b>						1	DTD.323	C	S.12A	
5532	E.A3.73.807	<b>PIPE, assembly, from transfer valve to flexible pipe connection at rib C, undercarriage jack "up" line</b>						1	DTD.323	C	S.12A	
5533	E.A3.73.809	<b>PIPE, assembly, from tee joint in undercarriage jack "up" line to thermal relief valve (pre-Mod. 3749)</b>						1	DTD.323	C		
4522	E.A3.73.651	<b>PIPE, assembly, undercarriage and door jacks thermal relief valve to return line, 4-way piece</b>						1	DTD.323	C	S.12A	

**SERVICES  
HYDRAULIC EQUIPMENT IN PORT WING**

Ref. No.	Part No.	Description						No. off	Matl. Spec.	Cl. of Equip.		Plate No.
		1	2	3	4	5	6			M.R.	L.M.	
2009	E.A3.73.543	PIPE, assembly, from undercarriage 4-way piece at rib A, to sequence valve connection on rib 3 wheel well bay undercarriage door, "open" line						1	—	C		S.12A
5529	E.A3.73.729	PIPE, assembly, from thermal relief valve return line 4-way piece, to running coupling at main undercarriage spar						1	L.56	C		S.12A
5530	E.A3.73.799	PIPE, assembly, from coupling at wing main spar, to transfer valve undercarriage jack "up" line (Pre-Mod. 3749)						1	DTD.323	C		
5531	E.A3.73.803	PIPE, assembly, from thermal relief valve 4-way piece, to transfer valve undercarriage jack "up" line						1	DTD.323	C		S.12A
2011	E.A3.73.549	PIPE, assembly, from coupling on rib 8 to coupling at rib A brake, pressure line						1	DTD.323	C		S.12A
13147	E.A3.73.887	PIPE, assembly, from coupling on rib B to thermal relief valve, 4-way piece maxaret unit return line						1	DTD.323	C		S.12A
41173	E.A3.73.5133	PIPE, assembly, from 4-way coupling inboard of rib A to inlet side of thermal relief valve (Mod. 3749)						1	DTD.323	C		S.12A
41177	E.A3.73.5139	PIPE, assembly, from thermal relief valve to cone tee inboard of rib A (Mod. 3749)						1	DTD.323	C		S.12A
41179	E.A3.73.5141	PIPE, assembly, from 4-way coupling inboard of rib A, to outlet side of thermal relief valve (Mod. 3749)						1	DTD.323	C		S.12A
9790	E.A1.73.297	PLATE, back (Used with E.A1.73.109) ... ..						1	—	C		
28F/9439766	AGS.1106/C	UNION, body ... ..						2	—	C		S.12A
28F/9504828	AGS.1147/A	UNION, body, hexagon ... ..						1	—	C		
Attaching parts for AGS.1147/A:—												
28F/9453689	AGS.1148/A	Nut, 1/2" BSP ... ..						1	—	C		
28F/9157965	AGS.1149/1	Washer, plate ... ..						2	—	C		
28F/9130662	AGS.1147/B	UNION, body, hexagon ... ..						1	—	C		
Attaching parts for AGS.1147/B:—												
28F/1010558	AGS.1148/B	Nut, 1/2" BSP ... ..						1	—	C		
28F/9130664	AGS.1149/2	Washer, plate ... ..						2	—	C		
12030	EEAS.21/2ER	WASHER, special ... ..						10	—	C		
12929	EEAS.21/9ER	WASHER, special ... ..						3	—	C		S.12A
	E.A6.73.41	<b>PIPES, HYDRAULIC, ON FIXED FAIRING, ASSEMBLY</b>						—	—	—		
Spares for:—												
1875	E.A3.73.601	ADAPTOR, special, charging valve and test gauge						1	—	C		S.12A
17735	E.A6.73.277	BRACKET, bottom, for flexible pipe connections						1	L.72	C		S.12A
4965	EEAS.143/5	CLIP, pipe, single, 7/8" o/d. ... ..						1	L.72	C		S.12A
5542	EEAS.143/6	CLIP, pipe, single, 1" o/d. ... ..						1	L.72	C		S.12A
7146	EEAS.143/21	CLIP, pipe, single, 1 1/2" o/d. ... ..						1	L.72	C		S.12A
6068	EEAS.143/24	CLIP, pipe, single, 2" o/d. ... ..						1	L.72	C		S.12A

**SERVICES**  
**HYDRAULIC EQUIPMENT IN PORT WING**

Ref. No.	Part No.	Description	No. off	Matl. Spec.	Cl. of Equip.	Plate No.
					M.R. L.M.	
		1 2 3 4 5 6				
5967	E.A6.73.113	PIPE, assembly, from brake flexible pipe bracket connection to charging valve connection, pressure line	1	DTD.323	C	S.12A
5968	E.A6.73.115	PIPE, assembly, from brake flexible pipe bracket connection to charging valve connection, maxaret unit, return line	1	DTD.323	C	S.12A
1876	E.A3.73.599	TEE-PIECE, charging valve and test gauge	1	DTD.683	C	S.12A
5970	E.A6.73.93	WASHER, special, bottom bracket	2	—	C	
25585	E.A6.73.275	WASHER, special, charging valve bracket	2	—	C	S.12A
	E.A1.73.91	PIPES, HYDRAULIC, FLAP JACK, ASSEMBLY	—	—	—	
		Spares for:—				
1880	EEAS.91/1	CLIP, pipe, double, 1/2" o/d.	11	L.16	C	S.11
5258	EEAS.143/6H	CLIP, pipe, single, 1/2" o/d., bonding	4	L.72	C	S.11
1242	E.A3.73.773	CLIP, pipe, single, 1/2" o/d.	3	L.72	C	S.11
859	E.A1.73.93	FAIRLEAD, at inboard wing, rib 7	1	LFS.21	C	S.11
860	E.A1.73.91A	PIPE, assembly, from running joint between inboard wing ribs 1 and 2 to inboard flap jack tee, "down" line	1	DTD.323	C	S.11
861	E.A1.73.91B	PIPE, assembly, from running joint between inboard wing ribs 1 and 2 to inboard flap jack "up" line	1	DTD.323	C	S.11
862	E.A1.73.91C	PIPE, assembly, from tee to inboard flap jack connection "down" line	1	DTD.323	C	S.11
863	E.A1.73.91D	PIPE, assembly, from tee to inboard flap jack connection "up" line	1	DTD.323	C	S.11
864	E.A1.73.91E	PIPE, assembly, from inboard flap jack tee to running joint at wing rib 7 "down" line	1	DTD.323	C	S.11
865	E.A1.73.91F	PIPE, assembly, from inboard jack tee to running joint at inboard wing rib 7 "up" line	1	DTD.323	C	S.11
866	E.A1.73.91G	PIPE, assembly from running coupling at inboard wing rib 7, over engine bay to running coupling at outboard wing rib 2A operating jack "up" connection	1	DTD.323	C	S.11
867	E.A1.73.91H	PIPE, assembly, from running coupling at inboard wing rib 7 over engine bay to running coupling at outboard wing rib 2A operating jack "down" connection	1	DTD.323	C	S.11
868	E.A1.73.91J	PIPE, assembly, from running coupling at outboard rib 2A, to outboard flap jack "up" connection	1	DTD.323	C	S.11
869	E.A1.73.91K	PIPE, assembly, from running coupling at outboard rib 2A, to outboard flap jack "down" connection	1	DTD.323	C	S.11
5259	EEAS.21/2ERH	WASHER, special	18	L.72	C	

**SERVICES**  
**HYDRAULIC EQUIPMENT IN PORT WING**

Ref. No.	Part No.	Description	No. off	Matl. Spec.	Cl. of Equip.	Plate No.
					M.R. L.M.	
	E.A1.73.281	<b>PIPES, HYDRAULIC, FOR AIR BRAKE CENTRE WING, ASSEMBLY</b>	—	—	—	
		Spares for:—				
5258	EEAS.143/6H	<b>CLIP</b> , pipe, single, 1/4" o/d., bonding ... ..	14	L.72	C	S.11
931	E.A1.73.281A	<b>PIPE</b> , assembly air brake continuation between wing and fuselage and running coupling at centre wing ribs 3 and 4 "in" line	1	DTD.323	C	S.11
932	E.A1.73.281B	<b>PIPE</b> , assembly air brake continuation between wing and fuselage and running coupling at centre wing ribs 3 and 4 "out" line	1	DTD.323	C	S.11
1636	E.A1.73.281E	<b>PIPE</b> , assembly, from running coupling between ribs 3 and 4, to running coupling between ribs 6 and 7, centre wing "in" line	1	DTD.323	C	S.11
1637	E.A1.73.281F	<b>PIPE</b> , assembly, from running coupling between ribs 3 and 4, to running coupling between ribs 6 and 7 centre wing "out" line	1	DTD.323	C	S.11
5259	EEAS.21/2ERH	<b>WASHER</b> , special ... ..	15	L.72	C	S.11
	E.A1.73.283	<b>PIPES, HYDRAULIC, FOR AIR BRAKE, OUTER WING, ASSEMBLY</b>	—	—	—	
		Spares for:—				
5258	EEAS.143/6H	<b>CLIP</b> , pipe, single, 1/4" o/d., bonding ... ..	18	L.72	C	
940	E.A1.73.283D	<b>PIPE</b> , assembly, air brake continuation from running coupling between outer wing ribs 1 and 2A, to running coupling between outer wing ribs 2 and 2B "out" position	1	DTD.323	C	S.11
939	E.A1.73.283C	<b>PIPE</b> , assembly, air brake continuation from running coupling between outer wing ribs 1 and 2A, to running coupling between outer wing ribs 2 and 2B "in" position	1	DTD.323	C	S.11
941	E.A1.73.283E	<b>PIPE</b> , assembly, air brake continuation between outer wing ribs 2 and 2B and outer wing ribs 3A and 3 "in" position	1	DTD.323	C	S.11
942	E.A1.73.283F	<b>PIPE</b> , assembly, air brake continuation between outer wing ribs 2 and 2B and outer wing ribs 3A and 3 "out" position	1	DTD.323	C	S.11
943	E.A1.73.283G	<b>PIPE</b> , assembly, air brake continuation from coupling between outer wing ribs 3A and 3, to bracket on rib 3 "out" position	1	DTD.323	C	S.11
944	E.A1.73.283H	<b>PIPE</b> , assembly, air brake outer wing ribs 3A and 3, to bracket on rib 3 "in" position	1	DTD.323	C	S.11
1983	E.A1.73.283J	<b>PIPE</b> , assembly, air brake continuation from coupling at rib 7 to coupling between outer wing ribs 1 and 2A "out" position	1	DTD.323	C	S.11

**SERVICES  
HYDRAULIC EQUIPMENT IN PORT WING**

Ref. No.	Part No.	Description						No off	Matl. Spec.	Cl. of Equip. M.R. L.M	Plate No.
		1	2	3	4	5	6				
1984	E.A1.73.283K	PIPE, assembly, air brake continuation, from running coupling at inner wing rib 7, to coupling between outer wing ribs 1 and 2A "in" position						1	DTD.323	C	S.11
5259	EEAS.21/2ERH E.A3.73.815	WASHER, special ... .. PIPES, HYDRAULIC, ON FUSELAGE SIDE WHEEL WELL BAY, ASSEMBLY Spares for:—						20	L.72	C	S.12
911	E.A1.73.277	BOLT, special, banjo fitting variable flow valve pipe connection						1	S.11	C	S.12
737	E.A1.73.179	CLIP, pipe, flexible 1/4" o/d. ... ..						1	—	C	S.12
5348	EEAS.143/8H	CLIP, pipe, single, 3/8" o/d. bonding ... ..						5	L.72	C	S.12
5526	EEAS.91/3	CLIP, pipe, double, 3/8" o/d. ... ..						3	L.72	C	S.12
912	E.A1.73.183	FITTING, right angle banjo body, special connection for undercarriage door jack and sequence valve connections						1	—	C	S.12
913	E.A3.73.551	PIPE, assembly, from special banjo connection at undercarriage door jack hose to variable flow valve tee "closed" line						1	DTD.323	C	S.12
914	E.A3.73.553	PIPE, assembly, from door sequence valve to thermal relief valve tee at wing main spar "closed" line						1	DTD.323	C	S.12
916	E.A3.73.585	PIPE, assembly, from tee piece to variable flow valve undercarriage door jack "closed" line						1	DTD.323	C	S.12
20998	E.A3.73.855	PIPE, assembly, from variable flow valve to undercarriage jack hose connection "closed" line (Mod. 1264)						1	DTD.323	C	S.12
5524	E.A3.73.817	PIPE, assembly, from 4-way piece at main spar to sequence valve undercarriage door "closed" line						1	DTD.323	C	S.12
5525	E.A3.73.819	PIPE, assembly, from variable flow valve tee piece to thermal relief and transfer valve tee piece "closed" line						1	DTD.323	C	S.12
28F/9429532	AGS.1186/C	SEAL, bonding, between banjo fitting and banjo bolt						2	—	C	
5259	EEAS.21/2ERH E.B7.73.43	WASHER, special ... .. PIPES, HYDRAULIC, ON RIB E, WHEEL WELL BAY, ASSEMBLY Spares for:—						5	L.72	C	S.12
5258	EEAS.143/6H	CLIP, pipe, single, 1/4" o/d. ... ..						2	L.72	C	S.12
5971	E.B7.73.39	PIPE, assembly, from undercarriage door jack sequence valve to running coupling at wheel well diaphragm "open" line						—	—	—	—
5259	EEAS.21/2ERH	WASHER, special ... ..						4	L.72	C	

**SERVICES**  
**HYDRAULIC EQUIPMENT IN PORT WING**

Ref. No.	Part No.	Description	No. off	Matl. Spec.	Cl. of Equip.		Plate No.
					M.R.	L.M.	
		1 2 3 4 5 6					
	E.A3.73.531	<b>PIPES, HYDRAULIC, AT WHEEL WELL BAY DIAPHRAGM, ASSEMBLY</b> Spares for:—	—	—	—		
829	E.A1.73.181	<b>CLIP</b> , thermal relief valve ... ..	1	—	C	S.12	
5260	EEAS.143/5H	<b>CLIP</b> , pipe, single, $\frac{3}{8}$ " o/d., bonding ... ..	1	L.72	C	S.11	
5258	EEAS.143/6H	<b>CLIP</b> , pipe, single, $\frac{1}{4}$ " o/d., bonding ... ..	5	L.72	C	S.11	
905	E.A3.73.561	<b>PIPE</b> , assembly, from running coupling at wheel well diaphragm to undercarriage door jack "open" connection	1	DTD.323	C	S.11	
4523	E.A3.73.647	<b>PIPE</b> , assembly, from sequence valve and undercarriage door jack tee to thermal relief valve "open" line	1	DTD.323	C	S.11	
4524	E.A3.73.649	<b>PIPE</b> , assembly, from undercarriage door jack thermal return valve to undercarriage door jack thermal return valve and relief line	1	DTD.323	C	S.11	
5259	EEAS.21/2ERH E.A1.73.285	<b>WASHER</b> , special ... .. <b>PIPES, HYDRAULIC, FOR AIR BRAKES ON OUTER WING RIB 3, ASSEMBLY</b> Spares for:—	10	L.72	C		
5258	EEAS.143/6H	<b>CLIP</b> , pipe, single, $\frac{1}{4}$ " o/d., bonding ... ..	2	L.72	C	S.11	
5242	E.A3.73.831	<b>PIPE</b> , coil assembly, from connection at bracket on rib 3 to air brake hydraulic operating jack "out" position	1	DTD.477	C	S.11	
5244	E.A3.73.833	<b>PIPE</b> , assembly, from connection at bracket on rib 3 to air brake hydraulic operating jack "in" position	1	DTD.477	C	S.11	
5259	EEAS.21/2ERH	<b>WASHER</b> , special ... ..	4	L.72	C		

**Pages 1191 to 1200 not issued**

AL. 18 1187

AL. 23. 1189

**SERVICES**  
**HYDRAULIC EQUIPMENT IN STARBOARD WING**

Ref. No.	Part No.	Description	No. Off	Matl Spec.	Cl. of Equip.	Plate No.
					M.R. L.M.	
		1 2 3 4 5 6				
	E.A6.73.8	<b>HYDRAULIC EQUIPMENT IN STARBOARD WING, ASSEMBLY</b>	—	—	—	
	—	Consisting of:— <b>HYDRAULIC EQUIPMENT, CIRCUIT, ASSEMBLY ... (E.A6.73.283)</b>	—	—	—	
		Spares for this assembly are identical with those for port side on page 1181, except for the following deletions and additions Delete:—				
	E.B6.73.221	<b>JACK FOR AIR BRAKE, ASSEMBLY (MOD. 1276)</b>	1	—	—	S.12
27VA/5302	DUNLOP 6/W3/102/8/10/42	<b>PIPE</b> , flexible, engine driven pump delivery line (Mod. 2150)	1	—	C	S.11
27QM/775	DOWTY D.401Y/K	<b>VALVE</b> , sequence, undercarriage door ... ..	1	—	A	
27QM/776	DOWTY D.401Y/L	<b>VALVE</b> , sequence, undercarriage ... ..	1	—	A	
28Y/9701165	AGS.2096	<b>VALVE</b> , charging ... .. Add:—	1	—	C	
28M/461	LOCKHEED AIR.40016	<b>ACCUMULATOR</b> , hydraulic ... ..	1	—	A	S.12
16504	E.B6.73.223	<b>JACK, AIR BRAKE, ASSEMBLY (MOD. 1276) ...</b> Spares for:—	1	—	B	S.11
30780	E.A3.20.1195	<b>BLOCK</b> , packing ... ..	1	TUFNOL	LM	
4427	E.A3.20.1189	<b>BRACKET</b> , micro switch mounting for two position brakes	1	—	—	
	E.A3.20.1193	<b>CHANNEL</b> ... ..	1	L.72	—	
27QM/30405	MESSIER J.5076	<b>JACK</b> , assembly (Pre-Mod. 4454) (For spares see AP.4515A, Vol. 3, Part 1, Sect. 2)	1	—	A	
27QM/1446725	DOWTY 103036001 or	<b>JACK</b> , assembly (Mod. 4454) (For spares see AP4515B, Vol. 3)	1	—	A	
27QM/30159	MESSIER 5232	<b>JACK</b> , assembly (Pre-Mod. 4454) (For spares see AP4515B, Vol. 3)	1	—	A	
27QM/1446726	DOWTY 103035001	<b>JACK</b> , assembly (Mod. 4454) (For spares see AP4515B, Vol. 3)	1	—	A	
1642	E.A3.73.303	<b>NUT</b> , special ... ..	1	S.11	C	
4428	E.A3.20.1191	<b>SHOE</b> , micro switch operating ... ..	2	—	C	
25708	E.B6.20.819	<b>SLIDE, OPERATING, ASSEMBLY (MOD. 1960)</b> Spares for:—	1	—	B	
14715	E.B6.20.935	<b>BOLT</b> , special (May be made from A25/6B)	4	—	C	
5972	E.A3.20.1199	<b>PLATE</b> , rubbing ... ..	2	LFS.21	C	
1641	E.A3.73.305	<b>WASHER</b> , tab ... ..	1	DTD.111	C	
27VA/5303	DUNLOP 6/W3/102/8/10/44	<b>PIPE</b> , flexible, engine driven pump delivery line (Mod. 2150)	1	—	C	S.12
28Y/9701165	AGS.2096	<b>VALVE</b> , charging ... ..	2	—	C	S.12

**SERVICES**  
**HYDRAULIC EQUIPMENT IN STARBOARD WING**

Ref. No.	Part No.	Description	No. Off	Matl Spec.	Cl. of Equip.	Plate No.
					M.R. L.M.	
		1 2 3 4 5 6				
27M/615	LOCKHEED AIR.41158	VALVE, cut-out (Pre-Mod. 4280) ... ..	1	—	A	S.12
27M/744	LOCKHEED AIR.43634	VALVE, cut-out (Mod. 4280) ... ..	1	—	A	
27W/10	LOCKHEED UMC.706/3	VALVE, non-return (Pre-Mod. 3368) ... ..	3	—	A	S.12
27W/17	LOCKHEED UMC.706/4	VALVE, non-return (Mod. 3368) ... ..	3	—	A	S.12
27QM/774	DOWTY D.401Y/J	VALVE, sequence, undercarriage door (For spares see AP4515B, Vol. 3)	1	—	A	S.11
27QM/777	DOWTY D.401Y/M	VALVE, sequence, undercarriage (For spares see AP.4515B, Vol. 3)	1	—	A	S.12
	E.B6.73.354	PIPES, HYDRAULIC, ON MAIN SPAR, ASSEMBLY (MOD. 1940) Spares for:—	—	—	—	
9787	E.A1.73.107	BRACKET ... ..	1	—	C	
16500	E.A6.73.61	BRACKET ... ..	1	—	C	
9773	E.A3.73.790	BRACKET ... ..	1	—	C	
16498	E.A3.73.793	BRACKET ... ..	1	—	C	
		Attaching parts for E.A1.73.107, E.A6.73.61, E.A3.73.790 and E.A3.73.793:—				
28D/9436920	A25/1C	Bolt, 2 BA ... ..	4	—	C	
28M/9403520	A27/CP	Nut, 2 BA ... ..	4	—	C	
28W/9416643	SP.47/C	Washer ... ..	4	—	C	
16502	E.A6.73.79	BRACKET, pipe, flexible ... ..	1	—	C	
		Attaching parts for E.A6.73.79:—				
28S/9992525	A32/B12	Screw, 4 BA ... ..	4	—	C	
28W/9416642	SP.47/B	Washer, 4 BA ... ..	4	—	C	
829	E.A1.73.181	CLIP, thermal relief valves and flexible pipes ...	3	L.72	C	S.12A
5528	E.A3.73.797	CLIP, transfer valve ... ..	1	—	C	S.12A
4965	EEAS.143/5	CLIP, pipe, single, 1/8" o/d. ... ..	3	L.72	C	
5542	EEAS.143/6	CLIP, pipe, single, 1/4" o/d. ... ..	1	L.72	C	
20461	EEAS.143/8	CLIP, pipe, single, 3/8" o/d. ... ..	7	L.72	C	
7136	EEAS.143/21	CLIP, pipe, single, 1/2" o/d. ... ..	3	L.72	C	S.12A
6068	EEAS.143/24	CLIP, pipe, single, 3/4" o/d. ... ..	3	L.72	C	S.12A
806	E.A1.73.177	COUPLING, tee ... ..	1	DTD.683	C	S.12A
28F/9129085	AGS.1102/A	CONE, union, body ... ..	1	—	C	S.12A
28F/8011883	AGS.1102/B	CONE, union, body ... ..	1	—	C	S.12A
28F/9471001	AGS.1102/C	CONE, union, body (Pre-Mod. 3749) ... ..	1	—	C	
28F/9475460	AGS.1123/A	CONE, 4-way ... ..	1	—	C	S.12A
28F/9508223	AGS.1123/C	CONE, 4-way ... ..	1	—	C	S.12A
28F/9489760	AGS.1125/4	CONE, 4-way (Mod. 3749) ... ..	1	—	C	S.12A
9789	E.A1.73.109	GUARD, pipe, flexible ... ..	1	—	C	
		Attaching parts for E.A1.73.109:—				
28D/1212940	A61/2C	Bolt, 2 BA ... ..	4	—	C	
28M/13224	A29/CP	Nut, 2 BA ... ..	4	—	C	
28W/9416643	SP.47/C	Washer, spring ... ..	4	—	C	

**SERVICES  
HYDRAULIC EQUIPMENT IN STARBOARD WING**

Ref. No.	Part No.	Description	No. off	Mati. Spec.	Cl. of Equip.	Plate No.
					M.R. L.M.	
		1 2 3 4 5 6				
927	E.A3.73.538	PIPE, assembly, from sequence tee to flexible coupling undercarriage jack "down" line	1	DTD.323	C	S.12A
5539	E.A3.73.808	PIPE, assembly, from transfer valve to flexible pipe connection at rib C undercarriage jack "up" line	1	DTD.323	C	S.12A
5540	E.A3.73.810	PIPE, assembly, from tee joint in undercarriage jack "up" line to thermal relief valve (Pre-Mod. 3749)	1	DTD.323	C	
4525	E.A3.73.652	PIPE, assembly, from undercarriage and door jacks thermal relief valve to return line 4-way piece	1	DTD.323	C	S.12A
2010	E.A3.73.544	PIPE, assembly, from undercarriage 4-way piece at rib A to sequence valve connection on rib 3, wheel well bay undercarriage door "open" line	1	DTD.323	C	S.12A
5537	E.A3.73.801	PIPE, assembly, from coupling at wing main spar, to transfer valve undercarriage jack "up" line (Pre-Mod. 3749)	1	DTD.323	C	
5538	E.A3.73.805	PIPE, assembly, from thermal relief valve 4-way piece to transfer valve undercarriage jack "up" line	1	DTD.323	C	S.12A
1740	E.A3.73.550	PIPE, assembly, from coupling on rib B to coupling at rib A brake pressure line	1	DTD.323	C	S.12A
13148	E.A3.73.888	PIPE, assembly, from coupling on rib B to thermal relief valve 4-way piece maxaret unit return line	1	DTD.323	C	S.12A
5536	E.A3.73.730	PIPE, assembly, from thermal relief valve return line 4-way piece to running coupling at main undercarriage spar	1	DTD.323	C	S.12A
41174	E.A3.73.5134	PIPE, assembly, from 4-way coupling inboard of rib A, to inlet side of thermal relief valve (Mod. 3749)	1	DTD.323	C	S.12A
41176	E.A3.73.5137	PIPE, assembly, from transfer valve to cone tee inboard of rib A (Mod. 3749)	1	DTD.323	C	S.12A
41178	E.A3.73.5140	PIPE, assembly, from thermal relief valve to cone tee inboard of rib A (Mod. 3749)	1	DTD.323	C	
41180	E.A3.73.5142	PIPE, assembly, from 4-way coupling inboard of rib A to outlet side of thermal relief valve (Mod. 3749)	1	DTD.323	C	S.12A
9790	E.A1.73.297	PLATE, back (Used with E.A1.73.109)	1	—	C	
28F/9439766	AGS.1106/C	UNION, body	2	—	C	S.12A
28F/9504828	AGS.1147/A	UNION, body, hexagon	1	—	C	
		Attaching parts for AGS.1147/A:—				
28F/9453689	AGS.1148/A	Nut, 1/4" BSP	1	—	C	
28F/9157965	AGS.1149/1	Washer, plate	2	—	C	
28F/9130662	AGS.1147/B	UNION, body, hexagon	1	—	C	
		Attaching parts for AGS.1147/B:—				
28F/1010558	AGS.1148/B	Nut, 1/4" BSP	1	—	C	
28F/9130664	AGS.1149/2	Washer, plate	2	—	C	

**SERVICES**  
**HYDRAULIC EQUIPMENT IN STARBOARD WING**

Ref. No.	Part No.	Description	No. off	Matl. Spec.	Cl. of Equip.	Plate No.
					M.R. L.M.	
12030	EEAS.21/2ER	WASHER, special ... ..	10	—	C	
12929	EEAS.21/9ER E.A6.73.42	WASHER, special ... .. PIPES, HYDRAULIC, ON FIXED FAIRING, ASSEMBLY	3 —	— —	C —	
		Spares for:—				
1875	E.A3.73.601	ADAPTOR, special, charging valve and test gauge	1	—	C	S.12A
17736	E.A6.73.278	BRACKET, bottom, for flexible pipe connection	1	L.72	C	S.12A
4965	EEAS.143/5	CLIP, pipe, single, 3/8" o/d. ... ..	1	L.72	C	S.12A
5542	EEAS.143/6	CLIP, pipe, single, 1/2" o/d. ... ..	1	L.72	C	S.12A
7136	EEAS.143/21	CLIP, pipe, single, 1/2" o/d. ... ..	1	L.72	C	S.12A
6068	EEAS.143/24	CLIP, pipe, single, 3/4" o/d. ... ..	1	L.72	C	S.12A
5977	E.A6.73.114	PIPE, assembly, from brake flexible pipe bracket connection to charging valve connection, pressure line	1	DTD.323	C	S.12A
5978	E.A6.73.116	PIPE, assembly, from flexible pipe bracket connection to charging valve connection, maxaret unit return line	1	DTD.323	C	S.12A
1876	E.A9.73.599	TEE-PIECE, charging valve and test gauge ...	1	DTD.323	C	S.12A
5970	E.A6.73.93	WASHER, special, bottom bracket ... ..	2	—	C	S.12A
25585	E.A6.73.275 E.A1.73.92	WASHER, special, charging valve bracket ... PIPES, HYDRAULIC, FLAP JACK, ASSEMBLY	2 —	— —	C —	S.12A
		Spares for:—				
1880	EEAS.91/1	CLIP, pipe, double, 1/2" o/d. ... ..	10	L.16	C	S.11
5258	EEAS.143/6H	CLIP, pipe, single, 1/2" o/d., bonding ... ..	4	L.72	C	S.11
1242	E.A3.73.773	CLIP, pipe, double, 1/2" o/d. ... ..	3	L.72	C	S.11
870	E.A1.73.94	FAIRLEAD, at inboard wing rib 7 ... ..	1	LFS.21	C	S.11
871	E.A1.73.92A	PIPE, assembly, from running joint between inboard wing ribs 1 and 2 to inboard flap jack tee "down" line	1	DTD.323	C	S.11
872	E.A1.73.92B	PIPE, assembly, from running joint between inboard wing ribs 1 and 2 to inboard flap jack tee "up" line	1	DTD.323	C	S.11
873	E.A1.73.92C	PIPE, assembly, from tee to inboard flap jack connection "up" line	1	DTD.323	C	S.11
874	E.A1.73.92D	PIPE, assembly, from tee to inboard flap jack connection "down" line	1	DTD.323	C	S.11
875	E.A1.73.92E	PIPE, assembly, from inboard flap jack tee to running joint at wing 7 "down" line	1	DTD.323	C	S.11
876	E.A1.73.92F	PIPE, assembly, from inboard flap jack tee to running joint at inboard wing rib 7 "up" line	1	DTD.323	C	S.11
877	E.A1.73.92G	PIPE, assembly, from running coupling at inboard wing rib 7, over engine bay to running coupling at outboard wing rib 2A operating jack "down" connection	1	DTD.323	C	S.11
878	E.A1.73.92H	PIPE, assembly, from running coupling at inboard wing rib 7, over engine bay to running coupling at outboard wing rib 2A operating jack "up" line	1	DTD.323	C	S.11

**SERVICES**  
**HYDRAULIC EQUIPMENT IN STARBOARD WING**

Ref. No.	Part No.	Description						No. off	Matl. Spec.	Cl. of Equip. M.A. L.M.	Plate No.
		1	2	3	4	5	6				
879	E.A1.73.92J	PIPE, assembly, from running coupling at outboard rib 2A to outboard flap jack "down" connection						1	DTD.323	C	S.11
880	E.A1.73.92K	PIPE, assembly, from running coupling at outboard flap jack "up" connection						1	DTD.323	C	S.11
5259	EEAS.21/2ERH E.A1.73.282	WASHER, special ... ..						17	L.72	C	
		<b>PIPES, HYDRAULIC, FOR AIR BRAKE CENTRE WING, ASSEMBLY</b> Spares for:—						—	—	—	
5258	EEAS.143/6H	CLIP, pipe, single, 1/4" o/d., bonding ... ..						14	L.72	C	S.11
935	E.A1.73.282A	PIPE, assembly, air brake continuation between wing and fuselage and running coupling at centre wing ribs 3 and 4 "in" line						1	DTD.323	C	S.11
936	E.A1.73.282B	PIPE, assembly, air brake continuation between wing and fuselage and running coupling at centre ribs 3 and 4 "out" line						1	DTD.323	C	S.11
1638	E.A1.73.282E	PIPE, assembly, from running coupling between ribs 3 and 4 to running coupling between ribs 6 and 7 centre wing "in" line						1	DTD.323	C	S.11
1639	E.A1.73.282F	PIPE, assembly, from running coupling between ribs 3 and 4 to running coupling between ribs 6 and 7 centre wing "out" line						1	DTD.323	C	S.11
5259	EEAS.21/2ERH E.A1.73.284	WASHER, special ... ..						15	L.72	C	
		<b>PIPES, HYDRAULIC, FOR AIR BRAKE OUTER WING, STARBOARD, ASSEMBLY</b> Spares for:—						—	—	—	
5258	EEAS.143/6H	CLIP, pipe, single, 1/4" o/d. bonding ... ..						18	L.72	C	S.11
945	E.A1.73.284C	PIPE, assembly, air brake continuation from running coupling between outer wing ribs 1 and 2A, to running coupling between wing ribs 2 and 2B "in" line						1	DTD.323	C	S.11
946	E.A1.73.284D	PIPE, assembly, air brake continuation from running coupling between outer wing ribs 1 and 2A, to running coupling between outer wing ribs 2 and 2B "out" line						1	DTD.323	C	S.11
947	E.A1.73.284E	PIPE, assembly, air brake continuation from running coupling between outer wing ribs 2 and 2B "in" line						1	DTD.323	C	S.11
948	E.A1.73.284F	PIPE, assembly, air brake continuation from running coupling between outer wing ribs 2 and 2B to running coupling between outer wing ribs 3 and 3A "out" line						1	DTD.323	C	S.11
949	E.A1.73.284G	PIPE, assembly, air brake continuation from running coupling between outer wing ribs 3 and 3A to bracket on rib 3 "out" line						1	DTD.323	C	S.11

**SERVICES  
HYDRAULIC EQUIPMENT IN STARBOARD WING**

Ref. No.	Part No.	1 2 3 4 5 6	Description	No. off	Matl. Spec.	Cl. of Equip.	Plate No.
						M.R. L.M.	
950	E.A1.73.284H		<b>PIPE</b> , assembly, air brake continuation from running coupling between outer wing ribs 3 and 3A to bracket on wing ribs 3 "in" line	1	DTD.323	C	S.11
1985	E.A1.73.284J		<b>PIPE</b> , assembly, air brake continuation from coupling at inner wing rib 7 to coupling at outer wing ribs 1 and 2A "out" line	1	DTD.323	C	S.11
1986	E.A1.73.284K		<b>PIPE</b> , assembly, air brake continuation from coupling at inner wing rib 7 to coupling between outer wing ribs 1 and 2A "in" line	1	DTD.323	C	S.11
5259	EEAS.21/2ERH E.A3.73.816		<b>WASHER</b> ... .. <b>PIPES, HYDRAULIC, ON FUSELAGE SIDE WHEEL WELL BAY, ASSEMBLY</b> Spares for:—	20 —	L.72 —	C —	
911	E.A1.73.277		<b>BOLT</b> , special, banjo fitting variable flow valve pipe connection	1	S.11	C	S.12
737	E.A1.73.179		<b>CLIP</b> , pipe ... ..	1	—	C	S.12
5348	EEAS.143/8H		<b>CLIP</b> , pipe, single, $\frac{1}{8}$ " o/d. ... ..	5	L.72	C	S.12
5526	EEAS.91/3		<b>CLIP</b> , pipe, double, $\frac{1}{8}$ " o/d. ... ..	3	L.72	C	S.12
912	E.A1.73.183		<b>FITTING</b> , right angle banjo body, special, connection for undercarriage door jack and sequence valve connection	1	—	C	S.12
919	E.A3.73.552		<b>PIPE</b> , assembly, from special banjo connection at undercarriage door jack hose to variable flow valve tee piece "closed" line	1	DTD.323	C	S.12
918	E.A3.73.554		<b>PIPE</b> , assembly, from sequence valve to thermal relief valve tee at wing main spar undercarriage "up" line	1	DTD.323	C	S.12
921	E.A3.73.586		<b>PIPE</b> , assembly, from tee piece to variable flow valve undercarriage door jack "closed" line	1	DTD.323	C	S.12
20997	E.A3.73.856		<b>PIPE</b> , assembly, from variable flow valve to undercarriage jack hose connection "closed" line (Mod. 1464)	1	DTD.323	C	S.12
5534	E.A3.73.818		<b>PIPE</b> , assembly, from 4-way piece at main spar to sequence valve undercarriage door "closed" line	1	DTD.323	C	S.12
5535	E.A3.73.820		<b>PIPE</b> , assembly, from variable valve tee piece to thermal relief and transfer valve tee piece "closed" line	1	DTD.323	C	S.12
28F/9429532	AGS.1186/C		<b>SEAL</b> , bonding, between banjo fitting and banjo bolt	2	—	C	
5252	EEAS.21/2ERH		<b>WASHER</b> , special ... ..	5	L.72	C	

**SERVICES  
HYDRAULIC EQUIPMENT IN STARBOARD WING**

Ref. No.	Part No.	Description	No. off	Matl. Spec.	Cl. of Equip.		Plate No.
					M.R.	L.M.	
	E.B7.73.44	<b>PIPES, HYDRAULIC, ON RIB E, WHEEL WELL BAY, ASSEMBLY</b>	—	—	—	—	
5258	EEAS.143/6H	Spares for:— <b>CLIP</b> , pipe, single, 1/4" o/d., bonding ... ..	2	L.16	C		
5979	E.B7.73.41	<b>PIPE</b> , assembly, from undercarriage door jack sequence valve to running coupling at wheel well bay diaphragm "open" line	1	DTD.323	C	S.11	
5259	EEAS.21/2ERH E.A3.73.532	<b>WASHER</b> , special ... ..	2	L.72	C		
		<b>PIPES, HYDRAULIC, AT WHEEL WELL BAY DIAPHRAGM, ASSEMBLY</b>	—	—	—	—	
829	E.A1.73.181	Spares for:— <b>CLIP</b> , thermal relief valve (Mod. 1266) ... ..	1	L.72	C	S.12	
5260	EEAS.143/5H	<b>CLIP</b> , pipe, single, 3/8" o/d., bonding ... ..	3	L.16	C	S.11	
5258	EEAS.143/6H	<b>CLIP</b> , pipe, single, 1/4" o/d., bonding ... ..	1	L.16	C	S.11	
908	E.A3.73.562	<b>PIPE</b> , assembly, from running coupling at undercarriage door diaphragm, to flexible hose connection undercarriage door jack	1	DTD.323	C	S.11	
4526	E.A3.73.648	<b>PIPE</b> , assembly, from sequence valve and undercarriage door jack tee to thermal relief valve "open" line	1	DTD.323	C	S.11	
4527	E.A3.73.650	<b>PIPE</b> , assembly, from undercarriage door jack thermal relief valve to undercarriage jack thermal relief valve and return line 4-way piece	1	DTD.323	C	S.11 S.12	
5259	EEAS.21/2ERH E.A1.73.286	<b>WASHER</b> , special ... ..	10	L.72	C		
		<b>PIPES, HYDRAULIC, FOR AIR BRAKES ON OUTER WING RIB 3, ASSEMBLY</b>	—	—	—	—	
5258	EEAS.143/6H	Spares for:— <b>CLIP</b> , pipe, single, 1/4" o/d., bonding ... ..	2	L.72	C	S.11	
5243	E.A3.73.832	<b>PIPE</b> , coil, assembly, from connection at bracket on rib 3, to air brake hydraulic operating jack "out" position	1	DTD.477	C	S.11	
5245	E.A3.73.834	<b>PIPE</b> , coil, assembly, from connection at bracket on rib 3, to air brake hydraulic operating jack "in" position	1	DTD.477	C	S.11	
5259	EEAS.21/2ERH	<b>WASHER</b> , special ... ..	4	L.72	C		

Ref. No.	Part No.	1	2	3	4	5	6	Description	No. off	Matl. Spec.	Cl. of Equip.	Plate No.
											M.R.	

**Pages 1209 to 1218 not issued**

**SERVICES**  
**HYDRAULIC EQUIPMENT IN PORT AND STARBOARD WINGS**

Ref. No.	Part No.	Description	No. off	Matl. Spec.	Cl. of Equip.	Plate No.
					M.R. L.M.	
		1 2 3 4 5 6				
<b>SUMMARY OF STOCK ITEMS USED ON HYDRAULIC EQUIPMENT IN PORT AND STARBOARD WING, ASSEMBLY</b>						
28/F8011809	AGS.1104/B	Adaptor, nipple, 1/4" BSP ...	...			C
28F/9140971	AGS.1104/C	Adaptor, nipple, 1/4" BSP ...	...			C
28F/9129085	AGS.1102/A	Body, cone, union ...	...			C
28F/8011883	AGS.1102/B	Body, cone, union, 1/4" BSP ...	...			C
28F/9471001	AGS.1102/C	Body, cone, union, 1/4" BSP ...	...			C
28F/9877	AGS.1103/E	Body, union, 3/8" BSP ...	...			C
28F/1010341	AGS.1106/B	Body, union, 1/4" BSP ...	...			C
28F/9439766	AGS.1106/C	Body, union, 3/8" BSP ...	...			C
28F/1013402	AGS.1111/B	Body, union, 1/4" BSP ...	...			C
28F/9714	AGS.1111/C	Body, union, bulkhead, 3/8" BSP ...	...			C
28F/9476128	AGS.1112/E	Body, union, 1/4" BSP ...	...			C
28F/8011887	AGS.1113/B	Body, cone, union, 1/4" BSP ...	...			C
28F/9504828	AGS.1147/A	Body, union ...	...			C
28F/9130662	AGS.1147/B	Body, union, bulkhead, 1/4" BSP ...	...			C
28F/9439533	AGS.1129/B	Body, cone, banjo, 1/4" BSF ...	...			C
28D/1010658	A25/1B	Bolt, 4 BA ...	...			C
28D/1008149	A25/2B	Bolt, 4 BA ...	...			C
28D/9419452	A25/3B	Bolt, 4 BA ...	...			C
28D/1010029	A25/6B	Bolt, 4 BA ...	...			C
28D/1011013	A25/13B	Bolt, 4 BA ...	...			C
28D/9436920	A25/1C	Bolt, 2 BA ...	...			C
28D/9133011	A25/2C	Bolt, 2 BA ...	...			C
28D/1010030	A25/7C	Bolt, 2 BA ...	...			C
28D/9140644	A25/9C	Bolt, 2 BA ...	...			C
28D/9140645	A25/10C	Bolt, 2 BA ...	...			C
28D/9435710	A25/11C	Bolt, 2 BA ...	...			C
28D/9419397	A25/12C	Bolt, 2 BA ...	...			C
28D/9133014	A25/13C	Bolt, 2 BA ...	...			C
28D/9140647	A25/14C	Bolt, 2 BA ...	...			C
28D/1011021	A25/16C	Bolt, 2 BA ...	...			C
28D/1011023	A25/20C	Bolt, 2 BA ...	...			C
28D/1212939	A61/1C	Bolt, 2 BA ...	...			C
28D/1212940	A61/2C	Bolt, 2 BA ...	...			C
28D/1212941	A61/3C	Bolt, 2 BA ...	...			C
28D/1212942	A61/4C	Bolt, 2 BA ...	...			C
28D/1212944	A61/7C	Bolt, 2 BA ...	...			C
28D/9434863	A61/9C	Bolt, 2 BA ...	...			C
28D/1212957	A61/25C	Bolt, 2 BA ...	...			C
28F/9423227	AGS.1135/B	Bolt, banjo ...	...			C
28F/9489760	AGS.1125/4	Cone, 4-way ...	...			C
28F/9471001	AGS.1102/C	Coupling, pipe ...	...			C
28F/1013401	AGS.1107/A	Coupling, pipe ...	...			C
28F/9475460	AGS.1123/A	Coupling, pipe, 4-way ...	...			C
28F/9508223	AGS.1123/C	Coupling, pipe, 4-way ...	...			C
28F/1013599	AGS.1142/A	Nipple, adaptor ...	...			C
28F/8011896	AGS.1142/C	Nipple, adaptor ...	...			C
28F/9439897	AGS.1142/E	Nipple, adaptor ...	...			C
28M/9403519	A27/BP	Nut, 4 BA ...	...			C
28M/1006504	A27/BT	Nut, 4 BA ...	...			C

**SERVICES**  
**HYDRAULIC EQUIPMENT IN PORT AND STARBOARD WINGS**

Ref. No.	Part No.	Description						No. off	Matl. Spec.	Cl. of Equip.	Plate No.
		1	2	3	4	5	6			M.R. L.M.	
28M/9403520	A27/CP	Nut, 2 BA	...	...	...	...	...			C	
28M/1006473	A27/CT	Nut, 2 BA	...	...	...	...	...			C	
28M/13324	A29/CP	Nut, 2 BA	...	...	...	...	...			C	
28F/9453689	AGS.1148/A	Nut, 1/2" BSP	...	...	...	...	...			C	
28F/1010558	AGS.1148/B	Nut, 1/2" BSP	...	...	...	...	...			C	
28M/1278189	AGS.2001/B/1	Nut, stiff, 4 BA	...	...	...	...	...			C	
28M/1278190	AGS.2001/C/1	Nut, stiff, 2 BA	...	...	...	...	...			C	
28M/10319	AGS.2002/C/3	Nut, stiff, 2 BA	...	...	...	...	...			C	
28F/9128928	AGS.1115/2	Plate, washer	...	...	...	...	...			C	
28F/11492	AGS.1115/3	Plate, washer	...	...	...	...	...			C	
28F/9128929	AGS.1115/4	Plate, washer	...	...	...	...	...			C	
28F/8872	AGS.1115/7	Plate, washer	...	...	...	...	...			C	
28F/9157965	AGS.1149/1	Plate, washer	...	...	...	...	...			C	
28F/9130664	AGS.1149/2	Plate, washer	...	...	...	...	...			C	
28S/1200033	A31/B24	Screw, 4 BA	...	...	...	...	...			C	
28S/9992525	A32/B12	Screw, 4 BA	...	...	...	...	...			C	
28S/9995325	A33/B8	Screw, 4 BA	...	...	...	...	...			C	
28F/9428453	AGS.1186/B	Seal, bonded	...	...	...	...	...			C	
28F/9429527	AGS.1186/BB	Seal, bonded	...	...	...	...	...			C	
28F/9429532	AGS.1186/C	Seal, bonded	...	...	...	...	...			C	
28F/9428454	AGS.1186/CC	Seal, bonded	...	...	...	...	...			C	
28F/9128943	AGS.1114/B	Sleeve, flanged, bulkhead screwed	...	...	...	...	...			C	
28F/8011811	AGS.1118/B	Tee, cone, 1/2" BSP	...	...	...	...	...			C	
28F/9476124	AGS.1118/C	Tee, cone, 1/2" BSP	...	...	...	...	...			C	
28F/9463543	AGS.1120/1	Tee, cone, 1/2" BSP	...	...	...	...	...			C	
28F/9439102	AGS.1105/B	Union, adaptor, 1/4" BSP	...	...	...	...	...			C	
28F/9423237	AGS.1132/B	Union, banjo, 1/4" BSP	...	...	...	...	...			C	
28V/9419402	SP.13/C	Washer	...	...	...	...	...			C	
28V/9419474	SP.15/B	Washer	...	...	...	...	...			C	
28V/9419475	SP.15/C	Washer	...	...	...	...	...			C	
28V/9419486	SP.16/B	Washer	...	...	...	...	...			C	
28V/9416642	SP.47/B	Washer	...	...	...	...	...			C	
28V/9416643	SP.47/C	Washer	...	...	...	...	...			C	

NOTE: Pages 1221 and 1222 not issued

**SERVICES**  
**HYDRAULIC EQUIPMENT IN INNER WING LEADING EDGE, PORT**

Ref. No.	Part No.	Description	No. off	Matl. Spec.	Cl. of Equip.		Plate No.
					M.R.	L.M.	
		1 2 3 4 5 6					
	E.B6.73.23	<b>HYDRAULIC EQUIPMENT IN INNER WING LEADING EDGE, PORT, ASSEMBLY (PRE MOD. 2393-2155-2197)</b>	—	—	—		
		Spares for:—					
881	E.A1.73.191	Bolt, special, banjo body, fitting at Lockheed hydraulic pump, suction line	1	S.11	C		
882	E.A1.73.193	Bolt, special, banjo body, fitting at Lockheed hydraulic pump, delivery line	1	S.96	C		
5348	EEAS.143/8H	Clip, pipe, single, 1/2" o/d, bonding	1	L.72	C		
17529	EEAS.143/23	Clip, pipe, single, 1/2" o/d	1	L.72	C		
5523	EEAS.143/23H	Clip, pipe, single, 1/2" o/d, bonding	1	L.72	C		
30965	E.A3.73.915	Coupling, pipe (Mod. 2558)	1	S.91	C		
	E.B7.73.189	Fairlead, at diaphragm between ribs 2 and 3 for flexible suction and delivery pipes (Mod. 1499)	1	LFS.21	—		
	E.B7.73.191	Fairlead, at diaphragm between ribs 2 and 3 for flexible suction and delivery pipes (Mod. 1499)	1	LFS.21	—		
886	E.A1.73.189	Fitting, banjo body, special connection to flexible hose at Lockheed hydraulic pump, delivery line	1	L.40	C		
885	E.A1.73.247	Fitting, banjo body, special connection to flexible hose at Lockheed hydraulic pump (Pre Mod. 2701)	1	L.40	C		
37585	E.A1.73.403	Fitting, banjo body, special connection to flexible hose at Lockheed hydraulic pump (Mod. 2701)	1	DTD.423	C		
30978	E.A4.73.283	Pipe, assembly, from coupling at rib 2 to fuselage connection inboard of rib 1, delivery line (Mod. 2558)	1	DTD.743	C		
6888	E.B6.73.191	Pipe, assembly, from coupling at rib 2 to fuselage connection inboard of rib 1, suction line	1	DTD.323	C		
981	EEAS.20/2DR	Tab, locking, 20 SWG	4	L.72	C		
5259	EEAS.21/2ERH	Washer, special	2	—	C		
	E.B6.73.395	<b>HYDRAULIC EQUIPMENT IN INNER WING LEADING EDGE, PORT, ASSEMBLY (MOD. 2393-2155-2197)</b>	—	—	—		
		Spares for:—					
881	E.A1.73.191	Bolt, special, banjo body fitting at Lockheed hydraulic pump, suction line	1	S.11	C		S.12
882	E.A1.73.193	Bolt, special, banjo body fitting at Lockheed hydraulic pump, delivery line	1	S.11	C		S.12
5348	EEAS.143/8H	Clip, pipe, single, 1/2" o/d, bonding	1	L.72	C		
12436	E.A9.73.165	Clip, pipe, special, at diaphragm, between ribs 2 and 3	1	—	C		S.12
17529	EEAS.143/23	Clip, pipe, single, 1/2" o/d (or use Ref. 5523)	1	L.72	C		S.12
5523	EEAS.143/23H	Clip, pipe, single, 1/2" o/d, bonding	1	L.72	C		S.12
30965	E.A3.73.915	Coupling, pipe (Mod. 2645)	1	S.91	C		S.12
22802	E.A9.73.163	Fairlead, at diaphragm, between ribs 2 and 3 for flexible suction and delivery pipes	1	LFS.21	C		S.12
22789	E.A9.73.93	Fairlead, hydraulic pump flexible pipe	2	—	C		S.12

**SERVICES**  
**HYDRAULIC EQUIPMENT IN INNER WING LEADING EDGE, PORT**

Ref. No.	Part No.	Description	No. off	Matl. Spec.	Cl. of Equip.	Plate No.
					M.R. L.M.	
6886	E.B7.73.105	Fairlead, at diaphragm, between ribs 2 and 3, for flexible suction and delivery pipes	1	LFS.21	C	
886	E.A1.73.189	Fitting, banjo body, special connection to flexible hose at Lockheed hydraulic pump, delivery line	1	L.40	C	S.12
885	E.A1.73.247	Fitting, banjo body, special connection for flexible hose at Lockheed hydraulic pump, suction line (Pre Mod. 2701)	1	L.40	C	
37585	E.A1.73.403	Fitting, banjo body, special connection for flexible hose at Lockheed hydraulic pump, suction line (Mod. 2701)	1	DTD.423	C	S.12
30978	E.A4.73.283	Pipe, assembly, from coupling at rib 2 to fuselage connection inboard of rib 1, delivery line (Mod. 2645)	1	DTD.743	C	S.12
6888	E.B6.73.191	Pipe, assembly, from coupling at rib 2 to fuselage connection inboard of rib 1, suction line	1	DTD.323	C	S.12
981	EEAS.20/2DR	Tab, locking, 20 SWG	4	DTD.390	C	S.12
5259	EEAS.21/2ERH	Washer, special	2	—	C	
22804	E.A9.73.167	Washer, special, for pipe clip at diaphragm between ribs 2 and 3	1	L.72	C	S.12
22805	E.A9.73.168	Washer, special, for pipe clip at diaphragm between ribs 2 and 3	1	L.72	C	S.12

**Pages 1225 to 1234 not issued**

**SERVICES**  
**HYDRAULIC EQUIPMENT IN INNER WING LEADING EDGE, STARBOARD**

Ref. No.	Part No.	Description	No. off	Matl. Spec.	Cl. of Equip.	Plate No.
					M.R. L.M.	
	E.B6.73.24	<b>HYDRAULIC EQUIPMENT IN INNER WING LEADING EDGE, STARBOARD (PRE-MOD. 2393-2155-2197)</b>	—	—	—	
		Spares for:—				
881	E.A1.73.191	<b>BOLT</b> , special, banjo fitting at Lockheed hydraulic pump	1	S.11	C	
882	E.A1.73.193	<b>BOLT</b> , special, banjo fitting at Lockheed hydraulic pump	1	S.96	C	
2340	E.A3.73.281	<b>CLIP</b> , half, accumulator mounting ... ..	2	—	C	
2364	E.A2.73.111	<b>ELBOW</b> , special, union, pressure gauge connector leading edge	1	—	C	
891	E.A1.73.199	<b>FAIRLEAD</b> ... ..	1	LFS.21	C	
5037	E.A1.73.293	<b>FAIRLEAD</b> ... ..	1	BSS.216	C	
6889	E.A1.73.385	<b>FAIRLEAD</b> ... ..	1	LFS.21	C	
5157	E.A2.75.415	<b>FAIRLEAD</b> ... ..	2	LFS.21	C	
886	E.A1.73.189	<b>FITTING</b> , banjo body, special, connection for flexible hose at Lockheed hydraulic pump pressure line	1	L.40	C	
885	E.A1.73.247	<b>FITTING</b> , banjo body, special, connection for flexible hose at Lockheed hydraulic pump suction line (Pre-Mod. 2701)	1	L.40	C	
37585	E.A1.73.403	<b>FITTING</b> , banjo body, special, connection for flexible hose at Lockheed hydraulic pump suction line (Mod. 2701)	1	DTD.423	C	
30960	E.A3.73.895	<b>FITTING</b> , banjo body, special, connection for flexible hose connection to non-return valve delivery line (Mod. 2558)	1	DTD.743	C	
30961	E.A3.73.897	<b>PIPE</b> , assembly, from non-return valve engine driven pump to cut-out valve tee delivery line (Mod. 2558)	1	DTD.743	C	
30962	E.A3.73.899	<b>PIPE</b> , assembly, from tee in delivery line to cut-out valve (Mod. 2558)	1	DTD.743	C	
30963	E.A3.73.901	<b>PIPE</b> , assembly, from starboard engine driven pump non-return valve to Lockheed cut-out valve tee, port, pump delivery line (Mod. 2558)	1	DTD.743	C	
30964	E.A3.73.903	<b>PIPE</b> , assembly, from running coupling at wing rib 1 to non-return valve, port, hydraulic pump delivery line in leading edge (Mod. 2558)	1	DTD.743	C	
6895	E.B6.73.183	<b>PIPE</b> , assembly, from cut-out valve at leading edge to running coupling at wing rib 1, return line	1	—	C	
6896	E.B7.73.61	<b>PIPE</b> , assembly, from cut-out valve at leading edge to accumulator and non-return valve tee pressure line	1	—	C	
6897	E.B7.73.65	<b>PIPE</b> , assembly, from cut-out valve and non-return valve tee to accumulator, pressure line	1	DTD.323	C	
6898	E.B7.73.69	<b>PIPE</b> , assembly, from accumulator and inflation valve tee, to pressure gauge in leading edge	1	DTD.323	C	

**SERVICES**  
**HYDRAULIC EQUIPMENT IN INNER WING LEADING EDGE, STARBOARD**

Ref. No.	Part No.	1	2	3	4	5	6	Description	No. off	Matl. Spec.	Cl. of Equip.		Plate No.
											M.R.	L.M.	
6899	E.B7.73.71							PIPE, assembly, from accumulator and pressure line gauge tee, to inflation valve	1	DTD.323		C	
6900	E.B7.73.73							PIPE, assembly, from accumulator to running coupling at wing rib 1	1	DTD.323		C	
6901	E.B6.73.185							PIPE, assembly, from accumulator tee piece to fuselage connection non-return valve pressure line	1	DTD.323		C	
6902	E.B7.73.45							PIPE, assembly, from running coupling at wing rib 1 to flexible hose coupling at engine driven pump suction line	1	L.56		C	
6903	E.B6.73.181							PIPE, assembly, from running coupling at wing rib 1 to fuselage coupling, return line	1	DTD.323		C	
6904	E.B6.73.175							PIPE, assembly, from running coupling at wing rib 1, to inflation valve and pressure gauge tee piece at leading edge	1	DTD.323		C	
980	EEAS.20/1DR							TAB, locking ... ..	4	—		C	
981	EEAS.20/2DR							TAB, locking ... ..	6	DTD.390		C	
30966	E.A3.73.905							TEE, cone cut-out valve junction pipe (Mod. 2558) ...	1	S.91		C	
30967	E.A3.73.907							UNION body, rib 1 (Mod. 2558) ... ..	1	S.91		C	

**SERVICES**  
**HYDRAULIC EQUIPMENT IN INNER WING LEADING EDGE, STARBOARD**

Ref. No.	Part No.	Description	No. off	Matl. Spec.	Cl. of Equip.	Plate No.
					M.R. L.M.	
		1 2 3 4 5 6				
	E.B6.73.397	<b>HYDRAULIC EQUIPMENT IN INNER WING LEADING EDGE, STARBOARD, ASSEMBLY (MOD. 2393-2155-2197)</b> Spares for:—	—	—	—	
881	E.A1.73.191	<b>BOLT</b> , special, banjo fitting at Lockheed hydraulic pump	1	S.11	C	S.12
882	E.A1.73.193	<b>BOLT</b> , special, banjo fitting at Lockheed hydraulic pump	1	S.11	C	S.12
12436	E.A9.73.165	<b>CLIP</b> , pipe, special, between rib 2 and 3 ... ..	1	L.72	C	S.12
2340	E.A3.73.281	<b>CLIP</b> , half, accumulator mounting ... ..	2	—	C	S.12
2364	E.A2.73.111	<b>ELBOW</b> , special, union pressure gauge connection leading edge	1	—	C	S.12
891	E.A1.73.199	<b>FAIRLEAD</b> ... ..	1	LFS.21	C	S.12
6889	E.A1.73.385	<b>FAIRLEAD</b> ... ..	1	LFS.21	C	S.12
22789	E.A9.73.93	<b>FAIRLEAD</b> , hydraulic pump flexible pipe ... ..	2	—	C	S.12
22803	E.A9.73.164	<b>FAIRLEAD</b> , at diaphragm, between ribs 2 and 3 for flexible suction and delivery pipes	1	LFS.21	C	S.12
886	E.A1.73.189	<b>FITTING</b> , banjo body, special, connection for flexible hose at Lockheed hydraulic pump pressure line	1	L.40	C	S.12
885	E.A1.73.247	<b>FITTING</b> , banjo body, special, connection for flexible hose at Lockheed hydraulic pump suction line (Pre-Mod. 2701)	1	L.40	C	S.12
37585	E.A1.73.403	<b>FITTING</b> , banjo body, special, connection for flexible hose at Lockheed hydraulic pump suction line (Mod. 2701)	1	DTD.423	C	S.12
12439	E.A9.73.79	<b>PIPE</b> , assembly, Avery coupling at rib 2 to coupling at rib 1 suction line	1	L.56	C	S.12
32573	E.B6.73.399	<b>PIPE</b> , assembly, coupling at rib 1 to accumulator ...	1	DTD.323	C	S.12
6895	E.B6.73.183	<b>PIPE</b> , assembly, from cut-out valve at leading edge to running coupling at wing rib 1, return line	1	—	C	S.12
6896	E.B7.73.61	<b>PIPE</b> , assembly, from cut-out valve at leading edge to accumulator and non-return valve tee pressure line	1	—	C	S.12
6897	E.P7.73.65	<b>PIPE</b> , assembly, from cut-out valve and non-return valve tee, to accumulator pressure line	1	DTD.323	C	S.12
6898	E.B7.73.69	<b>PIPE</b> , assembly, from accumulator and inflation valve tee, to pressure gauge in leading edge	1	DTD.323	C	S.12
6899	E.B7.73.71	<b>PIPE</b> , assembly, from accumulator and pressure line gauge tee, to inflation valve	1	DTD.323	C	S.12
6901	E.B6.73.185	<b>PIPE</b> , assembly, from accumulator tee piece to fuselage connection non-return valve pressure line	1	DTD.323	C	S.12
6903	E.B6.73.181	<b>PIPE</b> , assembly, from running coupling at wing rib 1, to fuselage coupling return line	1	DTD.323	C	S.12
6904	E.B6.73.175	<b>PIPE</b> , assembly, from running coupling at wing rib 1, to inflation valve and pressure gauge tee piece at leading edge	1	DTD.323	C	S.12

**SERVICES**  
**HYDRAULIC EQUIPMENT IN INNER WING LEADING EDGE, STARBOARD**

Ref. No.	Part No.	Description	No. off	Matl. Spec.	Cl. of Equip.	Plate No.
					M.R. L.M.	
		1 2 3 4 5 6				
30987	E.B7.73.361	PIPE, assembly from Avery coupling to non-return valve delivery line (Mod. 2645)	1	DTD.743	C	S.12
30988	E.B7.73.363	PIPE, assembly, from non-return valve adjacent to rib 2 to non-return valve's tee piece adjacent to rib 2 (Mod. 2645)	1	DTD.743	C	S.12
30989	E.B7.73.365	PIPE, assembly, from non-return valve's tee piece to cut-out valve delivery line (Mod. 2645)	1	DTD.743	C	S.12
30990	E.B7.73.367	PIPE, assembly, from non-return valve's tee piece to non-return valve adjacent to rib 1 (Mod. 2645)	1	DTD.743	C	S.12
30991	E.B7.73.369	PIPE, assembly, from non-return valve adjacent to rib 1, to adaptor on rib 1 (Mod. 2645)	1	DTD.743	C	S.12
980	EEAS.20/1DR	TAB, locking ... ..	4	—	C	S.12
981	EEAS.20/2DR	TAB, locking ... ..	6	L.72	C	S.12
30966	E.A3.73.905	TEE, cone, cut-out valve, junction pipe ... ..	1	S.91	C	
	or					
36815	E.A3.73.919	TEE, cone (Mod. 2645) ... ..	1	—	C	S.12
30967	E.A3.73.907	UNION, body, rib 1 delivery line ... ..	1	S.91	C	S.12
22804	E.A9.73.167	WASHER, special, for pipe clip, between ribs 2 and 3	1	L.72	C	S.12
22805	E.A9.73.168	WASHER, special, for pipe clip, between ribs 2 and 3	1	L.72	C	S.12

Pages ~~1237~~ to 1248 not issued

AL-18. 1239

**SERVICES**  
**HYDRAULIC EQUIPMENT IN INNER WING LEADING EDGE**

Ref. No.	Part No.	Description	No. off	Matl. Spec.	Cl. of Equip.	Plate No.
					M.R. L.M.	
		1 2 3 4 5 6				
<b>SUMMARY OF STOCK ITEMS USED ON EQUIPMENT IN INNER WING LEADING EDGE PORT AND STARBOARD, ASSEMBLY</b>						
28F/8011809	AGS.1104/B	Adaptor, cone, 1/2" o/d. ...				C
28F/9140971	AGS.1104/C	Adaptor, cone, 3/8" o/d. ...				C
28F/1013599	AGS.1142/A	Adaptor, nipple, 5/16" o/d. ...				C
28F/8011896	AGS.1142/C	Adaptor, nipple, 3/8" o/d. ...				C
28F/9439897	AGS.1142/E	Adaptor, nipple, 1/2" o/d. ...				C
28F/9439533	AGS.1129/B	Body, banjo, single-ended cone, 1/2" o/d. ...				C
28F/9741001	AGS.1102/C	Body, cone, union, 3/8" BSF ...				C
28F/9877	AGS.1103/E	Body, union ...				C
28F/1013402	AGS.1111/B	Body, union, bulkhead, 1/2" BSP ...				C
28F/9714	AGS.1111/C	Body, union, bulkhead, 3/8" BSP ...				C
28F/9476128	AGS.1112/E	Body, union, flanged, bulkhead, 5/8" BSP ...				C
28D/1010658	A25/1B	Bolt, 4 BA, hex. head, "5 long ...				C
28D/1008149	A25/2B	Bolt, 4 BA, hex. head, "6 long ...				C
28D/9436920	A25/1C	Bolt, 2 BA, hex. head, "55 long ...				C
28D/9133011	A25/2C	Bolt, 2 BA, hex. head, "65 long ...				C
28D/9133012	A25/3C	Bolt, 2 BA, hex. head, "75 long ...				C
28D/1200129	A25/4C	Bolt, 2 BA, hex. head, "85 long ...				C
28D/9140644	A25/9C	Bolt, 2 BA, hex. head, 1"35 long ...				C
28D/9435710	A25/11C	Bolt, 2 BA, hex. head, 1"55 long ...				C
28D/1011022	A25/18C	Bolt, 2 BA, hex. head, 2"25 long ...				C
28D/1011023	A25/20C	Bolt, 2 BA, hex. head, 2"45 long ...				C
28D/1212941	A61/3C	Bolt, 2 BA, hex. head, "75 long ...				C
28D/1212957	A61/25C	Bolt, 2 BA, hex. head, 2"95 long ...				C
28F/9423227	AGS.1135/B	Bolt, banjo, 1/2" ...				C
28M/1006504	A27/8T	Nut, 4 BA, thin ...				C
28M/13324	A29/CP	Nut, 2 BA, plain ...				C
28M/1278189	AGS.2001/B/1	Nut, stiff, 4:BA ...				C
28M/1278190	AGS.2001/C/1	Nut, stiff, 2:BA ...				C
28S/1200033	A31/B24	Screw, 4:BA, cheese head, 3/4" long ...				C
28F/9428453	AGS.1186/B	Seal, bonded ...				C
28F/9429527	AGS.1186/BB	Seal, bonded ...				C
28F/9429532	AGS.1186/C	Seal, bonded ...				C
28F/9428454	AGS.1186/CC	Seal, bonded ...				C
28F/9128943	AGS.1114/B	Sleeve, flanged, bulkhead, 1/2" BSP ...				C
28F/9476124	AGS.1118/C	Tee, cone, 1/2" ...				C
28F/9463543	AGS.1120/1	Tee, cone, 1/2" x 1/2" x 1/8" ...				C
28W/9419465	SP.13/B	Washer, 4 BA, thin ...				C
28W/9419402	SP.13/C	Washer, 2 BA, thin ...				C
28W/9419475	SP.15/C	Washer, 2 BA, thin ...				C
28W/9416642	SP.47/B	Washer, 4 BA, spring ...				C
28W/9416632	SP.47/C	Washer, 2 BA, spring ...				C
28F/9128928	AGS.1115/2	Washer, plate ...				C
28F/11492	AGS.1115/3	Washer, plate ...				C
28F/9128928	AGS.1115/4	Washer, plate ...				C
28F/8872	AGS.1115/7	Washer, plate ...				C

Ref. No.	Part No.	1 2 3 4 5 6						No. off	Matl. Spec.	Cl. of Equip.	Plate No.
										M.R.	

**SERVICES  
OXYGEN SYSTEM**

Ref. No.	Part No.	Description	No. off	Matl. Spec.	Cl. of Equip.		Plate No.
					M.R.	L.M.	
		1	2	3	4	5	6
	E.B6.71.1	<b>OXYGEN SYSTEM, ASSEMBLY</b> ... ..	—	—	—		
		Spares for:—					
	E.B6.71.3	<b>BOMB AIMER'S OXYGEN SYSTEM ARRANGEMENT</b>	—	—	—		
		Spares for:—					
6425	EEAS.143/3	CLIP, pipe, single, 3/8" o/d. ... ..	2	L.72	C		
4965	EEAS.143/5	CLIP, pipe, single, 3/8" o/d. ... ..	21	L.72	C		
6429	EEAS.143/7	CLIP, pipe, single, 3/8" o/d. ... ..	5	L.72	C		
5551	EEAS.143/14	CLIP, pipe, single, 7/8" o/d. ... ..	12	L.72	C		
15117	E.B7.71.53	FAIRLEAD, half at frames A and 1 ... ..	4	LFS.21	C		S.7
	E.B7.71.55	HOSE, connection, 3/4" i/d. x 1 1/4" o/d. x 3" long (Make from 32C/445)	5	DTD.625	LM		S.7
5811	E.B6.71.33	PIPE, assembly, H.P. from supply tee to stop valve on pressure bulkhead, starboard	1	T.51	C		S.7
5812	E.B6.71.27	PIPE, assembly, H.P. from bomb aimer's regulator to supply pipe connection on coaming tube (Pre-Mod. 2197)	1	L.54	C		
5814	E.B6.71.31	PIPE, assembly, L.P. bomb aimer's supply, from re- gulator to coupling on frame 6	1	L.56	C		S.7
5813	E.B6.71.29	PIPE, assembly, L.P. bomb aimer's supply, from coupling on frame 6 to coupling on pressure bulkhead (Pre-Mod. 2395-2155- 2197)	1	L.56	C		
32572	E.B6.71.197	PIPE, assembly, bomb aimer's supply, from coupling on frame 6 to coupling on pressure bulk- head (Mod. 2393-2155-2197)	1	L.56	C		S.7
	E.B6.71.631	PIPE, assembly, bomb aimer's supply, from coupl- ing on frame 6 to coupling on pressure bulkhead (Mod. 4052)	1	L.56	LM		
5754	E.B7.71.91	PIPE, assembly, from oxygen regulator to hose coupling forward of frame 1, starboard, 3/4" o/d. x 22 SWG	1	L.54	C		S.7
5755	E.B7.71.93	PIPE, L.P. from hose coupling forward of frame 1 to flexible hose coupling aft of frame 2, starboard, 3/4" o/d. x 22 SWG	1	L.56	C		S.7
5756	E.B7.71.95	PIPE, assembly, H.P., from regulator to 2-way connector aft of frame A, starboard	1	L.54	C		S.7
5757	E.B7.71.97	PIPE, assembly, H.P., from coupling aft of frame A, to coupling tee at frame 1 regulator line, starboard	1	L.54	C		S.7
5758	E.B7.71.99	PIPE, assembly, H.P., from oxygen contents gauge tee to reducing valve tee, forward of frame 2, starboard	1	T.51	C		S.7
5759	E.B7.71.101	PIPE, assembly, H.P., from supply tee forward of frame 2, to oxygen contents gauge, star- board (Pre-Mod. 1482)	1	T.51	C		
5760	E.B7.71.103	PIPE, assembly, H.P., from oxygen contents gauge to supply tee at frame 5, starboard	1	T.51	C		S.7
5762	E.B7.71.107	PIPE, assembly, H.P., from supply tee to R.H. oxygen contents gauge (Pre-Mod. 1482)	1	T.51	C		
27360	E.B6.71.157	PIPE, assembly, H.P., from coupling to oxygen gauge supply tee (Mod. 1482)	1	T.51	C		S.7
27359	E.B6.71.159	PIPE, assembly, H.P., from supply tee, forward of frame 2, to oxygen gauge, starboard, L.H. (Mod. 1482)	1	T.51	C		S.7
27358	E.B6.71.161	PIPE, assembly, H.P., from supply tee to oxygen gauge, starboard, R.H. (Mod. 1482)	1	T.51	C		S.7
32351	E.B6.71.165	PIPE, assembly, H.P., supply to bomb aimer's regulator and adaptor (Mod. 2197) (S.O.O.)	1	L.54	C		S.7

**SERVICES  
OXYGEN SYSTEM**

Ref. No.	Part No.	Description	No. off	Matl. Spec.	Cl. of Equip.		Place No.
					M.R.	L.M.	
		1 2 3 4 5 6					
	E.B6.71.5	<b>NAVIGATOR'S OXYGEN SYSTEM ARRANGEMENT</b>	—	—	—		
		Spares for:—					
	E.B7.71.221	<b>BRACKET</b> , mounting, navigator's demand oxygen regulator and reducing valve (Mod. 1299)	1	—	—		
1837	E.A3.71.127	<b>CABLE</b> , emergency release ... ..	1	—	C		S.7
1838	E.A3.71.129	<b>CABLE</b> , emergency release ... ..	1	—	C		S.7
5780	E.B7.71.49	<b>CLAMP</b> , reducing valve mounting ... ..	1	—	C		S.7
15120	E.B7.71.169	<b>CLIP</b> , half ... ..	2	DTD.124	C		S.7
6425	EEAS.143/3	<b>CLIP</b> , pipe, single, $\frac{1}{8}$ " o/d. ... ..	3	L.72	C		S.7
4965	EEAS.143/5	<b>CLIP</b> , pipe, single, $\frac{1}{8}$ " o/d. ... ..	5	L.72	C		S.7
5551	EEAS.143/14	<b>CLIP</b> , pipe, single, $\frac{1}{8}$ " o/d. ... ..	8	L.72	C		S.7
	E.B6.71.9	<b>FITTING ON PRESSURE BULKHEAD, ASSEMBLY</b>	—	—	—		
		Spares for:—					
1835	E.A3.57.21	<b>BRACKET</b> , H.P. valve mounting ... ..	1	—	C		
18646	E.B7.71.21	<b>BRACKET</b> , flexible hose connector (Pre-Mod. 4052)	2	—	C		
	E.B6.71.621	<b>BRACKET</b> , flexible hose connection (Mod. 4052)	1	L.72	—		
1128	EEAS.69/2	<b>GASKET</b> ... ..	2	Neo-K-Tex	C		S.7
	E.B7.71.55	<b>HOSE</b> , connection, $\frac{1}{2}$ " i/d. x $1\frac{1}{4}$ " o/d. x 3" long (Make from 32C/445)	5	DTD.625	LM		S.7
5815	E.B6.71.21	<b>PIPE</b> , assembly, H.P., from stop valve tee piece to navigator's reducing valve tee piece delivery line	1	L.54	C		S.7
5816	E.B6.71.23	<b>PIPE</b> , assembly, H.P., from oxygen stop valve to pressure bulkhead connection, starboard	1	T.51	C		S.7
5817	E.B6.71.25	<b>PIPE</b> , assembly, H.P., from navigator's regulator tee piece to navigator's regulator (Pre-Mod. 4051)	1	L.54	C		S.7
	E.B6.71.597	<b>PIPE</b> , assembly, from regulator to reducing valve (Mod. 4051)	1	L.54	—		
5818	E.B6.71.39	<b>PIPE</b> , assembly, H.P., from navigator's regulator tee piece to coupling connection on cross tube	1	L.54	C		S.7
5764	E.B7.71.59	<b>PIPE</b> , L.H., from navigator's oxygen regulator, to hose coupling at navigator's table, $\frac{1}{2}$ " o/d. x 22 SWG (Pre-Mod. 4051)	1	L.54	C		S.7
	E.B6.71.599	<b>PIPE</b> , assembly, from regulator to hose coupling at frame 5 (Mod. 4051)	1	L.54	—		
12918	E.B6.71.65	<b>PIPE</b> , assembly, L.P., bend, navigator's supply, from coupling at navigator's table to coupling aft of frame 6, $\frac{1}{2}$ " o/d. x 22 SWG	1	L.54	C		S.7
12919	E.B6.71.67	<b>PIPE</b> , L.P., from coupling aft of frame 6 to flexible hose coupling on pressure bulkhead, $\frac{1}{2}$ " o/d. x 22 SWG	1	L.54	C		S.7
5767	E.B7.71.65	<b>PIPE</b> , assembly, H.P., from stop valve tee piece to navigator's reducing valve tee piece, delivery line	1	T.51	C		S.7
5768	E.B7.71.67	<b>PIPE</b> , assembly, H.P., from stop valve to stop valve tee, port	1	T.51	C		S.7
5769	E.B7.71.69	<b>PIPE</b> , assembly, H.P., from navigator's reducing valve, tee piece to reducing valve	1	L.54	C		S.7
5772	E.B7.71.119	<b>PIPE</b> , assembly, H.P., from navigator's reducing valve tee piece, to tee piece on frame 5, starboard	1	T.51	C		S.7
5161	E.A3.71.453	<b>PIPE</b> , assembly, H.P., from oxygen stop valve to pressure bulkhead connection, port	1	T.51	C		S.7

**SERVICES  
OXYGEN SYSTEM**

Ref. No.	Part No.	Description	No off	Mat. Spec.	Cl. of Equip.		Plate No.
					M.R.	L.M.	
	E.B6.71.11	<b>OXYGEN CYLINDERS, ASSEMBLY</b> ... ..	—	—	—	—	—
		Spares for:—					
3413	EEAS.91/C	CLIP, pipe, double. 1/2" o/d. ... ..	3	—	—	C	S.7
1839	E.A3.71.163	PIPE, assembly, from charging valve to filter ...	1	T.51	—	C	S.7
1842	E.A3.71.169	PIPE, assembly, oxygen bottle, inter-connection ...	2	T.51	—	C	S.7
1846	E.A3.71.177	PIPE, assembly, oxygen bottle, inter-connection ...	1	T.51	—	C	S.7
1847	E.A3.71.179	PIPE, assembly, oxygen bottle, inter-connection ...	2	T.51	—	C	S.7
1848	E.A3.71.181	PIPE, assembly, oxygen bottle, inter-connection ...	1	T.51	—	C	S.7
4401	E.A3.71.419	PIPE, assembly, oxygen bottle, inter-connection ...	1	T.51	—	C	S.7
4407	E.A3.71.421	PIPE, assembly, inter-connection, from 2250 litre oxygen bottle to 3-way connection	1	T.51	—	C	S.7
4400	E.A3.71.423	PIPE, assembly, oxygen bottle, inter-connection ...	1	T.51	—	C	S.7
13115	E.B6.71.47	PIPE, assembly, from 750 litre bottle connection to pressure bulkhead	1	T.51	—	C	S.7
4402	E.A3.71.431	PIPE, assembly, from 3-way piece inter-connection for 2250 and 750 litre oxygen bottles to charging valve filter	1	T.51	—	C	S.7
4404	E.A3.71.437	PIPE, assembly, oxygen bottle, inter-connection ...	2	T.51	—	C	S.7
4405	E.A3.71.439	PIPE, assembly, inter-connection, from 3-way tee piece to 750 litre oxygen bottles	1	T.51	—	C	S.7
5819	E.B6.71.43	PIPE, assembly, from 2250 litre oxygen bottle to coupling forward of frame 12	1	T.51	—	C	S.7
5820	E.B6.71.41	PIPE, assembly, from starboard pressure bulkhead coupling to coupling aft of frame 9	1	T.51	—	C	S.7
16491	E.B6.71.49	PIPE, assembly, from coupling forward of frame 12A, to coupling aft of frame 9	1	—	—	C	S.7
28U/14094	AS.2381	ROD, tension. 1/2" BSP ... ..	4	—	—	C	S.7
1851	E.A1.71.63	SCREW, trunnion, 1/2" BSP ... ..	10	S.4	—	C	S.7
1852	E.A1.71.37	STRAP, oxygen bottles, 750 litres ... ..	10	L.72	—	C	S.7
1853	E.A1.71.39	STRAP, oxygen bottles, 750 litres ... ..	10	L.72	—	C	S.7
4409	E.A3.71.391	STRAP, oxygen bottles, 2250 litres ... ..	4	L.72	—	C	S.7
4410	E.A3.71.399	STRAP, oxygen bottles, 2250 litres ... ..	4	L.72	—	C	S.7
	E.G5.71.23	<b>OXYGEN, EMERGENCY SET ON Mk. 2CA1 SEAT, INSTALLATION (MOD. 4051)</b>	1	—	—	—	—
	E.B6.71.571	<b>OXYGEN, EMERGENCY SET ON Mk. 2CA2 SEAT, INSTALLATION (MOD. 4052 AND 4065)</b>	2	—	—	—	—
		Spares for:—					
6D/2055	†	CABLE, socket anchor ... ..	1	—	—	C	—
6D/1698	†	CLIP, Aeroflex type "D" ... ..	1	—	—	C	—
	AGS.605/1	CLIP ... ..	1	—	—	C	—
	†	SET, oxygen emergency, Mk. 7j ... ..	1	—	—	A	—
	†	SOCKET, anchor ... ..	1	—	—	C	—
	†	SOCKET, quick release, Mk. 9 ... ..	1	—	—	B	—
	†	TUBING, low pressure ... ..	1	—	—	B	—
	†	TUBING, upper, oxygen ... ..	1	—	—	B	—

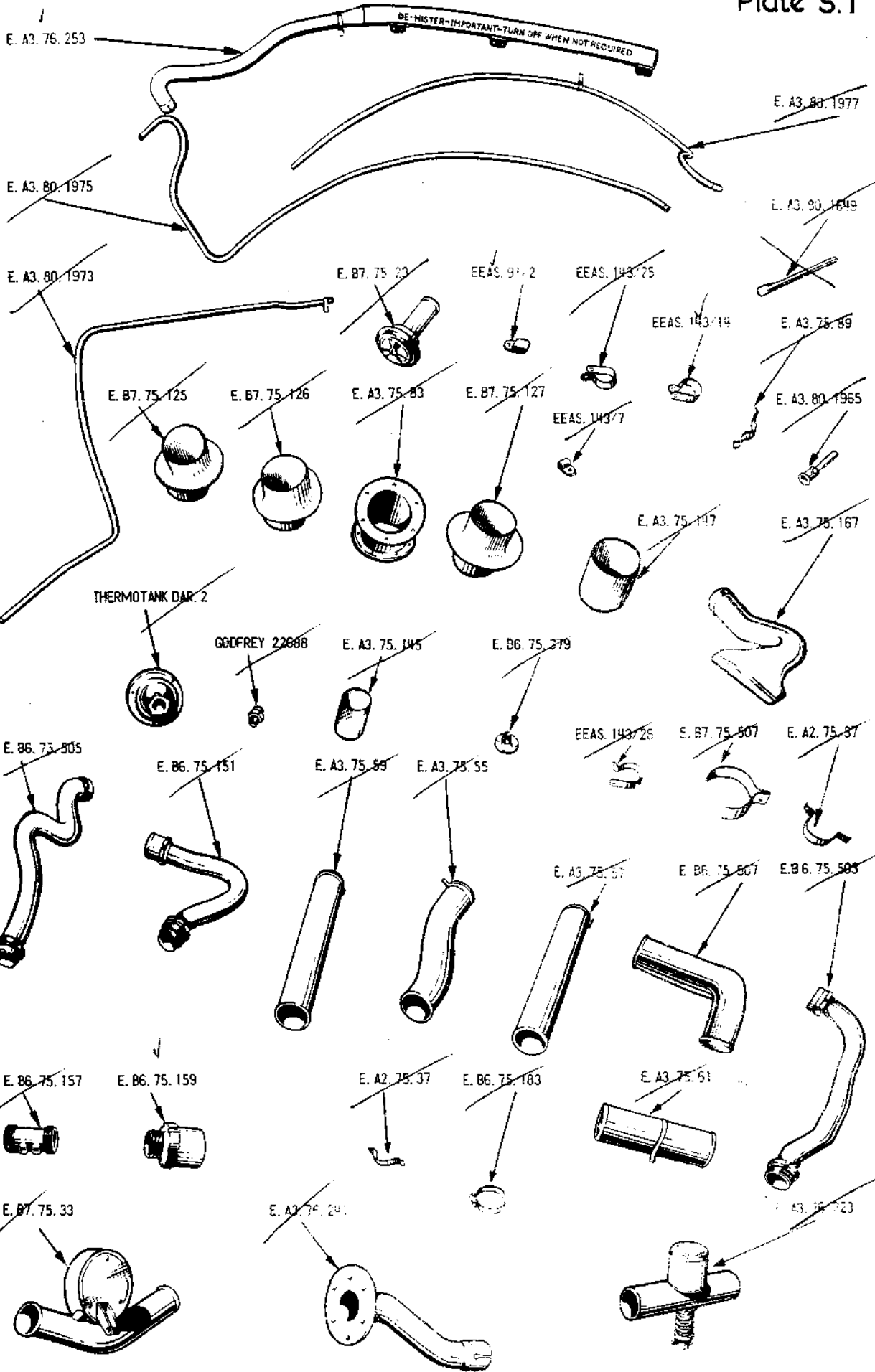
**SERVICES  
OXYGEN SYSTEM**

Ref. No.	Part No.	Description	No. off	Matl. Spec.	Cl. of Equip.			Plate No.
					M	R	L.M.	
		1 2 3 4 5 6						
	E.B7.71.3	<b>PILOT'S OXYGEN SYSTEM, ARRANGEMENT</b> ...	—	—	—			
		Spares for:—						
1822	E.A1.71.125	<b>CABLE</b> , emergency release ...	1	—	C		S.7	
5780	E.B7.71.49	<b>CLAMP</b> , reducing valve mounting ...	1	—	C		S.7	
15120	E.B7.71.169	<b>CLAMP</b> , half, for pipes, under pilot's floor ...	2	DTD.124	C		S.7	
6425	EEAS.143/3	<b>CLIP</b> , pipe, single, $\frac{1}{8}$ " o/d. ...	4	L.72	C		S.7	
20460	EEAS.143/4	<b>CLIP</b> , pipe, single, $\frac{1}{4}$ " o/d. ...	1	L.72	C		S.7	
4965	EEAS.143/5	<b>CLIP</b> , pipe, single, $\frac{3}{8}$ " o/d. ...	11	L.72	C		S.7	
15121	E.B7.71.171	<b>FAIRLEAD</b> , regulator, pipes at pilot's console ...	7	U.S.2-	C		S.7	
	E.B7.71.55	<b>HOSE</b> , connecting, $\frac{3}{8}$ " i/d. x $1\frac{1}{4}$ " o/d. x 3" long (Make from 32C/445)	4	DTD 62*	LM		S.7	
12633	E.B7.71.271	<b>PIPE</b> , L.P., from regulator to hose connection at frame 3, $\frac{1}{2}$ " o/d. x 22 SWG (Mod. 1706)	1	L.54	C		S.7	
5782	E.B7.71.27	<b>PIPE</b> , continuation, L.P., oxygen supply from regulator at frame 3, $\frac{1}{2}$ " o/d. x 22 SWG (Pre-Mod. 1706)	1	L.54	C			
12634	E.B7.71.269	<b>PIPE</b> , continuation, L.P., oxygen supply, from regulator at frame 3, $\frac{1}{2}$ " o/d. x 22 SWG (Mod. 1706)	1	L.54	C		S.7	
12049	E.B7.71.181	<b>PIPE</b> , continuation, L.P., oxygen supply, from frame 3, to flexible hose connection on pilot's seat, $\frac{3}{8}$ " o/d. x 22 SWG	1	—	C		S.7	
5784	E.B7.71.31	<b>PIPE</b> , assembly, L.P., from connection at frame 3, to regulator	1	L.54	C		S.7	
20812	E.B6.71.123	<b>PIPE</b> , assembly, L.P., from prone position and reducing valve tee to connection at pilot's console, starboard (Mod. 1255)	1	L.54	C		S.7	
5786	E.B7.17.35	<b>PIPE</b> , assembly, H.P., from port tee piece at frame 5 to connection at pilot's console	1	T.51	C		S.7	
20813	E.B6.71.125	<b>PIPE</b> , assembly, H.P., from port connection pilot's console, to gauge and reducing tee on starboard side (Mod. 1255)	1	T.51	C		S.7	
5788	E.B7.71.151	<b>PIPE</b> , assembly, H.P., from supply line tee to reducing valve	1	T.51	C		S.7	
5789	E.B7.71.153	<b>PIPE</b> , assembly, H.P., between port and starboard supply line tees forward of frame 2, star- board	1	T.51	C		S.7	
5790	E.B7.71.155	<b>PIPE</b> , assembly, L.P., from reducing valve to pilot's regulator and prone position supply tee	1	L.54	C		S.7	
5791	E.B7.71.173	<b>PIPE</b> , assembly, L.P., from connection at pilot's console to regulator connection at frame 3	1	L.54	C		S.7	
12048	E.B7.71.179	<b>PIPE</b> , continuation, L.P., oxygen supply between hose joint at frame 3	1	L.54	C		S.7	

1255  
Pages 1257 to 1268 not issued

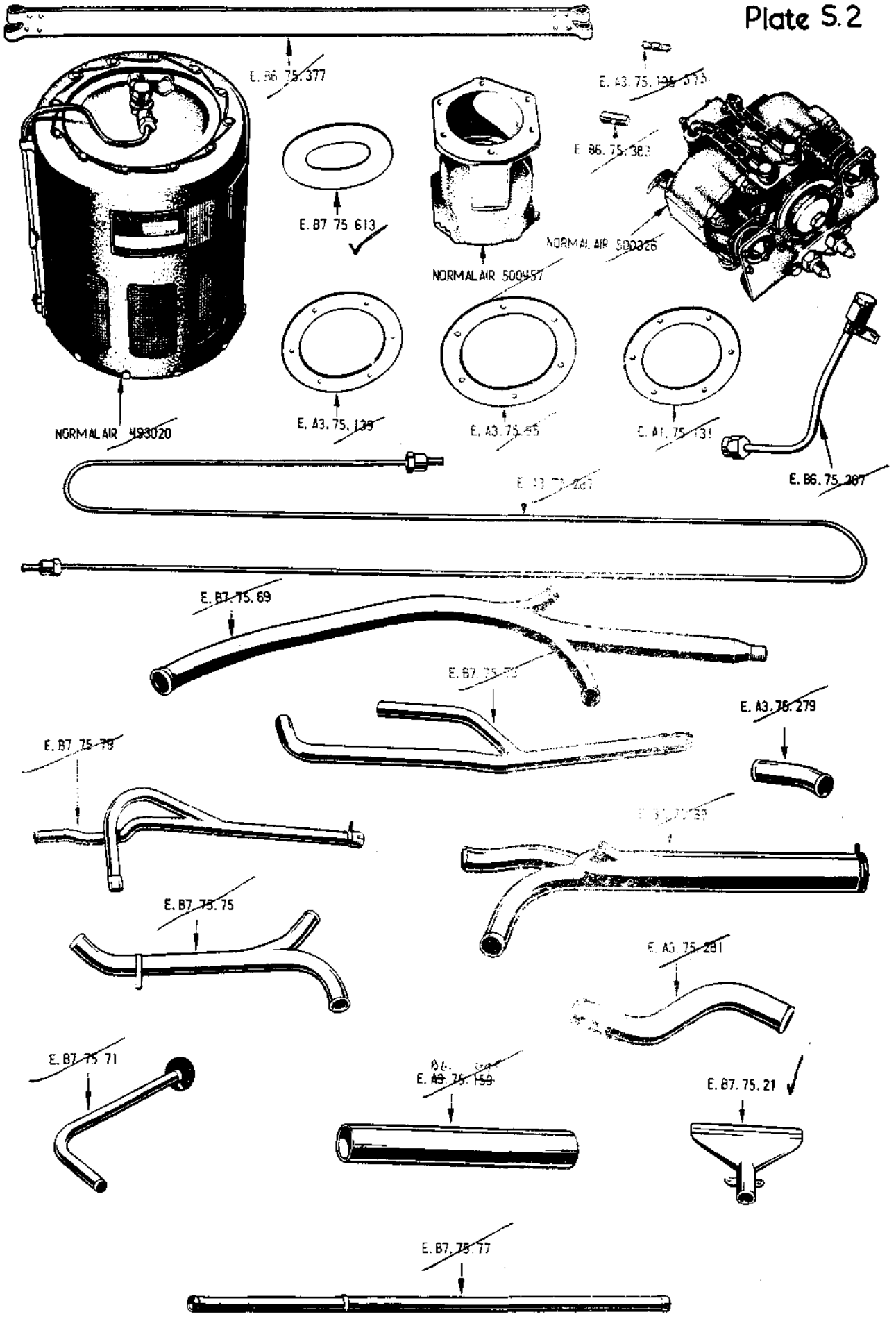
**SERVICES  
OXYGEN SYSTEM**

Ref. No.	Part No.	Description	No. off	Matl. Spec.	Cl. of Equip.	Plate No.
					M.R. L.M.	
		1 2 3 4 5 6				
<b>SUMMARY OF STOCK ITEMS USED ON OXYGEN SYSTEM, ASSEMBLY</b>						
28D/1010658	A25/1B	Bolt, 4 BA	...	...		C
28D/1008149	A25/2B	Bolt, 4 BA	...	...		C
28D/9419452	A25/3B	Bolt, 4 BA	...	...		C
28D/1011006	A25/5B	Bolt, 4 BA	...	...		C
28D/1220052	A25/17B	Bolt, 4 BA	...	...		C
28D/1212279	A25/20B	Bolt, 4 BA	...	...		C
28D/9132449	A25/22B	Bolt, 4 BA	...	...		C
28D/9436920	A25/1C	Bolt, 2 BA	...	...		C
28D/9133013	A25/5C	Bolt, 2 BA	...	...		C
28D/1011245	A25/10E	Bolt, 2 BA	...	...		C
28D/1007979	AS.1246/1B	Bolt, 4 BA	...	...		C
28D/8337	AS.1248/1B	Bolt, 4 BA	...	...		C
28D/1212860	AS.1248/5G	Bolt, 1/2" BSF	...	...		C
28F/8294	AGS.1102/BB	Body, union	...	...		C
28M/10287	AGS.2001/B1	Nut, stiff, 4 BA	...	...		C
28M/10288	AGS.2001/C/1	Nut, stiff, 2 BA	...	...		C
28M/10290	AGS.2001/E1	Nut, stiff, 1/2" BSF	...	...		C
28M/10327	AGS.2002/B1	Nut, stiff, 4 BA	...	...		C
28M/10328	AGS.2002/C1	Nut, stiff, 2 BA	...	...		C
28P/1017262	SP.4Y/H22	Pin, shackde	...	...		C
28P/19128	SP.90/E4	Pin, split, 3/8"	...	...		C
28S/1212708	AGS.564/22	Screw, 4 BA	...	...		C
28F/8295	AGS.1118/BB	Tee, cone	...	...		C
28F/9157962	AGS.1112/B	Union, flanged, bulkhead	...	...		C
28W/9419465	SP.13/B	Washer	...	...		C
28W/9419402	SP.13/C	Washer	...	...		C
28W/9419474	SP.15/B	Washer	...	...		C
28W/9419475	SP.15/C	Washer	...	...		C
28W/9419486	SP.16/B	Washer	...	...		C
28W/9416642	SP.47/B	Washer	...	...		C
28F/9128928	AGS.115/2	Washer, plate	...	...		C

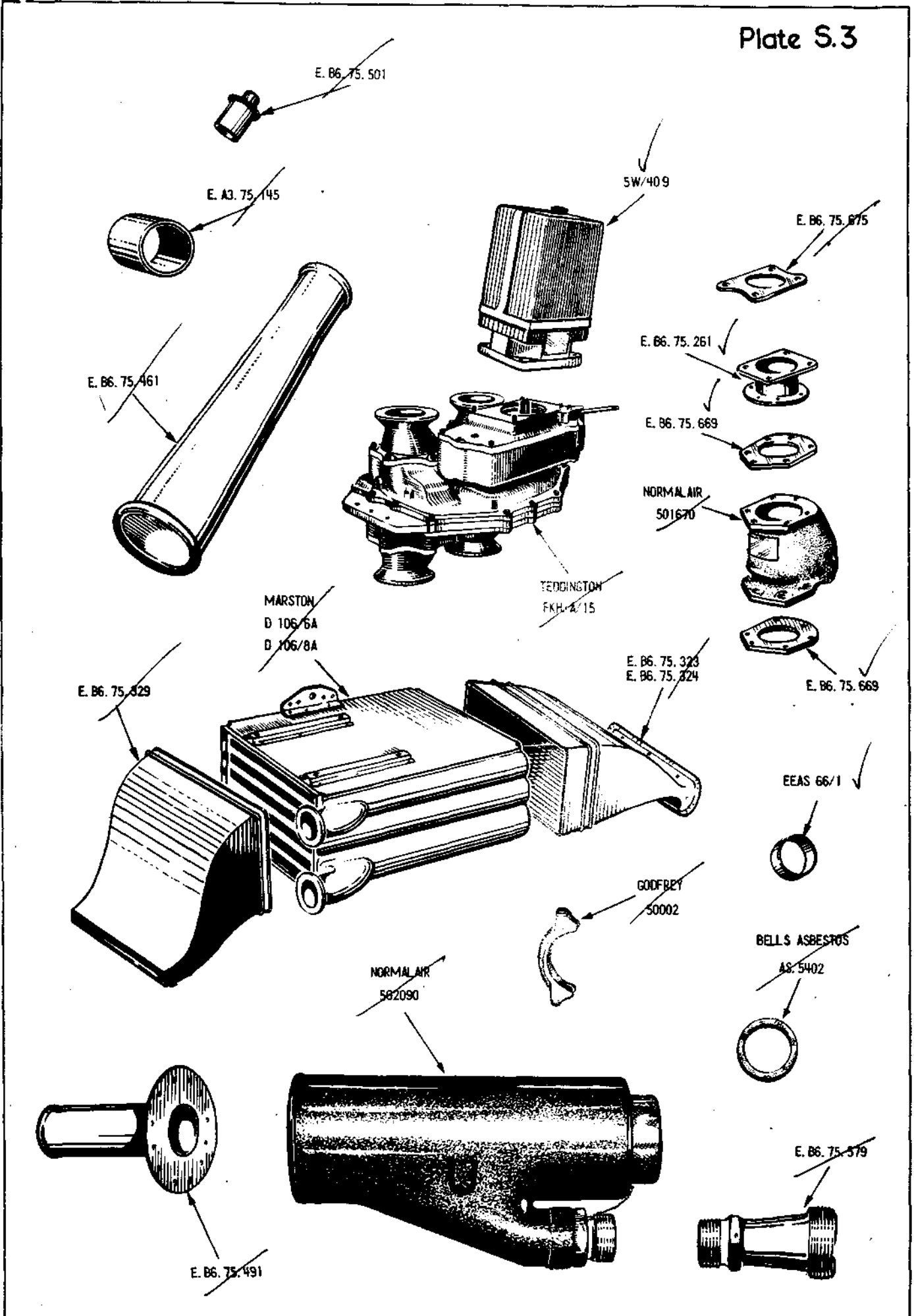


CABIN PRESSURE

DELETED BY 7-8

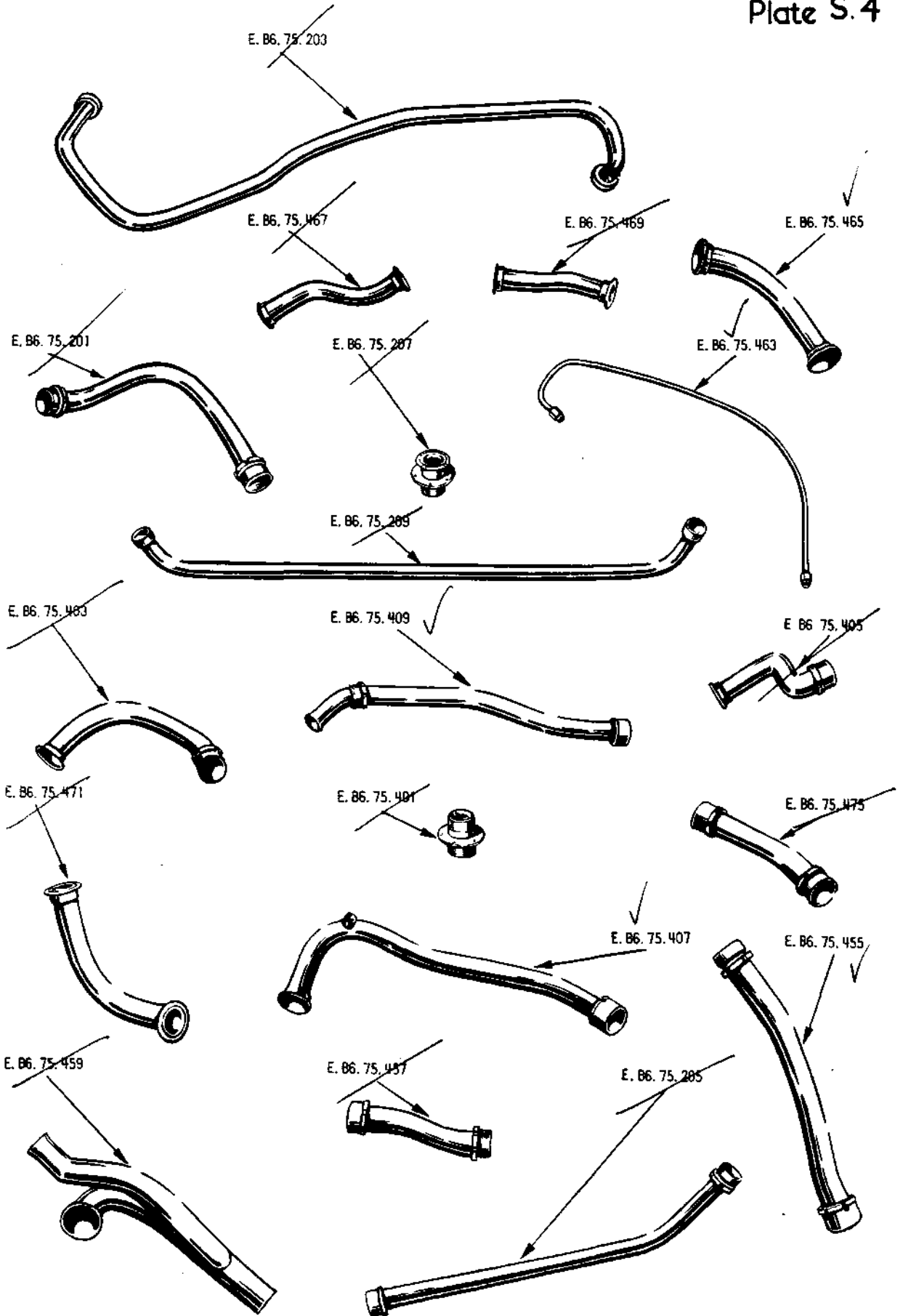


CABIN PRESSURE SYSTEM DELETED BY AL 18

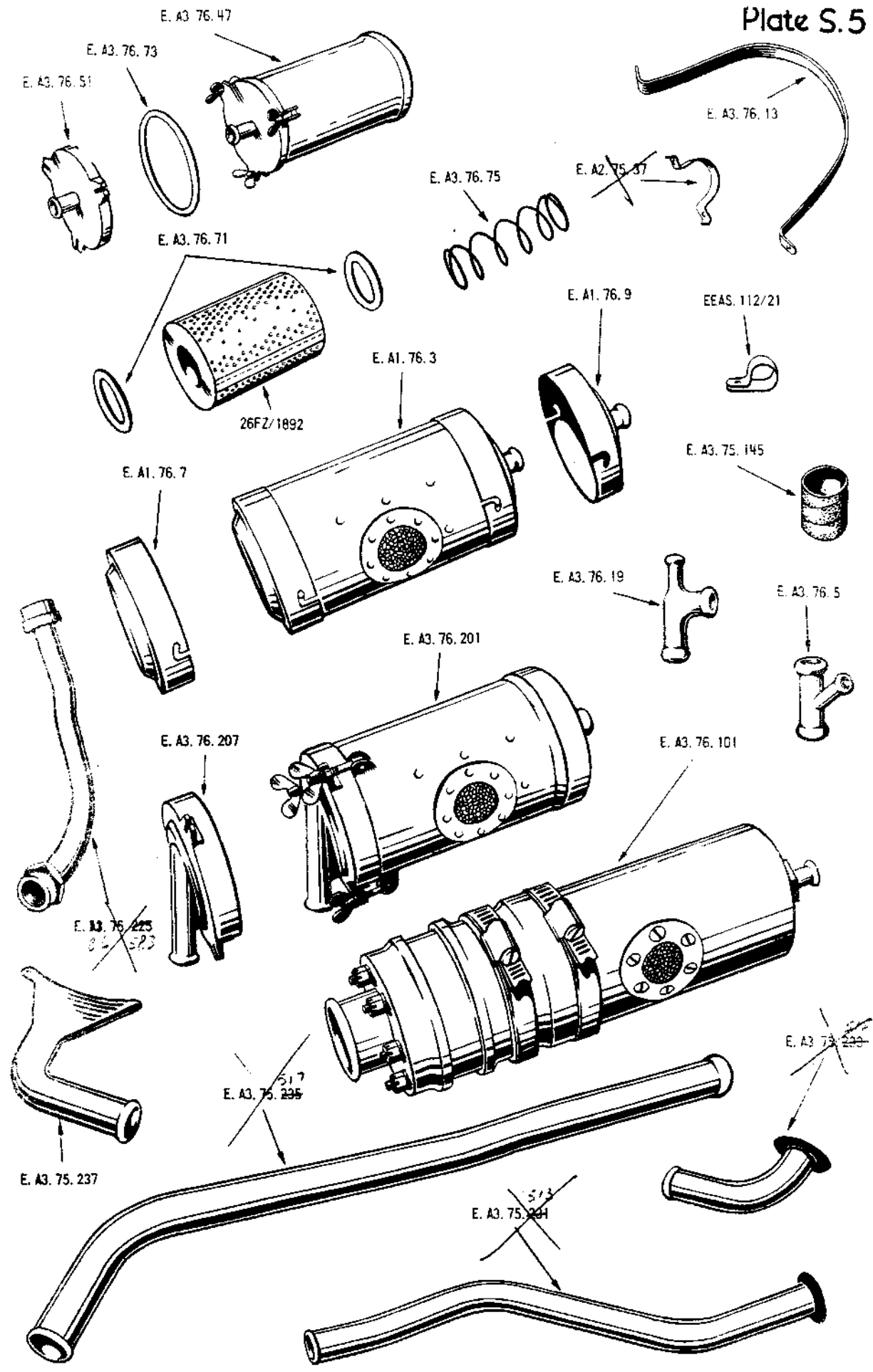


CABIN PRESSURE AND COLD AIR SYSTEM

DELETED BY AL.18.

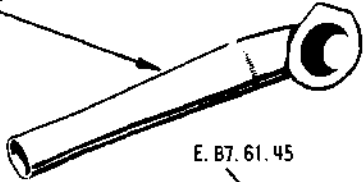


CABIN PRESSURE AND COLD AIR SYSTEM *DELETED BY AL.18.*



DEMISTING SYSTEM

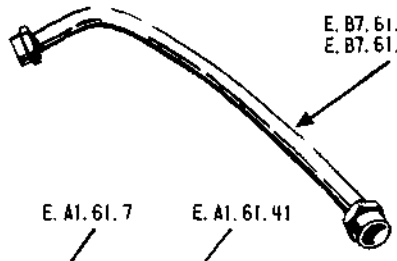
E. B7. 61. 25  
E. B7. 61. 26



E. B7. 61. 89



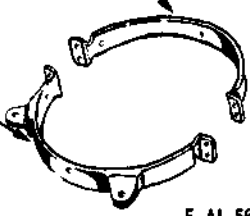
E. B7. 61. 81  
E. B7. 61. 82



E. B7. 61. 45

E. A1. 61. 8

E. B7. 61. 43



E. A1. 61. 7

E. A1. 61. 41

AVIATION DEVELOPMENTS  
A 405



E. A1. 58, 595

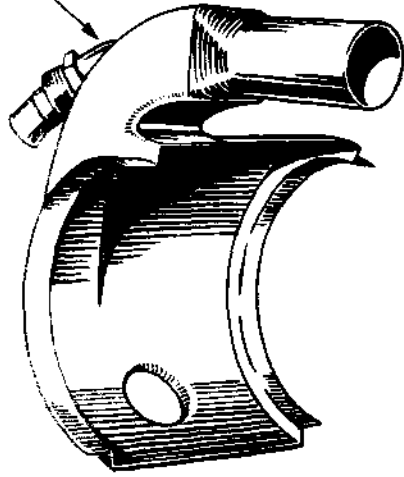
AL 18.



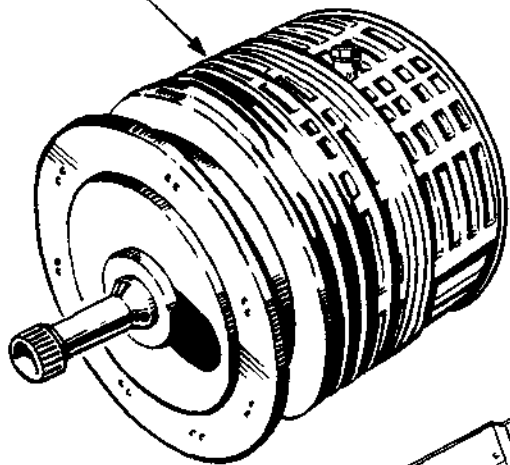
E. A1. 61. 42



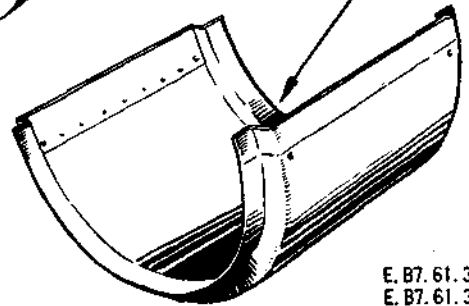
E. B7. 61. 21  
E. B7. 61. 22



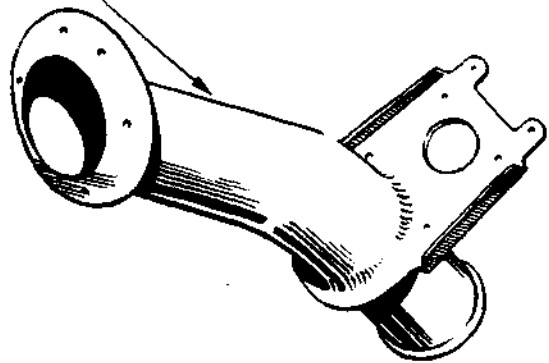
E. B7. 61. 59




E. B7. 61. 23



E. B7. 61. 53  
E. B7. 61. 54



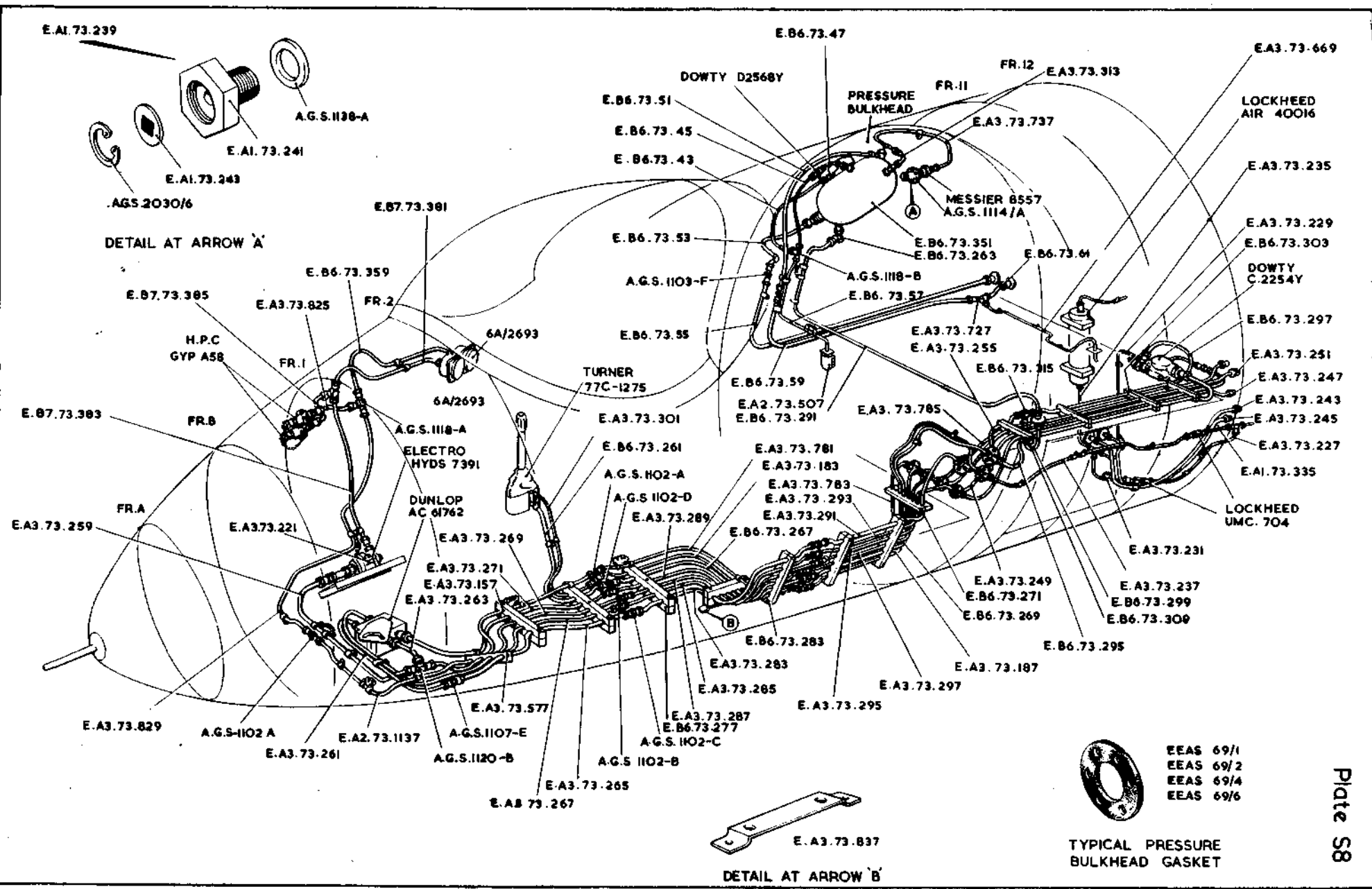
E. B7. 61. 37  
E. B7. 61. 38



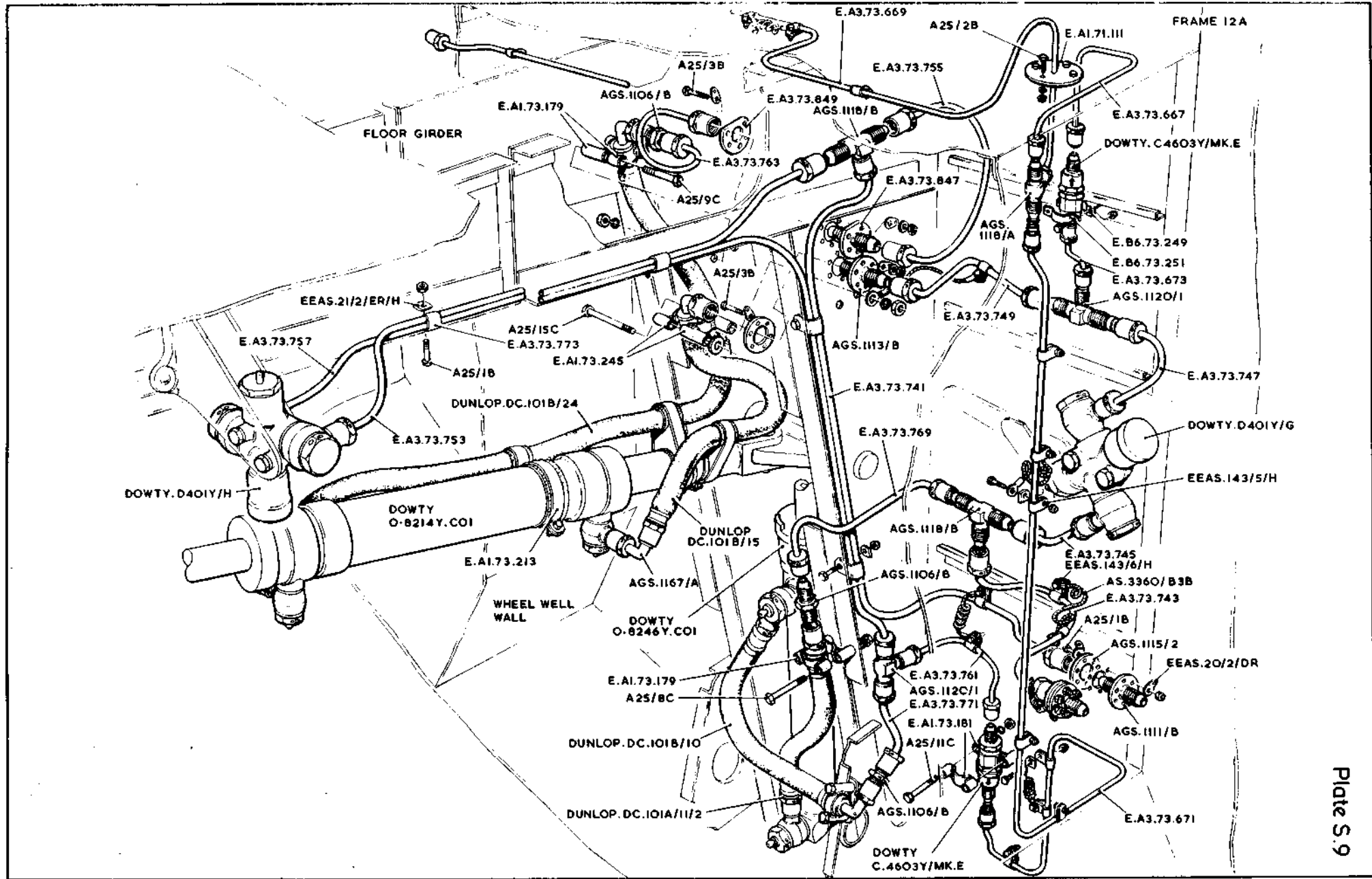
EQUIPMENT IN INNER WING. LEADING EDGE



RESTRICTED  
HYDRAULIC SYSTEM, FRONT FUSELAGE

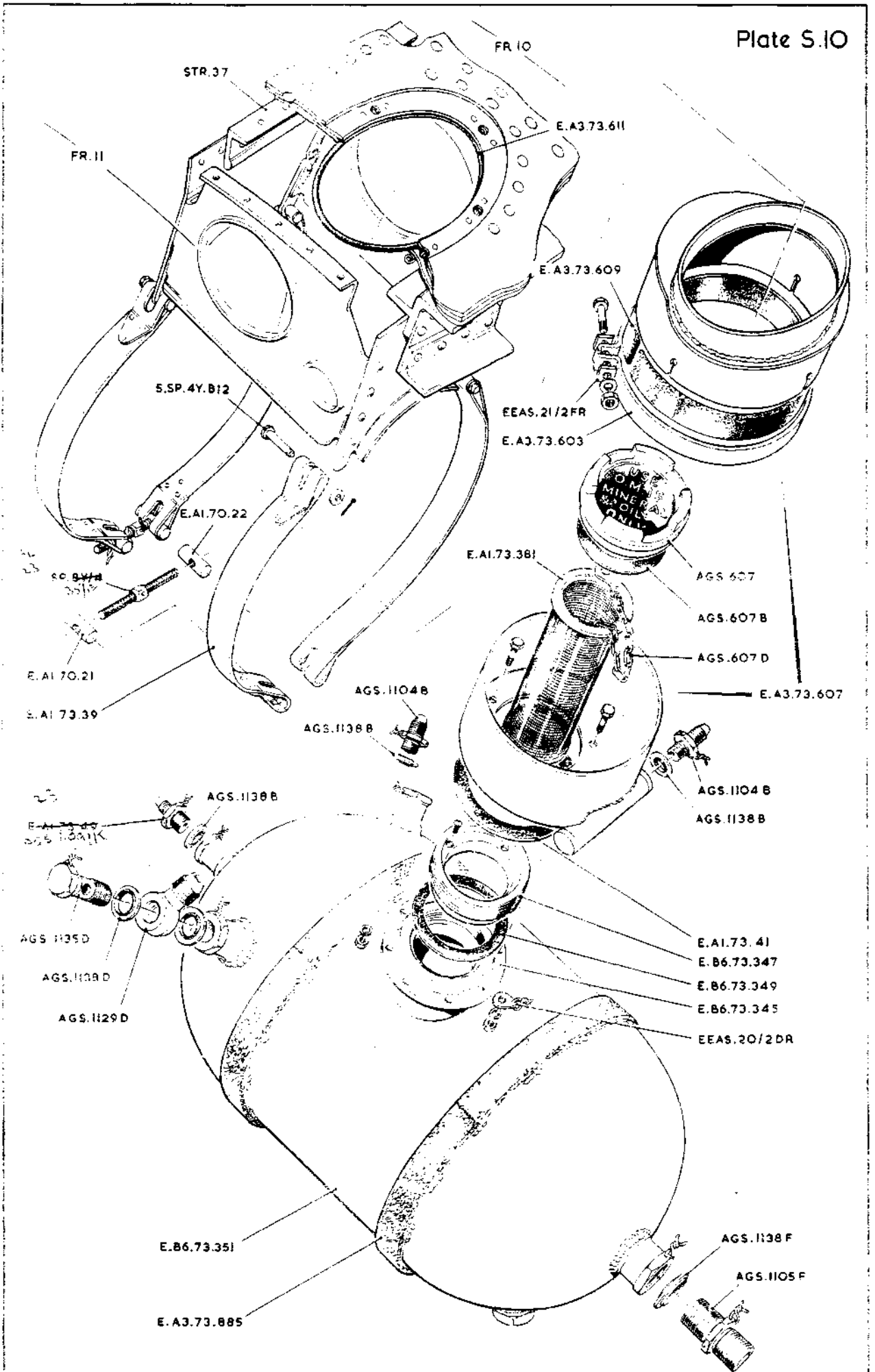


- EEAS 69/1
- EEAS 69/2
- EEAS 69/4
- EEAS 69/6



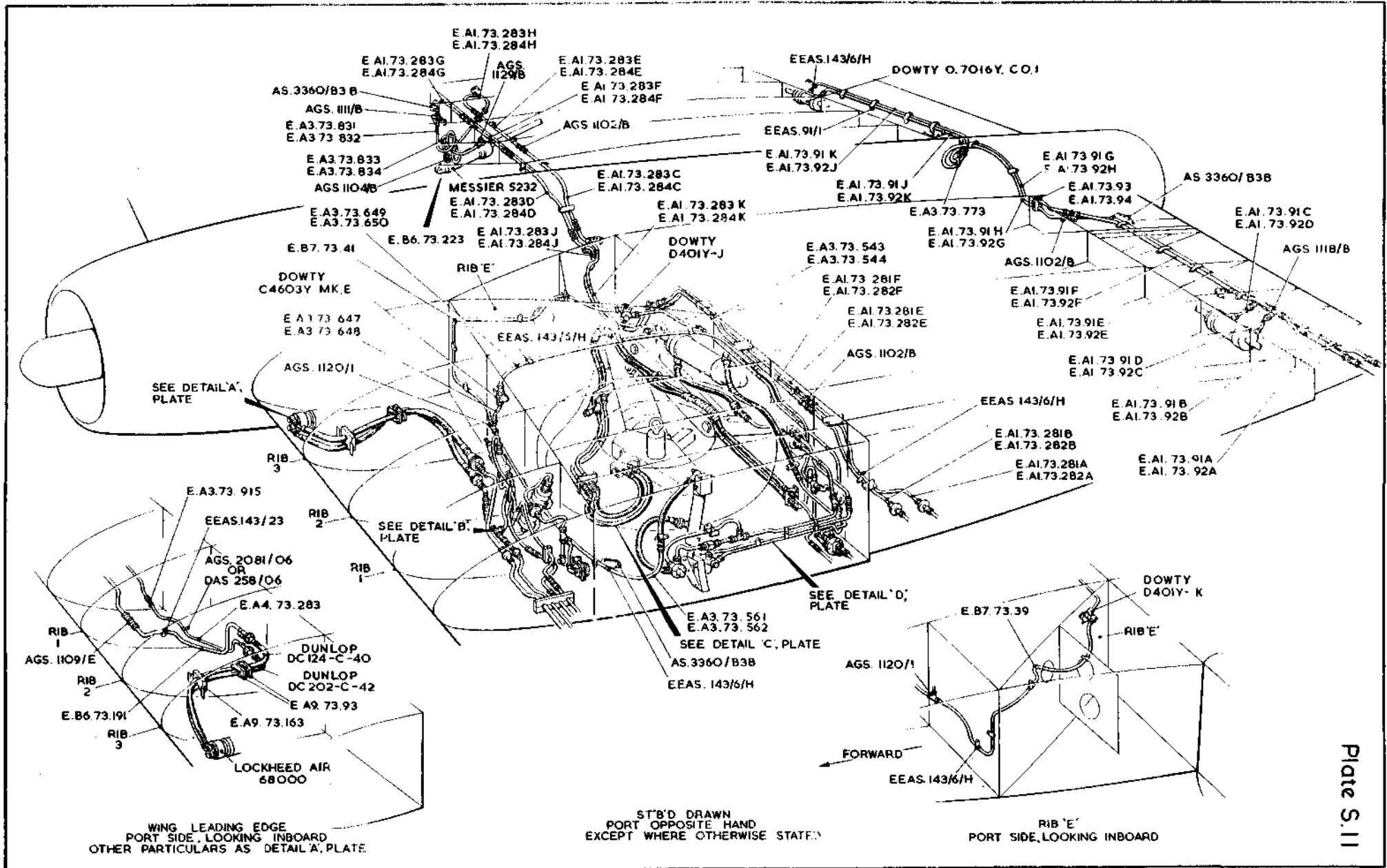
HYDRAULIC SYSTEM, NOSE WHEEL BAY

RESTRICTED



HYDRAULIC RESERVOIR

RESTRICTED  
HYDRAULIC SYSTEM, MAIN PLANES



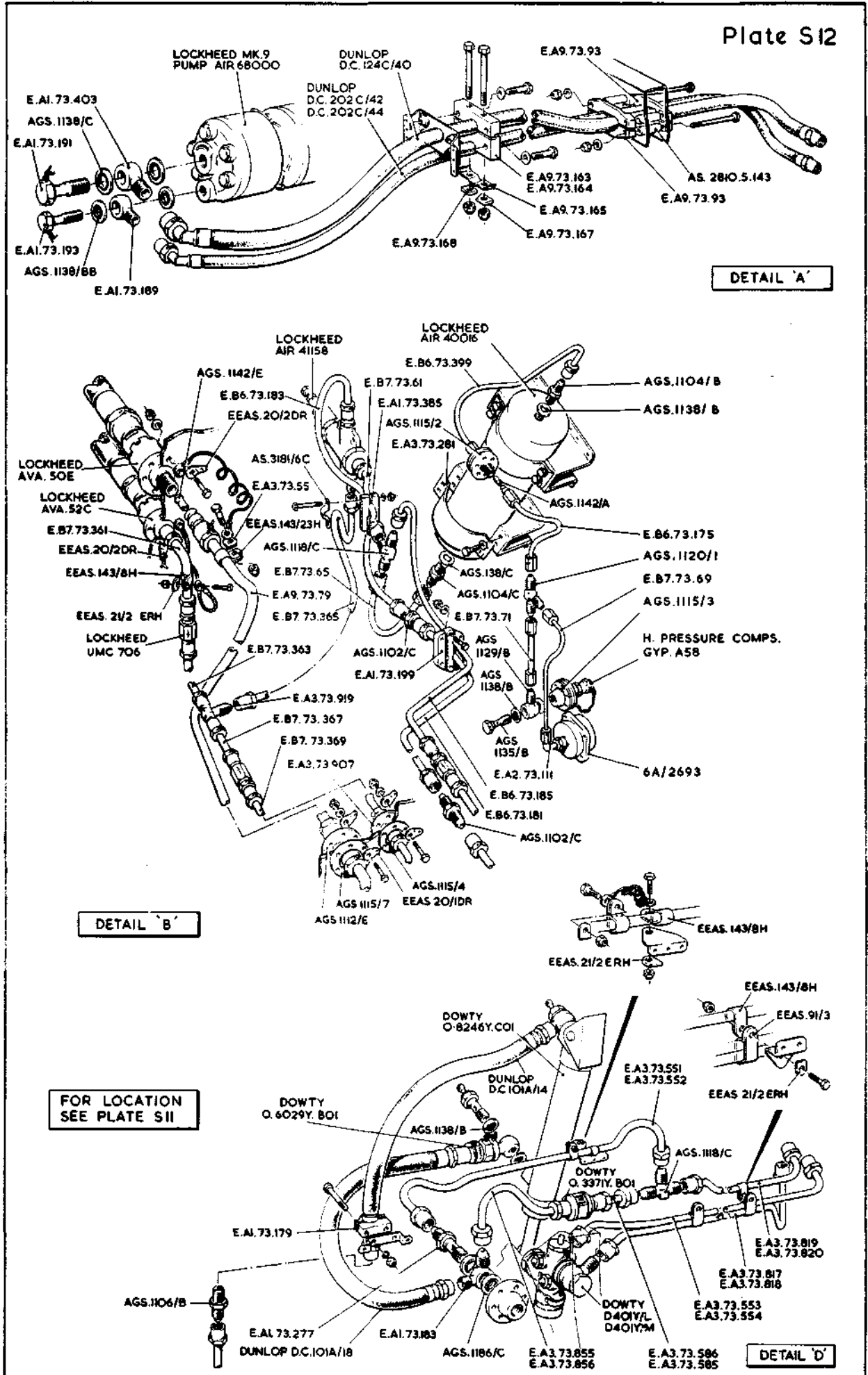
WING LEADING EDGE  
PORT SIDE, LOOKING INBOARD  
OTHER PARTICULARS AS DETAIL 'A', PLATE.

ST'B'D DRAWN  
PORT OPPOSITE HAND  
EXCEPT WHERE OTHERWISE STATED

RIB 'E'  
PORT SIDE, LOOKING INBOARD

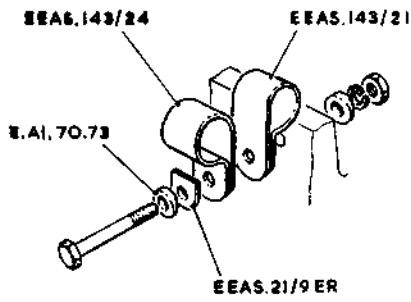
Plate S.11

Plate S12

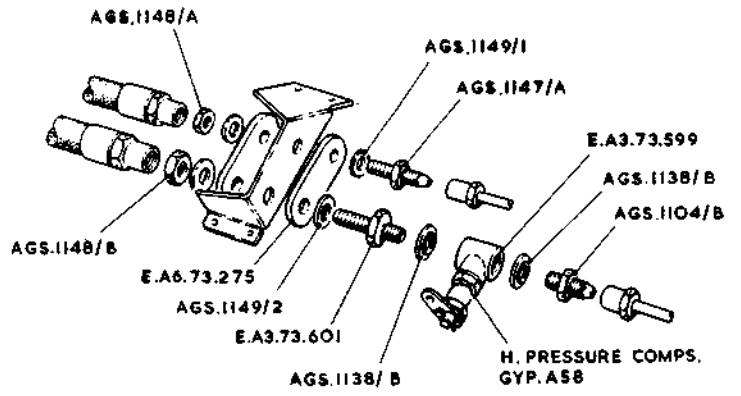


HYDRAULIC SYSTEM DETAILS, MAIN PLANES

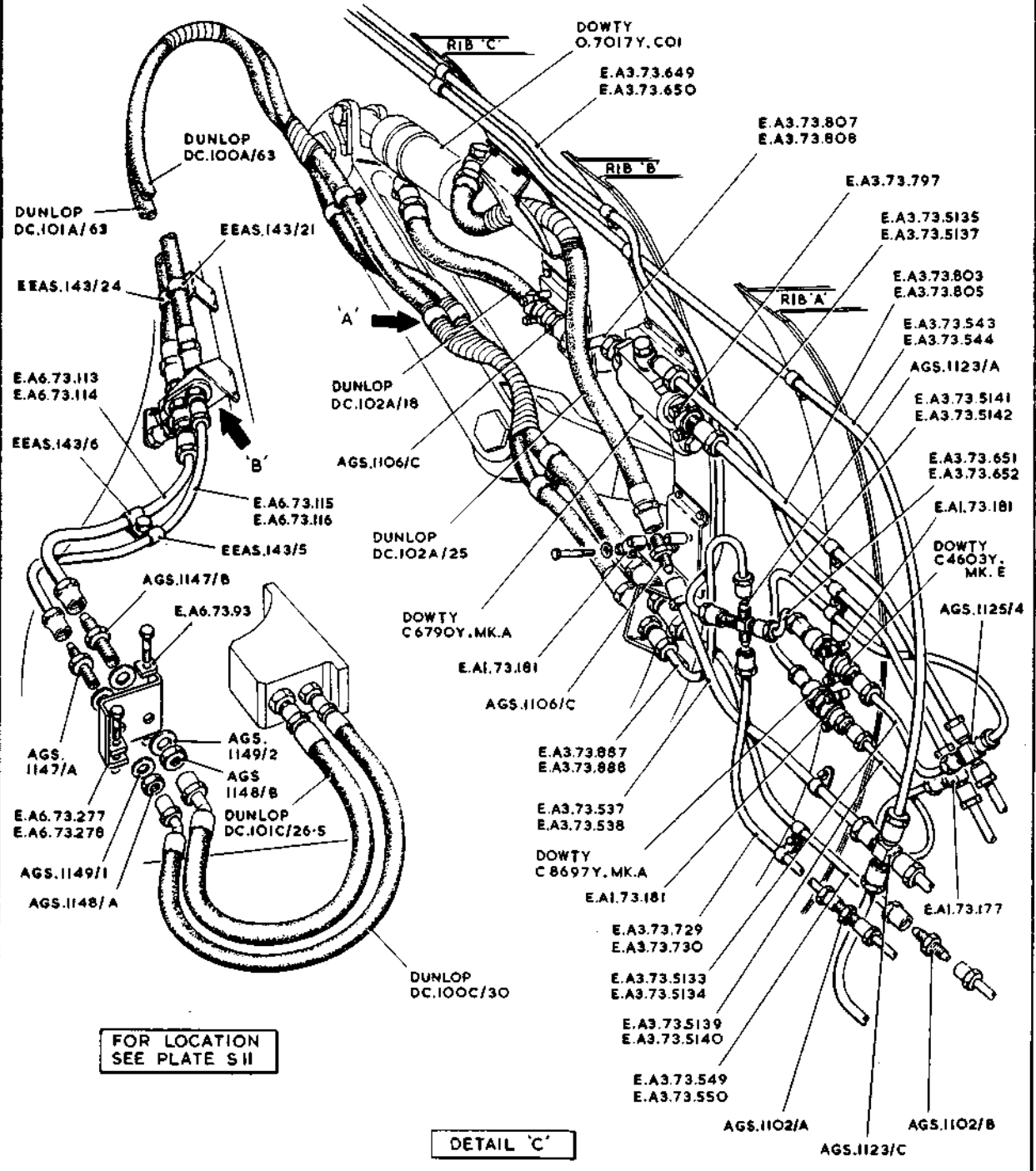
Plate S12A



VIEW ON ARROW 'A'



VIEW ON ARROW 'B'



FOR LOCATION SEE PLATE S11

DETAIL 'C'

HYDRAULIC SYSTEM DETAILS, MAIN PLANES

CABIN PRESSURE SYSTEM, FRONT FUSELAGE

RESTRICTED

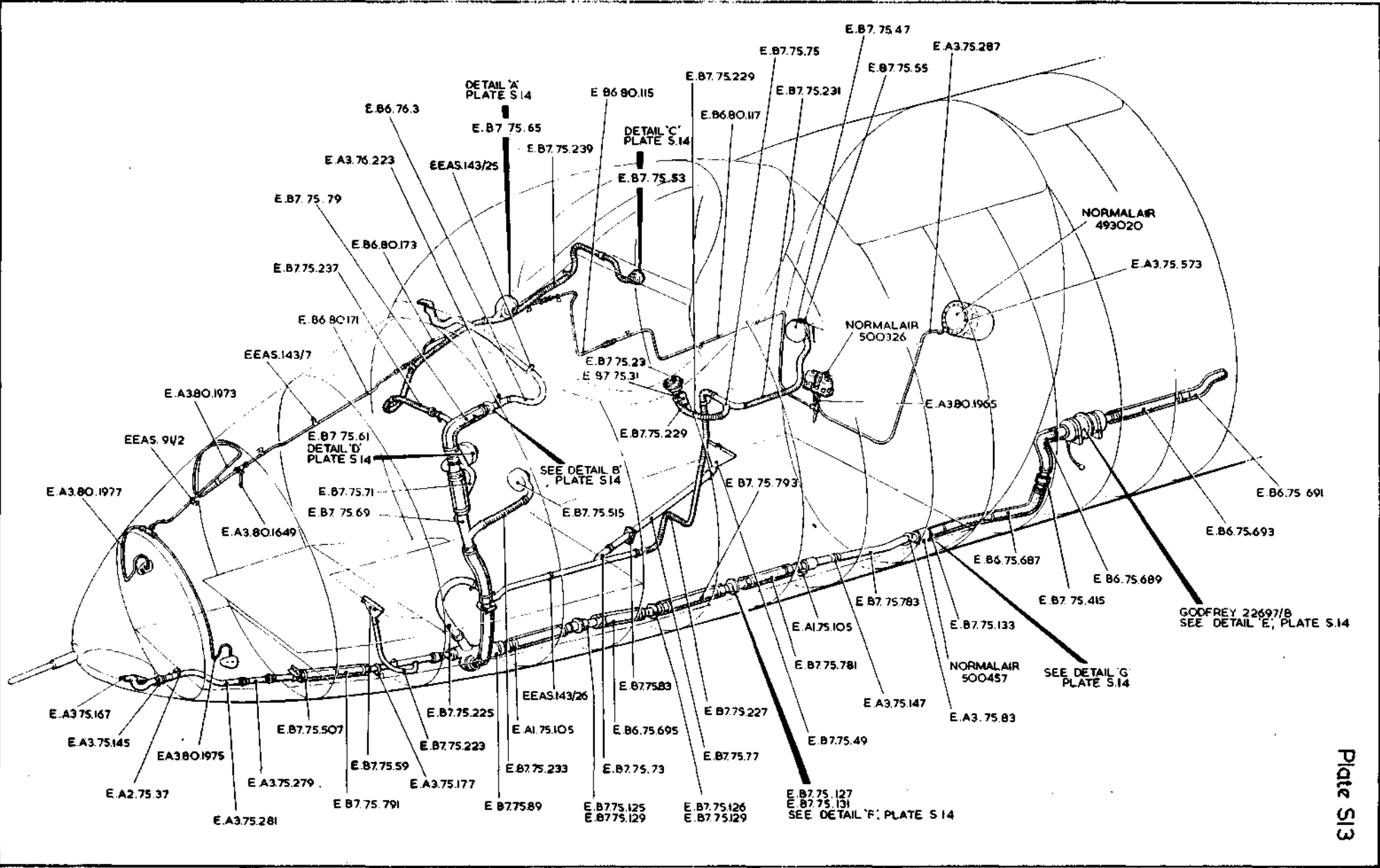
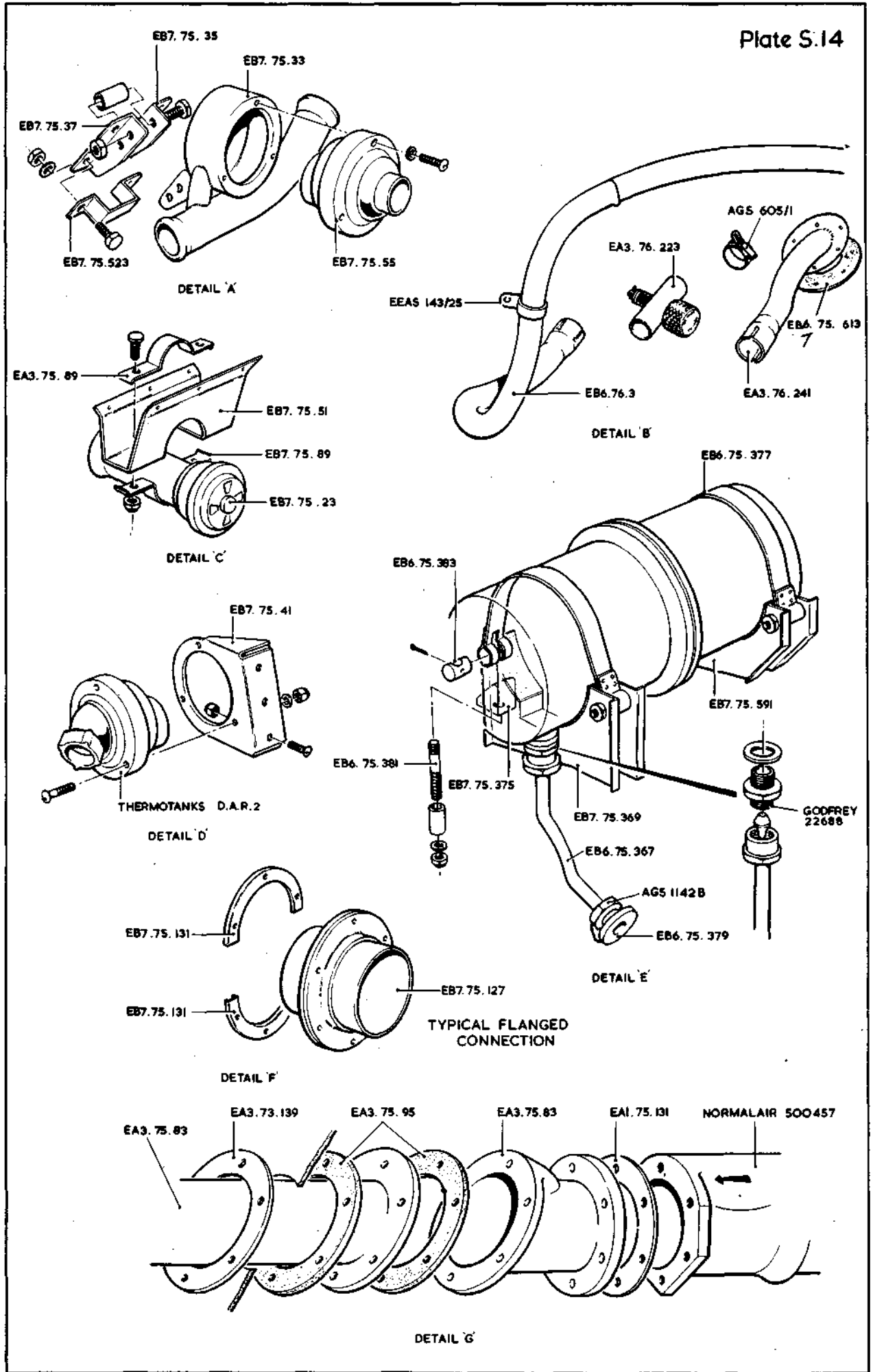
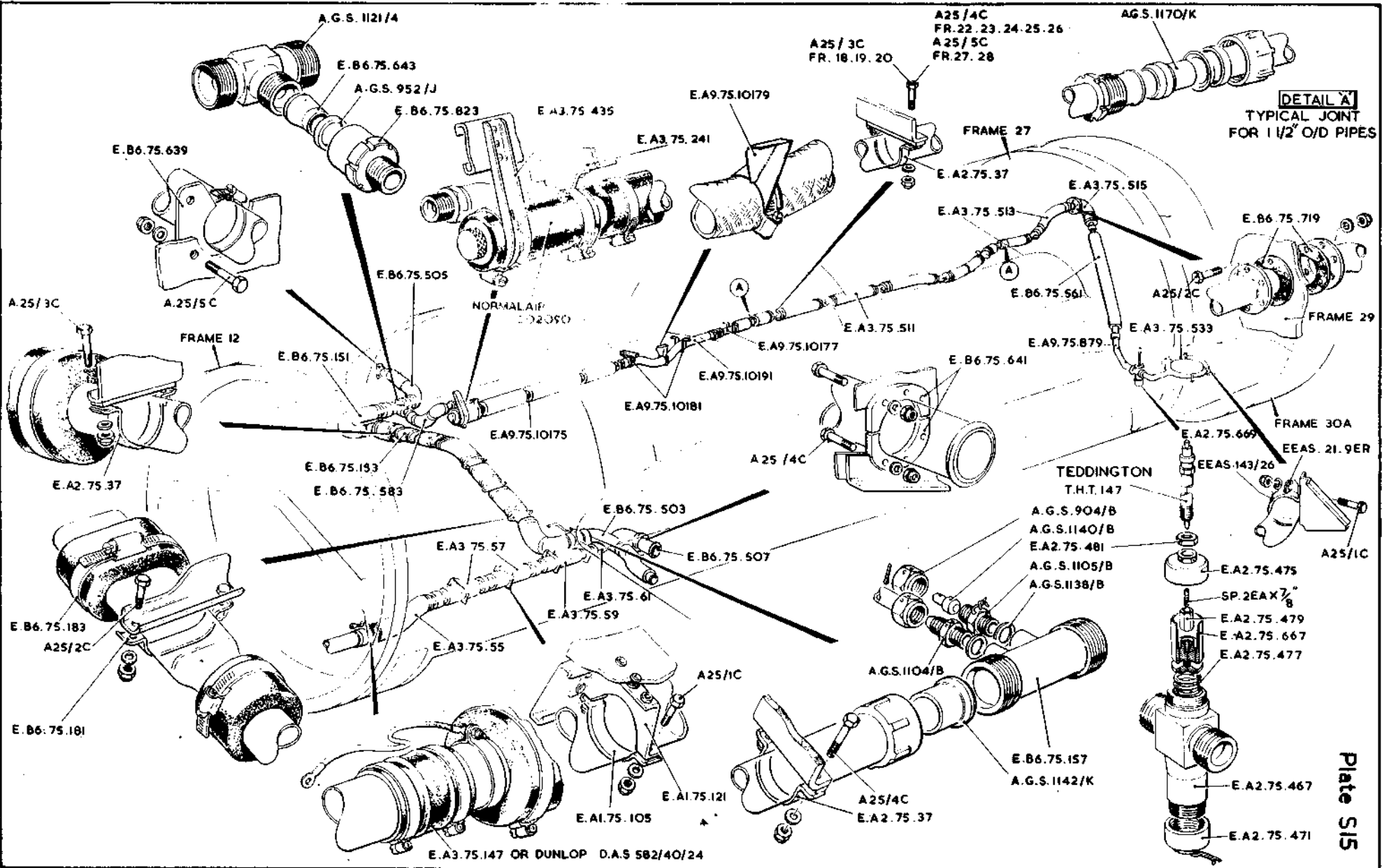


Plate S13

Plate S.14



CABIN PRESSURE SYSTEM, DETAILS, FRONT FUSELAGE



**DETAIL A**  
TYPICAL JOINT  
FOR 1 1/2" O/D PIPES

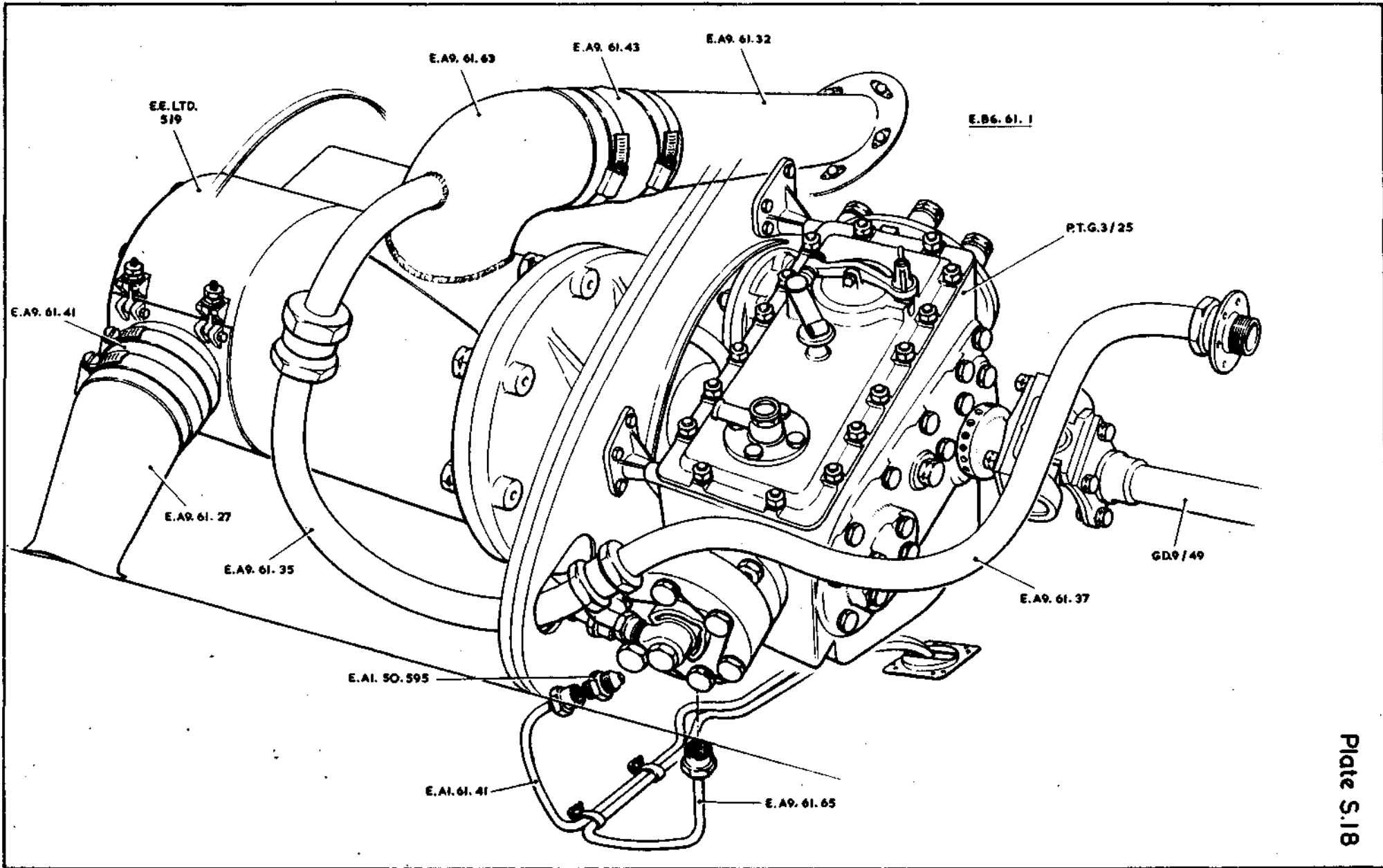
Plate S15

CABIN PRESSURE SYSTEM, CENTRE FUSELAGE

RESTRICTED

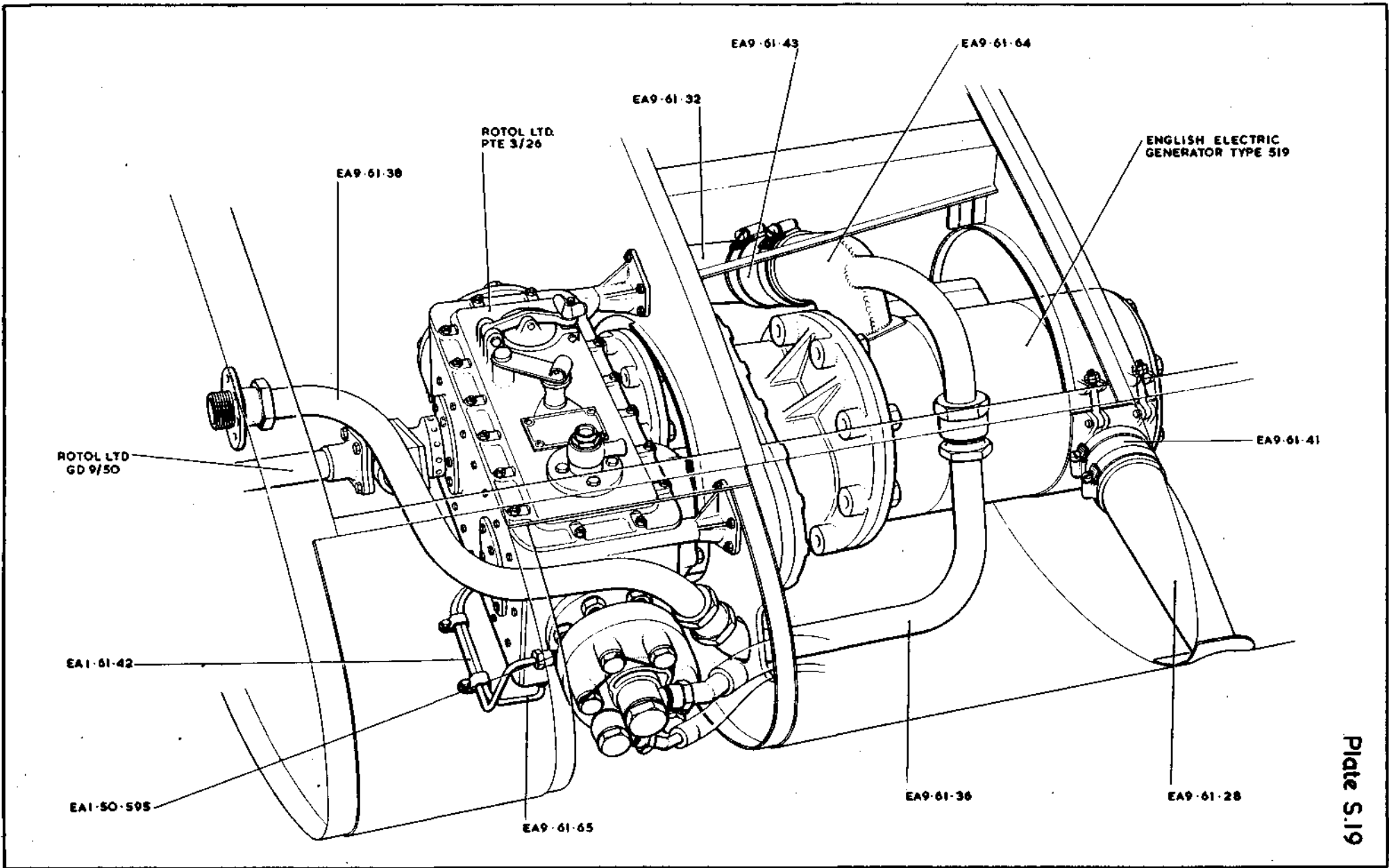






BOX, GEAR, PORT MAIN PLANE

RESTRICTED



BOX, GEAR, STARBOARD MAIN PLANE

RESTRICTED

FUEL SYSTEM CENTRE FUSELAGE

RESTRICTED

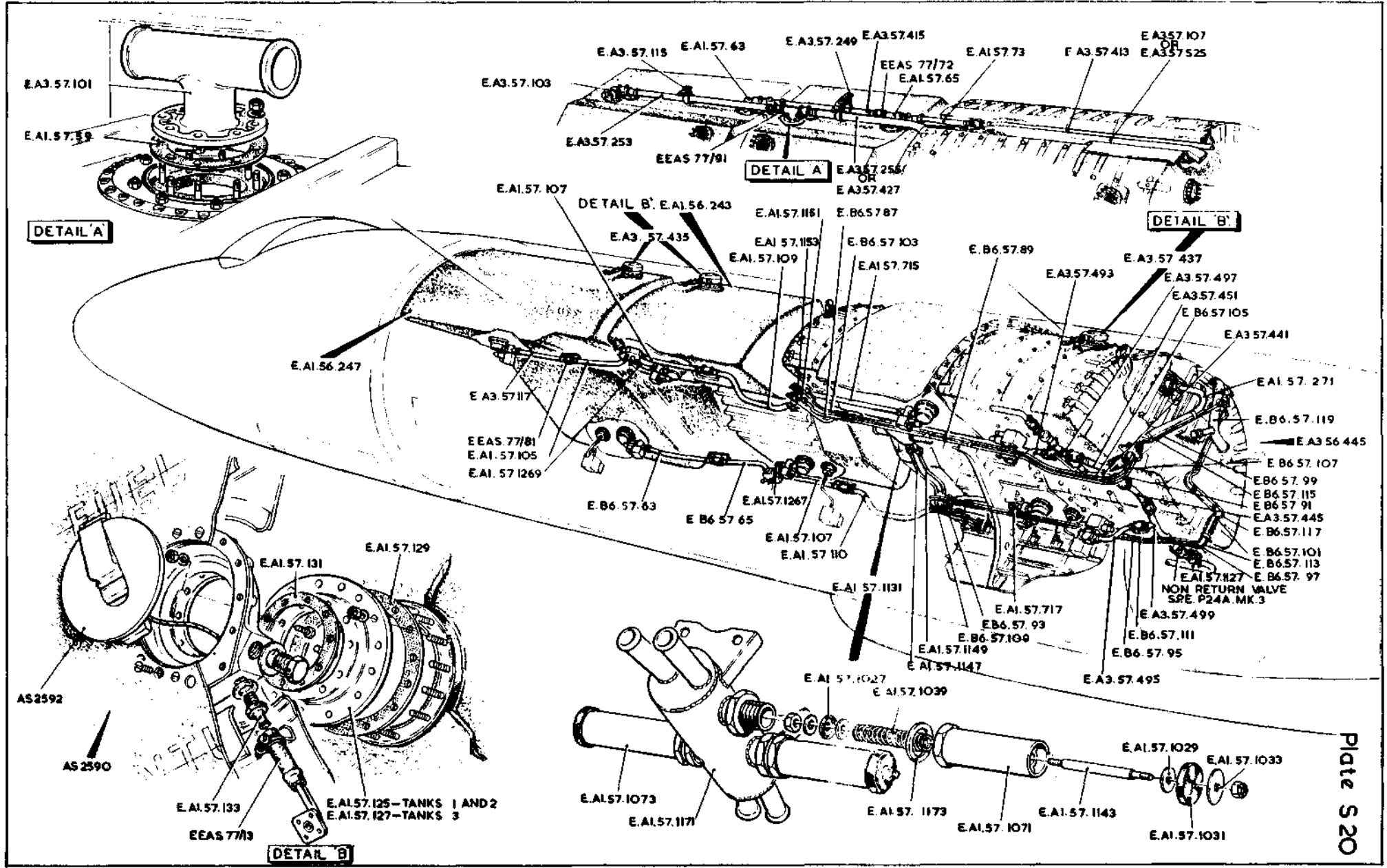
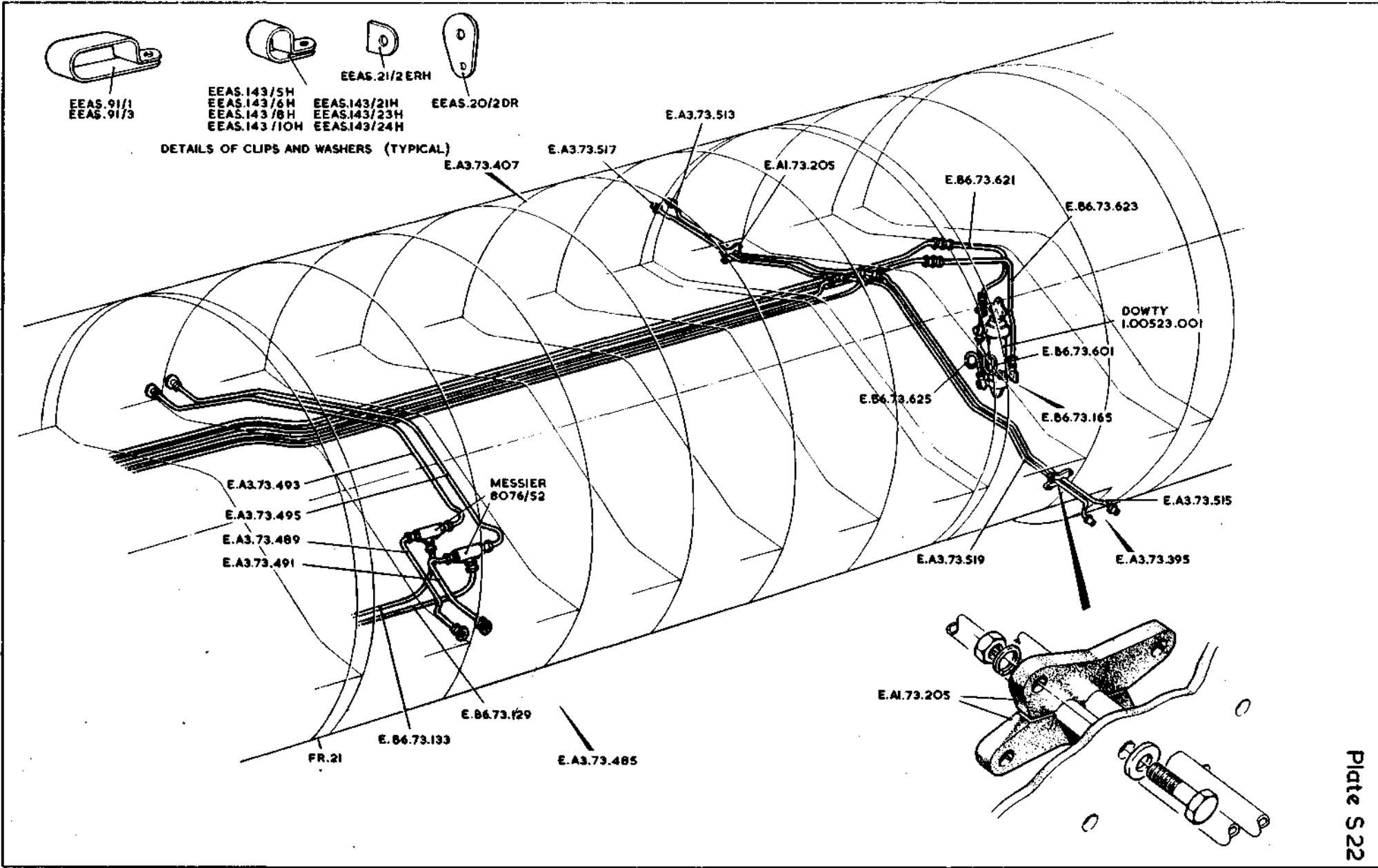


Plate S20





RESTRICTED  
HYDRAULIC SYSTEM, CENTRE FUSELAGE

This file was downloaded  
from the RTFM Library.

Link: [www.scottbouch.com/rtfm](http://www.scottbouch.com/rtfm)

Please see site for usage terms,  
and more aircraft documents.

