

SERVICES
HYDRAULIC - PORT WING

Ref. No	Part No.	Description						No. off	Material Specification	Class of Eqpt. M.R. or L.M.	Plate No.
		1	2	3	4	5	6				
-	-	INSTALLATION IN WING, (PORT) (EB8.73.311)						-	-	-	
-	-	PIPING, Hydraulics Main Spar Assembly (EB8.73.353)						-	-	-	
		Spares for:-									
30654	EB8.73.1193	BANJO, $\frac{3}{8}$ in. body, $\frac{1}{4}$ in. cone						1	-	C	MJ.1
30655	EB8.73.1191	BLOCK, packing						1	LFS21	C	MJ.1
28F/9423229	AGS1135/C	BOLT, banjo						2	-	C	MJ.1
829	EA1.73.181	CLIP, Flexible pipe Attachment for clip to bracket						2	-	C	MJ.1
28D/9140645	A25/10C	Bolt, 2BA						2	-	C	
28M/1278190	AGS2001/C1	Nut, stiff, 2BA						2	-	C	
28W/9419402	SP13/C	Washer, 2BA						2	-	C	
737	EA1.73.179	CLIP, Flexible pipe Attachments for clip to bracket						1	-	C	MJ.1
28D/1011019	A25/8C	Bolt, 2BA						2	-	C	
28M/9403520	A27/CP	Nut, 2BA						2	-	C	
28W/9416643	SP47/C	Washer, 2BA						2	-	C	
28F/9129085	AGS1102/A	COUPLING, union body						1	-	C	MJ.1
28F/8011883	AGS1102/B	COUPLING, union body						2	-	C	MJ.1
28F/9439766	AGS1106/C	COUPLING, union body						2	-	C	MJ.1
28F/1010341	AGS1106/B	COUPLING, union body						2	-	C	MJ.1
28F/9504828	AGS1147/A	COUPLING, union body						1	-	C	MJ.1
28F/9130662	AGS1147/B	COUPLING, union body						1	-	C	MJ.1
28F/9440882	AGS1120/11	COUPLING, tee-piece $\frac{3}{8}$ in. x $\frac{3}{8}$ in. x $\frac{3}{16}$ in.						1	-	C	MJ.1
28F/9508223	AGS1123/C	COUPLING, 4 way						1	-	C	MJ.1
	EB8.73.2425	GUARD, flexible pipe						1	-		
	Dowty										
27QM/1833	07017.Y.C01	JACK, Main Undercarriage (For spares see AP.4515B, Vol.3) Attachment for jack to structure						1	-	A	MJ.1
28M/13259	A27/MS	Nut, $\frac{5}{8}$ in. BSF						1	-	C	
1874	EA3.20.897	Pin						1	S92	C	MJ.1
28P/19235	SP90/E10	Pin, split, $\frac{3}{32}$ in. dia.						1	-	C	
599	EA1.20.2989	Stud, attachment						1	S11	C	MJ.1
600	EA1.20.2991	Washer Attachment of jack to lever						1	DTD126	C	MJ.1
528	EA1.40.221	Bolt, attachment						1	S65	C	MJ.1
28N/9156370	SP21	Nipple						1	-	C	MJ.1
26667	EA3.40.193	Nut, (make from A27/JS)						1	-	C	MJ.1
542	EA1.40.217	Tube, distance						1	L40	C	MJ.1
27VA/5671	Dunlop 4/WL4/261/8/ 8/29	PIPE, flexible						1	-	B	MJ.1

RESTRICTED

SERVICES
HYDRAULIC - PORT WING

Ref. No	Part No.	Description						No. off	Material Specification	Class of Eqp. M.R. or L.M.	Plate No.
		1	2	3	4	5	6				
27VA/5682	Dunlop 6/W14/261/8/ 8/25	PIPE, flexible						1	-	B	MJ.1
27VA/5664	Dunlop 2/W14/261/8/ 8/63	PIPE, flexible						1	-	B	MJ.1
27VA/5674	Dunlop 4/W14/261/8/ 8/63	PIPE, flexible						1	-	B	MJ.1
27VA/5681	Dunlop 6/W14/261/ 8/8/18	PIPE, flexible						1	-	B	MJ.1
30657	EB8.73.1169	PIPE, $\frac{3}{8}$ in. o/d (u/c down pressure) flexible pipe - 4 way piece						1	-	C	MJ.1
30661	EB8.73.1181	PIPE, $\frac{3}{8}$ in. o/d (u/c down pressure) 4 way piece - sequence valve						1	-	C	MJ.1
30660	EB8.73.1177	PIPE, $\frac{1}{2}$ in. o/d (u/c retraction pressure) transfer valve - tee-piece						1	-	C	MJ.1
30659	EB8.73.1173	PIPE, $\frac{3}{8}$ in. o/d (u/c down pressure) transfer valve - tee- piece						1	-	C	MJ.1
30656	EB8.73.427	PIPE, $\frac{3}{8}$ in. o/d (u/c retraction pressure) transfer valve flexible pipe						1	-	C	MJ.1
30658	EB8.73.1171	PIPE, $\frac{3}{16}$ in. o/d (wheel brake return) flexible pipe - coupling						1	-	C	MJ.1
30662	EB8.73.1183	PIPE, $\frac{1}{2}$ in. o/d (wheel brake pressure) flexible pipe - coupling						1	-	C	MJ.1
30664	EB8.73.1187	PIPE, $\frac{1}{2}$ in. o/d (u/c retraction pressure emergency) shuttle valve - flexible pipe						1	-	C	MJ.1
30813	EB8.73.2355	PIPE, $\frac{1}{2}$ in. o/d (u/c retraction pressure emergency) flexible pipe - coupling						1	-	C	MJ.1
30327	Short & Harland 7015	VALVE, Shuttle Spares for:-						1	-	A	MJ.1
30328	Short & Harland PD183/C	CAP, blanking						1	S1	C	MJ.1
30784	Short & Harland 701515	GUIDE, valve						1	S96	C	MJ.1
30330	Short & Harland 701514	SPRING						1	DTD215	C	MJ.1
30331	Short & Harland 701513	VALVE						1	S97	C	MJ.1

SERVICES
HYDRAULIC - PORT WING

Ref. No	Part No.	Description						No. off	Material Specification	Class of Eqt. M.R. or L.M.	Plate No.
		1	2	3	4	5	6				
27QM/4143227	Dowty 1-00032-001							1	-	A	MJ.1
28D/1200119	A25/4C							2	-	C	
28D/9435710	A25/11C							1	-	C	
	5528 EA3.73.797							1	-	C	MJ.1
	-							-	-	-	
	30665 EB8.73.410							1	-	C	MJ.1
27QM/4143191	Dowty D4.01Y Mk.K							1	-	A	MJ.1
28D/9140647	A25/14C							2	-	C	
28M/9403520	A27/CP							2	-	C	
28W/9416643	SP47/C							2	-	C	
	-							-	-	-	
28F/8011883	AGS1102/B							4	-	C	MJ.2
28F/9471001	AGS1102/C							4	-	C	MJ.2
28F/1013402	AGS1111/B							2	-	C	MJ.2
28D/1008149	A25/2B							3	-	C	
28M/1278189	AGS2001/B1							3	-	C	
28W/9419474	SP15/B							3	-	C	
28F/1036557	AGS1111/C							4	-	C	MJ.2
28D/9133011	A25/2C							3	-	C	
28M/1278190	AGS2001/C1							3	-	C	
28W/9419475	SP15/C							3	-	C	
	27809 EB8.73.859							1	-	C	
	37184 EB8.73.2539							1	-	C	MJ.2
	27808 EB8.73.861							1	-	C	
	37186 EB8.73.2541							1	-	C	MJ.2

RESTRICTED

SERVICES
HYDRAULIC - PORT WING

Ref. No	Part No.	Description						No. off	Material Specification	Class of Expt. M.R. or L.M.	Plate No.	
		1	2	3	4	5	6					
27811	EB8.73.855							PIPE, $\frac{5}{8}$ in. o/d (Pre Mod 3065)	1	-	C	
37188	EB8.73.2543							PIPE, $\frac{5}{8}$ in. o/d (Mod 3065)(controls return) fuselage side - connection between ribs 4-5	1	-	C	MJ.2
27810	EB8.73.857							PIPE, $\frac{5}{8}$ in. o/d (Pre Mod 3065)	1	-	C	
37190	EB8.73.2545							PIPE, $\frac{5}{8}$ in. o/d (Mod 3065)(controls return) connection between ribs 4-5 - bulkhead union rib 7	1	-	C	MJ.2
27817	EB8.73.843							PIPE, $\frac{1}{2}$ in. o/d (air brake in pressure) fuselage side - connection between ribs 4-5 (See pipe chart)	1	-	C	MJ.2
27816	EB8.73.845							PIPE, $\frac{1}{2}$ in. o/d (air brake in pressure) connection between ribs 4-5 connection forward rib 7 (See pipe chart)	1	-	C	MJ.2
27819	EB8.73.839							PIPE, $\frac{1}{2}$ in. o/d (air brake out pressure) fuselage side connection between ribs 4-5 (See pipe chart)	1	-	C	MJ.2
27818	EB8.73.841							PIPE, $\frac{1}{2}$ in. o/d (air brake out pressure) connection between ribs 4-5 - connection forward rib 7 (See pipe chart)	1	-	C	MJ.2
27813	EB8.73.851							PIPE, $\frac{3}{8}$ in. o/d (Pre Mod 3065)	1	-	C	
37182	EB8.73.2537							PIPE, $\frac{3}{8}$ in. o/d (Mod 3065)(outboard aileron jack pressure) fuselage side - connection between ribs 4-5	1	-	C	MJ.2
27812	EB8.73.853							PIPE, $\frac{3}{8}$ in. o/d (Pre Mod 3065)	1	-	C	
37194	EB8.73.2549							PIPE, $\frac{3}{8}$ in. o/d (Mod 3065)(outboard aileron jack pressure) connection between ribs 4-5 - bulkhead union rib 7	1	-	C	MJ.2
27815	EB8.73.847							PIPE, $\frac{3}{8}$ in. o/d (Pre Mod 3065)	1	-	C	
37180	EB8.73.2535							PIPE, $\frac{3}{8}$ in. o/d (Mod 3065)(controls pressure) fuselage side - connection between ribs 4-5	1	-	C	MJ.2
27814	EB8.73.849							PIPE, $\frac{3}{8}$ in. o/d (Pre Mod 3065)	1	-	C	
37192	EB8.73.2547							PIPE, $\frac{3}{8}$ in. o/d (Mod 3065)(controls pressure) connection between ribs 4-5 - bulkhead union rib 7	1	-	C	MJ.2
981	EEAS20/2/DR							TAB, locking	4	L72	C	MJ.2

SERVICES
HYDRAULIC - PORT WING

Ref. No	Part No.	Description						No. off	Material Specification	Class of Eqpt. M.R. or L.M.	Plate No.
		1	2	3	4	5	6				
3412	KBAS20/3/DR							8	L72	C	MJ.2
28F/9128928	AGS1115/2							2	-	C	MJ.2
28F/9128929	AGS1115/4							4	-	C	MJ.2
	-							-	-	-	
32414	EB8.73.3069							4	S96	C	MJ.2
28D/9133011	A25/2C							3	-	C	
28W/1278190	AGS2001/C1							3	-	C	
28W/9419475	SP15/C							3	-	C	
28F/8011883	AGS1102/B							4	-	C	MJ.2
28F/9471001	AGS1102/C							2	-	C	MJ.2
28F/1036557	AGS1111/C							4	-	C	MJ.2
28D/9133011	A25/2C							3	-	C	
28W/1278190	AGS2001/C1							3	-	C	
28W/9419475	SP15/C							3	-	C	
27506	EB8.73.457							1	-	C	
37243	EB8.73.2669							1	-	C	MJ.2
30778	EB8.73.2241							1	-	C	
32154	EB8.73.2673							1	-	C	MJ.2
27505	EB8.73.459							1	-	C	
37245	EB8.73.2671							1	-	C	MJ.2
27504	EB8.73.461							1	-	C	
37239	EB8.73.2663							1	-	C	MJ.2
30777	EB8.73.2239							1	-	C	
32152	EB8.73.2665							1	-	C	MJ.2

RESTRICTED

SERVICES
HYDRAULIC - PORT WING

Ref. No	Part No.	Description						No. off	Material Specification	Class of Eqpt. M.R. or L.M.	Plate No.
		1	2	3	4	5	6				
27503	EB8.73.463							1	-	C	
37241	EB8.73.2667							1	-	C	MJ.2

SERVICES
HYDRAULIC-PORT WING

Ref. No	Part No.	Description						No. off	Material Specification	Class of Eqpt. M.R. or L.M.	Plate No.
		1	2	3	4	5	6				
	EB8.73.3073						PIPE, $\frac{1}{4}$ in. o/d (air brake out pressure) connection between ribs 6-8 inner wing-connection between ribs 1-2A outer wing (Mod.3123) (See pipe chart)	1	-	-	MJ.2
27797	EB8.73.1657						PIPE, $\frac{1}{4}$ in. o/d (air brake out pressure) connection between ribs 1-2A-connection between ribs 2-2B (See pipe chart)	1	-	C	MJ.2
27796	EB8.73.1659						PIPE, $\frac{1}{4}$ in. o/d (air brake out pressure) connection between ribs 2-2B-connection aft rib 3 (See pipe chart)	1	-	C	MJ.2
	EB8.73.3075						PIPE, $\frac{1}{4}$ in. o/d (air brake in pressure) connection between ribs 6-7 inner wing-connection between ribs 1-2A outer wing (Mod.3123) (See pipe chart)	1	-	-	MJ.2
27794	EB8.73.1663						PIPE, $\frac{1}{4}$ in. o/d (air brake in pressure) connection between ribs 1-2A connection between ribs 2-2B (See pipe chart)	1	-	C	MJ.2
27793	EB8.73.1665						PIPE, $\frac{1}{4}$ in. o/d (air brake in pressure) connection between ribs 2-2B-connection aft rib 3 (See pipe chart)	1	-	C	MJ.2
37059	EB8.73.3065						PIPE, $\frac{3}{8}$ in. o/d (controls return) bulkhead union rib 7 inner wing-bulkhead union rib 1 outer wing (Mod.3130)	1	-	C	MJ.2
27801	EB8.73.467						PIPE, $\frac{3}{8}$ in. o/d (Pre Mod.3065)	1	-	-	
37233	EB8.73.2657						PIPE, $\frac{3}{8}$ in. o/d (Mod.3065) (controls return) bulkhead union rib 1-connection between ribs 3A-3	1	-	C	MJ.2
37511	EB8.73.3067						PIPE, $\frac{3}{8}$ in. o/d (outboard aileron jack pressure) bulkhead union rib 7 inner wing-bulkhead union rib 1 outer wing (Mod.3130)	1	-	C	MJ.2
27799	EB8.73.471						PIPE, $\frac{3}{8}$ in. o/d (Pre Mod.3065)	1	-	-	
37237	EB8.73.2661						PIPE, $\frac{3}{8}$ in. o/d (Mod.3065) outboard aileron jack pressure bulkhead union rib 7-connection between ribs 3A-3	1	-	C	MJ.2

RESTRICTED

SERVICES
HYDRAULIC-PORT WING

Ref. No	Part No.	Description						No. off	Material Specification	Class of Eqpt. M.R. or L.M.	Plate No.
		1	2	3	4	5	6				
37277	EB8.73.2723				PIPE, 3/8		in. o/d (Mod.3065) (controls return) connection between ribs 3A-3 connection between ribs 4-4B	1	-	C	MJ.3
27757	EB8.73.1627				PIPE, 3/8		in. o/d (Pre Mod.3065)	1	-	C	
37281	EB8.73.2727				PIPE, 3/8		in. o/d (Mod. 3065) (controls return) connection between ribs 4-4B flexible pipe	1	-	C	MJ.3
27758	EB8.73.1625				PIPE, 3/8		in. o/d (Pre Mod. 3065)	1	-	C	
37279	EB8.73.2725				PIPE, 3/8		in. o/d (Mod.3065) (inboard aileron jack pressure) connection-between ribs 3A-3-connection between ribs 4-4B	1	-	C	MJ.3
27756	EB8.73.1629				PIPE, 3/8		in. o/d (Pre Mod.3065)	1	-	C	
37283	EB8.73.2729				PIPE, 3/8		in. o/d (Mod.3065) (inboard aileron jack pressure) connection between ribs 4-4B-flexible pipe	1	-	C	MJ.3
30681	EB8.73.1633				PIPE, 3/8		in. o/d (Pre Mod.3065)	1	-	C	
32130	EB8.73.2733				PIPE, 3/8		in. o/d (Mod.3065) (inboard aileron jack pressure) connection between ribs 5B-6A-filter	1	-	C	MJ.3
30680	EB8.73.1631				PIPE, 3/8		in. o/d (Pre Mod.3065)	1	-	C	
32128	EB8.73.2731				PIPE, 3/8		in. o/d (Mod.3065) (inboard aileron jack pressure) filter-flexible pipe	1	-	C	MJ.3

SERVICES
HYDRAULIC-PORT WING

Ref. No	Part No.	Description						No. off	Material Specification	Class of Eqpt. M.R. or L.M.	Plate No.
		1	2	3	4	5	6				

SERVICES
HYDRAULIC - PORT WING

Ref. No	Part No.	Description						No. off	Material Specification	Class of Eqpt. M.R. or L.M.	Plate No.
		1	2	3	4	5	6				
28F/9423227	AGS1135/B							2	-	C	MJ.4
911	EA1.73.277							1	S11	C	MJ.4
737	EA1.73.179							2	-	C	MJ.4
28D/9133014	A25/13C							2	-	C	
28M/9403520	A27/CP							2	-	C	
28W/9416643	SP47/C							2	-	C	
829	EA1.73.181							1	-	C	MJ.4
28D/9140647	A25/14C							2	-	C	
	AS2307/030							2	DTD610	LM	
28W/9419475	SP15/C							2	-	C	
5526	EEAS91/3							3	L16	C	MJ.4
28D/1008149	A25/2B							1	-	C	
28M/1278189	AGS2001/B1							1	-	C	
5259	EEAS21/2ERH							1	L72	C	MJ.4
28F/9439102	AGS1105/B							1	-	C	MJ.4
28F/1010341	AGS1106/B							2	-	C	MJ.4
28F/9476124	AGS1118/C							1	-	C	MJ.4
28F/9440882	AGS1120/11							1	-	C	MJ.4
27QM/4143591	Dowty 08246.Y.C01							1	-	A	MJ.4
256	EA1.11.1013							2	DTD197	C	MJ.4
28N/9153394	AGS899/6							2	-	C	
28P/1207172	SP4/Y/F27							1	-	C	
28P/9560929	SP90/E8							2	-	C	
28N/9153394	AGS899/6							1	-	C	
28P/1270871	SP4/Y/F12							1	-	C	
28P/9560929	SP90/E8							1	-	C	
27VA/4626077	Dunlop 4/W14/261/8/8/ 18							1	-	B	MJ.4
27VA/4626076	Dunlop 4/W14/261/8/ 8/14							2	-	B	MJ.4
27775	EB8.73.1195							1	-	C	MJ.4
30669	EB8.73.663							1	-	C	MJ.4

SERVICES
HYDRAULIC - PORT WING

Ref. No	Part No.	Description						No. off	Material Specification	Class of Eqpt. M.R. or L.M.	Plate No.
		1	2	3	4	5	6				
30671	EB8.73.1199							1	-	C	MJ.4
30670	EB8.73.1197							1	-	C	MJ.4
	EB8.73.659							1	-		MJ.4
	EB8.73.661							1	-		MJ.4
27774	EB8.73.1201							1	-	C	MJ.4
27773	EB8.73.1203							1	-	C	MJ.4
30905	EB8.73.2315							1	-	C	MJ.4
30907	EB8.73.2317							1	-	C	MJ.4
30909	EB8.73.2319							1	-	C	MJ.4

SERVICES
HYDRAULIC - PORT WING

Ref. No	Part No.	Description						No. off	Material Specification	Class of Eqt. M.P. or L.M.	Plate No.
		1	2	3	4	5	6				

SERVICES
HYDRAULIC - PORT WING

Ref. No	Part No.	Description						No. off	Material Specification	Class of Eqpt. M.R. or L.M.	Plate No.
		1	2	3	4	5	6				
30269	Short & Harland 7014							1	-	A	MJ.4
		VALVE, Shuttle Assembly Spares for:-									
30270	Short & Harland PD183/B							1	S1	C	
		CAP, blanking									
32194	Short & Harland 701416							1	S96	C	MJ.4
		GUIDE, valve									
31536	Short & Harland 701417							1	DTD4A	C	MJ.4
		SPRING									
30273	Short & Harland 701413							1	S97	C	MJ.4
		VALVE, shuttle									
27QA/4143176	Dowty 06209.Y.B01							1	-	A	MJ.4
		VALVE, restrictor (For spares see AP.4515B, Vol.3)									
27QA/4143237	Dowty 03371.Y.B01							1	-	A	MJ.4
		VALVE, restrictor (For spares see AP.4515B, Vol.3)									
27QM/4143192	Dowty D401.Y./Mk.L							1	-	A	MJ.4
		VALVE, jack sequence (For spares see AP.4515B, Vol.3) Attachment of sequence valve to bracket									
28D/9133014	A25/13C							2	-	C	
		Bolt, 2BA									
28W/9403520	A27/CP							2	-	C	
		Nut, plain, 2BA									
28W/9416643	SP47/C							2	-	C	
		Washer, spring, 2BA									
27QM/4674311	Dowty C8697.Y.Mk.A							1	-	A	MJ.4
		VALVE, thermal relief (For spares see AP.4515B, Vol.3) Attachment of thermal relief valve to structure									
28D/9140647	A25/14C							2	-	C	
		Bolt, 2BA									
829	EA1.73.181							1	-	C	MJ.4
		Clip									
28M/1278190	AGS2001/C1							2	-	C	
		Nut, 2BA									
	AS2307/030							2	DTD610	IM	
		Tube, distance 18 swg									
28W/9419475	SP15/C							2	-	C	
		Washer, 2BA									
28F/9428453	AGS1186/B							5	-	C	MJ.4
		WASHER, sealing									
28F/9429532	AGS1186/C							2	-	C	MJ.4
		WASHER, sealing									
	-	PIPING, Hydraulic, at Diaphragm Wheel Bay Assembly (EB8.73.367) Spares for:-									
28F/9463543	AGS1120/1							1	-	C	MJ.4
		COUPLING, tee-piece									
30667	EB8.73.1281							1	-	C	MJ.4
		PIPE, 1/2 in. o/d (u/c down pressure) flexible pipe - tee-piece									
30668	EB8.73.1283							1	-	C	MJ.4
		PIPE, 1/2 in. o/d (u/c down pressure) tee-piece - thermal relief valve									
30666	EB8.73.407							1	-	C	MJ.4
		PIPE, 3/4 in. o/d (u/c retraction pressure) thermal relief valve - flexible pipe									

RESTRICTED

SERVICES
HYDRAULIC - PORT WING

Ref. No	Part No.	Description						No. off	Material Specification	Class of Eqt. M.R. or L.M.	Plate No.	
		1	2	3	4	5	6					
27QM/4674311	Dowty CS697Y.Mk.A							VALVE, Thermal Relief (For spares see AP4515B, Vol.3)	1	-	A	MJ.4
28D/9140647	A25/14C							Attachment of valve to structure	2	-	C	
829	EA1.73.181							Bolt, 2BA	1	-	C	MJ.4
28M/1278190	AGS2001/C1							Clip	2	-	C	
	AS2307/030							Nut, 2BA	2	-	C	
28W/9419475	SP15/C							Tube, distance 18 awg	2	DTD610	LM	
	-							Washer, 2BA	2	-	C	
								PIPING, Hydraulic in Leading Edge Inner Wing Assembly (EB8.73.365)	-	-	-	
								Spares for:-				
28F/8011896	AGS1142/C							ADAPTOR, nipple	4	-	C	MJ.5
28F/8011886	AGS1142/D							ADAPTOR, nipple	2	-	C	MJ.5
28F/8011897	AGS1142/F							ADAPTOR, nipple	8	-	C	MJ.5
28F/9439533	AGS1129/B							BODY, banjo	1	-	C	MJ.5
28F/9423227	AGS1135/B							BOLT, banjo	1	-	C	MJ.5
28F/9451105	AGS1112/C							COUPLING, flanged bulkhead union	1	-	C	MJ.4
								Attachment of bulkhead union to structure				
28D/9133011	A25/2C							Bolt, 2BA	6	-	C	
28M/1278190	AGS2001/C1							Nut, stiff, 2BA	6	-	C	
28W/9419475	SP15/C							Washer, 2BA	6	-	C	
28F/9157486	AGS1112/F							COUPLING, flanged bulkhead union	1	-	C	MJ.5
								Attachment of bulkhead union to structure				
28D/9133011	A25/2C							Bolt, 2BA	6	-	C	
28M/1278190	AGS2001/C1							Nut, stiff, 2BA	6	-	C	
28W/9419475	SP15/C							Washer, 2BA	6	-	C	
28F/9471001	AGS1102/C							COUPLING, union body	2	-	C	MJ.5
28F/9439765	AGS1102/D							COUPLING, union body	4	-	C	MJ.5
28F/1011798	AGS1103/F							COUPLING, union body	2	-	C	MJ.5
28F/4051566	AGS1120/3							COUPLING, tee-piece	1	-	C	MJ.5
27781	EB8.73.1891							PIPE, 1/2 in. o/d (services by pass) "Avery" coupling - connection between ribs 2-3 (See pipe chart)	1	-	C	MJ.5
27780	EB8.73.1893							PIPE, 1/2 in. o/d (services by pass) connection between ribs 2-3 connection between ribs 1-2 (See pipe chart)	1	-	C	MJ.5
	EB8.73.3125							PIPE, 1/2 in. o/d (services by pass) connection between ribs 1-2 - connection between rib 1 and root rib (See pipe chart)(Mod 3263)	1	-		MJ.5

SERVICES
HYDRAULIC - PORT WING

Ref. No	Part No.	Description						No. off	Material Specification	Class of Eqpt. M.R. or L.M.	Plate No.
		1	2	3	4	5	6				
27779	EB8.73.1895							1	-	C	MJ.5
33061	EB8.73.3089							1	-	C	MJ.5
27786	EB8.73.1881							1	-	C	MJ.5
	EB8.73.3121							1	-		MJ.5
27790	EB8.73.923							1	-	C	
37150	EB8.73.2475							1	-	C	MJ.5
27782	EB8.73.1889							1	-	C	
37152	EB8.73.2477							1	-	C	MJ.5
27789	EB8.73.935							1	-	C	
37146	EB8.73.2471							1	-		
27788	EB8.73.937							1	-	C	
37148	EB8.73.2473							1	-	C	MJ.5

SERVICES
HYDRAULIC - PORT WING

Ref. No	Part No.	Description						No. off	Material Specification	Class of Eqt. M.R. or L.M.	Plate No.
		1	2	3	4	5	6				

SERVICES
HYDRAULIC-PORT WING

Ref. No	Part No.	Description						No. off	Material Specification	Class of Eqpt. M.F. or L.M.	Plate No.
		1	2	3	4	5	6				
27784	EB8.73.1885					PIPE, $\frac{3}{8}$ in. o/d (Pre Mod.3065)	1	-	C		
37142	EB8.73.2465					PIPE, $\frac{3}{8}$ in. o/d (Mod.3065) (control pressure) "Avery" coupling rib 3 - connection between ribs 1-2	1	-	C	MJ.5	
	EB8.73.3123					PIPE, $\frac{3}{8}$ in. o/d (Pre Mod.3263)	1	-			
39653	EB8.73.3167					PIPE, $\frac{3}{8}$ in. o/d (Mod.3263) (controls pressure) connection between ribs 1 and 2-tee-piece	1	-	C	MJ.5	
1439199	EB8.73.3169					PIPE, $\frac{1}{2}$ in. o/d (Mod.3263) (tank ground overflow) tee-piece banjo connection slant diaphragm (See pipe chart)	1	-		MJ.5	
28F/9128929	AGS1115/4					WASHER, plate	1	-	C	MJ.5	
28F/11491	AGS1115/8					WASHER, plate	1	-	C	MJ.5	
	-					PIPING, Flexible to Hydraulic Pumps Assembly (EB8.73.679) Spares for:-	-	-	-		
28F/9423239	AGS1132/C					BODY, banjo	2	-	C	MJ.5	
28F/9423241	AGS1132/D					BODY, banjo	2	-	C	MJ.5	
28F/9423229	AGS1135/C					BOLT, banjo	2	-	C	MJ.5	
28F/4051562	AGS1109/A					COUPLING, union body	2	-	C	MJ.5	
27BA/	Lockheed AVA52C					COUPLING, Avery Group Consisting of:-	2	-		MJ.5	
27BA/8762	AVA58C					FLANGE, half	1	-	B	MJ.5	
27BA/9157278	AVA62C					NUT, union	1	-	B	MJ.5	
27BA/9129632	AVA57/C					UNION, half	1	-	B	MJ.5	
27BA/	Lockheed AVA52D					COUPLING, Avery Group Consisting of:-	2	-		MJ.5	
27BA/9128850	AVA58D					FLANGE, half	1	-	B	MJ.5	
27BA/8129093	AVA62D					NUT, union	1	-	B	MJ.5	
27BA/4110815	AVA54F					UNION, half	1	-	B	MJ.5	
27BA/	Lockheed AVA50F					COUPLING, Avery Group Consisting of:-	2	-		MJ.5	
27BA/9128852	AVA55F					FLANGE, half	1	-	B	MJ.5	
27BA/9129094	AVA62F					NUT, union	1	-	B	MJ.5	
27BA/4110815	AVA54F					UNION, half	1	-	B	MJ.5	
28D/1010658	A25/1B					Attachment of couplings to structure Bolt, 4BA	4	-	C		
28M/1278189	AGS2001/B1					Nut, stiff, 4BA	4	-	C		
28W/9419474	SP15/B					Washer, 4BA	4	-	C		

SERVICES
HYDRAULIC-PORT WING

Ref. No	Part No.	Description						No. off	Material Specification	Class of Eqt. M.R. or L.M.	Plate No.
		1	2	3	4	5	6				
27VA/46261346	Dunlop W14/262/8/8/10	PIPE, flexible, aft pump - "Avery" coupling						1	-	B	MJ.5
27VA/46260046	Dunlop W14/262/8/8/28	PIPE, flexible, forward pump - "Avery" coupling						1	-	B	MJ.5
27VA/46260928	Dunlop W14/261/8/8/17	PIPE, flexible, aft pump - "Avery" coupling						1	-	B	MJ.5
27VA/46260938	Dunlop W14/261/8/9/15	PIPE, flexible, forward pump - "Avery" coupling						1	-	B	MJ.5
27VA/462607012	Dunlop W3/121/8/10/21	PIPE, flexible, aft pump - "Avery" coupling						1	-	B	MJ.5
27VA/462606912	Dunlop W3/121/8/9/26.5	PIPE, flexible, forward pump - "Avery" coupling						1	-	B	MJ.5
37J/4602595	Type 180 Mk.27	PUMP, Integral (For spares see AP.4515N, Vol.3)						2	-	A	MJ.5
981	ERAS20/2/DR	TAB, locking						12	L72	C	MJ.5
37J/1228	Integral Type 158	VALVE, non-return						2	-	A	MJ.5
28F/9429532	AGS1186/C	WASHER, sealing						4	-	C	MJ.5
28F/9428455	AGS1186/D	WASHER, sealing						4	-	C	MJ.5
28F/9434374	AGS1186/E	WASHER, sealing						2	-	C	MJ.5
36344	EB8.73.681	WASHER, plate 18 swg						1	L72	LM	
	-	PIPING, Hydraulic to Flap Jack Assembly (EB8.73.373) Spares for:-						-	-	-	
28F/8011883	AGS1102/B	COUPLING, union body						6	-	C	MJ.8
28F/8011811	AGS1118/B	COUPLING, tee-piece						2	-	C	MJ.8
1242	EA3.73.773	CLIP, pipe Attachment of clip to structure						3	DTD610	C	MJ.8
28D/1011006	A25/5B	Bolt, 4BA						1	-	C	
5259	AS2807/4/04 ERAS21/2/ERH	Tube, distance, 1/2 in. o/d 20 swg Washer, 'D'						10	T35 L16	LM C	MJ.8
28D/1010658	A25/1B	Attachment of clip to structure Bolt, 4BA						1	-	C	
28M/9403519	A27/BP	Nut, 4BA						1	-	C	
5259	ERAS21/2/ERH	Washer, 'D'						1	L72	C	MJ.8
21816	EA9.73.281	FAIRLEAD Attachment of fairlead to structure						1	LPS21	C	MJ.8
28D/1011013	A25/13B	Bolt, 4BA						2	-	C	
28M/9403519	A27/BP	Nut, 4BA						2	-	C	
28W/9416642	SP47/B	Washer, spring						2	-	C	
27QM/4143561	Dowty 07016.CO.1	JACK, Flap Unit (For spares see AP.4515B, Vol.3)						2	-	A	MJ.8
27766	EB8.73.547	PIPE, 1/2 in. o/d (Flap retraction pressure) connection between ribs 1-2 inboard-tee-piece between ribs 4-5 (See pipe chart)						1	-	C	

SERVICES
HYDRAULIC - PORT WING

Ref. No	Part No.	Description						No. off	Material Specification	Class of Eqpt. M.R. or L.M.	Plate No.
		1	2	3	4	5	6				
27772	EB8.73.435					PIPE, 1/2 in. o/d (flap retraction pressure) tee-piece-connection between ribs 6-7 inboard (See pipe chart)	1	-	C	MJ.8	
27768	EB8.73.443					PIPE, 1/2 in. o/d (flap retraction pressure) connection between ribs 6-7-connection between ribs 1-2A outboard (see pipe chart)	1	-	C	MJ.8	
30672	EB8.73.1529					PIPE, 1/2 in. o/d (flap retraction pressure) connection between ribs 1-2A - outer jack	1	-	C	MJ.8	
27765	EB8.73.549					PIPE, 1/2 in. o/d (flap down pressure) connection between ribs 1-2 inboard - tee-piece between ribs 405 (See pipe chart)	1	-	C	MJ.8	
27771	EB8.73.437					PIPE, 1/2 in. o/d (flap down pressure) tee-piece - connection between ribs 6-7 inboard (see pipe chart)	1	-	C	MJ.8	
27767	EB8.73.445					PIPE, 1/2 in. o/d (flap down pressure) connection between ribs 607 inboard connection between ribs 1-2A outboard (See pipe chart)	1	-	C	MJ.8	
30673	EB8.73.1531					PIPE, 1/2 in. o/d (flap down pressure) connection between 1-2A - outer jack	1	-	C	MJ.8	
30674	EB8.73.1539					PIPE, 1/2 in. o/d (flap retraction pressure) tee-piece - inner jack	1	-	C	MJ.8	
30675	EB8.73.1541					PIPE, 1/2 in. o/d (flap down pressure) tee-piece inner jack	1	-	C	MJ.8	
-	-					PIPING, Hydraulic to Controls Reservoir Assembly (EB8.73.1227) Spares for:-	-	-	-	-	
28F/1013599	AGS1142/A					ADAPTOR, nipple	6	-	C	MJ.7	
28F/8011885	AGS1142/B					ADAPTOR, nipple	2	-	C	MJ.7	
28F/8011886	AGS1142/D					ADAPTOR, nipple	1	-	C	MJ.7	
28F/9439533	AGS1129/B					BODY, banjo	1	-	C	MJ.7	
28F/1015413	AGS1131/D					BODY, banjo	1	-	C	MJ.7	
28F/9423243	AGS1132/F					BODY, banjo	3	-	C	MJ.7	
28F/9423227	AGS1135/B					BOLT, banjo	1	-	C	MJ.7	
28F/9423231	AGS1135/D					BOLT, banjo	1	-	C	MJ.7	
28F/9423233	AGS1135/F					BOLT, banjo	3	-	C	MJ.7	
27BA/9467727	AVA647B					CAP, Avery	1	-	C	MJ.7	

SERVICES
HYDRAULIC-PORT WING

Ref. No	Part No.	Description						No. off	Material Specification	Class of Eqt. M.R. or L.M.	Plate No.
		1	2	3	4	5	6				
30686	EB8.73.1253					PIPE, $\frac{3}{4}$ in. o/d (Pre Mod.3065)	1	-	C		
	EB8.73.2371					PIPE, $\frac{3}{4}$ in. o/d (QF5169) (Pre Mod. 3069)	1	-	-		
32119	EB8.73.2703					PIPE, $\frac{3}{4}$ in. o/d (Mod.3065) (controls suction) tee-piece - filter	1	-	C	MJ.7	
30685	EB8.73.1249					PIPE, $\frac{3}{4}$ in. o/d (Pre Mod.3065)	1	-	C		
	EB8.73.2369					PIPE, $\frac{3}{4}$ in. o/d (QF5169) (Pre Mod. 3065)	1	-	-		
32117	EB8.73.2699					PIPE, $\frac{3}{4}$ in. o/d (Mod.3065) (controls suction filter - connection	1	-	C	MJ.7	
27745	EB8.73.1251					PIPE, $\frac{3}{4}$ in. o/d (Pre Mod.3065)	1	-	C		
37265	EB8.73.2701					PIPE, $\frac{3}{4}$ in. o/d (Mod.3065) (controls suction) connection between ribs C-D - connection between ribs A-B	1	-	C	MJ.7	
33201	EB8.73.3113					PIPE, $\frac{1}{2}$ in. o/d (Mod.3134)	1	Tungum	C		
	OR					OR					
33205	EB8.73.3117					PIPE, $\frac{1}{2}$ in. o/d (Mod.3134) (controls return) reservoir - connection	1	Stainless Steel	C	MJ.7	
33203	EB8.73.3115					PIPE, $\frac{1}{2}$ in. o/d (Mod.3134)	1	Tungum	C		
	OR					OR					
33207	EB8.73.3119					PIPE, $\frac{1}{2}$ in. o/d (Mod.3134) (controls return) connection between ribs C-D - connection between ribs A-B	1	Stainless Steel	C	MJ.7	
27747	EB8.73.1245					PIPE, $\frac{1}{2}$ in. o/d (Pre Mod.3065)	1	-	C		
37261	EB8.73.2695					PIPE, $\frac{1}{2}$ in. o/d (Mod.3065) (Controls return) connection between ribs A-B - bulkhead connection	1	-	C	MJ.7	
27746	EB8.73.1247					PIPE, $\frac{1}{2}$ in. o/d (Pre Mod.3065)	1	-	C		
37263	EB8.73.2697					PIPE, $\frac{1}{2}$ in. o/d (Mod.3065) (controls return) connection between ribs A-B - connection inboard rib A	1	-	C	MJ.7	
27743	EB8.73.1257					PIPE, $\frac{1}{2}$ in. o/d (Pre Mod.3065)	1	-	C		
37254	EB8.73.2685					PIPE, $\frac{1}{2}$ in. o/d (Mod.3065) (controls pressure) reservoir - tee-piece	1	-	C	MJ.7	
27753	EB8.73.1229					PIPE, $\frac{1}{2}$ in. o/d (Pre Mod.3065)	1	-	C		
37247	EB8.73.2675					PIPE, $\frac{1}{2}$ in. o/d (Mod.3065) (controls pressure) tee-piece between ribs D-E - connection between ribs C-D	1	-	C	MJ.7	
27752	EB8.73.1231					PIPE, $\frac{1}{2}$ in. o/d (Pre Mod. 3065)	1	-	C		

RESTRICTED

SERVICES
HYDRAULIC - PORT WING

Ref. No	Part No.	Description						No. off	Material Specification	Class of Eqpt. M.R. or L.M.	Plate No.	
		1	2	3	4	5	6					
37249	EB8.73.2677							PIPE, 1/4 in. o/d (Mod.3065) (controls pressure) connection between ribs C-D - connection between ribs A-B	1	-	C	MJ.7
27751	EB8.73.1233							PIPE, 1/4 in. o/d (Pre Mod. 3065)	1	-	G	
37251	EB8.73.2679							PIPE, 1/4 in. o/d (Mod.3065) (tank ground filling between tee-pieces)	1	-	C	MJ.7
27750	EB8.73.1235							PIPE, 1/4 in. o/d (Pre Mod.3065)	1	-	C	
37253	EB8.73.2681							PIPE, 1/4 in. o/d (Mod.3065) (tank ground filling) tee-piece - "Avery" coupling	1	-	C	MJ.7
31469	EB8.73.2367							PIPE, 1/4 in. o/d (Pre Mod.3065)	1	-	C	
32162	EB8.73.2789							PIPE, 1/4 in. o/d (Mod.3065) (control pressure) choke - relay	1	-	C	MJ.7
30683	EB8.73.1237							PIPE, 1/4 in. o/d (Pre Mod. 3065)	1	-	C	
32114	EB8.73.2683							PIPE, 1/4 in. o/d (Mod.3065) (tank relief) tee-piece - pressure relief valve	1	-	C	MJ.7
27742	EB8.73.1291							PIPE, 3/8 in. o/d (Pre Mod. 3065)	1	-	C	
37255	EB8.73.2687							PIPE, 3/8 in. o/d (Mod.3065) (control pressure) choke - pressure relay	1	-	C	MJ.7
30684	EB8.73.1239							PIPE, 1/2 in. o/d (Pre Mod. 3065)	1	-	C	
32115	EB8.73.2689							PIPE, 1/2 in. o/d (Mod.3065) (tank relief) Pressure relief valve - outlet	1	-	C	MJ.7
27VA/4625951	Dunlop ACM18798							RELAY, pressure (for spares see AP4515C, Vol.3)	1	-	A	MJ.7
27QM/4143442	Dowty A11147Y							RESERVOIR, (for spares see AP4515B, Vol.3) (For attachments see section GC page 12)	1	-	A	MJ.7
981	EBAS20/2/DR							TAB, locking	1	L72	C	MJ.7
3412	EBAS20/3/DR							TAB, locking	1	L72	C	MJ.7
27QM/4143150	Dowty D.9283.Y.Mk.C							VALVE, pressure relief (For spares see AP4515B, Vol.3)	1	-	A	MJ.7
28F/4051641	AGS1115/3							WASHER, plate	1	-	C	MJ.7
28F/4051553	AGS1115/7							WASHER, plate	1	-	C	MJ.7
28F/4051814	AGS1115/9							WASHER, plate	1	-	C	MJ.7
28F/9428453	AGS1186/B							WASHER, sealing	2	-	C	MJ.7
28F/9428455	AGS1186/D							WASHER, sealing	2	-	C	MJ.7
28F/9428456	AGS1186/F							WASHER, sealing	3	-	C	MJ.7

SERVICES
HYDRAULIC - PORT WING

Ref. No	Part No.	Description						No. off	Material Specification	Class of Eqp. M.F. or L.M.	Plate No.
		1	2	3	4	5	6				
	-	PIPING, Hydraulic on Fixed Fairing Assy. (EB8.73.1285) Spares for:-									
1875	EA3.73.601	ADAPTOR						1	-	C	Q.1
28F/9504828	AGS1147/A	COUPLING						1	-	C	Q.1
28F/9130662	AGS1147/B	COUPLING						1	-	C	Q.1
28F/8011809	AGS1104/B	COUPLING						1	-	C	Q.1
1876	EA3.73.599	COUPLING, tee-piece						1	-	C	Q.1
28F/9453689	AGS1148/A	NUT						2	-	C	Q.1
28F/1010558	AGS1148/B	NUT						2	-	C	Q.1
27VA/4626074	Dunlop 2/W14/261/8/10/30	PIPE, flexible, brake return						1	-	B	Q.1
27VA/4626087	Dunlop 4/W14/261/8/10/26.5	PIPE, flexible, brake pressure						1	-	B	Q.1
30688	EB8.73.1287	PIPE, 1/2 in. o/d (wheel brake pressure) flexible pipe - connection at inflation valve						1	-	C	Q.1
30689	EB8.73.1289	PIPE, 3/8 in. o/d (wheel brake return) flexible pipe - coupling						1	-	C	Q.1
28Y/9701165	AGS2096	VALVE, inflation						1	-	B	Q.1
28F/8014021	AGS1138/B	WASHER						3	-	C	Q.1
28F/9157965	AGS1149/1	WASHER						4	-	C	Q.1
28F/9130664	AGS1149/2	WASHER						2	-	C	Q.1
	-	PIPING, Hydraulics for Air Brake assembly (EB8.73.1299) Spares for:-									
28F/8011809	AGS1104/B	ADAPTOR						1	-	C	MJ.2
28F/9439533	AGS1129/B	BODY, banjo						1	-	C	MJ.2
28F/9423227	AGS1135/B	BOLT, banjo						1	-	C	MJ.2
5258	EEAS143-6-H	CLIP, pipe Attachment of clip to structure						2	DTP610	C	MJ.2
28D/1010658	A25/1B	Bolt, 4BA						1	-	C	
28M/1278189	AGS2001/B1	Nut, stiff, 4BA						1	-	C	
5259	EEAS21/2/ERH	Washer, "D"						2	L16	C	
28F/1013402	AGS1111/B	COUPLING, union body						2	-	C	MJ12
27QM/1446726	Dowty Rotal 103035001	JACK, Air Brake (For spares see AP4515A, Vol. 3) (Mod Dowty AC 6945)						1	-	A	MJ.2
30690	EB8.73.1301	PIPE, 1/2 in. o/d (air brake in pressure) jack - connection						1	-	C	MJ.2
30691	EB8.73.1303	PIPE, 1/2 in. o/d (air brake out pressure) jack - connection						1	-	C	MJ.2
28F/9128928	AGS1115/2	WASHER, Plate						2	-	C	MJ.2
28F/8014021	AGS1138/B	WASHER, jointing						3	-	C	MJ.2
	-	PIPING, Hydraulic Accumulator Charging Panel and Services Filling Connections Assembly (EB8.73.2209)									

RESTRICTED

SERVICES
HYDRAULIC - PORT WING

Ref. No	Part No.	Description						No. off	Material Specification	Class of Eqpt. M.R. or L.M.	Plate No.
		1	2	3	4	5	6				
37296	EB8.73.2787					PIPE, $\frac{1}{8}$ in. o/d (Mod 3065) (accumulator charging) inflation cock - connection between ribs C-D	1	-	C	MJ.8	
27727	EB8.73.2229					PIPE, $\frac{1}{8}$ in. o/d (Pre Mod 3065)	1	-	C	MJ.8	
37294	EB8.73.2783					PIPE, $\frac{1}{8}$ in. o/d (Mod 3065) (accumulator charging) connection between ribs C-D - connection between rib A and fuselage side	1	-	C	MJ.8	
27734	EB8.73.1805					PIPE, $\frac{3}{8}$ in. o/d (Pre Mod 3065)	1	-	C		
37295	EB8.73.2785					PIPE, $\frac{1}{8}$ in. o/d (Mod 3065) (accumulator charging) inflation cock - connection between ribs C-D	1	-	C	MJ.8	
27724	EB8.73.2235					PIPE, $\frac{1}{8}$ in. o/d (Pre Mod 3065)	1	-	C		
37293	EB8.73.2781					PIPE, $\frac{1}{8}$ in. o/d (Mod 3065) (accumulator charging) connection between ribs C-D - connection between ribs A and fuselage side	1	-	C	MJ.8	
27733	EB8.73.1807					PIPE, $\frac{1}{8}$ in. o/d (accumulator charging) inflation cock - connection between ribs C-D (see pipe chart)	1	-	C	MJ.8	
27725	EB8.73.2233					PIPE, $\frac{3}{8}$ in. o/d (accumulator charging) connection between ribs C-D - connection between rib A and fuselage side (see pipe chart)	1	-	C	MJ.8	
27732	EB8.73.1869					PIPE, $\frac{1}{4}$ in. o/d (tank ground overflow) "Avery" coupling - connection between ribs A-B (See pipe chart)	1	-	C	MJ.8	
27729	EB8.73.1875					PIPE, $\frac{1}{4}$ in. o/d (tank ground overflow) connection between ribs A-B - connection in fuselage (See pipe chart)	1	-	C	MJ.8	
27731	EB8.73.1871					PIPE, $\frac{1}{4}$ in. o/d (tank ground) "Avery" coupling - connection between ribs A-B (See pipe chart)	1	-	C	MJ.8	
27730	EB8.73.1873					PIPE, $\frac{1}{4}$ in. o/d (tank ground filling) connection between ribs A-B - connection in fuselage (See pipe chart)	1	-	C	MJ.8	

RESTRICTED

SERVICES
HYDRAULIC - STARBOARD WING

Ref. No	Part No.	Description	No. off	Material Specification	Class of Eqpt. M.F. or L.M.	Plate No.
-	-	INSTALLATION IN WING (STARBOARD) (EB8.73.313)	-	-	-	
-	-	PIPING, Hydraulics Main Spar Assembly (EB8.73.354) Spares for:-	-	-	-	
30654	EB8.73.1193	BANJO, $\frac{3}{8}$ in. body, $\frac{1}{4}$ in. cone	1	-	C	MJ.1
30655	EB8.73.1191	BLOCK, packing	1	LFS21	C	MJ.1
28F/9423229	AGS1135/C	BOLT, banjo	2	-	C	MJ.1
829	EAL.73.181	CLIP, flexible pipe Attachments for clip to bracket	2	-	C	MJ.1
28D/9140645	A25/10C	Bolt, 2BA	2	-	C	
28M/1278190	AGS2001/C1	Nut, stiff, 2BA	2	-	C	
28W/9419402	SP13/C	Washer, 2BA	2	-	C	
737	EAL.73.179	CLIP, flexible pipe Attachments for clip to bracket	1	-	C	MJ.1
28D/1011019	A25/8C	Bolt, 2BA	2	-	C	
28M/9403520	A27/CP	Nut, 2BA	2	-	C	
28W/9416643	SP47/C	Washer, 2BA	2	-	C	
28F/9129085	AGS1102/A	COUPLING, union body	1	-	C	MJ.1
28F/8011883	AGS1102/B	COUPLING, union body	2	-	C	MJ.1
28F/9439766	AGS1106/C	COUPLING, union body	2	-	C	MJ.1
28F/1010341	AGS1106/B	COUPLING, union body	2	-	C	MJ.1
28F/9504828	AGS1147/A	COUPLING, union body	1	-	C	MJ.1
28F/9130662	AGS1147/B	COUPLING, union body	1	-	C	MJ.1
28F/9440882	AGS1120/11	COUPLING, tee-piece	1	-	C	MJ.1
28F/9508223	AGS1123/C	COUPLING, 4-way piece	1	-	C	MJ.1
	EB8.73.2425	GUARD, flexible pipe	1	-		
27QM/1833	Dowty 07017Y.C01	JACK, Main Undercarriage (for spares see AP.4515B, Vol.3) Attachments for jack to structure	1	-	A	MJ.1
28M/13259	A27/NS	Nut, $\frac{1}{2}$ in. BSF	1	-	C	
1874	EA3.20.897	Pin	1	S92	C	MJ.1
28F/19235	SP90/E10	Pin, split, $\frac{3}{32}$ in. dia.	1	-	C	
599	EAL.20.2989	Stud, attachment	1	S11	C	MJ.1
600	EAL.20.2991	Washer Attachments for jack to lever	1	DTD126	C	MJ.1
528	EAL.40.221	Bolt, attachment	1	S65	C	MJ.1
28N/9156370	SP21	Nipple	1	-	C	
26667	EA3.40.193	Nut, (make from A27/JS)	1	-	C	MJ.1
542	EAL.40.217	Tube, distance	1	L40	C	MJ.1

RESTRICTED

SERVICES
HYDRAULIC - STARBOARD WING

Ref. No	Part No.	Description						No. off	Material Specification	Class of Eqpt. M.R. or L.M.	Plate No.	
		1	2	3	4	5	6					
27VA/5671	Dunlop 4/WL4/261/8/ 8/29							PIPE, flexible	1	-	B	MJ.1
27VA/5682	Dunlop 6/WL4/261/8/8/ 25							PIPE, flexible	1	-	B	MJ.1
27VA/5664	Dunlop 2/WL4/261/8/8/ 63							PIPE, flexible	1	-	B	MJ.1
27VA/5674	Dunlop 4/WL4/261/8/8/ 63							PIPE, flexible	1	-	B	MJ.1
27VA/5681	Dunlop 6/WL4/261/8/8/ 18							PIPE, flexible	1	-	B	MJ.1
30695	EB8.73.1170							PIPE, $\frac{3}{8}$ in. o/d (u/c down pressure) flexible pipe - 4 way piece	1	-	C	MJ.1
30699	EB8.73.1182							PIPE, $\frac{3}{8}$ in. o/d (u/c down pressure) 4-way piece - sequence valve	1	-	C	MJ.1
30698	EB8.73.1179							PIPE, $\frac{3}{8}$ in. o/d (u/c down pressure) transfer valve-tee-piece	1	-	C	MJ.1
30697	EB8.73.1175							PIPE, $\frac{3}{8}$ in. o/d (u/c down pressure) transfer valve - tee-piece	1	-	C	MJ.1
30694	EB8.73.428							PIPE, $\frac{3}{8}$ in. o/d (u/c retraction pressure) transfer valve - flexible pipe	1	-	C	MJ.1
30696	EB8.73.1172							PIPE, $\frac{3}{16}$ in. o/d (wheel brake return) flexible pipe - coupling	1	-	C	MJ.1
30700	EB8.73.1184							PIPE, $\frac{1}{2}$ in. o/d (wheel brake pressure) flexible pipe - coupling	1	-	C	MJ.1
30702	EB8.73.1188							PIPE, $\frac{1}{2}$ in. o/d (u/c retraction pressure emergency) shuttle valve - flexible pipe	1	-	C	MJ.1
30814	EB8.73.2356							PIPE, $\frac{1}{2}$ in. o/d (u/c retraction pressure emergency) flexible pipe - coupling	1	-	C	MJ.1
30327	Short & Harland 7015							VALVE, Shuttle Spares for:-	1	-	A	MJ.1
30328	Short & Harland PD183/C							CAP, blanking	1	S1	C	MJ.1
30784	Short & Harland 701515							GUIDE	1	S96	C	MJ.1
30330	Short & Harland 701514							SPRING	1	DTD215	C	MJ.1
30331	Short & Harland 701513							VALVE	1	S97	C	MJ.1

HYDRAULIC - STARBOARD WING

Ref. No	Part No.	Description						No. off	Material Specification	Class of Eqp. M.R. or L.M.	Plate No.
		1	2	3	4	5	6				
27QM/4143227	Dowty 1-00032-001	VALVE, Transfer Group (For spares see AP.4515B, Vol.3) Attachments for transfer valve to bracket						1	-	A	MJ.1
28D/1200119	A25/4C	Bolt, 2BA						2	-	C	
28D/9435710	A25/11C	Bolt, 2BA						1	-	C	
5528	EA3.73.797	Clip						1	-	C	MJ.1
	-	PIPING, Hydraulic Rib 'E' Wheel Bay Assembly (KB8.73.356)						-	-	-	
30703	EB8.73.409	Spares for:- PIPE, 1/2 in. o/d (u/c down pressure) sequence valve - tee-piece						1	-	C	MJ.1
27QM/4143190	Dowty D401.Y.Mk.J	VALVE, Sequence (For spares see AP.4515B, Vol.3) Attachment of sequence valve to structure						1	-	A	MJ.1
28D/9140647	A25/14C	Bolt, 2BA						2	-	C	
28M/9403520	A27/CP	Nut, 2BA						2	-	C	
28W/9416643	SP47/C	Washer, spring						2	-	C	
	-	PIPING, Hydraulics for Air Brakes and Aileron Inner Wing (EB8.73.360)						-	-	-	
28F/8011883	AGS1102/B	COUPLING, union body						4	-	C	MJ.2
28F/9471001	AGS1102/C	COUPLING, union body						4	-	C	MJ.2
28F/1013402	AGS1111/B	COUPLING, bulkhead union Attachment of coupling to structure						2	-	C	MJ.2
28D/1008149	A25/2B	Bolt, 4BA						3	-	C	
28M/1278189	AGS2001/B1	Nut, stiff, 4BA						3	-	C	
28W/9419474	SP15/B	Washer, 4BA						3	-	C	
28F/1036557	AGS1111/C	COUPLING, bulkhead union Attachment of coupling to structure						4	-	C	MJ.2
28D/9133011	A25/2C	Bolt, 2BA						3	-	C	
28M/1278190	AGS2001/C1	Nut, stiff, 2BA						3	-	C	
28W/9419475	SP15/C	Washer						3	-	C	
27713	EB8.73.860	PIPE, 3/8 in. o/d (Pre Mod 3065)						1	-	C	
37185	EB8.73.2540	PIPE, 3/8 in. o/d (Mod 3065)(inboard aileron jack pressure) fuselage side - connection between ribs 4-5						1	-	C	MJ.2
27712	EB8.73.862	PIPE, 3/8 in. o/d (Pre Mod 3065)						1	-	C	
37187	EB8.73.2542	PIPE, 3/8 in. o/d (Mod 3065)(inboard aileron jack pressure) connection between ribs 4-5-head union rib 7						1	-	C	MJ.2
27715	EB8.73.856	PIPE, 3/8 in. o/d (Pre Mod 3065)						1	-	C	

RESTRICTED

SERVICES
HYDRAULIC - STARBOARD WING

Ref. No	Part No.	Description						No. off	Material Specification	Class of Eqt. M.R. or L.M.	Plate No.	
		1	2	3	4	5	6					
37189	EB8.73.2544							PIPE, $\frac{3}{8}$ in. o/d (Mod 3065) (controls return) fuselage side - connection between ribs 4-5	1	-	C	MJ.2
27714	EB8.73.858							PIPE, $\frac{3}{8}$ in. o/d (Pre Mod 3065)	1	-	C	
37191	EB8.73.2546							PIPE, $\frac{3}{8}$ in. o/d (Mod 3065) (controls return) connection between ribs 4-5 - bulkhead union rib 7	1	-	C	MJ.2
27721	EB8.73.844							PIPE, $\frac{1}{2}$ in. o/d (air brake in pressure) fuselage side - connection between ribs 4-5 (See pipe chart)	1	-	C	MJ.2
27720	EB8.73.846							PIPE, $\frac{1}{2}$ in. o/d (air brakes in pressure) connection between ribs 4-5 - connection forward rib 7 (See pipe chart)	1	-	C	MJ.2
27723	EB8.73.840							PIPE, $\frac{1}{2}$ in. o/d (air brake out pressure) fuselage side - connection between 4-5 (See pipe chart)	1	-	C	MJ.2
27722	EB8.73.842							PIPE, $\frac{1}{2}$ in. o/d (air brake out pressure) connection between ribs 4-5 - connection forward rib 7 (See pipe chart)	1	-	C	MJ.2
27717	EB8.73.852							PIPE, $\frac{3}{8}$ in. o/d (Pre Mod 3065)	1	-	C	
37183	EB8.73.2538							PIPE, $\frac{3}{8}$ in. o/d (Mod 3065) (outboard aileron jack pressure) fuselage side - connection ribs 4-5	1	-	C	MJ.2
27716	EB8.73.854							PIPE, $\frac{3}{8}$ in. o/d (Pre Mod 3065)	1	-	C	
37195	EB8.73.2550							PIPE, $\frac{3}{8}$ in. o/d (Mod 3065) (outboard aileron jack pressure) connection between 4-5 - bulkhead union rib 7	1	-	C	MJ.2
27719	EB8.73.848							PIPE, $\frac{3}{8}$ in. o/d (Pre Mod 3065)	1	-	C	
37181	EB8.73.2536							PIPE, $\frac{3}{8}$ in. o/d (Mod 3065) (controls pressure) fuselage side - connection between ribs 4-5	1	-	C	MJ.2
27718	EB8.73.850							PIPE, $\frac{3}{8}$ in. o/d (Pre Mod 3065)	1	-	C	
37193	EB8.73.2548							PIPE, $\frac{3}{8}$ in. o/d (Mod 3065) (controls pressure) connection between ribs 4-5 - bulkhead union rib 7	1	-	C	MJ.2
981	ERAS20/2/DR							TAB, locking	4	L72	C	MJ.2
3412	ERAS20/3/DR							TAB, locking	2	L72	C	MJ.2
28F/9128928	AGS1115/2							WASHER, plate	2	-	C	MJ.2
28F/9128929	AGS1115/4							WASHER, plate	2	-	C	MJ.2

SERVICES
HYDRAULIC - STARBOARD WING

Ref. No	Part No.	Description						No. off	Material Specification	Class of Eqpt. M.F. or L.M.	Plate No.
		1	2	3	4	5	6				
	-	PIPING, Hydraulic, For Air Brakes and Aileron Outer Wing, Assembly (EB8.73.362) Spares for:-						-	-	-	
32414	EB8.73.3069	ADAPTOR, bulkhead Attachment of adaptor to structure						4	S96	C	MJ.2
28D/9133011	A25/2C	Belt, 2BA						3	-	C	
28M/1278190	AGS2001/C1	Nut, stiff, 2BA						3	-	C	
28W/9419475	SP15/C	Washer, 2BA						3	-	C	
28F/8011883	AGS1102/B	COUPLING, union body						4	-	C	MJ.2
28F/9471001	AGS1102/C	COUPLING, union body						2	-	C	MJ.2
28F/1036557	AGS1111/C	COUPLING, bulkhead union Attachment of coupling to structure						4	-	C	MJ.2
28D/9133011	A25/2C	Belt, 2BA						3	-	C	
28M/1278190	AGS2001/C1	Nut, stiff, 2BA						3	-	C	
28W/9419475	SP15/C	Washer, 2BA						3	-	C	
27711	EB8.73.458	PIPE, 3/8 in. o/d (Pre Mod 3065)						1	-	C	
37244	EB8.73.2670	PIPE, 3/8 in. o/d (Mod 3065)(controls return) bulkhead union rib 7 inner wing - bulkhead union rib 1 outer wing						1	-	C	MJ.2
30769	EB8.73.2242	PIPE, 3/8 in. o/d (Pre Mod 3065)						1	-	C	
32155	EB8.73.2674	PIPE, 3/8 in. o/d (Mod 3065)(controls return) bulkhead rib 1 - connection between ribs 2A-2						1	-	C	MJ.2
27710	EB8.73.460	PIPE, 3/8 in. o/d (Pre Mod 3065)						1	-	C	
37246	EB8.73.2672	PIPE, 3/8 in. o/d (Mod 3065)(controls return) connection between ribs 2A-2 - connection between ribs 3A-3						1	-	C	MJ.3
27709	EB8.73.462	PIPE, 3/8 in. o/d (Pre Mod 3065)						1	-	C	
37240	EB8.73.2664	PIPE, 3/8 in. (Mod 3065)(inboard aileron jack pressure) bulkhead union rib 7 inner wing - bulkhead union rib 1 outer wing						1	-	C	MJ.2
30768	EB8.73.2240	PIPE, 3/8 in. o/d (Pre Mod 3065)						1	-	C	
32153	EB8.73.2666	PIPE, 3/8 in. o/d (Mod 3065)(inboard aileron jack pressure) bulkhead union rib 1 - connection between ribs 2A-2						1	-	C	MJ.2

SERVICES
HYDRAULIC - STARBOARD WING

Ref. No	Part No.	Description						No. off	Material Specification	Class of Eqpt. M.F. or L.M.	Plate No.
		1	2	3	4	5	6				

SERVICES
HYDRAULIC - STARBOARD WING

Ref. No	Part No.	Description						No. off	Material Specification	Class of Eqpt. M.F. or L.M.	Plate No.
		1	2	3	4	5	6				
27708	EB8.73.464							1	-	C	
37242	EB8.73.2668							1	-	C	MJ.2
	EB8.73.3074							1	-	C	MJ.2
27702	EB8.73.1658							1	-	C	MJ.2
27701	EB8.73.1660							1	-	C	MJ.2
	EB8.73.3076							1	-		MJ.2
27699	EB8.73.1664							1	-	C	MJ.2
27698	EB8.73.1666							1	-	C	MJ.2
37510	EB8.73.3066							1	-	C	MJ.2
27706	EB8.73.468							1	-	C	
37234	EB8.73.2658							1	-	C	MJ.2
37512	EB8.73.3068							1	-	C	MJ.2

RESTRICTED

SERVICES
HYDRAULIC - STARBOARD WING

Ref. No	Part No.	Description						No. off	Material Specification	Class of Eqp. M.F. or L.M.	Plate No.
		1	2	3	4	5	6				
27704	EB8.73.472							1	-	C	
37238	EB8.73.2662							1	-	C	MJ.2
981	EEAS/20/2/DR							16	L72	C	MJ.2
28F/9128929	AGS1115/4							8	-	C	MJ.2
	-							-	-	-	
	Short & Harland										
32846	PD173/7							4	-	C	MJ.3
30676	EB8.73.1651							2	DTD4.23	C	MJ.3
30677	EB8.73.1653							2	DTD4.23	C	MJ.3
28D/9133011	A25/2C							6	-	C	
28M/1278190	AGS2001/C1							6	-	C	
28W/9419475	SP15/C							6	-	C	
28F/9423236	AGS1132/A							2	-	C	MJ.3
28F/9423237	AGS1132/B							2	-	C	MJ.3
28F/9423226	AGS1135/A							2	-	C	MJ.3
28F/9423227	AGS1135/B							2	-	C	MJ.3
28F/9471001	AGS1102/C							11	-	C	MJ.3
	Short & Harland										
32603	7039X5							2	-	A	MJ.3
32505	703902X1							1	-	A	MJ.3
32217	PD176/H							1	-	C	MJ.3
32213	703813							1	-	C	MJ.3
32215	PD151/15							4	-	C	MJ.3
32216	PD151/62							2	-	C	MJ.3
32214	703814							2	-	C	MJ.3
28D/9133012	A25/3C							2	-	C	
	EB8.73.2435							1	L72	IM	
28M/1278190	AGS2001/C1							2	-	C	
28W/9419475	SP15/C							2	-	C	
	Fairey										
27KF/4542582	(A) H797/2							2	-	A	MJ.3
6101491	EB8.20.6035							2	S98	C	MJ.3
28M/1011476	A27-JS							2	-	C	MJ.3
28P/1221260	SP90/E6							2	-	C	
28W/1007698	SP14-J							2	-	C	

SERVICES
HYDRAULIC - STARBOARD WING

Ref. No	Part No.	Description						No. off	Material Specification	Class of Eqpt. M.R. ct L.M.	Plate No.
		1	2	3	4	5	6				
27VA4626080	Dunlop 4/W14/261/8/8/31							2	-	B	MJ.3
27VA4626094	Dunlop 4/W14/261/37/37/30.5							2	-	B	MJ.3
27669	EB8.73.1624							1	-	C	
37278	EB8.73.2724							1	-	C	MJ.3
27667	EB8.73.1628							1	-	C	
37282	EB8.73.2728							1	-	C	MJ.3
27668	EB8.73.1626							1	-	C	
37280	EB8.73.2726							1	-	C	MJ.3
27666	EB8.73.1630							1	-	C	
37284	EB8.73.2730							1	-	C	MJ.3
30715	EB8.73.1634							1	-	C	
32131	EB8.73.2734							1	-	C	MJ.3
30714	EB8.73.1632							1	-	C	
32129	EB8.73.2732							1	-	C	MJ.3
27671	EB8.73.1610							1	-	C	
37272	EB8.73.2710							1	-	C	MJ.3
30879	EB8.73.1614							1	-	C	
32122	EB8.73.2714							1	-	C	MJ.3

SERVICES
HYDRAULIC - PORT WING

Ref. No	Part No.	Description						No. off	Material Specification	Class of Eqpt. M.R. or L.M.	Plate No.
		1	2	3	4	5	6				

SERVICES
HYDRAULIC - STARBOARD WING

Ref. No	Part No.	Description						No. off	Material Specification	Class of Eqpt. M.R. or L.M.	Plate No.
		1	2	3	4	5	6				
	EB8.73.1618							1	-	-	
37276	EB8.73.2718							1	-	C	MJ.3
	EB8.73.1612							1	-	C	
27670 37274	EB8.73.2712							1	-	C	MJ.3
	EB8.73.1616							1	-	C	
30880 32123	EB8.73.2716							1	-	C	MJ.3
	EB8.73.1620							1	-	C	
30712 32125	EB8.73.2720							1	-	C	MJ.3
	EB8.73.1622							1	-	C	
30713 32127	EB8.73.2722							1	-	C	MJ.3
28F/9128929	AGS1115/4							4	-	C	MJ.3
28F/9428452	AGS1186/A							4	-	C	MJ.3
28F/9428453	AGS1186/B							4	-	C	MJ.3
	-							-	-	-	
		PIPING, Hydraulic, Fuselage Side, in Main Undercarriage Bay Assembly (EB8.73.372) Spares for:-									
912	EA1.73.183							1	-	C	MJ.4
28F/9439533	AGS1129/B							1	-	C	MJ.4
28F/1057448	AGS1130/B							1	-	C	MJ.4
28F/9423227	AGS1135/B							2	-	C	MJ.4
911	EA1.73.277							1	S11	C	MJ.4
737	EA1.73.179							2	-	C	MJ.4
28D/9133014	A25/13C							2	-	C	
28M/9403520	A27/CP							2	-	C	
28W/9416643	SP47/C							2	-	C	
829	EA1.73.181							1	-	C	MJ.4
28D/9140647	A25/14C							2	-	C	
	AS2307/030							2	DTD610	LM	
28W/9419475	SP15/C							2	-	C	

RESTRICTED

SERVICES
HYDRAULIC - STARBOARD WING

Ref. No	Part No.	Description						No. off	Material Specification	Class of Eqpt. M.F. or L.M.	Plate No.
		1	2	3	4	5	6				
5526	KEAS9/13							3	L16	C	MJ.4
28D/1008149	A25/2B							1	-	C	
28M/1278189	AGS2001/B1							1	-	C	
5259	EEAS21/2/ERH							1	L72	C	MJ.4
28F/9439102	AGS1105/B							1	-	C	MJ.4
28F/1010341	AGS1106/B							2	-	C	MJ.4
28F/9476124	AGS1118/C							1	-	C	MJ.4
28F/9440882	AGS1120/11							1	-	C	MJ.4
27QM/4143591	Dowty 08246Y/C01							1	-	A	MJ.4
256	EA1.11.1013							2	DFD197	C	MJ.4
28N/9153394	AGS899/6							2	-	C	
28P/1207172	SP4/Y/F27							1	-	C	
28P/9560929	SP90/88							2	-	C	
28N/9153394	AGS899/6							1	-	C	
28P/1207871	SP4/Y/F12							1	-	C	
28P/9560929	SP90/88							1	-	C	
27VA/4626077	Dunlop 4/W14/261/8/ 8/18							1	-	B	MJ.4
27VA/4626076	Dunlop 4/W14/261/8/ 8/14							2	-	B	MJ.4
27682	EB8.73.1196							1	-	C	
30707	EB8.73.664							1	-	C	MJ.4
30671	EB8.73.1199							1	-	C	MJ.4
30670	EB8.73.1197							1	-	C	MJ.4
	EB8.73.660							1	-	C	MJ.4
	EB8.73.662							1	-	C	MJ.4
27681	EB8.73.1202							1	-	C	MJ.4

SERVICES
HYDRAULIC - STARBOARD WING

Ref. No	Part No.	Description						No. off	Material Specification	Class of Eqpt. M.R. or L.M.	Plate No.
		1	2	3	4	5	6				
27680	EB8.73.1204	PIPE, $\frac{3}{8}$ in. o/d (u/c down pressure - emergency) sequence valve - tee-piece (See pipe chart)						1	-	C	MJ.4
30906	EB8.73.2316	PIPE, $\frac{3}{8}$ in. o/d (u/c down pressure) tee-piece-tee-piece						1	-	C	MJ.4
30908	EB8.73.2318	PIPE, $\frac{1}{16}$ in. o/d (u/c retraction down pressure) tee-piece - thermal relief valve						1	-	C	MJ.4
30910	EB8.73.2320	PIPE, $\frac{1}{16}$ in. o/d (u/c retraction down pressure) thermal relief valve - tee-piece						1	-	C	MJ.4
30269	Short & Harland 7014	VALVE, Shuttle Assembly Spares for:-						1	-	A	MJ.4
30270	Short & Harland PD183/B	CAP, blanking						1	S1	C	
32194	Short & Harland 701416	GUIDE, valve						1	S96	C	MJ.4
31536	Short & Harland 701417	SPRING						1	-	C	MJ.4
30273	Short & Harland 701413	VALVE, shuttle						1	S97	C	MJ.4
27Q/4143176	Dowty D6209.Y.B01	VALVE, restrictor (For spares see AP.4515B, Vol.3)						1	-	A	MJ.4
27Q/4143237	Dowty O3371.Y.B01	VALVE, restrictor (For spares see AP.4515B, Vol.3)						1	-	A	MJ.4
27QM/4143196	Dowty D401.Y/Mk.M	VALVE, jack sequence (For spares see AP.4515B, Vol.3) Attachment of sequence valve to bracket						1	-	A	MJ.4
28D/9133014	A25/13C	Bolt, 2BA						2	-	C	
28W/9403520	A27/CP	Nut, plain, 2BA						2	-	C	
28W/9416643	SP47/C	Washer, spring, 2BA						2	-	C	
27QM/4674311	Dowty C8697Y.Mk.A	VALVE, thermal relief (For spares see AP.4515B, Vol.3) Attachment of thermal relief valve to structure						1	-	A	MJ.4
28D/9140647	A25/14C	Bolt, 2BA						2	-	C	
829	EA1.73.181	Clip						1	-	C	MJ.4
28M/1278190	AGS2001/C1	Nut, 2BA						2	-	C	
	AS2307/O30	Tube, distance 18 swg						2	DTD610	LM	
28W/9419475	SP15/C	Washer, 2BA						2	-	C	
28F/9428453	AGS1186/B	WASHER, sealing						5	-	C	MJ.4

RESTRICTED

SERVICES
HYDRAULIC - STARBOARD WING

Ref. No	Part No.	Description						No. off	Material Specification	Class of Eqp. M.R. of L.M.	Plate No.
		1	2	3	4	5	6				
	EB8.73.2387						PIPE, $\frac{1}{2}$ in. o/d (services by-pass) connection between ribs 2-3-connection between ribs 1 - root rib (See pipe chart)	1	-		MJ.6
	EB8.73.2381						PIPE, $\frac{3}{8}$ in. o/d (services pressure) "Avery" coupling - connection between ribs 2-3 (See pipe chart)	1	-		MJ.6
	EB8.73.2383						PIPE, $\frac{3}{8}$ in. o/d (services pressure) connection between ribs 2-3 connection between rib 1 and root rib (See pipe chart)	1	-		MJ.6
36380	EB8.73.2391						PIPE, $\frac{1}{2}$ in. o/d (services suction) "Avery" coupling - connection between ribs 2-3	1	-	C	MJ.6
36379	EB8.73.2389						PIPE, $\frac{3}{8}$ in. o/d (services suction) connection between ribs 2-3 connection between ribs 1 and root rib	1	-	C	MJ.6
27697	EB8.73.924						PIPE, $\frac{1}{2}$ in. o/d (Pre Mod 3065)	1	-	C	
37151	EB8.73.2476						PIPE, $\frac{1}{2}$ in. o/d (Mod 3065)(controls by-pass) "Avery" coupling - connection between ribs 1-2	1	-	C	MJ.6
27689	EB8.73.1890						PIPE, $\frac{1}{2}$ in. o/d (Pre Mod 3065)	1	-	C	
37153	EB8.73.2478						PIPE, $\frac{1}{2}$ in. o/d (Mod 3065)(controls by-pass) connection between ribs 1-2 - connection slant diaphragm	1	-	C	MJ.6
27696	EB8.73.936						PIPE, $\frac{3}{8}$ in. o/d (Pre Mod 3065)	1	-	C	
37147	EB8.73.2472						PIPE, $\frac{1}{2}$ in. o/d (Mod 3065)(controls suction) "Avery" coupling - connection between ribs 1-2	1	-	C	MJ.6
27695	EB8.73.938						PIPE, $\frac{1}{2}$ in. o/d (Pre Mod 3065)	1	-	C	
37149	EB8.73.2474						PIPE, $\frac{1}{2}$ in. o/d (Mod 3065)(controls suction) connection between ribs 1-2 - connection slant diaphragm	1	-	C	MJ.6
27694	EB8.73.1880						PIPE, $\frac{1}{2}$ in. o/d (Pre Mod 3065)	1	-	C	
37145	EB8.73.2470						PIPE, $\frac{1}{2}$ in. o/d (Mod 3065)(controls pressure) banjo connection - tee-piece	1	-	C	MJ.6
	EB8.73.2385						PIPE, $\frac{3}{8}$ in. o/d (Pre Mod 3065)	1	-	-	
37179	EB8.73.2533						PIPE, $\frac{3}{8}$ in. o/d (Mod 3065)(controls pressure)"Avery" coupling - tee-piece	1	-	C	MJ.6

RESTRICTED

SERVICES
HYDRAULIC - STARBOARD WING

Ref. No	Part No.	Description						No. off	Material Specification	Class of Eqpt. M.R. or L.M.	Plate No.
		1	2	3	4	5	6				
28F/9428453	AGS1186/B							2	-	C	MJ.6
	-							-	-	-	
28F/9423239	AGS1132/C							2	-	C	MJ.5
28F/9423241	AGS1132/D							2	-	C	MJ.5
28F/9423229	AGS1135/C							2	-	C	MJ.5
28F/4051562	AGS1109/A							2	-	C	MJ.5
27BA/	Lockheed AVA52C							2	-		MJ.5
27BA/4110824	AVA58C							1	-	B	MJ.5
27BA/9157278	AVA62C							1	-	B	MJ.5
27BA/9129094	AVA57C							1	-	B	MJ.5
	Lockheed AVA52D							2	-		MJ.5
27BA/9128850	AVA58D							1	-	B	MJ.5
27BA/9129093	AVA62D							1	-	B	MJ.5
27BA/9005722	AVA57D							1	-	B	MJ.5

SERVICES
HYDRAULIC - STARBOARD WING

Ref. No	Part No.	Description						No. off	Material Specification	Class of Eqpt. M.F. or L.M.	Plate No.
		1	2	3	4	5	6				
27BA/	Lockheed AVA50F	COUPLING, Avery Group						2	-		
		Consisting of:-									
27BA/9128852	AVA55F	FLANGE, half						1	-	B	MJ.5
27BA/9129094	AVA62F	NUT, union						1	-	B	MJ.5
27BA/4110815	AVA54F	UNION, half						1	-	B	MJ.5
28D/1010658	A25/1B	Attachment of couplings to structure						4	-	C	
28M/1278189	AGS200L/B1	Bolt, 4BA						4	-	C	
28W/9419474	SP15/B	Nut, stiff, 4BA						4	-	C	
		Washer, 4BA						4	-	C	
27VA/6325574	Dunlop 6/W14/262/8/8/11.5	PIPE, flexible, aft pump - "Avery" coupling						1	-	B	MJ.5
27VA/4626004	Dunlop 6/W14/262/8/8/28	PIPE, flexible, forward pump - "Avery" coupling						1	-	B	MJ.5
27VA/4626092	Dunlop 8/W14/261/8/8/17	PIPE, flexible, aft pump - "Avery" coupling						1	-	B	MJ.5
27VA/5759	Dunlop 8/W14/261/8/9/15.5	PIPE, flexible, forward pump - "Avery" coupling						1	-	B	MJ.5
27VA/4626070	Dunlop 12/W3/121/8/10/21	PIPE, flexible, aft pump "Avery" coupling						1	-	B	MJ.5
27VA/4626069	Dunlop 12/W3/121/8/9/26.5	PIPE, flexible forward pump - "Avery" coupling						1	-	B	MJ.5
37J/4602595	Type 180 Mk.27	PUMP, integral (For spares see AP.4515N, Vol.3)						2	-	A	MJ.5
981	EEAS20/2/DR	TAB, locking						12	L72	C	MJ.5
37J/1228	Integral Type 158	VALVE, non-return						2	-	A	MJ.5
28F/9429532	AGS1186/C	WASHER, sealing						4	-	C	MJ.5
28F/9428455	AS1186/D	WASHER, sealing						4	-	C	MJ.5
28F/9434374	AGS1186/E	WASHER, sealing						2	-	C	MJ.5
36344	EB8.73.681	WASHER, plate 18 swg						1	L72	LM	
	-	PIPING, Hydraulic to Flap Jack Assembly (EB8.73.374) Spares for:-						-	-	-	
28F/8011883	AGS1102/B	COUPLING, union body						6	-	C	MJ.8
28F/8011811	AGS1118/B	COUPLING, tee-piece						2	-	C	MJ.8
1242	EA3.73.773	CLIP, pipe						3	DTD610	C	MJ.8
		Attachment of clip to structure									
28D/1011006	A25/5B	Bolt, 4BA						1	-	C	
	AS2807/4/04	Tube, distance, 1/4 in. o/d 20 swg						1	T35	IM	
5259	EBAS21/2/ERH	Washer, 'D'						1	L72	C	MJ.8
		Attachment of clip to structure									
28D/1010658	A27/1B	Bolt, 4BA						1	-	C	
28M/9403519	A27/BP	Nut, 4BA						1	-	C	
5259	EBAS21/2/ERH	Washer, 'D'						1	L72	C	MJ.8

SERVICES
HYDRAULIC - STARBOARD WING

Ref. No	Part No.	Description						No. off	Material Specification	Class of Eqt. M.R. or L.M.	Plate No.
		1	2	3	4	5	6				
21817	EA9.73.287	FAIRLEAD						1	LFS21	C	MJ.8
28D/1011013	A25/13B	Attachment of fairlead to structure						2	-	C	
28W/9403519	A27/BP	Bolt, 4BA						2	-	C	
28W/9416642	SP47/B	Nut, 4BA						2	-	C	
27QM/4443561	Dowty 07016Y/C01	Washer, spring						2	-	C	
		JACK, Flap Unit (For spares see AP.4515B. Vol.3)						2	-	A	MJ.8
27673	EB8.73.548	PIPE, 1/4 in. o/d (flap retraction pressure) connection between ribs 1-2 inboard tee-piece between ribs 4-5 (See pipe chart)						1	-	C	MJ.8
27679	EB8.73.436	PIPE, 1/4 in. o/d (flap retraction pressure) connection tee-piece - connection between ribs 6-7 inboard (See pipe chart)						1	-	C	MJ.8
27675	EB8.73.444	PIPE, 1/4 in. o/d (flap retraction pressure) connection between ribs 6-7 inboard connection between ribs 1-2A outboard (See pipe chart)						1	-	C	MJ.8
30708	EB8.73.2151	PIPE, 1/4 in. o/d (flap retraction pressure) connection between ribs 1-2A outboard outer jack (See pipe chart)						1	-		MJ.8
27672	EB8.73.550	PIPE, 1/4 in. o/d (flap down pressure) connection between ribs 1-2 inboard tee-piece (See pipe chart)						1	-	C	MJ.8
27678	EB8.73.438	PIPE, 1/4 in. o/d (flap down pressure) tee-piece - connection between ribs 6-7 inboard (See pipe chart)						1	-	C	MJ.8
27674	EB8.73.446	PIPE, 1/4 in. o/d (flap down pressure) connection between ribs 6-7 inboard connection ribs 1-2A outboard (See pipe chart)						1	-	C	MJ.8
30709	EB8.73.2153	PIPE, 1/4 in. o/d (flap down pressure) connection between ribs 1-2A outboard - outer jack						1	-	C	MJ.8
30710	EB8.73.2155	PIPE, 1/4 in. o/d (flap retraction pressure) tee-piece - inner jack						1	-	C	MJ.8

SERVICES
HYDRAULIC - STARBOARD WING

Ref. No	Part No.	Description						No. off	Material Specification	Class of Eqpt. M.R. or L.M.	Plate No.
		1	2	3	4	5	6				

SERVICES

HYDRAULIC - STARBOARD WING

Ref. No	Part No.	Description						No. off	Material Specification	Class of Eqp. M.R. or L.M.	Plate No.
		1	2	3	4	5	6				
27BA/4110817	Lockheed AVA55B	COUPLING, "Avery", half						1	-	B	MJ.7
28D/1010658	A25/1B	Attachment of coupling to structure						6	-	C	
28W/1278189	AGS2001/B1	Bolt, 4BA						6	-	C	
28W/9419474	SP15/B	Nut, stiff, 4BA						6	-	C	
27B/4557438	-	Washer, 4BA						6	-	C	
28D/7002426	A25/1G	FILTER, "Vokes"						1	-	A	MJ.7
28W/9419476	SP15/G	Attachments of filter to structure						2	-	C	
-	-	Bolt, $\frac{5}{16}$ in. BSF						2	-	C	
-	-	Washer, $\frac{5}{16}$ in.						2	-	C	
27738	EB8.73.1295	GAUGE, Pressure and Mounting Assembly (EB8.73.1293)						-	-	-	MJ.7
28D/1010658	A25/1B	Spares for:-						1	L72	LM	MJ.7
28W/9419474	SP15/B	BRACKET, mounting 18 swg						8	-	C	
6A/1043429	-	Attachment of bracket to structure						8	-	C	
28S/1212708	A40/B16	Bolt, 4BA						1	-	B	MJ.7
28W/9419474	SP15/B	Washer, 4BA						4	-	C	
6A/1037412	-	GAUGE, pressure, Mk.14LL						4	-	C	
30682	EB8.73.1297	Attachment of gauge to bracket						4	-	C	
32121	EB8.73.2771	Screw, 4BA						4	-	C	
27657	EB8.73.2212	Washer, 4BA						1	-	C	MJ.7
37270	EB8.73.2708	PIPE, $\frac{3}{8}$ in. o/d (Pre Mod 3065)						1	-	C	MJ.7
33736	EB8.73.3258	PIPE, $\frac{3}{8}$ in. o/d (Mod 3065) (controls pressure)						1	-	C	MJ.7
36349	EB8.73.1256	pressure gauge choke						1	-	C	
37268	EB8.73.2706	PIPE, $\frac{3}{8}$ in. o/d (Pre Mod 3065)						1	-	C	
30718	EB8.73.1254	PIPE, $\frac{3}{8}$ in. o/d (Mod 3065) reservoir						1	-	C	
32120	EB8.73.2704	outlet (Pre Mod 3569)						1	Stainless Steel	C	
30717	EB8.73.1250	PIPE, $\frac{3}{8}$ in. o/d (Pre Mod 3065)						1	-	C	
32118	EB8.73.2700	PIPE, $\frac{3}{8}$ in. o/d (Mod 3065) (controls suction) reservoir - tee-piece						1	-	C	MJ.7
27659	EB8.73.1252	PIPE, $\frac{3}{8}$ in. o/d (Pre Mod 3065)						1	-	C	
37266	EB8.73.2702	PIPE, $\frac{3}{8}$ in. o/d (Mod 3065) (controls suction) tee-piece - filter						1	-	C	MJ.7
		PIPE, $\frac{3}{8}$ in. o/d (Pre Mod 3065)						1	-	C	
		PIPE, $\frac{3}{8}$ in. o/d (Mod 3065) (controls suction) filter - connection between ribs C-D						1	-	C	MJ.7
		PIPE, $\frac{3}{8}$ in. o/d (Pre Mod 3065)						1	-	C	
		PIPE, $\frac{3}{8}$ in. o/d (Mod 3065) (controls suction) connection between ribs G-D - Connection between ribs A-B						1	-	C	MJ.7

RESTRICTED

SERVICES
HYDRAULIC - STARBOARD WING

Ref. No	Part No.	Description						No. off	Material Specification	Class of Eqpt. M.R. or L.M.	Plate No.
		1	2	3	4	5	6				
37262	EB8.73.1246	PIPE,	$\frac{1}{2}$	in.	o/d	(Pre Mod 3065)	1	-	-		
	EB8.73.2696	PIPE,	$\frac{1}{2}$	in.	o/d	(Mod 3065)(controls return) connection between ribs C-D - connection between ribs A-B	1	-	C	MJ.7	
33202	EB8.73.3114	PIPE,	$\frac{1}{2}$	in.	o/d	(Mod 3134) or	1	Tungum	C	MJ.7	
33206	EB8.73.3118	PIPE,	$\frac{1}{2}$	in.	o/d	(Mod 3134)(controls return) reservoir - connection	1	Stainless Steel	C	MJ.7	
33204	EB8.73.3116 or	PIPE,	$\frac{1}{2}$	in.	o/d	(Mod 3134) or	1	Tungum	C	MJ.7	
33208	EB8.73.3120	PIPE,	$\frac{1}{2}$	in.	o/d	(Mod 3134)(controls return) connection between ribs C-D - connection between ribs A-B	1	Stainless	C	MJ.7	
27660	EB8.73.1248	PIPE,	$\frac{1}{2}$	in.	o/d	(Pre Mod 3065)	1	-	C		
37264	EB8.73.2698	PIPE,	$\frac{1}{2}$	in.	o/d	(Mod 3065)(controls return) connection between ribs A-B - connection inboard rib A	1	-	C	MJ.7	
27743	EB8.73.1257	PIPE,	$\frac{1}{2}$	in.	o/d	(Pre Mod 3065)	1	-	C		
37254	EB8.73.2685	PIPE,	$\frac{1}{2}$	in.	o/d	(Mod 3065)(controls pressure) reservoir - tee-piece	1	-	C	MJ.7	
27665	EB8.73.1230	PIPE,	$\frac{1}{2}$	in.	o/d	(Pre Mod 3065)	1	-	C		
37248	EB8.73.2676	PIPE,	$\frac{1}{2}$	in.	o/d	(Mod 3065)(controls pressure) tee-piece between ribs D-E - connection between ribs C-D	1	-	C	MJ.7	
27664	EB8.73.1232	PIPE,	$\frac{1}{2}$	in.	o/d	(Pre Mod 3065)	1	-	C		
37250	EB8.73.2678	PIPE,	$\frac{1}{2}$	in.	o/d	(Mod 3065)(controls pressure) connection between ribs C-D - connection between ribs A-B	1	-	C	MJ.7	
36348	EB8.73.1234	PIPE,	$\frac{1}{2}$	in.	o/d	(Pre Mod 3065)	1	-	C		
37252	EB8.73.2680	PIPE,	$\frac{1}{2}$	in.	o/d	(Mod 3065) (tank ground filling) between tee-pieces	1	-	C	MJ.7	
27750	EB8.73.1235	PIPE,	$\frac{1}{2}$	in.	o/d	(Pre Mod 3065)	1	-	C		
37253	EB8.73.2681	PIPE,	$\frac{1}{2}$	in.	o/d	(Mod 3065)(tank ground filling) tee-piece - "Avery" coupling	1	-	C	MJ.7	
31470	EB8.73.2368	PIPE,	$\frac{3}{16}$	in.	o/d	(Pre Mod 3065)	1	-	C		
32163	EB8.73.2790	PIPE,	$\frac{3}{16}$	in.	o/d	(Mod 3065)(controls pressure) choke - pressure relay	1	-	C	MJ.7	
30683	EB8.73.1237	PIPE,	$\frac{1}{2}$	in.	o/d	(Pre Mod 3065)	1	-	C		

SERVICES
HYDRAULIC - STARBOARD WING

Ref. No	Part No.	Description						No. off	Material Specification	Class of Eqp. M.F. or L.M.	Plate No.
		1	2	3	4	5	6				
32114	EB8.73.2683	PIPE, 1/2 in. o/d (Mod 3065)(tank relief) tee-piece - pressure relief valve						1	-	C	MJ.7
27658	EB8.73.1292	PIPE, 3/8 in. o/d (Pre Mod 3065)						1	-	C	
37256	EB8.73.2688	PIPE, 3/16 in. o/d (Mod 3065)(controls pressure) choke - pressure relay						1	-	C	MJ.7
30716	EB8.73.1240	PIPE, 1/2 in. o/d (Pre Mod 3065)						1	-	C	
32116	EB8.73.2690	PIPE, 1/2 in. o/d (Mod 3065) tank relief) pressure relief valve - outlet						1	-	C	MJ.7
27VA/462598	Dunlop ACM18798	RELAY, pressure (For spares see AP.4515C, Vol.3)						1	-	A	MJ.7
27QM/4143442	Dowty A11147Y	RESERVOIR, (For spares see AP.4515B, Vol.3) (For attachments see section GC, Page 28)						1	-	A	MJ.7
981	ERAS20/2/DR	TAB, locking						1	L72	C	MJ.7
3412	ERAS20/3/DR	TAB, locking						2	L72	C	MJ.7
27QM/4143150	Dowty D8283.Y.Mk.C	VALVE, pressure relief (For spares see AP.4515B, Vol.3)						1	-	A	MJ.7
28F/4051641	AGS1115/3	WASHER, plate						1	-	C	MJ.7
28F/4051553	AGS1115/7	WASHER, plate						1	-	C	MJ.7
28F/4051814	AGS1115/9	WASHER, plate						1	-	C	MJ.7
28F/9428453	AGS1186/B	WASHER, sealing						2	-	C	MJ.7
28F/9428455	AGS1186/D	WASHER, sealing						2	-	C	MJ.7
28F/9428456	AGS1186/F	WASHER, sealing						2	-	C	MJ.7

SERVICES
HYDRAULIC - STARBOARD WING

Ref. No	Part No.	Description						No. off	Material Specification	Class of Eqpt. M.R. or L.M.	Plate No.
		1	2	3	4	5	6				

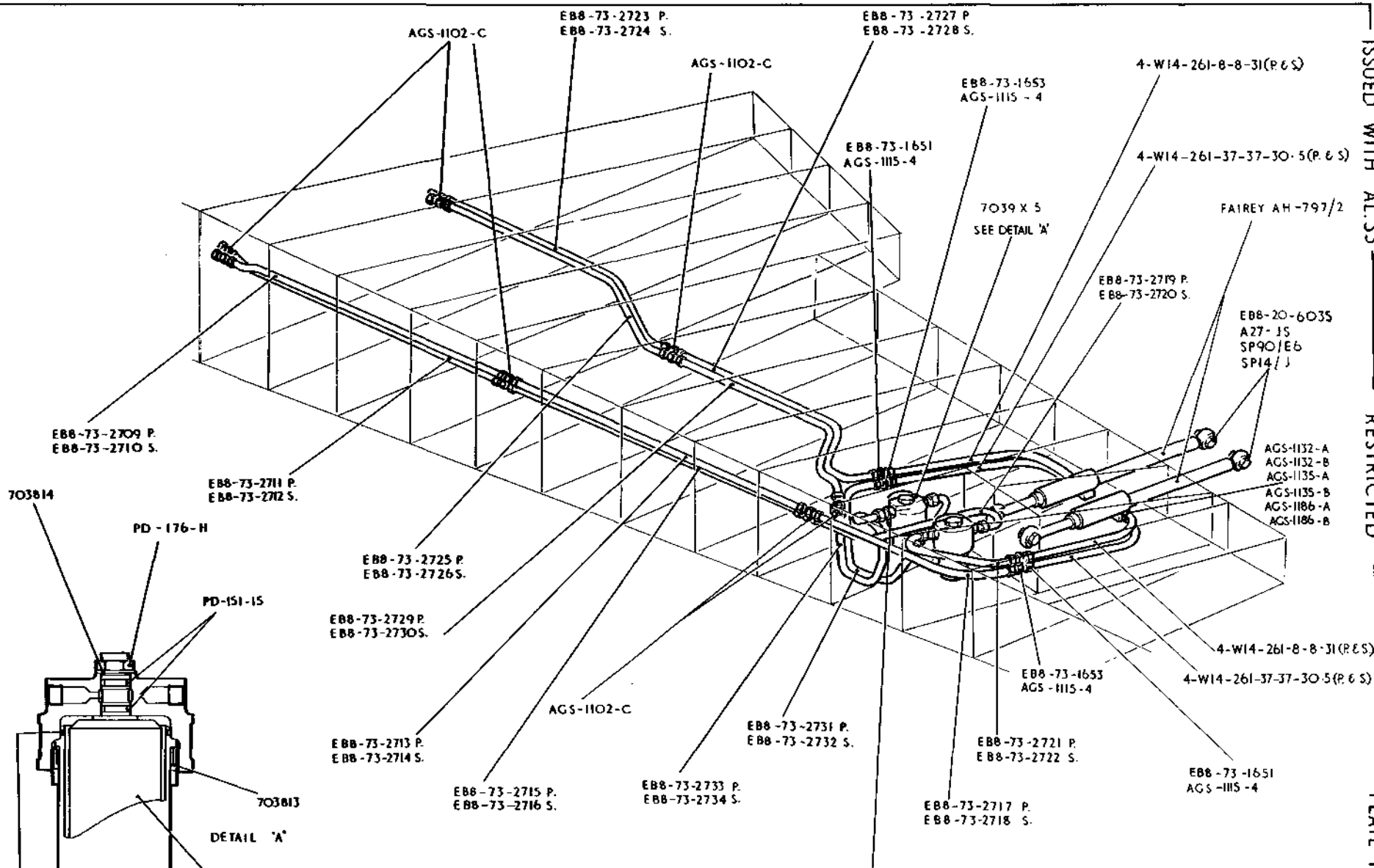
SERVICES
HYDRAULIC - STARBOARD WING

Ref. No	Part No.	Description						No. off	Material Specification	Class of Eqpt. M.F. or L.M.	Plate No.
		1	2	3	4	5	6				
	-	PIPING, Hydraulic on Fixed Fairing Assembly (EB8.73.1286)						-	-	-	
		Spares for:-									
1875	EA3.73.601	ADAPTOR						1	-	C	Q.1
28F/9504828	AGS1147/A	COUPLING						1	-	C	Q.1
28F/9130662	AGS1147/B	COUPLING						1	-	C	Q.1
28F/8011809	AGS1104/B	COUPLING						1	-	C	Q.1
1876	EA3.73.599	COUPLING, tee-piece						1	DTD683	C	Q.1
28F/9453689	AGS1148/A	NUT						2	-	C	Q.1
28F/1010558	AGS1148/B	NUT						2	-	C	Q.1
27VA/5667	Dunlop 2/W14/261/8/10/30	PIPE, flexible return						1	-	B	Q.1
27VA/5680	Dunlop 4/W14/261/8/10/26.5	PIPE, flexible brake pressure						1	-	B	Q.1
30719	EB8.73.1288	PIPE, 1/4 in. o/d (wheel brake pressure) flexible pipe - connection at inflation valve						1	-	C	Q.1
30720	EB8.73.1290	PIPE, 3/16 in. o/d (wheel brake return) flexible pipe - coupling						1	-	C	Q.1
28F/9701165	AGS2096	VALVE, inflation						1	-	B	Q.1
28F/8014021	AGS1138/B	WASHER, jointing						3	-	C	Q.1
28F/9157965	AGS1149/1	WASHER, plate						4	-	C	Q.1
28F/9130664	AGS1149/2	WASHER, plate						2	-	C	Q.1
	-	PIPING, Hydraulics for Air Brake (Rib 3) Assembly (EB8.73.1300)						-	-	-	
		Spares for:-									
28F/8011809	AGS1104/B	ADAPTOR						1	-	C	MJ.2
28F/9439533	AGS1129/B	BODY, banjo						1	-	C	MJ.2
28F/9423227	AGS1135/B	BOLT, banjo						1	-	C	MJ.2
5258	EBAS143-6-H	CLIP, pipe Attachment of clip to structure						2	DTD610	C	MJ.2
28D/1010658	A25/1B	Bolt, 4BA						1	-	C	
28M/1278189	AGS2001/B1	Nut, stiff, 4BA						1	-	C	
5259	EBAS21/2/ERH	Washer 'D'						2	L16	C	
28F/1013402	AGS1111/B	COUPLING, union body						2	-	C	
27QM/1446726	Dowty Rotol 103035001	JACK, Air Brake (For spares see AP.4515A, Vol.3) (Mod Dowty AC6945)						1	-	A	MJ.2
30721	EB8.73.1302	PIPE, 1/4 in. o/d (air brake in pressure) jack - connection						1	-	C	MJ.2
30722	EB8.73.1304	PIPE, 1/4 in. o/d (air brake out pressure) jack - connection						1	-	C	MJ.2
28F/9128928	AGS1115/2	WASHER, plate						2	-	C	MJ.2
28F/8014021	AGS1138/B	WASHER, jointing						3	-	C	MJ.2

RESTRICTED

SERVICES
HYDRAULIC - STARBOARD WING

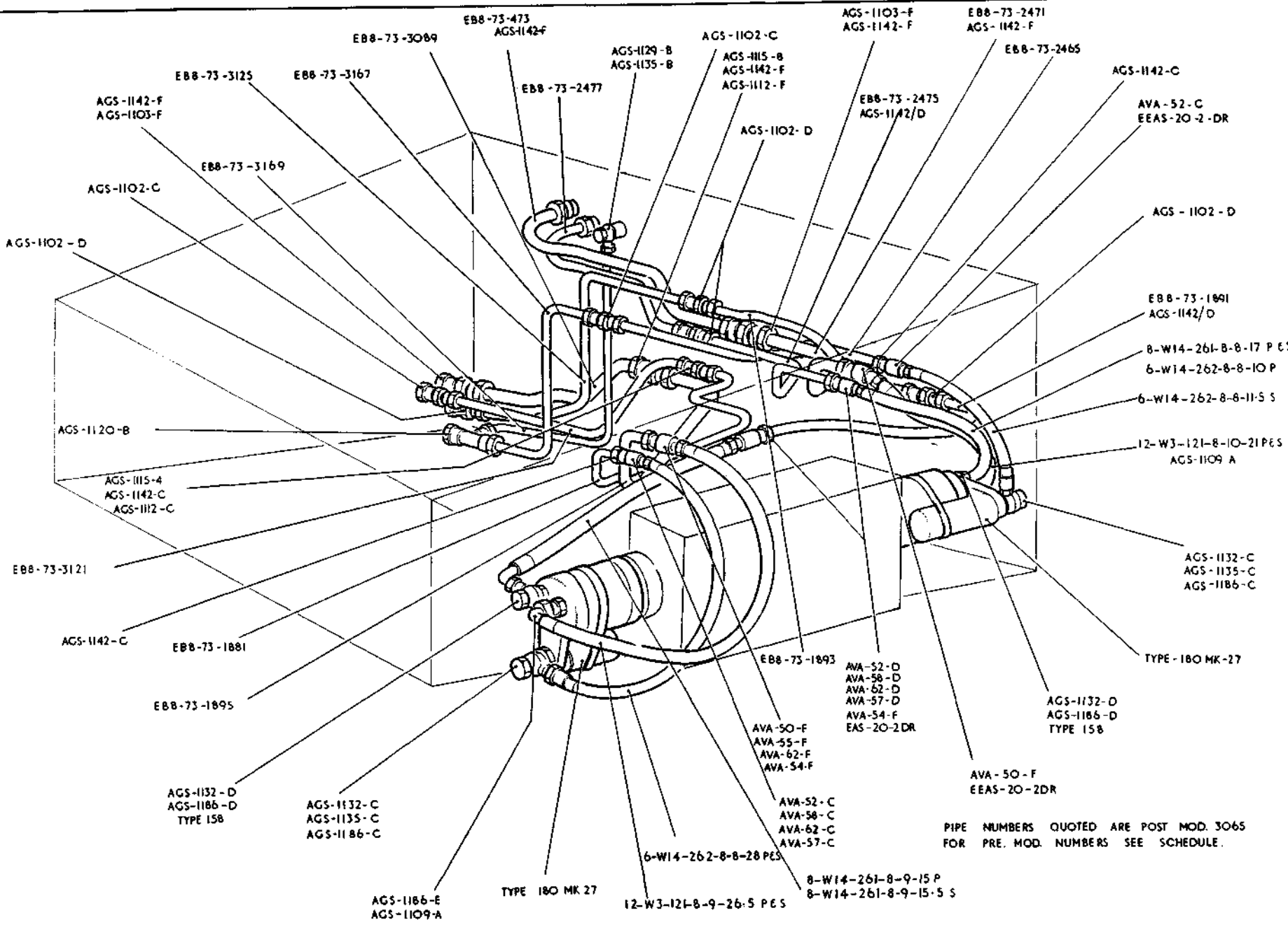
Ref. No	Part No.	Description						No. off	Material Specification	Class of Eqpt. M.P. or L.M.	Plate No.
		1	2	3	4	5	6				



PIPE NUMBERS QUOTED ARE POST MOD. 3065
 FOR PRE. MOD. NUMBERS - SEE SCHEDULE

CANBERRA PR MK 9

HYDRAULICS - WINGS

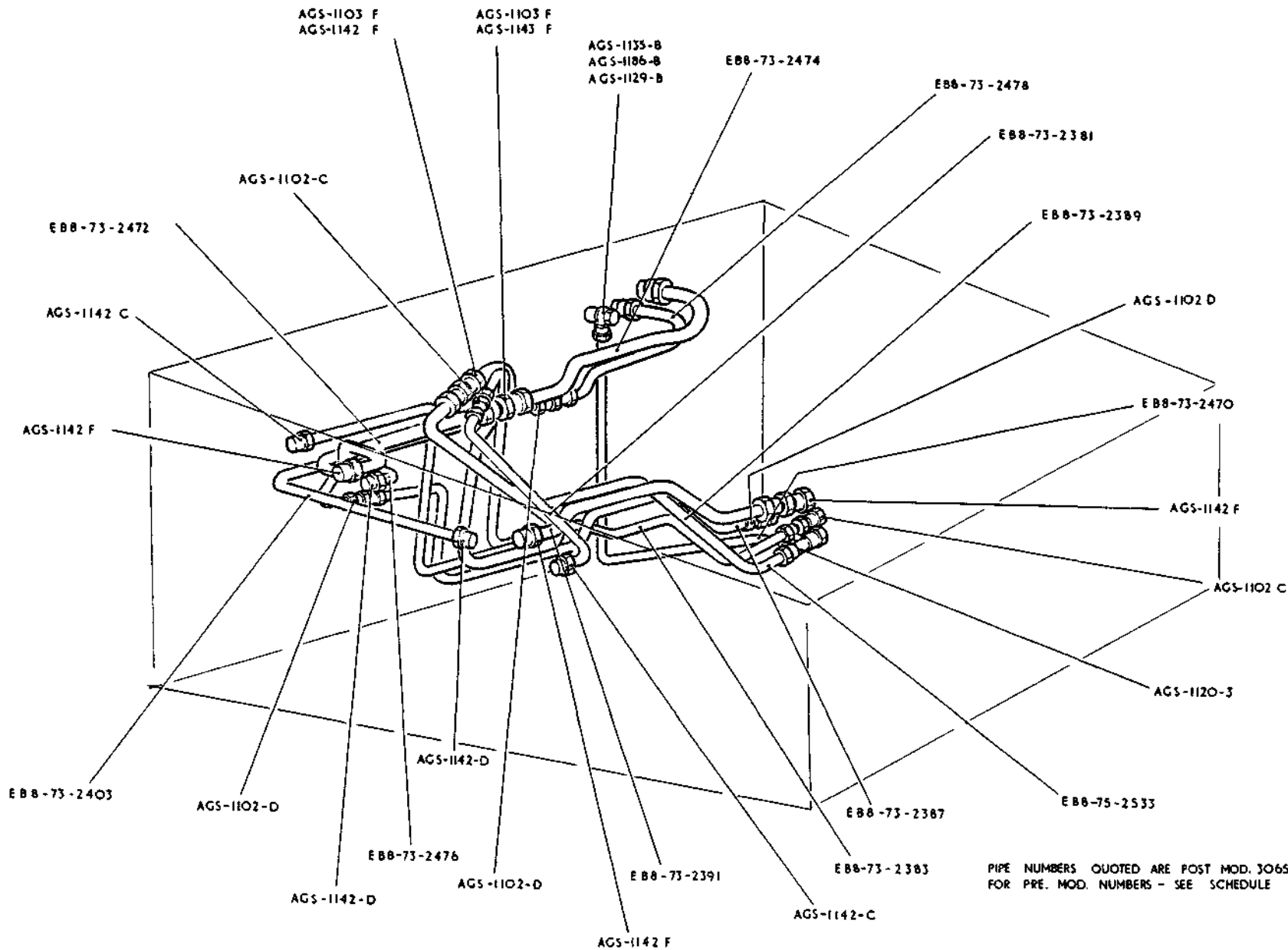


PIPE NUMBERS QUOTED ARE POST MOD. 3065
 FOR PRE. MOD. NUMBERS SEE SCHEDULE.

ISSUED WITH AL 23

RESTRICTED

PLATE No. M.J.S



PIPE NUMBERS QUOTED ARE POST MOD. 3065
FOR PRE. MOD. NUMBERS - SEE SCHEDULE

This file was downloaded
from the RTFM Library.
Link: www.scottbouch.com/rtfm
Please see site for usage terms,
and more aircraft documents.

