

SERVICES
HYDRAULIC SYSTEM

Part Number	Description	No. Off	Mati. Spec.	Plate No.
EB6.73.5	HYDRAULIC EQUIPMENT IN CENTRE FUSELAGE, ASSEMBLY	—	—	SH9/1
EA6.73.283	Consisting of :— HYDRAULIC EQUIPMENT CIRCUIT ASSEMBLY	—	—	
MESSIER 8076/52	Spares for :— . . DIVIDER, flow	2	—	SH9/2
A26/15E	Attaching parts for 8076/52 (EA3.73.485) :—	2	—	SH9/3
A25/21E	. . Bolt, 1/4" BSF	2	—	SH9/4
A27EP	. . Nut, 1/4" BSF	4	—	SH9/5
AS2806/5/06	. . Tube, distance	2	—	SH9/5A
SP47E	. . Washer, spring	4	—	SH9/5B
VOKES E30L1"/7915	. . FILTER	1	—	SH9/6
or E30L1"/22537	. . FILTER	1	—	
10069 N & Z	. . GAUGE, pressure	1	—	SH9/7
or SIS. 3592	. . GAUGE, pressure, Mk. 14 LL			
DOWTY 1.00522.001	. . Jack, bomb door, front assembly (EA3.73.643) (For spares see AP4515B, Vol. 3)	1	—	SH9/8
DOWTY 1.00523.001	. . JACK, bomb door, rear assembly (EA3.73.641) (For spares see AP4515B, Vol. 3)	1	—	SH9/9
ELECTRO HYDRAULICS 7391	. . RELAY, HYDRAULIC PRESSURE GAUGE	1	—	SH9/10
9913	Consisting of :—			
9938	. . . ADAPTOR, outlet to gauge	1	—	
73082	. . . ADAPTOR, hydraulic supply inlet	1	—	
30M36X4	. . . BODY	1	DTD130B	
73081	. . . CIRCLIP, nut to body	1	—	
73039	. . . CYLINDER	1	S1	
73083	. . . NUT, cylinder to body	1	—	
40044	. . . PISTON	1	L1	
7379	. . . PLUG, bleed	1	—	
739112	. . . RESTRICTOR	1	—	
739113	. . . RING, piston	1	—	
739114	. . . RING, piston	1	—	
2M14X10	. . . RING, sealing, cylinder to body	1	—	
30A9437135	. . . WASHER, at adaptors and restrictor	3	—	
DOWTY 408Y.MK.AN	. . . WIRE, locking	QR	—	
DOWTY 408Y.BN	. . SELECTOR and non-return valve, for flap and air brake isolation (Pre-Mod 3937)	1	—	SH9/11
AGS2096A LOCKHEED UMC706 LOCKHEED UMC706/4 DOWTY 5240Y	. . SELECTOR and non-return valve, for flap and air brake isolation (Mod 3937)	1	—	
	. . VALVE, charging	1	—	SH9/12
	. . VALVE, non-return 3/8" BSP (Pre-Mod 3368)	1	—	SH9/13
	. . VALVE, non-return, 3/8" BSP (Mod 3368)	1	—	
	. . VALVE, non-return, flap and air brake isolation	1	—	SH9/14

SERVICES
HYDRAULIC SYSTEM

Part Number	Description	No. Off	Mtl. Spec.	Plate No.
DOWTY C1034Y/Q	. . VALVE, pressure relief, flaps 'down' (For spares see AP4515B, Vol.3)	1	-	SH9/15
DOWTY D657Y	. . VALVE, restrictor (For spares see AP4515B, Vol.3)	1	-	SH9/16
DOWTY C1183Y.Mk.B	. . VALVE, rotary control, nosewheel (Pre-Mod 3937) (For spares see AP4515B, Vol.3)	1	-	SH9/17
DOWTY D1183Y.BO2	. . VALVE, rotary control (Mod 3937) Attaching parts for D1183Y.BO2 :-	1	-	
A25/12C	. . Bolt, 2BA	2	-	SH9/17A
A27CP	. . Nut, 2BA	2	-	SH9/17B
SP47C	. . Washer, spring	2	-	SH9/17C
DOWTY 6330	. . VALVE, solenoid operated Attaching parts for 6330 :-	1	-	SH9/18
A25/10C	. . Bolt, 2BA	2	-	SH9/18A
DOWTY C4603Y/Mk.E EA3.73.399	. . VALVE, thermal relief MOUNTING OF ROTARY CONTROL VALVE AND ACTUATOR FOR WING FLAPS, ASSEMBLY Spares for :-	7 -	- -	SH9/19 SH10/1
E.E.CO. LTD. BRADFORD TYPE 205 Mk. 6	. . ACTUATOR AND HYDRAULIC VALVE FOR FLAPS, ASSEMBLY Consisting of :-	1	-	SH10/2
AED200152	. . . ACTUATOR, type 200, Mk. 1	1	-	SH10/3
5W4489231	. . . BRACKET, mounting, c/w label	1	-	SH10/4
DOWTY C408Y Mk L 408Y/BL	. . . VALVE (Pre-Mod 3937) . . . VALVE (Mod 3937) Attaching parts for Type 205, Mk. 6 :-	1 1	- -	SH10/5
A25/17C	. . Bolt, 2BA	2	-	SH10/6
A27CP	. . Nut, 2BA	2	-	SH10/7
AS2811/5/149	. . Tube, distance	2	L72	SH10/8
SP15C	. . Washer, plain	2	-	SH10/8A
SP47C	. . Washer, spring	2	-	SH10/8B
EEAS91/3	. . CLIP, pipe, double, 3/8" o/d	1	L72	SH10/9
EEAS143/8H	. . CLIP, pipe, single, 3/8" o/d bonding (Pre-Mod 5100)	20	L72	SH10/10
AS4526/6	. . CLIP, 3/8" (Alt. R60/39-Mod 5100) Attaching parts for EEAS91/3, EEAS143/8H and AS4526/6 :-	17	-	†
A25/3B	. . Bolt, 4BA (As required)	1	-	SH10/11
A25/1B	. . Bolt, 4BA (As required)	1	-	SH10/12
AGS2001B1	. . Nut, 4BA (As required)	1	-	SH10/13
SP15B	. . Washer, 4BA (As required)	1	-	SH10/13A
EEAS21/2ERH	. . Washer, 'D' (As required) (Pre-Mod 5100)	1	L72	SH10/14
EEAS237/17CH	. . Washer, 'D' (As required) (Alt. R60/39-Mod 5100)	1	-	†
AGS1118C	. . CONE, tee	3	-	SH10/15
AS3360B3B	. . LEAD, bonding (Pre-Mod 5100)	6	-	SH10/15A

SERVICES
HYDRAULIC SYSTEM

Ref. No.	Part No.	Description	No. off	Matl. Spec.	Cl. of Equip M.R. L.M.	Plate No.
784	EA3.73.423	. . PIPE, assembly, from selector to reducing union cone aft of frame 18, flaps 'up' line	1	DTD5019	C	SH10/16
785	EA3.73.425	. . PIPE, assembly, from selector to reducing union cone aft of frame 18, flaps 'down' line	1	DTD5019	C	SH10/17
1718	EA3.73.427	. . PIPE, assembly, from tee cone to adaptor cone (starboard) in pipe run connecting port and starboard undercarriage door jack 'closed'	1	DTD5019	C	SH10/18
1721	EA3.73.429	. . PIPE, assembly, from flap selector tee cone (aft) to air brake tee in reservoir return line	1	DTD5019	C	SH10/19
788	EA3.73.431	. . PIPE, assembly, from flap, selector tee (forward) to tee cone aft of frame 17 in reservoir return line	1	L56	C	SH10/20
786	EA3.73.433	. . PIPE, assembly, from flap selector to tee cone in reservoir return line	1	L56	C	SH10/21
787	EA3.73.437	. . PIPE, assembly, from flap selector to tee cone (aft)	1	DTD5019	C	SH10/22
1720	EA3.73.439	. . PIPE, assembly, from tee cone aft flap selector to air brake selector	1	DTD5019	C	SH10/23
3495	EA3.73.845	. . PIPE, assembly, from flap selector tee forward to 4-way union cone in reservoir return line	1	L56	C	SH10/24
	EB6.73.15	. MOUNTING OF ROTARY CONTROL VALVES AND ACTUATORS FOR UNDERCARRIAGE AND BOMB DOORS, ASSEMBLY Spares for:—	—	—	—	SH11/1
	E.E. CO. LTD. BRADFORD TYPE 204 MK.6	. . ACTUATOR, UNDERCARRIAGE ROTARY CONTROL VALE, ASSEMBLY Consisting of:—	1	—	—	SH11/2
5W/4511895	AED200152	. . . ACTUATOR, type 200 Mk. 1	1	—	A	SH11/3
5W/4489230	↑ DOWTY	. . . BRACKET, mounting, c/w label	1	—	B	SH11/4
27QM/4143270	C408Y/Mk.Q	. . . VALVE (Pre—Mod 3937)	1	—	A	SH11/5
27QM/4143270	408Y/BQ	. . . VALVE (Mod 3937)	1	—	A	
28D/1214311	A25/17C	. . . Attaching parts for Type 204 Mk. 6:— Bolt, 2BA	2	—	C	SH11/6
28M/9403520	A27CP	. . . Nut, 2BA	2	—	C	SH11/7
	AS2811.5.149	. . . Tube, distance	2	L62	—	SH11/8
28W/9419475	SP15C	. . . Washer, plain	2	—	C	SH11/8A
28W/9416643	SP47C	. . . Washer, spring	2	—	C	SH11/8B
	E.E. CO. LTD. BRADFORD TYPE 206 Mk.6	. . ACTUATOR, BOMB DOOR ROTARY CONTROL VALVE, ASSEMBLY Consisting of:—	1	—	—	SH11/9
5W/4511895	AED200152	. . . ACTUATOR, type 200 Mk. 1	1	—	A	SH11/10
5W/4489232	↑ DOWTY	. . . BRACKET, mounting, c/w label	1	—	B	SH11/11
27QM/4143276	C408Y/Mk.R	. . . VALVE (Pre—Mod 3937)	1	—	A	SH11/12
27QM/4143276	408Y/BR	. . . VALVE (Mod 3937)	1	—	A	
28D/1214311	A25/17C	. . . Attaching parts for Type 206 Mk. 6:— Bolt, 2BA	2	—	C	SH11/13
28M/9403520	A27CP	. . . Nut, 2BA	2	—	C	SH11/14
	AS2811.5.149	. . . Tube, distance	2	L62	—	SH11/15
28W/9419475	SP15C	. . . Washer, plain	2	—	C	SH11/15A
28W/9416643	SP47C	. . . Washer, spring	2	—	C	SH11/15B

SERVICES
HYDRAULIC SYSTEM

Ref. No.	Part No.	Description	No. off	Matl. Spec.	Cl. of Equip. M.R. L.M.	Plate No.
5260	EEAS143/5H	. . CLIP, pipe, single, 1/4" o/d, bonding (Pre—Mod 5100)	8	L72	C	SH11/16
5258	EEAS143/6H	. . CLIP, pipe, single, 1/4" o/d, bonding (Pre—Mod 5100)	2	L72	C	SH11/17
5348	EEAS143/8H	. . CLIP, pipe, single, 3/8" o/d, bonding (Pre—Mod 5100)	7	L72	C	SH11/18
5544	EEAS143/21H	. . CLIP, pipe, single, 1/2" o/d, bonding (Pre—Mod 5100)	2	L72	C	SH11/19
5521	EEAS143/24H	. . CLIP, pipe, single, 3/4" o/d, bonding (Pre—Mod 5100)	2	L72	C	SH11/20
5K/6323922	AS4526/3	. . CLIP, 3/16" (Alt. R60/39—Mod 5100)	5	—	C	†
5K/4345976	AS4526/4	. . CLIP, 1/4" (Alt. R60/39—Mod 5100)	1	—	C	†
5K/4345977	AS4526/6	. . CLIP, 3/8" (Alt. R60/39—Mod 5100)	6	—	C	†
5K/4345978	AS4526/8	. . CLIP, 1/2" (Alt. R60/39—Mod 5100)	1	—	C	†
5K/4345980	AS4526/12	. . CLIP, 3/4" (Alt. R60/39—Mod 5100)	1	—	C	†
		Attaching parts for EEAS143/5H, EEAS143/6H, EEAS143/8H, EEAS143/21H, EEAS143/24H, AS4526/3, AS4526/4, AS4526/6, AS4526/8 and AS4526/12:—				
28D/1010658	A25/1B	. . Bolt, 4BA (As required)	1	—	C	SH11/21
28D/9133012	A25/3C	. . Bolt, 2BA (As required)	1	—	C	SH11/22
28M/1278189	AGS2001B1	. . Nut, 4BA (As required)	1	—	C	SH11/23
28M/1012015	AGS2001C1/66	. . Nut, 2BA (As required)	1	—	C	SH11/24
28W/9419475	SP15C	. . Washer, plain (As required)	1	—	C	SH11/24A
5259	EEAS21/2ERH	. . Washer, 'D' (As required) (Pre—Mod 5100)	1	L72	C	SH11/25
45932	EEAS237/17CH	. . Washer, 'D' (As required) (Alt. R60/39—Mod 5100)	1	—	C	†
	EEAS239/1CH	. . Washer, 'D' (As required) (Alt. R60/39—Mod 5100)	1	—	LM	†
	EEAS239/2CH	. . Washer, 'D' (As required) (Alt. R60/39—Mod 5100)	1	—	LM	†
28F/9476124	AGS1118C	. . CONE, tee	2	—	C	SH11/26
28F/4051566	AGS1120/3	. . CONE, tee	2	—	C	SH11/27
28F/9476127	AGS1120/5	. . CONE, tee	1	—	C	SH11/28
28F/9011883	AGS1102B	. . CONE, union body	1	—	C	SH11/29
5K/7001266	AS3360C3C	. . LEAD, bonding (Pre—Mod 5100)	2	—	C	SH11/29A
5K/7000230	AS3360B3B	. . LEAD, bonding (Pre—Mod 5100)	3	—	C	SH11/29B
1699	EA3.73.333	. . PIPE, assembly, from undercarriage selector to thermal relief valve tee cone, nosewheel 'up' line (Pre—Mod 5100)	1	DTD5019	C	SH11/30
	EA3.73.1313	. . PIPE, assembly (Alt. R60/80—Mod 5100)	1	DTD5019	LM	
775	EA3.73.337	. . PIPE, assembly, from undercarriage selector to thermal relief valve tee cone, nosewheel 'down' line (Pre—Mod 5100)	1	DTD5019	C	SH11/31
	EA3.73.1315	. . PIPE, assembly (Alt. R60/80—Mod 5100)	1	DTD5019	LM	
776	EA3.73.339	. . PIPE, assembly, from bomb door selector to forward bomb door jack thermal relief valve tee coupling 'closed' line	1	DTD5019	C	SH11/32
778	EA3.73.343	. . PIPE, assembly, from bomb door selector to forward bomb door jack thermal relief valve tee coupling 'open' line	1	DTD5019	C	SH11/33
780	EA3.73.347	. . PIPE, assembly, from undercarriage selector to tee cone, hand pump return line	1	L56	C	SH11/34
781	EA3.73.349	. . PIPE, assembly, between undercarriage bomb door selector tee cones in reservoir return line	1	L56	C	SH11/35
782	EA3.73.351	. . PIPE, assembly, from bomb door selector tee cone to tee cone at frame 15, reservoir return line	1	L56	C	SH11/36
783	EA3.73.353	. . PIPE, assembly, from bomb door selector to tee cone, reservoir return line	1	L56	C	SH11/37

SERVICES
HYDRAULIC SYSTEM

Ref. No.	Part No.	Description	No. off	Matl. Spec.	Cl. of Equip M.R. L.M.	Plate No.
1701	EA3.73.355	. . . PIPE, assembly, from union body cone aft of frame 15 to union body cone aft of frame 19, port brake (Pre—Mod 5100)	1	DTD5019	C	SH11/38
5944	EA3.73.1317 EB6.73.65	. . . PIPE, assembly (Alt. R60/80—Mod 5100) . . . PIPE, assembly, from bomb door selector to tee cone, pressure line	1 1	DTD5019 DTD5019	LM C	SH11/39
5945	EB6.73.67	. . . PIPE, assembly, from undercarriage selector to tee cone, pressure line	1	DTD5019	C	SH11/40
5946	EB6.73.69	. . . PIPE, assembly, from tee cone aft of frame 14 to undercarriage and bomb door selector tee, hand pump pressure line (Pre—Mod 5100)	1	DTD5019	C	SH11/41
5947	EA4.73.5069 EB6.73.73	. . . PIPE, assembly (Alt. R60/80—Mod 5100) . . . PIPE, assembly, from bomb door selector to cone union body aft of frame 19, 'closed' line	1 1	DTD5019 DTD5019	LM C	SH11/42
16505	EB6.73.121	. . . PIPE, assembly, from undercarriage selector tee cone aft of frame 17, 'up' line	1	DTD5019	C	SH11/43
16506	EB6.73.123	. . . PIPE, assembly, from undercarriage selector to tee cone aft of frame 19, 'down' line	1	DTD5019	C	SH11/44
16507	EB6.73.125	. . . PIPE, assembly, from bomb door selector to cone union body aft of frame 19, 'open' line	1	DTD5019	C	SH11/45
12124	EB6.73.149	. . . PIPE, assembly, from bomb door selector aft tee cone to undercarriage selector tee cone, pressure line	1	DTD5019	C	SH11/46
	EB6.73.163	. . . MOUNTING OF ROTARY CONTROL VALVE AND ACTUATOR FOR AIR BRAKES, ASSEMBLY Spares for:—	—	—	—	SH12/1
	E.E. CO. LTD. TYPE 217 Mk.1	. . . ACTUATOR AND HYDRAULIC VALVE FOR AIR BRAKES, ASSEMBLY Consisting of:—	1	—	—	SH12/2
5W/4511895	AED200152	. . . ACTUATOR, type 200 Mk. 1	1	—	A	SH12/3
5W/4489234	—	. . . BRACKET, mounting	1	—	B	SH12/4
27QM/4143265	DOWTY C408Y/Mk.L	. . . VALVE (Pre—Mod 3937)	1	—	A	SH12/5
27QM/4143260	408Y/BL	. . . VALVE (Mod 3937)	1	—	A	SH12/5
		Attaching parts for Type 217 Mk. 1:—				
28D/1214311	A25/17C	. . . Bolt, 2BA	2	—	C	SH12/6
28M/9403520	A27CP	. . . Nut, 2BA	2	—	C	SH12/7
	AS2811/5/149	. . . Tube, distance	2	L62	—	SH12/8
28W/9419475	SP15C	. . . Washer, plain	2	—	C	SH12/8A
28W/9416643	SP47C	. . . Washer, spring	2	—	C	SH12/8B
829	EA1.73.181	. . . CLIP, for thermal relief valve mounting at frame 19 (Mod 1266)	2	—	C	SH12/9
		Attaching parts for EA1.73.181:—				
28D/9435710	A25/11C	. . . Bolt, 2BA	2	—	C	SH12/10
28M/9403520	A27CP	. . . Nut, 2BA	2	—	C	SH12/11
28W/9416643	SP47C	. . . Washer, spring	2	—	C	SH12/11A

SERVICES
HYDRAULIC SYSTEM

Ref. No.	Part No.	Description	No. off	Matl. Spec.	Cl. of Equip M.R. L.M.	Plate No.
5260	EEAS143/5H	CLIP, pipe, single, 3/16" o/d bonding (Pre—Mod 5100)	10	L72	C	SH12/12
5258	EEAS143/6H	CLIP, pipe, single, 1/4" o/d bonding (Pre—Mod 5100)	2	L72	C	SH12/13
5348	EEAS143/8H	CLIP, pipe, single, 3/8" o/d bonding (Pre—Mod 5100)	17	L72	C	SH12/14
5K/6323922	AS4526/3	CLIP, 3/16" (Alt. R60/39—Mod 5100)	4	—	C	†
5K/4345976	AS4526/4	CLIP, 1/4" (Alt. R60/39—Mod 5100)	1	—	C	†
5K/4345977	AS4526/6	CLIP, 3/8" (Alt. R60/39—Mod 5100)	8	—	C	†
		Attaching parts for EEAS143/5H, EEAS143/6H, EEAS143/8H, AS4526/3, AS4526/4 and AS4526/6:—				
28D/1010658	A25/1B	Bolt, 4BA (As required)	1	—	C	SH12/15
28M/1278189	AGS2001B1	Nut, 4BA (As required)	1	—	C	SH12/16
5259	EEAS21/2ERH	Washer, 'D' (As required) (Pre—Mod 5100)	1	L72	C	SH12/17
45932	EEAS237/17CH	Washer, 'D' (As required) (Alt. R60/39—Mod 5100)	1	—	C	†
28F/9476124	AGS1118C	CONE, tee	1	—	C	SH12/18
28F/9463542	AGS1120/6	CONE, tee	1	—	C	SH12/19
28F/9129085	AGS1102A	CONE, union body	1	—	C	SH12/20
28F/9471001	AGS1102C	CONE, union body	2	—	C	SH12/21
5K/7000227	AS3360B5B	LEAD, bonding (Pre—Mod 5100)	7	—	C	SH12/21A
845	EA3.73.467	PIPE, assembly, from air brake selector to 4-way union piece forward of frame 19, return line	1	L56	C	SH12/22
846	EA3.73.469	PIPE, assembly, from thermal relief valve tee cone to 4-way union piece forward of frame 19, return line (Pre—Mod 5100)	1	DTD5019	C	SH12/23
847	EA3.73.1337 EA3.73.471	PIPE, assembly (Alt. R60/80—Mod 5100) PIPE, assembly, from outer thermal relief valve to tee cone aft of frame 19	1 1	DTD5019 DTD5019	LM C	SH12/24
848	EA3.73.473	PIPE, assembly, from tee cone aft of frame 19 to inner thermal relief valve, return line	1	DTD5019	C	SH12/25
849	EA3.73.475	PIPE, assembly, from tee cone aft of frame 20 to inner thermal relief valve, reservoir return line	1	DTD5019	C	SH12/26
12052	EB6.73.117	PIPE, assembly, from union cone at centre line of aircraft to union cone forward of frame 20, starboard undercarriage, 'down' line	1	DTD5019	C	SH12/27
12053	EB6.73.119	PIPE, assembly, from cone tee forward of frame 20 to union cone at centre line of aircraft, 'down' line	1	DTD5019	C	SH12/28
15142	EB6.73.135	PIPE, assembly, from air brake actuator to tee cone forward of main spar, pressure line	1	DTD5019	C	SH12/29
15144	EB6.73.137	PIPE, assembly, from outer thermal relief valve to tee cone forward of main spar, return line	1	DTD5019	C	SH12/30
15146	EB6.73.147	PIPE, assembly, from airbrake selector to tee cone forward of main spar, return line	1	DTD5019	C	SH12/31
	EA3.73.395	PIPES, HYDRAULIC, BETWEEN FRAMES 27 AND 28, ASSEMBLY Spares for:—	—	—	—	SH13/1
5258	EEAS143/6H	CLIP, pipe, single, 1/4" o/d, bonding (Pre—Mod 5100)	12	L72	C	SH13/2
5K/4345976	AS4526/4	CLIP, 1/4" (Alt. R60/39—Mod 5100)	7	—	C	†
		Attaching parts for EEAS143/6H and AS4526/4:—				
28D/1010658	A25/1B	Bolt, 4BA	1	—	C	SH13/3
28M/1278189	AGS2001B1	Nut, 4BA	1	—	C	SH13/4
28W/9419474	SP15B	Washer, plain	1	—	C	SH13/4A
5259	EEAS21/2ERH	Washer, 'D' (Pre—Mod 5100)	1	L72	C	SH13/5
45932	EEAS237/17CH	Washer, 'D' (Alt. R60/39—Mod 5100)	1	—	C	†

HYDRAULIC SYSTEM

Ref. No.	Part No.	Description	No. off	Matl. Spec.	Cl. of Equip	Plate No.
					M.R. L.M.	
		1 2 3 4 5 6				
28F/8011811 828	AGS1118B EA1.73.205	. . . CONE, tee	2	—	C	SH13/6
		. . . FAIRLEAD, at pipe entry to port and starboard wing forward of frame 28, flaps 'up' and 'down'	2	LFS21	C	SH13/7
		Attaching parts for EA1.73.205:—				
28D/1212941 28M/4095911 28W/9419474 28W/9416643	A61/3C A29CP SP15B SP47C	. . . Bolt, 2BA	4	—	C	SH13/8
		. . . Nut, 2BA	4	—	C	SH13/9
		. . . Washer, plain	4	—	C	SH13/9A
		. . . Washer, spring	4	—	C	SH13/9B
5K/7000230 2003	AS3360B3B EA3.73.513	. . . LEAD, bonding (Pre—Mod 5100)	4	—	C	SH13/9C
		. . . PIPE, assembly, from tee cone forward of frame 28 to union cone between wing ribs 1 and 2, flaps 'down' line, starboard (Pre—Mod 5100)	1	DTD5019	C	SH13/10
2004	EA3.73.1345 EA3.73.515	. . . PIPE, assembly (Alt. R60/80—Mod 5100)	1	DTD5019	LM	
		. . . PIPE, assembly, from tee cone forward of frame 28 to union cone between wing ribs 1 and 2, flaps 'down' line, port (Pre—Mod 5100)	1	DTD5019	C	SH13/11
2005	EA3.73.1347 EA3.73.517	. . . PIPE, assembly (Alt. R60/80—Mod 5100)	1	DTD5019	LM	
		. . . PIPE, assembly, from tee cone forward of frame 28 to union cone between wing ribs 1 and 2, flaps 'up' line, starboard (Pre—Mod 5100)	1	DTD5019	C	SH13/12
2006	EA3.73.1349 EA3.73.519	. . . PIPE, assembly (Alt. R60/80—Mod 5100)	1	DTD5019	LM	
		. . . PIPE, assembly, from tee cone forward of frame 28 to union cone between wing ribs 1 and 2, flaps 'up' line, port (Pre—Mod 5100)	1	DTD5019	C	SH13/13
		. . . PIPE, assembly (Alt. R60/80—Mod 5100)	1	DTD5019	LM	
		PIPES, HYDRAULIC, BETWEEN FRAMES 17 AND 18, STARBOARD, ASSEMBLY	—	—	—	SH10/25
		Spares for:—				
5526 5348	EEAS91/3 EEAS143/8H	. . . CLIP, pipe, double, 3/8" o/d	2	L72	C	SH10/26
		. . . CLIP, pipe, single, 3/8" o/d bonding (Pre—Mod 5100)	4	L72	C	SH10/27
5K/4345977	AS4526/6	. . . CLIP, 3/8" (Alt. R60/39—Mod 5100)	4	—	C	†
		Attaching parts for EEAS91/3, EEAS143/8H and AS4526/6:—				
28D/1008149 28D/9419452 28M/1278189 28W/9419474 5259 45932	A25/2B A25/3B AGS2001B1 SP15B EEAS21/2ERH EEAS237/17CH	. . . Bolt, 4BA (As required)	1	—	C	SH10/28
		. . . Bolt, 4BA (As required)	1	—	C	SH10/29
		. . . Nut, 4BA	1	—	C	SH10/30
		. . . Washer, 4BA (As required)	1	—	C	SH10/30A
		. . . Washer, 'D' (Pre—Mod 5100)	1	L72	C	SH10/31
		. . . Washer, 'D' (As required) (Alt. R60/39—Mod 5100)	1	—	C	†
28F/9140971 28F/4051566 19875	AGS1104C AGS1120/3 EB6.73.187	. . . CONE, adaptor	1	—	C	SH10/32
		. . . CONE, tee	1	—	C	SH10/33
		. . . PIPE, assembly, between tee cones forward and aft of frame 17, flap 'return' line	1	—	C	SH10/34
28F/9429532 28F/9707349	AGS1186C AGS1114C	. . . SEAL, bonded	1	—	C	SH10/35
		. . . SLEEVE, screwed, flanged, bulkhead	1	—	C	SH10/36
		Attaching parts for AGS1114C:—				
28D/9436920 28M/9403520 28F/4051652 28W/9416643	A25/1C A27CP AGS1115/5 SP47C	. . . Bolt, 2BA	3	—	C	SH10/37
		. . . Nut, 2BA	3	—	C	SH10/38
		. . . Washer, plate	1	—	C	SH10/39
		. . . Washer, spring	3	—	C	SH10/39A

SERVICES
HYDRAULIC SYSTEM

Ref. No.	Part No.	Description	No. off	Matl. Spec.	Cl. of Equip M.R. L.M.	Plate No.
980	EEAS20/1DR EA3.73.405	. . . TAB, locking . . . PIPES, HYDRAULIC, BETWEEN FRAMES 18 AND 19, ASSEMBLY Spares for:—	1	L72	C	SH10/40 SH14/1
805	EA1.73.175	. . . CLIP, pressure relief valve Attaching parts for EA1.73.175:—	2	—	C	SH14/2
28D/9435710	A25/11C	. . . Bolt, 2BA (aft end)	2	—	C	SH14/3
28D/9419397	A25/12C	. . . Bolt, 2BA (forward end)	2	—	C	SH14/4
28M/9403520	A27CP	. . . Nut, 2BA	2	—	C	SH14/5
28W/9416643	SP47C	. . . Washer, spring	2	—	C	SH14/6
829	EA1.73.181	. . . CLIP, thermal relief valve (Mod 1266) Attaching parts for EA1.73.181:—	1	—	C	SH14/7
28D/9435710	A25/11C	. . . Bolt, 2BA	2	—	C	SH14/8
28M/9403520	A27CP	. . . Nut, 2BA	2	—	C	SH14/9
28W/9416643	SP47C	. . . Washer, spring	2	—	C	SH14/10
4965	EEAS143/5	. . . CLIP, pipe, single, 3/16" o/d (Pre—Mod 5100)	4	L72	C	SH14/11
5258	EEAS143/6H	. . . CLIP, pipe, single, 1/4" o/d bonding (Pre—Mod 5100)	2	L72	C	SH14/12
5348	EEAS143/8H	. . . CLIP, pipe, single, 3/8" o/d bonding (Pre—Mod 5100)	6	L72	C	SH14/13
5K/6323922	AS4526/3	. . . CLIP, 3/16" (Alt. R60/39—Mod 5100)	2	—	C	†
5K/4345976	AS4526/4	. . . CLIP, 1/4" (Alt. R60/39—Mod 5100)	3	—	C	†
5K/4345977	AS4526/6	. . . CLIP, 3/8" (Alt. R60/39—Mod 5100) Attaching parts for EEAS143/5, EEAS143/6, EEAS143/8H, AS4526/3, AS4526/4 and AS4526/6:—	2	—	C	†
28D/1010658	A25/1B	. . . Bolt, 4BA	1	—	C	SH14/14
28M/1278189	AGS2001B1	. . . Nut, 4BA	1	—	C	SH14/15
28W/9419474	SP15B	. . . Washer, 4BA	1	—	C	SH14/16
5259	EEAS21/2ERM	. . . Washer, 'D' (Pre—Mod 5100)	1	L72	C	SH14/17
45932	EEAS237/17CH	. . . Washer, 'D' (Alt. R60/39—Mod 5100)	1	—	C	†
28F/9463543	AGS1120/1	. . . CONE, tee	1	—	C	SH14/18
28F/80118811	AGS1118B	. . . CONE, tee	1	—	C	SH14/19
28F/9513028	AGS1107E	. . . CONE, union, reducing	2	—	C	SH14/20
5K/7000230	AS3360B3B	. . . LEAD, bonding	5	—	C	SH14/21
28F/8011885	AGS1142B	. . . NIPPLE, adaptor	1	—	C	SH14/22
820	EA3.73.443	. . . PIPE, assembly, from reducing cone aft of frame 18 to restrictor valve, flaps 'down' line	1	DTD5019	C	SH14/23
	EA3.73.1319	. . . PIPE, assembly (Alt. R60/80—Mod 5100)	1	DTD5019	LM	
821	EA3.73.445	. . . PIPE, assembly, from restrictor valve to tee cone at frame 19, flaps 'down' line	1	DTD5019	C	SH14/24
	EA3.73.1321	. . . PIPE, assembly (Alt. R60/80—Mod 5100)	1	DTD5019	LM	
1997	EA3.73.447	. . . PIPE, assembly, from tee cone at frame 19 to tee cone aft of frame 27, flaps 'down' line	1	DTD5019	C	SH14/25
	EA3.73.1323	. . . PIPE, assembly (Alt. R60/80—Mod 5100)	1	DTD5019	LM	
822	EA3.73.449	. . . PIPE, assembly, from flaps 'down' line tee cone at frame 19 to pressure relief valve	1	DTD5019	C	SH14/26
	EA.73.1325	. . . PIPE, assembly (Alt. R60/80—Mod 5100)	1	DTD5019	LM	
823	EA3.73.451	. . . PIPE, assembly, from reducing cone aft of frame 18 to thermal relief valve tee, flaps 'up' line	1	DTD5019	C	SH14/27
	EA3.73.1327	. . . PIPE, assembly (Alt. R60/80—Mod 5100)	1	DTD5019	LM	

HYDRAULIC SYSTEM

Ref. No.	Part No.	Description	No. off	Matl. Spec.	Cl. of Equip M.R. L.M.	Plate No.
1998	EA3.73.453	. . . PIPE, assembly, from thermal relief valve tee to tee cone aft of frame 27, flaps 'up' line	1	DTD5019	C	SH14/28
824	EA3.73.1329	. . . PIPE, assembly (Alt. R60/80—Mod 5100)	1	DTD5019	LM	
	EA3.73.455	. . . PIPE, assembly, from thermal relief valve to flaps 'up' line tee cone	1	DTD5019	C	SH14/29
4518	EA3.73.657	. . . PIPE, assembly, from 4-way union cone forward of frame 19 (port) to reducing cone forward of frame 20, port airbrake return line	1	L56	C	SH14/30
4520	EA3.73.1331	. . . PIPE, assembly (Alt. R60/80—Mod 5100)	1	L56	LM	
	EA3.73.659	. . . PIPE, assembly, from pressure relief valve to 4-way union cone aft of frame 18, return line	1	L56	C	SH14/31
4521	EA3.73.1333	. . . PIPE, assembly (Alt. R60/80—Mod 5100)	1	L56	LM	
	EA3.73.661	. . . PIPE, assembly, from 4-way union cone aft of frame 18 to tee cone aft of frame 17, return line	1	L56	C	SH14/32
4517	EA3.73.1335	. . . PIPE, assembly (Alt. R60/80—Mod 5100)	1	L56	LM	
	EA3.73.663	. . . PIPE, assembly, from pressure relief valve to 4-way cone, return line	1	DTD5019	C	SH14/33
4519	EA3.73.665	. . . PIPE, assembly, from 4-way cone aft of frame 18 to union cone forward of frame 20, return line	1	DTD5019	C	SH14/34
28F/4051705 28F/9489760	AGS1125/1	. . . UNION, piece, cone 4-way	1	—	C	SH14/35
	AGS1125/4	. . . UNION, piece, cone 4-way	1	—	C	SH14/36
	EA3.73.407	. . . PIPES, HYDRAULIC, FRAME 19 TO FRAME 28, BOMB BAY, ASSEMBLY Spares for:—	—	—	—	SH14/37
1880 5526 5258	EA1.73.209	. . . BRACKET, at frame 21	1	—	C	†
	EEA91/1	. . . CLIP, pipe, double, 1/4" o/d	1	L72	C	SH14/38
	EEAS91/3	. . . CLIP, pipe, double, 3/8" o/d	1	L72	C	SH14/39
	EEAS143/6H	. . . CLIP, pipe, single, 1/4" o/d bonding (Pre—Mod 5100)	20	L72	C	SH14/40
5348	EEAS143/8H	. . . CLIP, pipe, single, 3/8" o/d bonding (Pre—Mod 5100)	22	L72	C	SH14/41
5K/4345976 5K/4345977 28E/9130611 28E/9130685	AS4526/4	. . . CLIP, 1/4" (Alt. R60/39—Mod 5100)	6	—	C	†
	AS4526/6	. . . CLIP, 3/8" (Alt. R60/39—Mod 5100)	6	—	C	†
	AS5419/4	. . . CLIP, 1/4" (Alt. R60/39—Mod 5100)	8	—	C	†
	AS5419/6	. . . CLIP, 3/8" (Alt. R60/39—Mod 5100)	10	—	C	†
		Attaching parts for EEAS91/1, EEAS91/3, EEAS143/6H, EEAS143/8H, AS4526/4, AS4526/6, AS5419/4 and AS5419/6:—				
28D/1010658 28D/1008149 28D/9419452 28M/1278189 5259 45932 28W/9419474	A25/1B	. . . Bolt, 4BA (As required)	1	—	C	SH14/42
	A25/2B	. . . Bolt, 4BA (As required)	1	—	C	SH14/43
	A25/3B	. . . Bolt, 4BA (As required)	1	—	C	SH14/44
	AGS2001B1	. . . Nut, 4BA	1	—	C	SH14/45
	EEAS21/2ERH	. . . Washer, 'D' (As required) (Pre—Mod 5100)	1	L72	C	SH14/46
	EEAS237/17CH	. . . Washer, 'D' (As required) (Alt. R60/39—Mod 5100)	1	—	C	†
	SP15B	. . . Washer, plain (As required)	1	—	C	SH14/47
28F/9471001	AGS1102C	. . . CONE, union body	2	—	C	SH14/48

SERVICES
HYDRAULIC SYSTEM

Ref. No.	Part No.	Description	No. off	Matl. Spec.	Cl. of Equip M.R. L.M.	Plate No.
13160	EB6.73.333	PIPE, assembly, from union cone aft of frame 19 to union cone aft of frame 28, bomb doors 'open' line	1	DTD5019	C	SH14/49
13162	EB6.73.335	PIPE, assembly, from union cone aft of frame 19 to union cone aft of frame 28, bomb doors 'closed' line	1	DTD5019	C	SH14/50
	EA3.73.485	PIPES, HYDRAULIC, AIR BRAKE, BETWEEN FRAMES 21 AND 23, ASSEMBLY Spares for:—	—	—	—	SH15/1
1880	EEAS91/1	CLIP, pipe, double, 1/4" o/d	1	L72	C	SH15/2
5258	EEAS143/6H	CLIP, pipe, single, 1/4" o/d bonding (Pre—Mod 5100)	16	L72	C	SH15/3
5348	EEAS143/8H	CLIP, pipe, single, 3/8" o/d bonding (Pre—Mod 5100)	4	L72	C	SH15/4
5K/4345976	AS4526/4	CLIP, 1/4" (Alt. R60/39—Mod 5100)	11	—	C	†
5K/4345977	AS4526/6	CLIP, 3/8" (Alt. R60/39—Mod 5100) Attaching parts for EEAS143/6H, EEAS143/8H, EEAS91/1, AS4526/4 and AS4526/6:—	2	—	C	†
28D/1010658	A25/1B	Bolt, 4BA (As required)	1	—	C	SH15/5
28D/1008149	A25/2B	Bolt, 4BA (As required)	1	—	C	SH15/6
28M/1278189	AGS2001B1	Nut, 4BA	1	—	C	SH15/7
5259	EEAS21/2ERH	Washer, 'D' (As required) (Pre—Mod 5100)	1	L72	C	SH15/8
45932	EEAS237/17CH	Washer, 'D' (As required) (Alt. R60/39—Mod 5100)	1	—	C	†
28W/9419474	SP15B	Washer, plain (As required)	1	—	C	SH15/9
28F/8011809	AGS1104B	CONE, adaptor	4	—	C	SH15/10
28F/9140971	AGS1104C	CONE, adaptor	2	—	C	SH15/11
28F/1013402	AGS1111B	CONE, union, body, flanged, bulkhead Attaching parts for AGS1111B:—	4	—	C	SH15/12
28D/1010658	A25/1B	Bolt, 4BA	6	—	C	SH15/13
28M/9403519	A27BP	Nut, 4BA	6	—	C	SH15/14
28F/9128928	AGS1115/2	Washer, plate	1	—	C	SH15/15
28W/9416642	SP47B	Washer, spring	6	—	C	SH15/15A
5K/7000230	AS3360B3B	LEAD, bonding	8	—	C	SH15/20
853	EA3.73.489	PIPE, assembly, from inner flow divider to flanged union cone at port wing joint, forward of frame 22, air brake 'out' line (Pre—Mod 5100)	1	DTD5019	C	SH15/16
854	EA3.73.1353 EA3.73.491	PIPE, assembly (Alt. R60/80—Mod 5100) PIPE, assembly, from outer flow divider to flanged union cone at port wing joint, aft of frame 22, air brake 'in' line (Pre—Mod 5100)	1 1	DTD5019 DTD5019	LM C	SH15/17
2001	EA3.73.1355 EA3.73.493	PIPE, assembly (Alt. R60/80—Mod 5100) PIPE, assembly, from inner flow divider to flanged union cone at starboard wing joint, aft of frame 22, air brake 'out' line (Pre—Mod 5100)	1 1	DTD5019 DTD5019	LM C	SH15/18
2002	EA3.73.1357 EA3.73.495	PIPE, assembly (Alt. R60/80—Mod 5100) PIPE, assembly, from outer flow divider to flanged union cone at starboard wing joint, aft of frame 22, air brake 'in' line (Pre—Mod 5100)	1 1	DTD5019 DTD5019	LM C	SH15/19
	EA3.73.1359	PIPE, assembly (Alt. R60/80—Mod 5100)	1	DTD5019	LM	

SERVICES
HYDRAULIC SYSTEM

Ref. No.	Part No.	Description	No. off	Matl. Spec.	Cl. of Equip	Plate No.		
					M.R. L.M.			
			1	2	3	4	5	6
981	EEAS20/2DR	. . . TAB, locking, 20 SWG	8	L72	C	SH15/23		
28F/8014021	AGS1138B	. . . WASHER, jointing	4	—	C	SH15/21		
28F/1202393	AGS1138C	. . . WASHER, jointing	2	—	C	SH15/22		
	EB6.73.7	. . . PIPES, HYDRAULIC, BETWEEN FRAMES 20 AND 21, ASSEMBLY	—	—	—	SH15/24		
		Spares for:—						
5260	EEAS143/5H	. . . CLIP, pipe, 3/16" o/d bonding (Pre—Mod 5100)	19	L72	C	SH15/25		
5258	EEAS143/6H	. . . CLIP, pipe, 1/4" o/d bonding (Pre—Mod 5100)	13	L72	C	SH15/26		
5348	EEAS143/8H	. . . CLIP, pipe, 3/8" o/d bonding (Pre—Mod 5100)	16	L72	C	SH15/27		
5K/6323922	AS4526/3	. . . CLIP, 3/16" (Alt. R60/39—Mod 5100)	9	—	C	†		
5K/4345976	AS4526/4	. . . CLIP, 1/4" (Alt. R60/39—Mod 5100)	8	—	C	†		
5K/4345977	AS4526/6	. . . CLIP, 3/8" (Alt. R60/39—Mod 5100)	6	—	C	†		
		Attaching parts for EEAS143/5H, EEAS143/6H, EEAS143/8H, AS4526/3, AS4526/4 and AS4526/6:—						
28D/1010658	A25/1B	. . . Bolt, 4BA (As required)	1	—	C	SH15/28		
28D/1008149	A25/2B	. . . Bolt, 4BA (As required)	1	—	C	SH15/29		
28D/1007979	AS1246/1B	. . . Bolt, 4BA (As required)	1	—	C	SH15/30		
28M/1278189	AGS2001B1	. . . Nut, 4BA	1	—	C	SH15/31		
5259	EEAS21/2ERH	. . . Washer, 'D' (As required) (Pre—Mod 5100)	1	L72	C	SH15/32		
45932	EEAS237/17CH	. . . Washer, 'D' (As required) (Alt. R60/39—Mod 5100)	1	—	C	†		
28W/9419474	SP15B	. . . Washer, plain (As required)	1	—	C	SH15/32A		
28F/9140971	AGS1104C	. . . CONE, adaptor	2	—	C	SH15/33		
28F/9476124	AGS1118C	. . . CONE, tee	3	—	C	SH15/34		
28F/8011803	AGS1102B	. . . CONE, union body	1	—	C	SH15/35		
806	EA1.73.177	. . . COUPLING, tee, 3/8" x 3/8" x 3/16"	2	—	C	SH15/36		
6520	EA6.73.65	. . . FAIRLEAD	2	—	C	SH15/37		
		Attaching parts for EA6.73.65:—						
28D/1212941	A61/3C	. . . Bolt, 2BA	4	—	C	SH15/38		
28M/4095911	A29CP	. . . Nut, 2BA	4	—	C	SH15/39		
28W/9419402	SP13C	. . . Washer, 2BA	4	—	C	SH15/39A		
28W/9416643	SP47C	. . . Washer, spring	4	—	C	SH15/39B		
5K/7000230	AS3360B3B	. . . LEAD, bonding (Pre—Mod 5100)	17	—	C	SH15/39C		
4515	EA3.73.653	. . . PIPE, assembly, from union cone forward of frame 20 to union cone at starboard wing joint, brake return line	1	DTD5019	C	SH15/40		
4516	EA3.73.655	. . . PIPE, assembly, from union cone forward of frame 20 to union cone at port wing joint, brake return line	1	DTD5019	C	SH15/41		
12051	EB6.73.85	. . . PIPE, assembly, from union cone forward of main spar to union cone at starboard wing joint, brake pressure line (Pre—Mod 5100)	1	DTD5019	C	SH15/42		
45266	EA4.73.5075	. . . PIPE, assembly (Alt. R60/80—Mod 5100)	1	DTD5019	LM			
15137	EB6.73.115	. . . PIPE, assembly, from union cone forward of frame 20 to 4-way union at starboard wing joint, undercarriage 'down' line	1	DTD5019	C	SH15/43		
15138	EB6.73.127	. . . PIPE, assembly, from tee cone forward of frame 20 to 4-way union at starboard wing joint, undercarriage 'down' line	1	DTD5019	C	SH15/44		
15139	EB6.73.129	. . . PIPE, assembly, from tee cone forward of main spar to outer flow divider aft of frame 22, return line	1	DTD5019	C	SH15/45		

SERVICES

HYDRAULIC SYSTEM

Ref. No.	Part No.	Description	No. off	Matl. Spec.	Cl. of Equip M.R. L.M.	Plate No.
15140	EB6.73.131	PIPE, assembly, from union cone forward of main spar to union cone forward of frame 20, starboard brake pressure line (Pre—Mod 5100)	1	DTD5019	C	SH15/46
15141	EA4.73.5073	PIPE, assembly (Alt. R60/80—Mod 5100)	1	DTD5019	LM	
	EB6.73.133	PIPE, assembly, from tee cone forward of main spar to inner flow divider aft of frame 22, air brake pressure line	1	DTD5019	C	SH15/47
12006	EB6.73.145	PIPE, assembly, from union forward of frame 20 to union cone at port wing joint, brake pressure line (Pre—Mod 5100)	1	DTD5019	C	SH15/48
12008	EA4.73.5071	PIPE, assembly (Alt. R60/80—Mod 5100)	1	DTD5019	LM	
	EB6.73.153	PIPE, assembly, from tee cone operated valve to tee cone aft of frame 20	1	DTD5019	C	SH15/49
12009	EB6.73.155	PIPE, assembly, from tee cone to non-return valve, aft of frame 20	1	DTD5019	C	SH15/50
12010	EB6.73.157	PIPE, assembly, from non-return valve to thermal relief valve tee, aft of frame 20	1	DTD5019	C	SH15/51
12011	EB6.73.159	PIPE, assembly, from thermal relief valve tee cone to solenoid operated valve tee cone, forward of main spar	1	DTD5019	C	SH15/52
12012	EB6.73.161	PIPE, assembly, from solenoid operated valve to tee cone forward of main spar, air brake pressure line	1	DTD5019	C	SH15/53
28F/1202393	AGS1138C	WASHER, jointing	2	—	C	SH15/54
	EB6.73.21	PIPES, HYDRAULIC, BETWEEN FRAMES 18 AND 19, ASSEMBLY Spares for:—	—	—	—	SH15/55
5258	EEAS143/6H	CLIP, pipe, single, 1/4" o/d bonding (Pre—Mod 5100)	9	—	C	SH15/56
5348	EEAS143/8H	CLIP, pipe, single, 3/8" o/d bonding (Pre—Mod 5100)	5	—	C	SH15/57
5K/4345976	AS4526/4	CLIP, 1/4" (Alt. R60/39—Mod 5100)	5	—	C	†
5K/4345977	AS4526/6	CLIP, 3/8" (Alt. R60/39—Mod 5100) Attaching parts for EEAS143/6H, EEAS143/8H, AS4526/4 and AS4526/6:—	4	—	C	†
28D/1010658	A25/1B	Bolt, 4BA	1	—	C	SH15/58
28M/1278189	AGS2001B1	Nut, 4BA	1	—	C	SH15/59
28W/9419474	SP15B	Washer, 4BA (As required)	1	—	C	SH15/59A
5259	EEAS21/2ERH	Washer, 'D' (As required) (Pre—Mod 5100)	1	—	C	SH15/60
45932	EEAS237/17CH	Washer, 'D' (As required) (Alt. R60/39—Mod 5100)	1	—	C	†
28F/8011883	AGS1102B	CONE, union body	2	—	C	SH15/61
28F/1013401	AGS1107A	CONE, union reducing	9	—	C	SH15/62
5K/7000230	AS3360B3B	LEAD, bonding	5	—	C	SH15/62A
	EB6.73.9	PIPES, HYDRAULIC, BETWEEN FRAMES 12 AND 13, PORT, SIDE, ASSEMBLY Spares for:—	—	—	—	SH16/1
28F/1011798	AGS1103F	BODY, cone union	1	—	C	SH16/2
835	EA1.70.61	CLAMP, pipe, forward face frame 13 bulkhead Attaching parts for EA1.70.61:—	1	—	C	SH16/3
28D/1011006	A25/5B	Bolt, 4BA	2	—	C	SH16/4
28M/9403519	A27BP	Nut, 4BA	2	—	C	SH16/5
28W/9416642	SP47B	Washer, spring	2	—	C	SH16/5A

AP101B-0415-3A

SERVICES

HYDRAULIC SYSTEM

Part Number	1 2 3 4 5 6	Description	No. Off	Matl. Spec.	Plate No.
EA1.73.257	. . .	CLAMP, pipe, at frame 13 bulkhead, starboard	1	-	SH16/6
A25/10C	. . .	Attaching parts for EA1.71.257 :-			
A27CT	. . .	Bolt, 2BA	2	-	SH16/7
SP47C	. . .	Nut, 2BA	2	-	SH16/8
	. . .	Washer, spring	2	-	SH16/8A
EA1.73.325	. . .	CLAMP, pipe, at frame 13, bulkhead, port	1	-	SH16/9
A25/9B	. . .	Attaching parts for EA1.73.325 :-			
A27BP	. . .	Bolt, 4BA	2	-	SH16/10
SP15B	. . .	Nut, 4BA	2	-	SH16/11
SP47B	. . .	Washer, 4BA	2	-	SH16/11A
	. . .	Washer, spring	2	-	SH16/11B
EEAS91/1	. . .	CLIP, pipe, double, 1/2" o/d	2	L16	SH16/12
EEAS143/6H	. . .	CLIP, pipe, single, 3/16" o/d bonding (Pre-Mod 5100)	7	L72	SH16/13
EEAS143/24H	. . .	CLIP, pipe, single, 3/4" o/d bonding (Pre-Mod 5100)	7	L72	SH16/14
AS4526/4	. . .	CLIP, 1/2" (Alt. R60/39-Mod 5100)	6	-	†
AS4526/12	. . .	CLIP, 3/4" (Alt. R60/39-Mod 5100)	4	-	†
	. . .	Attaching parts for EEAS91/1, EEAS143/6H, EEAS143/24H, AS4526/4 and AS4526/12 :-			
A25/1B	. . .	Bolt, 4BA (As required)	1	-	SH16/15
A25/1C	. . .	Bolt, 2BA (As required)	1	-	SH16/16
A27BP	. . .	Nut, 4BA (As required)	1	-	SH16/17
AGS2001B1	. . .	Nut, 4BA (As required)	1	-	SH16/18
AGS2001C1/66	. . .	Nut, 2BA (As required)	1	-	SH16/19
EEAS21/2ERH	. . .	Washer, 'D' (As required) (Pre-Mod 5100)	1	L72	SH16/20
EEAS237/17CH	. . .	Washer, 'D' (As required) (Alt.R60/39-Mod 5100)	1	-	†
EEAS239/2CH	. . .	Washer, 'D' (As required) (Alt.R60/39-Mod 5100)	1	-	†
SP47B	. . .	Washer, spring (As required)	1	-	SH16/20A
AGS1104B	. . .	CONE, adaptor	1	-	SH16/21
AGS1120/1	. . .	CONE, tee	2	-	SH16/22
AGS1102A	. . .	CONE, union body	1	-	SH16/23
AGS1102B	. . .	CONE, union body	4	-	SH16/24
AS3360B3B	. . .	LEAD, bonding (Pre-Mod 5100)	1	-	SH16/24A
AS3360B5B	. . .	LEAD, bonding (Pre-Mod 5100)	2	-	SH16/24B
AS3360C3C	. . .	LEAD, bonding (Pre-Mod 5100)	3	-	SH16/24C
AS3360B3B	. . .	LEAD, bonding (Alt.R60/39-Mod 5100)	1	-	†
AS3360B5B	. . .	LEAD, bonding (Alt.R60/39-Mod 5100)	2	-	†
EA1.73.129	. . .	MOUNTING, 'VOKES' FILTER, ON FRAME 13 BULKHEAD, ASSEMBLY	1	-	SH16/25
	. . .	Spares for :-			
EA1.73.377	. . .	ADAPTOR, engine suction line pipe to filter	2	DTD683	SH16/26
EA1.73.393	. . .	CLIP, filter mounting	1	L72	SH16/27
AGS1142A	. . .	NIPPLE, adaptor	1	-	SH16/28
AGS1142F	. . .	NIPPLE, adaptor	4	-	SH16/29
EA1.73.331	. . .	PIPE, assembly, from ground selector to union cone, nosewheel 'up' line (Pre-Mod 5100)	1	DTD5019	SH16/30
or					
EA3.73.1291	. . .	PIPE, assembly (Alt.R60/80-Mod 5100)	1	DTD5019	
EA1.73.333	. . .	PIPE, assembly, from ground selector to union cone, nosewheel 'down' line (Pre-Mod 5100)	1	DTD5019	SH16/31
or					
EA3.73.1293	. . .	PIPE, assembly (Alt.R60/80-Mod 5100)	1	DTD5019	

SERVICES
HYDRAULIC SYSTEM

Part Number	Description	No. Off	Mati. Spec.	Plate No.
EA1.73.337	. . PIPE, assembly, from ground selector to tee cone, hand pump pressure line	1	DTD5019	SH16/32
EA3.73.223	. . PIPE, assembly, from hydraulic air pressure gauge to tee cone	1	DTD5019	SH16/33
EA3.73.233	. . PIPE, assembly, from air pressure gauge tee cone to brake accumulator on frame 12 (Pre-Mod 5100)	1	DTD5019	SH16/34
EA3.73.1205	. . PIPE, assembly (Alt.R60/80-Mod 5100)	1	DTD5019	
EA3.73.417	. . PIPE, assembly, from air pressure gauge tee cone to air charging valve on frame 13 bulkhead (Pre-Mod 5100)	1	DTD5019	SH16/35
EA3.73.1297	. . PIPE, assembly (Alt.R60/80-Mod 5100)	1	DTD5019	
EA3.73.419	. . PIPE, assembly, from union cone aft of frame 12B to union cone aft of frame 15, port brake line (Pre-Mod 5100)	1	DTD5019	SH16/36
EA3.73.1299	. . PIPE, assembly (Alt.R60/80-Mod 5100)	1	DTD5019	
EA3.73.421	. . PIPE, assembly, from union cone aft of frame 12B to union cone aft of frame 19, starboard brake line (Pre-Mod 5100)	1	DTD5019	SH16/37
EA3.73.1301	. . PIPE, assembly (Alt.R60/80-Mod 5100)	1	DTD5019	
EA3.73.625	. . PIPE, assembly, from oil filter to union at frame 12B, suction line	1	L56	SH16/38
EA3.73.637	. . PIPE, assembly, from nosewheel selector tee to tee cone aft of frame 12B, hand pump pressure line (Pre-Mod 5100)	1	DTD5019	SH16/39
EA3.73.1295	. . PIPE, assembly (Alt.R60/80-Mod 5100)	1	DTD5019	
EA3.73.787	. . PIPE, assembly, from union cone aft of frame 12B to union cone forward of frame 15, pressure gauge line	1	DTD5019	SH16/40
EA9.73.651	. . PIPE, assembly, from union body at frame 13 to oil filter, suction line	1	L56	SH16/41
AGS1114B	. . SLEEVE, screwed, flanged bulkhead Attaching parts for AGS1114B :-	1	-	SH16/42
A25/1B	. . Bolt, 4BA	6	-	SH16/43
A27BP	. . Nut, 4BA	6	-	SH16/44
AGS1138B	. . Washer, jointing	2	-	SH16/45
AGS1115/3	. . Washer, plate	1	-	SH16/46
SP47B	. . Washer, spring	6	-	SH16/46A
EEAS20/2DR	. . TAB, locking, 20 SWG	2	L72	SH16/47
EB6.73.11	. . PIPES, HYDRAULIC, BETWEEN FRAMES 13 AND 14 AND FOR FRONT BOMB DOOR JACK, ASSEMBLY Spares for :-	-	-	SH17/1
EEAS143/8H	. . CLIP, pipe, single, 3/8" o/d	1	-	SH17/2
AS4526/6	. . CLIP, 3/8" (Alt.R60/39-Mod 5100)	1	-	†
	. . Attaching parts for EEAS143/8H and AS4526/6 :-			
A25/7B	. . Bolt, 4BA	1	-	SH17/3
AGS2001B1	. . Nut, stiff, 4BA	1	-	SH17/4
EB6.73.619	. . Tube, distance	1	-	SH17/18
EEAS21/2ERH	. . Washer, 'D' (Pre-Mod 5100)	1	-	SH17/5
EEAS237/17CH	. . Washer, 'D' (Alt.R60/39-Mod 5100)	1	-	†

HYDRAULIC SYSTEM

Ref. No.	Part No.	Description	No. off	Matl. Spec.	Cl. of Equip M.R. L.M.	Plate No.
28F/9471001 5349	AGS1102C	. . . CONE, union body	2	—	C	SH17/6
	EA1.73.323	. . . FAIRLEAD	2	—	C	SH17/7
		Attaching parts for EA1.73.323:—				
28D/1010142	A25/9B	. . . Bolt, 4BA	2	—	C	SH17/8
28M/1278189	AGS2001B1	. . . Nut, 4BA	2	—	C	SH17/9
28W/9419465	SP13B	. . . Washer, 4BA	2	—	C	SH17/9A
1697	EA3.73.411	. . . PIPE, assembly from union cone on front face of frame 13 bulkhead to connection with bomb door jack pipe 'closed' line	1	DTD5019	C	SH17/10
1698	EA3.73.413	. . . PIPE, assembly, from union cone front face of frame 13 bulkhead to connection with bomb door jack pipe 'open' line	1	DTD5019	C	SH17/11
13231	EB6.73.253	. . . PIPES, SPIRAL, BOMB DOOR JACKS, ASSEMBLY (MOD 2121) Spares for:—	—	—	—	SH17/12
28E/9713018 5K/4345977	AS3181/6C AS4526/6	. . . CLIP, pipe, 3/8" o/d (Pre—Mod 5100)	3	—	C	SH17/13
		. . . CLIP, 3/8" (Alt. R60/39—Mod 5100)	2	—	C	†
		Attaching parts for AS3181/6C and AS4526/6:—				
28D/9436920	A25/1C	. . . Bolt, 2BA (As required)	1	—	C	SH17/15
28D/9133011	A25/2C	. . . Bolt, 2BA (As required)	1	—	C	SH17/16
28M/9403520	A27CP	. . . Nut, 4BA	1	—	C	SH17/17
26494	EEAS21/9BRH	. . . Washer, 'D' (Pre—Mod 5100)	1	L72	C	SH17/19
	EEAS239/1CH	. . . Washer, 'D' (Alt. R60/39—Mod 5100)	1	—	LM	†
28W/9416643	SP47C	. . . Washer, spring	1	—	C	SH17/19A
26488	EB6.73.613	. . . FAIRLEAD	2	—	C	SH17/20
		Attaching parts for EB6.73.613:—				
28D/9133014	A25/13C	. . . Bolt, 2BA (As required)	2	—	C	SH17/21
28D/1011024	A25/21C	. . . Bolt, 2BA (As required)	2	—	C	SH17/22
28M/1012015	AGS2001C1/66	. . . Nut, 2BA (As required)	2	—	C	SH17/23
26489	EB6.73.615	. . . Packing (As required)	1	—	C	SH17/24
28W/9419475	SP15C	. . . Washer, 2BA	2	—	C	SH17/24A
5K/1037443 5K/1046331	AS3360C6C AGS2097C6C	. . . LEAD, bonding (Pre—Mod 5100)	2	—	C	SH17/24B
28F/8011896	AGS1142C	. . . LEAD, bonding (Alt. R60/39—Mod 5100)	2	—	C	†
26484	EB6.73.605	. . . NIPPLE, adaptor	3	—	C	SH17/21A
		. . . PIPE, assembly, coiled front bomb door jack pipe doors 'closed' line	1	DTD5019	C	SH17/22A
26485	EB6.73.607	. . . PIPE, assembly, coiled front bomb door jack pipe doors 'open' line	1	DTD5019	C	SH17/23A
28F/9439766	AGS1106C EB6.73.13	. . . UNION, body	2	—	C	SH17/24C
		. . . PIPES, HYDRAULIC, BETWEEN FRAMES 14 AND 15, ASSEMBLY	—	—	—	SH18/25
		Spares for:—				
5260	EEAS143/5H	. . . CLIP, pipe, single, 3/16" o/d bonding	4	L72	C	SH18/26
5258	EEAS143/6H	. . . CLIP, pipe, single, 3/4" o/d bonding	3	L72	C	SH18/27
5348	EEAS143/8H	. . . CLIP, pipe, single, 3/8" o/d bonding	6	L72	C	SH18/28
5544	EEAS143/21H	. . . CLIP, pipe, single, 1/2" o/d bonding	2	L72	C	SH18/29
5521	EEAS143/24H	. . . CLIP, pipe, single, 3/4" o/d bonding	1	L72	C	SH18/30
5K/8323922	AS4526/3	. . . CLIP, 3/16" (Alt. R60/39—Mod 5100)	4	—	C	†
5K/4345976	AS4526/4	. . . CLIP, 1/4" (Alt. R60/39—Mod 5100)	3	—	C	†
5K/4345977	AS4526/6	. . . CLIP, 3/8" (Alt. R60/39—Mod 5100)	4	—	C	†
5K/4345978	AS4526/8	. . . CLIP, 1/2" (Alt. R60/39—Mod 5100)	1	—	C	†

SERVICES

HYDRAULIC SYSTEM

Ref. No.	Part No.	Description	No. off	Matl. Spec.	Cl. of Equip M.R. L.M.	Plate No.
5K/4345980	AS4526/12	CLIP, 3/4" (Alt. R60/39—Mod 5100) Attaching parts for EEAS143/5H, EEAS143/6H, EEAS143/8H, EEAS143/21H, EEAS143/24H, AS4526/3, AS4526/4, AS4526/6, AS4526/8 and AS4526/12:—	1	—	C	†
28D/1010658	A25/1B	Bolt, 4BA (As required)	1	—	C	SH18/31
28D/1008149	A25/2B	Bolt, 4BA (As required)	1	—	C	SH18/32
28D/9133011	A25/2C	Bolt, 2BA (As required)	1	—	C	SH18/33
28M/1278189	AGS2001B1	Nut, 4BA (As required)	1	—	C	SH18/34
28M/1012015	AGS2001C1/66	Nut, 2BA (As required)	1	—	C	SH18/35
5259	EEAS21/2ERH	Washer, 'D' (Pre—Mod 5100)	1	L72	C	SH18/36
45932	EEAS237/17CH	Washer, 'D' (As required) (Alt. R60/39—Mod 5100)	1	—	LM	†
	EEAS239/1CH	Washer, 'D' (As required) (Alt. R60/39—Mod 5100)	1	—	LM	†
	EEAS239/2CH	Washer, 'D' (As required) (Alt. R60/39—Mod 5100)	1	—	LM	†
28W/9419474	SP15B	Washer, 4BA	1	—	C	SH18/36A
829	EA1.73.181	CLIP, thermal relief valve mounting (Mod 1266) Attaching parts for EA1.73.181:—	4	—	C	SH18/37
28D/9140645	A25/10C	Bolt, 2BA	2	—	C	SH18/38
28M/1006473	A27CT	Nut, 2BA	2	—	C	SH18/39
28W/9416643	SP47C	Washer, spring	2	—	C	SH18/39A
	AGS1159B	CONE, cap (Pre—Mod 5100)	2	—	C	SH18/40
28F/1013959	AGS1236B	CONE, cap (Alt. R60/80—Mod 5100)	2	—	C	SH18/41
28F/9440831	AGS1118A	CONE, tee	2	—	C	SH18/42
28F/8011811	AGS1118B	CONE, tee	1	—	C	SH18/43
28F/9463543	AGS1120/1	CONE, tee	2	—	C	SH18/44
28F/9129085	AGS1102A	CONE, union body	1	—	C	SH18/45
806	EA1.73.177	COUPLING, tee, at thermal relief valve pipe junction with bomb door jack line	2	—	C	SH18/46
7764	EA3.73.593	FAIRLEAD, between frames 14 and 15 Attaching parts for EA3.73.593:—	1	—	C	SH18/47
28D/9140645	A25/10C	Bolt, 2BA	2	—	C	SH18/48
5259	EEAS21/2ERH	Washer, 'D'	2	L72	C	SH18/48A
5K/7000230	AS3360B3B	LEAD, bonding (Pre—Mod 5100)	2	—	C	SH18/48B
28P/9486478	SP90C5	PIN, split (Pre—Mod 5100)	2	—	C	†
28P/9710567	SP90C4	PIN, split (Alt. R60/80—Mod 5100)	2	—	C	†
1987	EA1.73.339	PIPE, assembly, from nosewheel rotary control valve to tee cone aft of frame 14, hand pump pressure line (Pre—Mod 5100)	1	DTD5019	C	SH18/49
	EA3.73.1303	PIPE, assembly (Alt. R60/80—Mod 5100)	1	DTD5019	LM	
1988	EA1.73.343	PIPE, assembly, from nosewheel rotary control valve to tee cone aft of frame 14, nosewheel 'up' line (Pre—Mod 5100)	1	DTD5019	C	SH18/50
	EA3.73.1305	PIPE, assembly (Alt. R60/80—Mod 5100)	1	DTD5019	LM	
1989	EA1.73.345	PIPE, assembly, from nosewheel rotary control valve to tee cone aft of frame 14, nosewheel 'down' line (Pre—Mod 5100)	1	DTD5019	C	SH18/51
	EA3.73.1307	PIPE, assembly (Alt. R60/80—Mod 5100)	1	DTD5019	LM	
808	EA1.73.347	PIPE, assembly, from aft thermal relief valve to tee cone aft of frame 14 (port)	1	DTD5019	C	SH18/52
809	EA1.73.349	PIPE, assembly, from forward thermal relief valve to tee cone aft of frame 14 (port)	1	DTD5019	C	SH18/53

SERVICES
HYDRAULIC SYSTEM

Ref. No.	Part No.	Description 1 2 3 4 5 6	No. off	Matl. Spec.	Cl. of	Plate
					Equip M.R. L.M.	
1990	EA1.73.351	. . PIPE, assembly, from tee cone aft of frame 14 to union body forward of frame 13, bomb door 'open' line	1	DTD5019	C	SH18/54
1991	EA1.73.353	. . PIPE, assembly, from tee cone aft of frame 14 to union body forward of frame 13, bomb door 'closed' line	1	DTD5019	C	SH18/55
810	EA1.73.355	. . PIPE, assembly, from forward thermal relief valve to tee cone aft of frame 14 (starboard)	1	DTD5019	C	SH18/56
811	EA1.73.357	. . PIPE, assembly, from aft thermal relief valve to tee cone aft of frame 14 (starboard)	1	DTD5019	C	SH18/57
813	EA1.73.361	. . PIPE, assembly, from 4-way union to tee cone forward of frame 15, reservoir return line (Pre-Mod 5100)	1	L56	C	SH18/58
	EA3.73.1309	. . PIPE, assembly (Alt. R60/80-Mod 5100)	1	L56	LM	
814	EA1.73.363	. . PIPE, assembly, from forward (port) thermal relief valve to tee cone, reservoir return line	1	DTD5019	C	SH18/59
815	EA1.73.365	. . PIPE, assembly, from aft (port) thermal relief valve to tee cone, reservoir return line	1	DTD5019	C	SH18/60
816	EA1.73.367	. . PIPE, assembly, from port thermal relief valves tee to 4-way union cone, reservoir return line	1	DTD5019	C	SH18/61
817	EA1.73.369	. . PIPE, assembly, from forward (starboard) thermal relief valve to tee cone, reservoir return line	1	DTD5019	C	SH18/62
818	EA1.73.371	. . PIPE, assembly, from aft (starboard) thermal relief valve to tee cone, reservoir return line	1	DTD5019	C	SH18/63
819	EA1.73.373	. . PIPE, assembly, from starboard thermal relief valves tee to 4-way union cone, reservoir return line	1	DTD5019	C	SH18/64
1992	EA1.73.375	. . PIPE, assembly, from tee cone at frame 15 to adaptor nipple at frame 12, reservoir return line	1	L56	C	SH18/65
5950	EA3.73.777	. . PIPE, assembly, from union cone forward of frame 15 to pressure gauge relay	1	DTD5019	C	SH18/66
28F/8011819	AGS904B	. . SLEEVE, outer (Pre-Mod 5100)	2	—	C	SH18/67
	AGS2111	. . SLEEVE, outer (Alt. R60/80-Mod 5100)	2	—	C	
28F/4051705	AGS1125/1	. . UNION PIECE, cone- 4-way	1	—	C	SH18/68
	EB6.73.17	. . PIPES, HYDRAULIC, BETWEEN FRAMES 16 AND 17, PORT AND STARBOARD, ASSEMBLY Spares for:—	—	—	—	SH19/1
5522	EEAS81/3H	. . CLIP, pipe, double, 3/8" o/d bonding	1	L72	C	SH19/2
5348	EEAS143/8H	. . CLIP, pipe, single, 3/8" o/d bonding (Pre-Mod 5100)	4	L72	C	SH19/3
5543	EEAS143/10H	. . CLIP, pipe, single, 1/2" o/d bonding (Pre-Mod 5100)	1	L72	C	SH19/4
5523	EEAS143/23H	. . CLIP, pipe, single, 3/8" o/d bonding (Pre-Mod 5100)	10	L72	C	SH19/5
28E/1059359	AGS2081/6	. . CLIP, pipe, 3/8" dia, rubber covered (Pre-Mod 5100)	6	L72	C	SH19/6
5K/4345977	AS4526/6	. . CLIP, 3/8" (Alt. R60/39-Mod 5100)	8	—	C	†
5K/4345978	AS4526/8	. . CLIP, 1/2" (Alt. R60/39-Mod 5100)	1	—	C	†
5K/4345979	AS4526/10	. . CLIP, 3/8" (Alt. R60/39-Mod 5100)	5	—	C	†
28E/9130685	AS5419/6	. . CLIP, 3/8" (Alt. R60/39-Mod 5100)	2	—	C	†

SERVICES
HYDRAULIC SYSTEM

Ref. No.	Part No.	Description	No. off	Matl. Spec.	Cl. of Equip M.R. L.M.	Plate No.
28E/9130754	AS5419/10	CLIP, 3/8" (Alt. R60/39—Mod 5100) Attaching parts for EEAS91/3H, EEAS143/8H, EEAS143/10H, EEAS143/23H, AGS2081/6, AS4526/6, AS4526/8, AS4526/10, AS5419/6 and AS5419/10:—	2	—	C	†
28D/1010658	A25/1B	Bolt, 4BA (As required)	1	—	C	SH19/7
28D/9419452	A25/3B	Bolt, 4BA (As required)	1	—	C	SH19/8
28D/9436920	A25/1C	Bolt, 2BA (As required)	1	—	C	SH19/9
28D/1200119	A25/4C	Bolt, 2BA (As required)	1	—	C	SH19/10
28M/1278189	AGS2001B1	Nut, 4BA (As required)	1	—	C	SH19/11
28M/1012015	AGS2001C1/66	Nut, 2BA (As required)	1	—	C	SH19/12
28W/9419475	SP15C	Washer, 2BA (As required)	1	—	C	SH19/12A
5259	EEAS21/2ERH	Washer, 'D' (Pre—Mod 5100)	1	L72	C	SH19/13
45932	EEAS237/17CH	Washer, 'D' (As required) (Alt. R60/39—Mod 5100)	1	—	C	†
	EEAS239/1CH	Washer, 'D' (As required) (Alt. R60/39—Mod 5100)	1	—	LM	†
	EEAS239/2CH	Washer, 'D' (As required) (Alt. R60/39—Mod 5100)	1	—	LM	†
28F/9476124	AGS1118C	CONE, tee	3	—	C	SH19/14
28F/9489323	AGS1120/10	CONE, tee	1	—	C	SH19/15
30965	EA3.73.915	COUPLING, pipe	3	S91	C	SH19/16
803	EA1.73.249	COUPLING, tee	1	—	C	SH19/17
16510	EB6.73.197	FAIRLEAD, at starboard wing joint Attaching parts for EB6.73.197:—	1	—	C	SH19/18
28D/1200119	A25/4C	Bolt, 2BA	4	—	C	SH19/19
28M/9403520	A27CP	Nut, 2BA	4	—	C	SH19/20
28W/9416643	SP47C	Washer, spring	4	—	C	SH19/20A
16512	EB6.73.203	FAIRLEAD, at port wing joint Attaching parts for EB6.73.203:—	1	—	C	SH19/21
28D/1200119	A25/4C	Bolt, 2BA	4	—	C	SH19/22
28M/9403520	A27CP	Nut, 2BA	4	—	C	SH19/23
28W/9416643	SP47C	Washer, spring	4	—	C	SH19/23A
16511	EB6.73.199	FAIRLEAD, half for pipes to starboard wing Attaching parts for EB6.73.199:—	2	—	C	SH19/24
28D/9140644	A25/9C	Bolt, 2BA	3	—	C	SH19/25
28M/1012015	AGS2001C1/66	Nut, 2BA	3	—	C	SH19/26
28W/9419402	SP13C	Washer, 2BA	3	—	C	SH19/26A
5K/7000230	AS3360B3B	LEAD, bonding (Pre—Mod 5100)	2	—	C	SH19/26B
5K/7001266	AS3360C3C	LEAD, bonding (Pre—Mod 5100)	5	—	C	SH19/26C
5K/7000230	AS3360B3B	LEAD, bonding (Alt. R60/39—Mod 5100)	1	—	C	†
5K/6347182	AS3360C3C	LEAD, bonding (Alt. R60/39—Mod 5100)	3	—	C	†
28F/9439897	AGS1142E	NIPPLE, adaptor	8	—	C	SH19/27
28F/8011897	AGS1142F	NIPPLE, adaptor	2	—	C	SH19/28
7758	EA3.73.717	PEG Attaching part for EA3.73.717:—	1	—	C	SH19/29
28M/1012015	AGS2001C1/66	Nut, 2BA	1	—	C	SH19/30
792	EA3.73.375	PIPE, assembly, between union bodies aft of frame 16, port engine driven pump suction line	1	L56	C	SH19/31
794	EA3.73.383	PIPE, assembly, from union body to tee coupling aft of frame 16, port engine driven pump suction line	1	L56	C	SH19/32
801	EA3.73.499	PIPE, assembly, from tee coupling to union body, aft of frame 16, engine driven pump suction line	1	L56	C	SH19/33

HYDRAULIC SYSTEM

Ref. No.	Part No.	Description	No. off	Matl. Spec.	Cl. of Equip M.R. L.M.	Plate No.
3661	EA3.73.703	. . PIPE, assembly, from tee cone forward to tee cone aft, pressure line	1	DTD5019	C	SH19/34
3663	EA3.73.705	. . PIPE, assembly, from tee cone to ground/flight selector, pressure line	1	DTD5019	C	SH19/35
5959	EA3.73.779	. . PIPE, assembly, from ground/flight selector to tee cone forward of frame 16	1	DTD5019	C	SH19/36
5960	EA3.73.811	. . PIPE, assembly, from tee cone to pressure relay gauge	1	DTD5019	C	SH19/37
30957	EA3.73.911	. . PIPE, assembly, between couplings aft of frame 16, port engine driven pump delivery line	1	DTD5016	C	SH19/38
30955	EA3.73.913	. . PIPE, assembly, between couplings aft of frame 16, port engine driven pump delivery line	1	DTD5016	C	SH19/39
30975	EA4.73.285	. . PIPE, assembly, from coupling aft of frame 16 to union body at rib 1, port wing, engine driven pump delivery line	1	DTD5016	C	SH19/40
30977	EA4.73.271	. . PIPE, assembly, from coupling aft of frame 16 to connection at rib 1, starboard wing, port engine driven pump delivery line	1	DTD5016	C	SH19/41
21853	EA9.73.649	. . PIPE, assembly, from tee coupling aft of frame 16 to cone body aft of frame 13, engine driven pumps suction line	1	L56	C	SH19/42
5952	EB6.73.75	. . PIPE, assembly, from rotary control valve to tee cone forward of frame 16, pressure line	1	DTD5019	C	SH19/43
5955	EB6.73.93	. . PIPE, assembly, from union body aft of frame 16 to connection at rib 1, starboard wing, port engine driven pump suction line	1	L56	C	SH19/44
5957	EB6.73.97	. . PIPE, assembly, from tee cone aft of frame 16 to non-return valve in starboard wing between fuselage and rib 1, engine driven pump pressure line	1	DTD5019	C	SH19/45
5958	EB6.73.99	. . PIPE, assembly, from tee cone aft of frame 16 to union cone in starboard wing between fuselage and rib 1, engine driven pump return line	1	DTD5019	C	SH19/46
12050	EB6.73.141	. . PIPE, assembly, from non-return valve forward of frame 16 to tee cone aft of frame 16, engine driven pump return line	1	L56	C	SH19/47
16508	EB6.73.143	. . PIPE, assembly, from tee cone forward of frame 16 to tee cone aft of frame 16, pressure line	1	DTD5019	C	SH19/48
6999	EB6.73.189	. . PIPE, assembly, from coupling aft of frame 16 to union body at rib 1, port wing engine driven pump suction line	1	DTD5019	C	SH19/49
15148	EB6.73.201	. . PLATE, stop Attaching parts for EB6.73.201:—	1	—	C	SH19/50
28D/1011023	A25/20C	. . Bolt, 2BA	2	—	C	SH19/51
28M/1012015	AGS2001C1/66	. . Nut, 2BA	2	—	C	SH19/52
	AS2809/4/05	. . Tube, distance	2	—	—	SH19/53
28F/4051569	AGS1103E	. . UNION, body	3	—	C	SH19/54
	EB6.73.19	. . PIPES, HYDRAULIC, BETWEEN FRAMES 17 AND 18, PORT, ASSEMBLY Spares for:—	—	—	—	SH10/41
5348	EEAS143/8H	. . CLIP, pipe, single, 3/8" o/d bonding (Pre—Mod 5100)	2	L72	C	SH10/42
5K/4345977	AS4526/6	. . CLIP, 3/8" (Alt. R60/39—Mod 5100) Attaching parts for EEAS143/8H and AS4526/6:—	1	—	C	†
28D/1010658	A25/1B	. . Bolt, 4BA	1	—	C	SH10/43
28M/1278189	AGS2001B1	. . Nut, 4BA	1	—	C	SH10/44
5259	EEAS21/2ERH	. . Washer, 'D' (Pre—Mod 5100)	1	L72	C	SH10/45
45932	EEAS237/17CH	. . Washer, 'D' (Alt. R60/39—Mod 5100)	1	—	C	†

SERVICES
HYDRAULIC SYSTEM

Ref. No.	Part No.	Description	No. off	Matl. Spec.	Cl. of Equip M.R. L.M.	Plate No.
28F/9140971 804	AGS1104C	. . . CONE, adaptor	1	—	C	SH10/46
	EA3.73.479	. . . PIPE, assembly, from tee cone forward of frame 18 to cone adaptor at port wing joint, undercarriage door jacks, 'closed' line	1	DTD5019	C	SH10/47
28F/9707349	AGS1114C	. . . SLEEVE, screwed flanged bulkhead Attaching parts for AGS1114C:—	1	—	C	SH10/48
28D/9436920	A25/1C	. . . Bolt, 2BA	3	—	C	SH10/49
28M/9403520	A27CP	. . . Nut, 2BA	3	—	C	SH10/50
28F/4051652	AGS1115/5	. . . Washer, plate	1	—	C	SH10/51
28W/9416643	SP47C	. . . Washer, spring	3	—	C	SH10/51A
980	EEAS20/1DR	. . . TAB, locking, 20 SWG	1	L72	C	SH10/52
28F/1202393	AGS1138C	. . . WASHER, jointing	1	—	C	SH10/53
	EB6.73.165	. . . PIPES, HYDRAULIC, AT REAR BOMB BAY DOOR OPERATING JACK, ASSEMBLY Spares for:—	—	—	—	SH13/14
5348	EEAS143/8H	. . . CLIP, pipe, single, 3/8" o/d bonding (Pre—Mod 5100)	9	L72	C	SH13/15
5K/4345977	AS4526/6	. . . CLIP, 3/8" (Alt. R60/39—Mod 5100)	4	—	C	†
28E/9130685	AS5419/6	. . . CLIP, 3/8" (Alt. R60/39—Mod 5100) Attaching parts for EEAS143/8H, AS4526/6 and AS5419/6:—	3	—	C	†
28D/1008149	A25/2B	. . . Bolt, 4BA (As required)	1	—	C	SH13/16
28D/9419452	A25/3B	. . . Bolt, 4BA (As required)	1	—	C	SH13/17
28M/1278189	AGS2001B1	. . . Nut, 4BA	1	—	C	SH13/18
28W/9419474	SP15B	. . . Washer, 4BA (As required)	1	—	C	SH13/18A
5259	EEAS21/2ERH	. . . Washer, 'D' (As required) (Pre—Mod 5100)	1	L72	C	SH13/19
45932	EEAS237/17CH	. . . Washer, 'D' (As required) (Alt. R60/39—Mod 5100)	1	—	C	†
28F/9471001	AGS1102C	. . . CONE, union body	2	—	C	SH13/20
5K/7000230	AS3360B3B	. . . LEAD, bonding (Pre—Mod 5100)	2	—	C	SH13/20A
5K/7000230	AS3360B3B	. . . LEAD, bonding (Alt. R60/39—Mod 5100)	2	—	C	†
28614	EB6.73.621	. . . PIPE, assembly, from union cone aft of frame 28 to rear bomb door operating jack pipe connection, doors 'closed' line	1	—	—	SH13/21
28615	EB6.73.623	. . . PIPE, assembly, from union cone aft of frame 28 to rear bomb door operating jack pipe connection, doors 'open' line	1	—	—	SH13/22
13231	EB6.73.253	. . . PIPES, SPIRAL, BOMB DOOR JACKS, ASSEMBLY Spares for:—	—	—	—	SH13/23
26486	EB6.73.609	. . . ADAPTOR, assembly Attaching parts for EB6.73.609:—	1	—	C	SH13/24
28D/1011021	A25/16C	. . . Bolt, 2BA	2	—	C	SH13/25
26487	EB6.73.611	. . . Piece, distance	2	—	C	SH13/26
28W/9419475	SP15C	. . . Washer, 2BA	2	—	C	SH13/26A
28E/9713018	AS3181/6C	. . . CLIP, pipe, 3/8" o/d (Pre—Mod 5100)	4	—	C	SH13/27
5K/4345977	AS4526/6	. . . CLIP, 3/8" (Alt. R60/39—Mod 5100) Attaching parts for AS3181/6C and AS4526/6:—	2	—	C	†
28D/9436920	A25/1C	. . . Bolt, 2BA	1	—	C	SH13/28
28M/9403520	A27CP	. . . Nut, 2BA	1	—	C	SH13/29
26494	EEAS21/9BRH	. . . Washer, 'D' (Pre—Mod 5100)	1	L72	C	SH13/30
28W/9416643	EEAS239/1CH	. . . Washer, 'D' (Alt. R60/39—Mod 5100)	1	—	LM	†
	SP47C	. . . Washer, spring	1	—	C	SH13/30A

SERVICES
HYDRAULIC SYSTEM

Part Number	Description	No. Off	Matl. Spec.	Plate No.						
					1	2	3	4	5	6
EB6.73.613	FAIRLEAD	1	-	SH13/31						
	Attaching parts for EB6.73.613 :-									
A25/16C	Bolt, 2BA	2	-	SH13/32						
AGS2001C1/66	Nut, 2BA	2	-	SH13/33						
SP15C	Washer, 2BA	2	-	SH13/33A						
AS3360C3C	LEAD, bonding (Pre-Mod 5100)	1	-	SH13/34A						
AGS2097C6C	LEAD, bonding (Alt.R60/39-Mod 5100)	1	-	↑						
AGS1142C	NIPPLE, adaptor	4	-	SH13/35						
EB6.73.601	PIPE, assembly, coiled rear bomb door jack pipe, doors 'open' line	1	DTD5019	SH13/34						
EB6.73.625	PIPE, assembly, coiled rear bomb door jack pipe, doors 'closed' line (Mod 3507)	1	DTD5019	SH13/35A						
AGS1106C	UNION, body	1	-	SH13/37						
EB6.73.171	PIPES, HYDRAULIC, BETWEEN FRAMES 15 AND 16, STARBOARD, ASSEMBLY	-	-	SH11/47						
	Spares for :-									
EA3.73.221	BRACKET, relay valve mounting	1	T45	SH11/48						
	Attaching parts for EA3.73.221 :-									
A25/14C	Bolt, 2BA	2	-	SH11/49						
AGS2001C1/66	Nut, 2BA	2	-	SH11/50						
EEAS143/8H	CLIP, pipe, single, 3/8" o/d bonding (Pre-Mod 5100)	1	L72	SH11/51						
EEAS143/21H	CLIP, pipe, single, 1/2" o/d bonding (Pre-Mod 5100)	3	L72	SH11/52						
EEAS143/24H	CLIP, pipe, single, 1/2" o/d bonding (Pre-Mod 5100)	2	L72	SH11/53						
AS4526/6	CLIP, 3/8" (Alt.R60/39-Mod 5100)	1	-	↑						
AS4526/8	CLIP, 1/2" (Alt.R60/39-Mod 5100)	1	-	↑						
AS4526/12	CLIP, 1/2" (Alt.R60/39-Mod 5100)	1	-	↑						
AS5419/8	CLIP, 1/2" (Alt.R60/39-Mod 5100)	1	-	↑						
	Attaching parts for EEAS143/8H, EEAS143/21H, EEAS143/24H, AS4526/6, AS4526/8, AS4526/12 and AS5419/8 :-									
A25/1B	Bolt, 4BA (As required)	1	-	SH11/54						
A25/1C	Bolt, 2BA (As required)	1	-	SH11/55						
A25/3C	Bolt, 2BA (As required)	1	-	SH11/56						
AGS2001B1	Nut, 4BA (As required)	1	-	SH11/57						
AGS2001C1/66	Nut, 2BA (As required)	1	-	SH11/58						
EEAS21/2ERH	Washer, 'D' (As required) (Pre-Mod 5100)	1	L72	SH11/59						
EEAS237/17CH	Washer, 'D' (As required) (Alt.R60/39-Mod 5100)	1	-	↑						
EEAS239/1CH	Washer, 'D' (As required) (Alt.R60/39-Mod 5100)	1	-	↑						
EEAS239/2CH	Washer, 'D' (As required) (Alt.R60/39-Mod 5100)	1	-	↑						
AS3360C3C	LEAD, bonding (Pre-Mod 5100)	2	-	SH11/59A						
EB6.73.139	PIPE, assembly, from tee cone forward of frame 15 to non-return valve between frames 15 and 16, bomb doors 'return' line	1	L56	SH11/60						
EA1.73.113	SELECTOR, NOSEWHEEL GROUND, ASSEMBLY	1	-	SH16/48						
	Spares for :-									
EA1.73.395	BRACKET, nosewheel selector mounting	1	L72	SH16/49						
	Attaching parts for EA1.73.395 :-									
A25/1C	Bolt, 2BA	5	-	SH16/50						
A25/2C	Bolt, 2BA	1	-	SH16/51						
A27CP	Nut, 2BA	6	-	SH16/52						
SP47C	Washer, spring	6	-	SH16/52A						
EA1.73.391	LEVER, GROUND SELECTOR, NOSEWHEEL, ASSEMBLY	1	-	SH16/53						
	Spares for :-									
EA1.73.233	SPRING, tension, 20 SWG	1	-	SH16/54						

SERVICES
HYDRAULIC SYSTEM

Part Number	Description 1 2 3 4 5 6	No. Off	Mater. Spec.	Plate No.
EG4.73.103	HYDRAULIC EQUIPMENT IN FRONT, FUSELAGE, ASSEMBLY	-	-	SH1/1
EA6.73.283	HYDRAULIC EQUIPMENT CIRCUIT Consisting of:-	-	-	
LOCKHEED AIR40016 10069 N & Z or SIS.3592 DOWTY 0.8214Y/CO.1 DOWTY 0.8246Y/CO.1 DUNLOP 4/W3/101/8/8/11.2	. . . ACCUMULATOR, hydraulic . . . GAUGE, pressure . . . GAUGE, pressure, Mk.14 LL . . . JACK, nosewheel . . . JACK, nosewheel door . . . PIPE, flexible, nosewheel door 'closed' line (Pre-Mods 5100 or 5190)	1 2	- -	SH1/2 SH1/3
4W14DAS7005/11.2	. . . PIPE (Alt. R60/32-Mods 5100 or 5190) (Pre-Mod 5503)	1	-	SH1/4
4W14-261-8-8-11.2 4/W3/101/8/9/10	. . . PIPE, flexible, nosewheel door 'closed' line (Mod 5503) . . . PIPE, flexible, nosewheel door 'open' line (Pre-Mods 5100 or 5190)	1 1	- -	SH1/7
4W14DAS7006/10	. . . PIPE (Alt. R60/32-Mods 5100 or 5190) (Pre-Mod 5503)	1	-	
4W14-261-8-9-10.0 4/W3/101/8/9/15	. . . PIPE, flexible, nosewheel door 'open' line (Mod 5503) . . . PIPE, flexible, nosewheel 'up' line (Pre-Mods 5100 or 5190)	1 1	- -	SH1/8
4W14DAS7006/15 DUNLOP 4/W3/101/8/9/24	. . . PIPE (Alt. R60/32-Mods 5100 or 5190) . . . PIPE, flexible, nosewheel 'down' line (Pre-Mods 5100 or 5190)	1 1	- -	SH1/9
4W14DAS7006/24	. . . PIPE (Alt. R60/32-Mods 5100 or 5190) (Pre-Mod 5503)	1	-	
4W14-261-8-9-24.0 77C1275	. . . PIPE, flexible, nosewheel 'down' line (Mod 5503) . . . PUMP, hand, duplex Attaching parts for 77C1275 when not supplied with pump (EB6.73.259):-	1 1	- -	SH1/10
A25/16E A25/11C SP144/028 A27CP SP47E SP47C SP13C	. . . Bolt, 1/4" BSF . . . Bolt, 2BA . . . Clip . . . Nut, 2BA . . . Washer, spring . . . Washer, spring . . . Washer, 2BA	3 2 1 2 3 2 2	- - - - - - -	SH1/11 SH1/12 SH1/13 SH1/14 SH1/14A SH1/14B SH1/14C
ELECTRO HYDRAULICS 7391	. . . RELAY, HYDRAULIC PRESSURE GAUGE Consisting of:-	1	-	SH1/15
9913	. . . ADAPTOR, outlet to gauge	1	-	
9938	. . . ADAPTOR, hydraulic supply unit	1	-	
73082	. . . BODY	1	DTD130B	
30M36x4	. . . CIRCLIP, nut to body	1	-	
73081	. . . CYLINDER	1	S1	
73039	. . . NUT, cylinder to body	1	-	
73083	. . . PISTON	1	L1	

SERVICES
HYDRAULIC SYSTEM

Part Number	1 2 3 4 5 6	Description	No. Off	Matl. Spec.	Plate No.
40044	. . .	PLUG, bleed	1	-	
7379	. . .	RESTRICTOR	1	-	
739112	. . .	RING, piston	1	-	
739113	. . .	RING, piston	1	-	
739114	. . .	RING, sealing cylinder to body	1	-	
2M/14X10	. . .	WASHER, at adaptors and restrictor	3	-	
DOWTY C2254Y	. . .	UNIT, oil filter Attaching parts for C2254Y (EB6.73.27) :-	1	-	SH1/16
A25/9E	. . .	Bolt, 1/4" BSF	2	-	SH1/17
AGS2001E1/66	. . .	Nut, 1/4"	2	-	SH1/18
AS2811/6/050	. . .	Tube, distance	2	-	SH1/19
DUNLOP AC12734	. . .	VALVE, brake control (For spares see AP4515, Vol.3, Pt. 1, Sect. 2, Chap. 37) (Pre-Mod 3962)	1	-	SH1/20
DUNLOP AC61762	. . .	VALVE, brake control (Mod 3962)	1	-	
DOWTY C4603Y.Mk.E	. . .	VALVE, thermal relief	2	-	SH1/21
DOWTY D401Y/G	. . .	VALVE, sequence, nosewheel	1	-	SH1/22
DOWTY D401Y/H	. . .	VALVE, sequence, nosewheel door	1	-	SH1/23
DOWTY D2568Y	. . .	VALVE, pressure relief reservoir (For spares see AP4515B, Vol. 3)	1	-	SH1/24
LOCKHEED UMC704	. . .	VALVE, non-return	2	-	SH1/25
MESSIER 8557	. . .	VALVE, non-return, pressurisation	1	-	SH1/26
AGS2096A EB6.73.355	. . .	VALVE, charging	2	-	SH1/27
	. . .	PIPES, HYDRAULIC, FRAMES 1 TO 3, ASSEMBLY Spares for :-	-	-	SH2/1
EA3.73.221	. . .	BRACKET, mounting, relay valve Attaching parts for EA3.73.221 :-	1	T45	SH2/2
A25/14C	. . .	Bolt, 2BA	2	-	SH2/3
EEAS91/1	. . .	CLIP, pipe double	1	L16	SH2/4
EEAS143/5H	. . .	CLIP, pipe, single 3/16" o/d (Pre-Mod 5100)	21	L72	SH2/5
EEAS143/6H	. . .	CLIP, pipe, single, 1/4" o/d (Pre-Mod 5100)	1	L72	SH2/6
EEAS143/8H	. . .	CLIP, pipe, single, 3/16" o/d (Pre-Mod 5100)	3	L72	SH2/7
AS4526/3	. . .	CLIP, 3/16" (Alt.R60/39-Mod 5100)	8	-	†
AS4526/4	. . .	CLIP, 1/4" (Alt.R60/39-Mod 5100)	1	-	†
AS4526/6	. . .	CLIP, 3/8" (Alt.R60/39-Mod 5100)	1	-	†
AS5419/3	. . .	CLIP, 3/16" (Alt.R60/39-Mod 5100)	1	-	†
AS5419/6	. . .	CLIP, 3/8" (Alt.R60/39-Mod 5100)	9	-	†
	. . .	Attaching parts for EEAS91/1, EEAS143/5H, EEAS143/6H, EEAS143/8H, AS4526/3, AS4526/4, AS4526/6, AS5419/3 and AS5419/6 :-			
A25/1B	. . .	Bolt, 4BA (As required)	1	-	SH2/8
A25/2B	. . .	Bolt, 4BA (As required)	1	-	SH2/9
AGS2001B1	. . .	Nut, 4BA (As required)	1	-	SH2/10
EEAS21/2ERH	. . .	Washer, 'D' (Pre-Mod 5100)	1	-	SH2/11
EEAS237/12CH	. . .	Washer, 'D' (Alt.R60/39-Mod 5100)	1	-	†

SERVICES
HYDRAULIC SYSTEM

Part Number	1 2 3 4 5 6	Description	No. Off	Matl. Spec.	Plate No.
AGS1102A	.	CONE, union body	1	-	SH2/12
AGS1107A	.	CONE, union, reducing	1	-	SH2/13
AGS1107E	.	CONE, union, reducing	1	-	SH2/14
AGS1118A	.	CONE, tee	1	-	SH2/15
AGS1120/8	.	CONE, tee, 3/8" x 1/4" x 1/4"	1	-	SH2/16
EA3.73.157	.	FAIRLEAD, at frame 2	1	-	SH3/1
EA3.73.577	.	FAIRLEAD, between frames 1 and 2	1	-	SH3/2
A25/8C	.	Attaching parts for EA3.73.157 and EA3.73.577 :-			
A27CP	.	Bolt, 2BA	2	-	SH3/3
SP47C	.	Nut, 2BA	2	-	SH3/4
	.	Washer, spring	2	-	SH3/5
AS3360B3B	.	LEAD, bonding (Pre-Mod 5100)	6	-	SH2/17
AS3360C3B	.	LEAD, bonding (Pre-Mod 5100)	1	-	SH2/18
AS3360B3B	.	LEAD, bonding (Alt.R60/39-Mod 5100)	1	-	↑
AS3360B3C	.	LEAD, bonding (Alt.R60/39-Mod 5100)	2	-	↑
AGS1142A	.	NIPPLE, adaptor	2	-	SH3/6
EB7.73.389	.	PIPES, HYDRAULIC, BRAKE CHARGING POINT, ASSEMBLY (MOD 3513)	-	-	
	.	Spares for :-			
EEAS143/7H	.	CLIP, pipe, single, 5/16" o/d	1	-	SH3/7
A25/1B	.	Attaching parts for EEAS143/7H :-			
AGS2001B1	.	Bolt, 4BA	1	-	SH3/8
EEAS21/2ERH	.	Nut, 4BA	1	-	SH3/9
	.	Washer, 'D'	1	-	SH3/10
AGS1118A	.	CONE, tee	1	-	SH3/11
AGS1107A	.	CONE, union, reducing	1	-	SG3/12
AS3360B3B	.	LEAD, bonding	1	-	SH3/13
EB7.73.381	.	PIPE, assembly, from brake pressure gauge to tee piece	1	DTD5019	SH3/14
EB7.73.383	.	PIPE, assembly, from tee piece to relay valve	1	DTD5019	SH3/15
EB7.73.385	.	PIPE, assembly, from tee piece to bulkhead connector on frame 1	1	DTD5019	SH3/16
AGS1186B	.	SEAL, bonded	2	-	SH3/17
AGS1114B	.	SLEEVE, screwed, flanged	1	-	SH3/18
	.	Attaching parts for AGS1114B :-			
A25/2B	.	Bolt, 4BA	6	-	SH3/19
AGS2001B1	.	Nut, 4BA	6	-	SH3/20
AGS1115/3	.	Washer, plate	1	-	SH3/21
SP13B	.	Washer, 4BA	6	-	SH3/22
EEAS20/2DR	.	TAB, locking	2	-	SH3/23
EA3.73.259	.	PIPE, assembly, from relay valve to differential unit tee, supply line	1	DTD5019	SH3/24
EA3.73.261	.	PIPE, assembly, from union cone at frame 1, to differential unit, return line (Pre-Mod 5100)	1	DTD5019	SH3/25
EA3.73.1157	.	PIPE, assembly (Alt.R60/80-Mod 5100)	1	DTD5019	
EA3.73.263	.	PIPE, assembly, from differential unit to tee, supply line (Pre-Mod 5100)	1	DTD5019	SH3/26
EA3.73.1159	.	PIPE, assembly (Alt.R60/80-Mod 5100)	1	DTD5019	
EA3.73.265	.	PIPE, assembly, from union at frame 1 to union at frame 3, return line	1	L56	SH3/27

SERVICES
HYDRAULIC SYSTEM

Ref. No.	Part No.	Description	No. off	Matl. Spec.	Cl. of Equip M.R. L.M.	Plate No.
1617	EA3.73.267	PIPE, assembly, from differential unit to union at frame 3, port brake line (Pre—Mod 5100)	1	DTD5019	C	SH3/28
1618	EA3.73.1161	PIPE, assembly (Alt. R60/80—Mod 5100)	1	DTD5019	LM	
	EA3.73.269	PIPE, assembly, from differential unit tee to union at frame 3, supply line (Pre—Mod 5100)	1	DTD5019	C	SH3/29
1619	EA3.73.1163	PIPE, assembly (Alt. R60/80—Mod 5100)	1	DTD5019	LM	
	EA3.73.271	PIPE, assembly, from differential unit to union at frame 3, starboard brake line (Pre—Mod 5100)	1	DTD5019	C	SH3/30
5838	EA3.73.1165	PIPE, assembly (Alt. R60/80—Mod 5100)	1	DTD5019	LM	
	EA3.73.825	PIPE, assembly, from hydraulic pressure gauge tee to valve fitting on frame 1	1	DTD5019	C	SH3/31
5837	EA3.73.829	PIPE, assembly, from hydraulic pressure gauge tee to union at frame 1	1	DTD5019	C	SH3/32
5858	EA2.73.1137	PIPE, assembly, from union at frame 3-4 pressure gauge line	1	DTD5019	C	SH3/33
27362	EB7.73.357	PIPE, assembly, from relay valve to pressure gauge (Pre—Mod 3513)	1	DTD5019	C	†
27361	EB6.73.359	PIPE, assembly, from pressure gauge to tee	1	—	—	SH3/34
28F/9128943	AGS1114B	SLEEVE, screwed, flanged	1	—	C	SH2/19
		Attaching parts for AGS1114B:—				
28D/1008419	A25/2B	Bolt, 4BA	6	—	C	SH2/20
28M/1278189	AGS2001B1	Nut, 4BA	6	—	C	SH2/21
28F/4051641	AGS1115/3	Washer, plate	1	—	C	SH2/22
28W/9419465	SP13B	Washer, 4BA	6	—	C	SH2/23
981	EEAS20/2DR	TAB, locking	3	—	C	SH2/24
28F/8014021	AGS1138B	WASHER, jointing	1	—	C	SH2/25
	EB6.73.259	PIPES, HYDRAULIC, FROM HANDPUMP TO FRAME 3-4, ASSEMBLY	—	—	—	SH4/1
		Spares for:—				
761	EA1.73.289	BODY, banjo, special	1	—	C	SH4/2
12423	EB6.73.263	BODY, banjo, special	1	—	C	SH4/3
28F/9423229	AGS1135C	BOLT, banjo	2	—	C	SH4/4
5258	EEAS143/6H	CLIP, pipe, single, 1/4" o/d (Pre—Mod 5100)	2	L72	C	SH4/5
5543	EEAS143/10H	CLIP, pipe, single, 1/2" o/d (Pre—Mod 5100)	2	L72	C	SH4/6
5K/4345976	AS4526/4	CLIP, 1/4" (Alt. R60/39—Mod 5100)	1	—	C	†
5K/4345978	AS4526/8	CLIP, 1/2" (Alt. R60/39—Mod 5100)	1	—	C	†
28E/9130611	AS5419/4	CLIP, 1/4" (Alt. R60/39—Mod 5100)	1	—	C	†
		Attaching parts for EEAS143/6H, EEAS143/10H, AS4526/4, AS4526/8 and AS5419/4:—				
28D/1010658	A25/1B	Bolt, 4BA	1	—	C	SH4/7
28M/1278189	AGS2001B1	Nut, 4BA	1	—	C	SH4/8
28W/9419465	SP13B	Washer, 4BA	1	—	C	SH4/8A
20778	EEAS20/2ER	Washer, 'D' (Pre—Mod 5100)	1	—	C	SH4/9
45932	EEAS237/17CH	Washer, 'D' (Alt. R60/39—Mod 5100)	1	—	C	†
5K/7000230	AS3360B3B	LEAD, bonding (Pre—Mod 5100)	2	—	C	SH4/11
5K/7000230	AS3360B3B	LEAD, bonding (Alt. R60/39—Mod 5100)	2	—	C	†

SERVICES
HYDRAULIC SYSTEM

Ref. No.	Part No.	Description	1 2 3 4 5 6						No. off	Matl. Spec.	Cl. of Equip M.R. L.M.	Plate No.
763	EA3.73.301	PIPE, assembly, from hand pump to union aft of frame 3, pressure line (Pre—Mod 5100)						1	DTD5019	C	SH4/10	
12988	EA3.73.1167 EB6.73.261	PIPE, assembly (Alt. R60/80—Mod 5100) PIPE, assembly, from hand pump to union aft of frame 3, pressure line						1 1	DTD5019 L54	LM C	SH4/11	
28F/1202393	AGS1138C EG4.73.73	WASHER, jointing PIPES, HYDRAULIC, FRAME 3 TO PRESSURE BULKHEAD, ASSEMBLY						4 —	— —	C —	SH4/12	
8336	EA3.73.837	BRACKET, between frames 4 and 5						1	L72	C	SH4/13	
5542	EEAS143/6	CLIP, pipe, single (Pre—Mod 5100)						1	—	C	SH4/14	
17525	EEAS143/10	CLIP, pipe, single (Pre—Mod 5100)						1	—	C	SH4/15	
5260	EEAS143/5H	CLIP, pipe, single (Pre—Mod 5100)						8	L72	C	SH4/16	
5K/6323922	AS4526/3	CLIP, 3/16" (Alt. R60/39—Mod 5100)						1	—	C	†	
5K/4345976	AS4526/4	CLIP, 1/4" (Alt. R60/39—Mod 5100)						1	—	C	†	
5K/4345978	AS4526/8	CLIP, 1/2" (Alt. R60/39—Mod 5100)						8	—	C	†	
		Attaching parts for EEAS143/6, EEAS143/10, EEAS143/5H, AS4526/3, AS4526/4 and AS4526/8:—										
28D/1010658	A25/1B	Bolt, 4BA						1	—	C	SH4/17	
28M/9403519	A27BP	Nut, 4BA						1	—	C	SH4/18	
5259	EEAS21/2ERH	Washer, 'D' (Pre—Mod 5100)						1	L72	C	SH4/19	
45932	EEAS237/17CH EEAS239/1CH	Washer, 'D' (As required) (Alt. R60/39—Mod 5100) Washer, 'D' (As required) (Alt. R60/39—Mod 5100)						1 1	— —	C LM	† †	
28W/9416642	SP47B	Washer, spring						1	—	C	SH4/19A	
28F/9129085	AGS1102A	CONE, union, body						2	—	C	SH4/20	
28F/8011883	AGS1102B	CONE, union, body						8	—	C	SH4/21	
28F/9471001	AGS1102C	CONE, union, body						2	—	C	SH4/22	
28F/9439765	AGS1102D	CONE, union, body						2	—	C	SH4/23	
28F/1036556	AGS1111A	CONE, union body, flanged						1	—	C	SH4/24	
		Attaching parts for AGS1111A:—										
28D/1010658	A25/1B	Bolt, 4BA						6	—	C	SH4/25	
5853	EEAS69/1	Gasket						1	Neo-K-Tex	C	SH4/26	
28M/9403519	A27BP	Nut, 4BA						8	—	C	SH4/27	
28W/9416642	SP47B	Washer, spring						6	—	C	SH4/27A	
28F/9152415	AGS1115/1	Washer, plate						1	—	C	SH4/28	
28F/1013402	AGS1111B	CONE, union body, flanged						4	—	C	SH4/29	
		Attaching parts for AGS1111B:—										
28D/1008149	A25/2B	Bolt, 4BA						6	—	C	SH4/30	
1128	EEAS69/2	Gasket						1	Neo-K-Tex	C	SH4/31	
28M/9403519	A27BP	Nut, 4BA						6	—	C	SH4/32	
28F/9128928	AGS1115/2	Washer, plate						1	—	C	SH4/33	
28W/9416642	SP47B	Washer, spring						6	—	C	SH4/33A	
28F/1036557	AGS1111C	CONE, union body, flanged						1	—	C	SH4/34	
		Attaching parts for AGS1111C:—										
28D/9133011	A25/2C	Bolt, 2BA						6	—	C	SH4/35	
1620	EEAS69/4	Gasket						1	Neo-K-Tex	C	SH4/36	
28M/9403520	A27CP	Nut, 2BA						6	—	C	SH4/37	
28F/9128929	AGS1115/4	Washer, plate						1	—	C	SH4/38	
28W/9416643	SP47C	Washer, spring						6	—	C	SH4/38A	

SERVICES
HYDRAULIC SYSTEM

Part Number	1 2 3 4 5 6	Description	No. Off	Mati. Spec.	Plate No.
AGS1111D		. . CONE, union body, flanged	1	-	SH4/39
		Attaching parts for AGS1111D :-			
A25/2C		. . Bolt, 2BA	6	-	SH4/40
EEAS69/6		. . Gasket	1	Neo-K-Tex	SH4/41
A27CP		. . Nut, 2BA	6	-	SH4/42
AGS1115/6		. . Washer, plate	1	-	SH4/43
SP47C		. . Washer, spring	6	-	SH4/43A
EB6.73.271		. . FAIRLEAD, assembly, navigator's floor	1	-	SH4/44
		Attaching parts for EB6.73.271 :-			
A25/3C		. . Bolt, 2BA	4	-	SH4/45
SP13C		. . Washer, 2BA	4	-	SH4/45A
EB6.73.277		. . FAIRLEAD, assembly, at frames 3 and 4	2	-	SH4/46
		Attaching parts for EB6.73.277 :-			
A25/9C		. . Bolt, 2BA	1	-	SH4/47
A25/11C		. . Bolt, 2BA	2	-	SH4/48
AGS2001C1/66		. . Nut, 2BA	3	-	SH4/49
SP15C		. . Washer, 2BA	3	-	SH4/49A
SP16C		. . Washer, spacing	2	-	SH4/50
EB6.73.283		. . FAIRLEAD, assembly, frames 4 to 7	4	-	SH4/51
		Attaching parts for EB6.73.283 :-			
A25/10C		. . Bolt, 2BA	2	-	SH4/52
A27CP		. . Nut, 2BA	2	-	SH4/53
SP47C		. . Washer, spring	2	-	SH4/53A
EA3.73.183		. . PIPE, assembly, from union cone aft of frame 3 to union cone aft of frame 5, hand pump pressure line (Pre-Mod 5100)	1	DTD5019	SH4/54
EA3.73.1169		. . PIPE, assembly (Alt.R60/80-Mod 5100)	1	DTD5019	
EA3.73.187		. . PIPE, assembly, from union cone aft of frame 5 to flanged cone at pressure bulkhead hand pump pressure line (Pre-Mod 5100)	1	DTD5019	SH4/55
EA3.73.1171		. . PIPE, assembly (Alt.R60/80-Mod 5100)	1	DTD5019	
EA3.73.283		. . PIPE, assembly, from union cone aft of frame 3 to cone aft of frame 5, return line	1	L56	SH4/56
EA3.73.285		. . PIPE, assembly, from union cone aft of frame 3 to union cone aft of frame 5, port brake line (Pre-Mod 5100)	1	DTD5019	SH4/57
EA3.73.1173		. . PIPE, assembly (Alt.R60/80-Mod 5100)	1	DTD5019	
EA3.73.287		. . PIPE, assembly, from union cone aft of frame 3 to union cone aft of frame 5, supply line (Pre-Mod 5100)	1	DTD5019	SH4/58
EA3.73.1175		. . PIPE, assembly (Alt.R60/80-Mod 5100)	1	DTD5019	
EA3.73.289		. . PIPE, assembly, from union cone aft of frame 3 to union cone aft of frame 5, starboard brake line (Pre-Mod 5100)	1	DTD5019	SH4/59
EA3.73.1177		. . PIPE, assembly, (Alt.R60/80-Mod 5100)	1	DTD5019	
EA3.73.291		. . PIPE, assembly, from union cone aft of frame 5 to flanged cone at pressure bulkhead, return line	1	L65	SH4/60

SERVICES
HYDRAULIC SYSTEM

Part Number	Description	No. Off	Mtl. Spec.	Plate No.
EA3.73.293	. . PIPE, assembly, from union cone aft of frame 5 to flanged cone at pressure bulkhead, port brake line (Pre-Mod 5100)	1	DTD5019	SH4/61
EA3.73.1179	. . PIPE, assembly (Alt.R60/80-Mod 5100)	1	DTD5019	SH4/62
EA3.73.295	. . PIPE, assembly, from union cone aft of frame 5 to flanged cone at pressure bulkhead, supply line (Pre-Mod 5100)	1	DTD5019	
EA3.73.1181	. . PIPE, assembly (Alt.R60/80-Mod 5100)	1	DTD5019	SH4/63
EA3.73.297	. . PIPE, assembly, from union cone aft of frame 5 to flanged cone at pressure bulkhead (Pre-Mod 5100)	1	DTD5019	
EA3.73.1183	. . PIPE, assembly (Alt.R60/80-Mod 5100)	1	DTD5019	SH4/64
EA3.73.781	. . PIPE, assembly, from union cone aft of frame 3 to union cone aft of frame 5, pressure gauge	1	DTD5019	
EA3.73.783	. . PIPE, assembly, from union cone aft of frame 5 to flanged cone at pressure bulkhead pressure gauge line	1	DTD5019	SH4/65
EB6.73.267	. . PIPE, assembly, from union cone aft of frame 3 to union cone aft of frame 5, hand pump suction line	1	L54	SH4/66
EB6.73.375	. . PIPE, assembly, from union cone aft of frame 5 to flanged cone at pressure bulkhead pump suction line	1	L54	SG4/67
EEAS20/1DR	. . TAB, locking	4	-	SH4/68
EEAS20/2DR	. . TAB, locking	10	-	SH4/69
EB6.73.27	. PIPES, HYDRAULIC, BETWEEN PRESSURE BULKHEAD AND FRAME 12A, ASSEMBLY Spare for :-	-	-	SH5/1
EEAS91/1	. . CLIP, pipe, double	3	L16	SH5/2
EEAS143/5H	. . CLIP, pipe, single, 3/16" o/d (Pre-Mod 5100)	5	L72	SH5/3
EEAS143/6H	. . CLIP, pipe, single, 1/4" o/d (Pre-Mod 5100)	4	L72	SH5/4
AS4526/3	. . CLIP, 3/16" (Alt.R60/39-Mod 5100)	5	-	↑
AS4526/4	. . CLIP, 1/4" (Alt.R60/39-Mod 5100)	1	-	↑
AS5419/4	. . CLIP, 1/4" (Alt.R60/39-Mod 5100) Attaching parts for EEAS91/1, EEAS143/5H, EEAS143/6H, AS4526/3, AS4526/4 and AS5419/4 :-	2	-	↑
A25/1B	. . Bolt, 4BA	1	-	SH5/5
AGS2001B1	. . Nut, 4BA	1	-	SH5/6
EEAS21/2ERH	. . Washer, 'D' (Pre-Mod 5100)	1	-	SH5/7
EEAS237/17CH	. . Washer, 'D' (As required) (Alt.R60/39-Mod 5100)	4	-	↑
EEAS239/1CH	. . Washer, 'D' (As required) (Alt.R60/39-Mod 5100)	4	-	↑
EB6.73.315	. . CONE, tee, special 3/8" x 1/4" x 1/2"	1	-	SH5/8
EB6.73.303	. . FAIRLEAD	3	-	SH5/9
EB6.73.309	. . FAIRLEAD Attaching parts for EB6.73.303 and EB6.73.309 :-	1	-	SH5/10
A25/10C	. . Bolt, 2BA	1	-	SH5/11
A25/11C	. . Bolt, 2BA	1	-	SH5/12
AGS2001C1/66	. . Nut, 2BA	2	-	SH5/13

HYDRAULIC SYSTEM

Ref. No.	Part No.	Description	No. off	Matl. Spec.	Cl. of Equip M.R. L.M.	Plate No.
5K/7000206	AS3360B4B	LEAD, bonding (Pre—Mod 5100)	3	---	C	SH5/13A
5K/7000206	AS3360B4B	LEAD, bonding (Alt. R60/39—Mod 5100)	2	---	LM	†
731	EA3.73.237	PIPE, assembly, from pressure bulkhead to non-return valve at frame 12, hand pump pressure line (Pre—Mod 5100)	1	DTD5019	C	SH5/14
734	EA3.73.1185 EA3.73.243	PIPE, assembly (Alt. R60/80—Mod 5100) PIPE, assembly, from running coupling at nosewheel selector to running coupling at wheel well wall, nosewheel jack 'up' line (Pre—Mod 5100)	1 1	DTD5019 DTD5019	LM C	SH5/15
735	EA3.73.1187 EA3.73.245	PIPE, assembly (Alt. R60/80—Mod 5100) PIPE, assembly, from running coupling at nosewheel selector to running coupling at wheel well wall, nosewheel jack 'down' line (Pre—Mod 5100)	1 1	DTD5019 DTD5019	LM C	SH5/16
1607	EA3.73.1189 EA3.73.247	PIPE, assembly (Alt. R60/80—Mod 5100) PIPE, assembly, port brake, from pressure bulkhead to frame 12A (Pre—Mod 5100)	1 1	DTD5019 DTD5019	LM C	SH5/17
5840	EA3.73.1191	PIPE, assembly (Alt. R60/80—Mod 5100)	1	DTD5019	LM	SH5/18
1630	EA3.73.249	PIPE, assembly, from coupling on frame 12 to pressure bulkhead supply line (Pre—Mod 5100)	1	DTD5019	C	SH5/18
1631	EA3.73.1193 EA3.73.251	PIPE, assembly (Alt. R60/80—Mod 5100) PIPE, assembly, starboard brake from pressure bulkhead to frame 12A (Pre—Mod 5100)	1 1	DTD5019 DTD5019	LM C	SH5/19
5841	EA3.73.1195	PIPE, assembly (Alt. R60/80—Mod 5100)	1	DTD5019	LM	SH5/20
1633	EA3.73.255	PIPE, assembly, from reservoir tee under floor to pressure bulkhead	1	L56	C	SH5/20
12979	EB6.73.295	PIPE, assembly, from filter in hand pump suction line to pressure bulkhead	1	DTD5019	C	SH5/21
12980	EB6.73.297	PIPE, assembly, from reservoir tee under floor to filter, hand pump suction line	1	L54	C	SH5/22
12983	EB6.73.299	PIPE, assembly, from tee to reservoir connection at compartment floor	1	L54	C	SH5/23
839	EA1.73.335	PIPE, assembly, from non-return valve forward of frame 12A, to accumulator and selector tee, hand pump pressure line (Pre—Mod 5100)	1	DTD5019	C	SH5/24
5928	EA3.73.1197 EA3.73.785	PIPE, assembly (Alt. R60/80—Mod 5100) PIPE, assembly, hydraulic gauge between pressure bulkhead and frame 12A	1 1	DTD5019 DTD5019	LM C	SH5/25
12982	EB6.73.29	PIPES, HYDRAULIC, ON FRAME 12, ASSEMBLY Spares for:—	—	—	—	—
1980	EB6.73.301	BODY, banjo, special	1	OTD423	C	SH5/26
5258	EEAS91/1	CLIP, pipe, double	1	L16	C	SH5/27
5K/4345976	EEAS143/6H	CLIP, pipe, single, 1/2" o/d (Pre—Mod 5100)	10	L72	C	SH5/28
28E/9130611	AS4526/4	CLIP, 1/4" (Alt. R60/39—Mod 5100)	4	---	C	†
	AS5419/4	CLIP, 1/4" (Alt. R60/39—Mod 5100)	2	---	C	†
		Attaching parts for EEAS91/1, EEAS143/6H, AS4526/4 and AS5419/4:—				
28D/1010658	A25/1B	Bolt, 4BA	1	---	C	SH5/29
28M/1278189	AGS2001B1	Nut, 4BA	1	---	C	SH5/30
5259	EEAS21/2ERH	Washer, special (Pre—Mod 5100)	1	L72	C	SH5/31
45932	EEAS23/17CH	Washer, 'D' (Alt. R60/39—Mod 5100)	1	---	C	†

SERVICES
HYDRAULIC SYSTEM

Ref. No.	Part No.	Description	1 2 3 4 5 6						No. off	Matl. Spec.	Cl. of Equip M.R. L.M.	Plate No.
			1	2	3	4	5	6				
28F/8011809	AGS1104B	. . . CONE, adaptor							1	—	C	SH5/32
28F/8011811	AGS1118B	. . . CONE, tee							1	—	C	SH5/33
28F/8011883	AGS1102B	. . . CONE, union body							1	—	C	SH5/34
28F/9513028	AGS1107E	. . . CONE, union, reducing							1	—	C	SH5/35
5K/7000230	AS3360B3B	. . . LEAD, bonding (Pre—Mod 5100)							4	—	C	SH5/35A
5K/7000230	AS3360B3B	. . . LEAD, bonding (Alt. R60/39—Mod 5100)							1	—	C	†
28F/8011896	AGS1142C	. . . NIPPLE, adaptor							1	—	C	SH5/36
28F/8011896	AGS1142D	. . . NIPPLE, adaptor							1	—	C	SH5/37
1634	EA3.73.227	. . . PIPE, assembly, from tee on frame 12 to non-return valve, hand pump pressure line (Pre—Mod 5100)							1	DTD5019	C	SH5/38
	EA3.73.1199	. . . PIPE, assembly (Alt. R60/80—Mod 5100)							1	DTD5019	LM	
1635	EA3.73.229	. . . PIPE, assembly, from accumulator tee to running coupling on frame 12, supply line (Pre—Mod 5100)							1	DTD5019	C	SH5/39
	EA3.73.1201	. . . PIPE, assembly (Alt. R60/80—Mod 5100)							1	DTD5019	LM	
1608	EA3.73.231	. . . PIPE, assembly, from non-return valve to accumulator tee (Pre—Mod 5100)							1	DTD5019	C	SH5/40
	EA3.73.1203	. . . PIPE, assembly (Alt. R60/80—Mod 5100)							1	DTD5019	LM	
1610	EA3.73.235	. . . PIPE, assembly, from tee cone to accumulator (Pre—Mod 5100)							1	DTD5019	C	SH5/41
	EA3.73.1207	. . . PIPE, assembly (Alt. R60/80—Mod 5100)							1	DTD5019	LM	
28F/8011884	AGS1140C	. . . PLUG, nipple							1	—	C	SH5/42
28F/9140970	AGS904C	. . . Sleeve, outer							1	—	C	SH5/43
28F/9709685	AGS1108B	. . . UNION, reducing							1	—	C	SH5/44
28F/8014021	AGS1138B	. . . WASHER, jointing, at accumulator							1	—	C	SH5/45
28F/1202393	AGS1138C	. . . WASHER, jointing, at accumulator							1	—	C	SH5/46
	EA3.73.739	. . . PIPES, HYDRAULIC, IN NOSEWHEEL BAY, ASSEMBLY (PRE—MOD 5100)							—	—	—	SH6/1
	EA3.73.1289	. . . PIPES, HYDRAULIC, IN NOSEWHEEL BAY, ASSEMBLY (MOD 5100)							—	—	—	
		Spares for:—										
20796	EB6.73.249	. . . BRACKET, thermal relief valve clip mounting Attaching parts for EB6.73.249:—							1	—	C	SH6/2
	A25/1B	. . . Bolt, 4BA							2	—	C	SH6/3
28D/1010658	AGS2001B1	. . . Nut, 4BA							2	—	C	SH6/4
5260	EEAS143/5H	. . . CLIP, pipe, single, 3/16" o/d (Pre—Mod 5100)							14	L72	C	SH6/5
5258	EEAS143/6H	. . . CLIP, pipe, single, 1/4" o/d (Pre—Mod 5100)							5	L72	C	SH6/6
5K/6323922	AS4526/3	. . . CLIP, 3/16" (Alt. R60/39—Mod 5100)							5	—	C	†
5K/4345976	AS4526/4	. . . CLIP, 1/4" (Alt. R60/39—Mod 5100)							4	—	C	†
28E/9130610	AS5419/3	. . . CLIP, 3/16" (Alt. R60/39—Mod 5100)							6	—	C	†
		Attaching parts for EEAS143/5H, EEAS143/6H, AS4526/3, AS4526/4 and AS6419/3:—										
28D/1010658	A25/1B	. . . Bolt, 4BA							1	—	C	SH6/7
28M/1278189	AGS2001B1	. . . Nut, 4BA							1	—	C	SH6/8
5259	EEAS21/2ERH	. . . Washer, 'D' (Pre—Mod 5100)							1	—	C	SH6/9
45932	EEAS237/17CH	. . . Washer, 'D' (Alt. R60/39—Mod 5100)							1	—	C	†
829	EA1.73.181	. . . CLIP, mounting, thermal relief valve (Mod 1266) Attaching parts for EA1.73.181:—							1	—	C	SH6/10
	A25/11C	. . . Bolt, 2BA							2	—	C	SH6/11
28D/9435710	A27CP	. . . Nut, 2BA							2	—	C	SH6/12
28M/9403520	SP47C	. . . Washer, spring							2	—	C	SH6/12A
28W/9416643												

AP101B-0415-3A

SERVICES

HYDRAULIC SYSTEM

Part Number	Description	No. Off	Matl. Spec.	Plate No.
R EA1.73.179	. . CLIP, special, flexible pipe (Pre-Mod 5100) (Pre-Mod 5503)	3	L72	SH6/13
R EA3.73.1461	. . CLIP, special, flexible pipe (Alt. R60/39-Mod 5100) (Pre-Mod 5503)	3	-	†
	Attaching parts for EA1.73.179 and EA3.73.1461:-			
A25/9C	. . Bolt, 2BA	2	-	SH6/14
A25/14C	. . Bolt, 2BA (Alt. R60/39-Mod 5100)	2	-	†
A27CP	. . Nut, 2BA	2	-	SH6/15
SP47C	. . Washer, spring	2	-	SH6/15A
R EA3.73.1493	. . CLIP, hose (Mod 5503)	2	-	SH6/71
	Attaching parts:-			
R A25/13C	. . Bolt, 2BA	2	-	SH6/72
R A27CP	. . Nut, 2BA	2	-	SH6/73
R SP47C	. . Washer, spring, 2BA	2	-	SH6/74
R EA3.73.1493	. . CLIP, hose (Mod 5503)	1	-	SH6/75
	Attaching parts:-			
R A25/14C	. . Bolt, 2BA	2	-	SH6/76
R A27CP	. . Nut, 2BA	2	-	SH6/77
R SP47C	. . Washer, spring, 2BA	2	-	SH6/78
R EA1.73.245	. . CLIP, special, flexible pipe (Pre-Mod 5100) (Pre-Mod 5503)	1	-	SH6/16
R EA3.73.1459	. . CLIP, special, flexible pipe (Alt. R60/39-Mod 5100) (Pre-Mod 5503)	1	-	†
	Attaching parts for EA1.73.245 and EA3.73.1459:-			
A25/15C	. . Bolt, 2BA	2	-	SH6/17
A25/18C	. . Bolt, 2BA (Alt. R60/39-Mod 5100)	2	-	†
R A27CP	. . Nut, 2BA	2	-	SH6/18A
R SP47C	. . Washer, spring, 2BA	2	-	SH6/18B
R SP15C	. . Washer, 2BA	2	-	SH6/18
R EA3.73.1491	. . CLIP, hose (Mod 5503)	1	-	SH6/66
	Attaching parts:-			
R A25/17C	. . Bolt, 2BA	2	-	SH6/67
R A27CP	. . Nut, 2BA	2	-	SH6/68
R SP15C	. . Washer, 2BA	2	-	SH6/69
R SP47C	. . Washer, spring, 2BA	2	-	SH6/70
R EA1.73.213	. . CLIP, pipe, special	1	L72	SH6/19
	Attaching parts for EA1.73.213:-			
A61/1C	. . Bolt, 2BA	1	-	SH6/20
A29CP	. . Nut, 2BA	1	-	SH6/21
SP47C	. . Washer, spring	1	-	SH6/21A
R EB6.73.251	. . CLIP, thermal relief valve	1	L72	SH6/22
	Attaching parts for EB6.73.251:-			
A25/1C	. . Bolt, 2BA	2	-	SH6/23
R EA3.73.773	. . CLIP, pipe special double	4	L72	SH6/24
	Attaching parts for EA3.73.773:-			
A25/1B	. . Bolt, 4BA	1	-	SH6/25
AGS2001B1	. . Nut, 4BA	1	-	SH6/26
EEAS21/2ERH	. . Washer, 'D'	1	-	SH6/27
AGS1118A	. . CONE, tee	1	-	SH6/28
AGS1118B	. . CONE, tee	2	-	SH6/29
AGS1120/1	. . CONE, tee	2	-	SH6/30
EA3.73.847	. . CONNECTOR, special, bulkhead	1	-	SH6/31
	Attaching parts for EA3.73.847:-			
A25/3B	. . Bolt, 4BA	3	-	SH6/32
AGS2001B1	. . Nut, 4BA	3	-	SH6/33
SP15B	. . Washer, 4BA	3	-	
EA3.73.849	. . Washer, plate, special	1	-	SH6/34

SERVICES
HYDRAULIC SYSTEM

Part Number	Description	No. Off	Mati. Spec.	Plate No.
R AGS1111B	. . CONE, union Attaching parts for AGS1111B:-	2	-	SH6/35
A25/1B	. . Bolt, 4BA	3	-	SH6/36
AGS2001B1	. . Nut, 4BA	3	-	SH6/37
AGS1115/2	. . Washer, plate	1	-	SH6/38
AGS1167A	. . ELBOW, 90°	2	-	SH6/39
EA1.71.111	. . FAIRLEAD Attaching parts for EA1.71.111:-	1	-	SH6/40
A25/2B	. . Bolt, 4BA	4	-	SH6/41
A278P	. . Nut, 4BA	4	-	SH6/42
SP47B	. . Washer, spring, 4BA	4	-	SH6/42A
AS3360B3B	. . LEAD, bonding (Pre-Mod 5100)	8	-	SH6/42B
AS3360B3B	. . LEAD, bonding (Alt. R60/39-Mod 5100)	4	-	†
EA3.73.745	. . PIPE, assembly, from nosewheel 'up' supply line tee to sequence valve (Pre-Mod 5100)	1	DTD5019	SH6/43
EA3.73.1213	. . PIPE, assembly (Alt. R60/80-Mod 5100)	1	DTD5019	
EA3.73.747	. . PIPE, assembly, from sequence valve to thermal relief valve and nosewheel undercarriage jack tee, 'up' line (Pre-Mod 5100)	1	DTD5019	SH6/44
EA3.73.1215	. . PIPE, assembly (Alt. R60/80-Mod 5100)	1	DTD5019	
EA3.73.769	. . PIPE, assembly, from supply line and sequence valve tee to nosewheel undercarriage door jack flexible coupling, doors 'closed' line (Pre-Mod 5100)	1	DTD5019	SH6/45
EA3.73.1225	. . PIPE, assembly (Alt. R60/80-Mod 5100)	1	DTD5019	
EA3.75.757	. . PIPE, assembly, from sequence valve to nosewheel door jack and thermal relief valve tee, doors 'open' line (Pre-Mod 5100)	1	DTD5019	SH6/46
EA3.73.1223	. . PIPE, assembly (Alt. R60/80-Mod 5100)	1	DTD5019	
EA3.73.771	. . PIPE, assembly, from sequence valve and thermal relief valve tee to nosewheel door jack flexible connection, 'open' line (Pre-Mod 5100)	1	DTD5019	SH6/47
EA3.73.1227	. . PIPE, assembly (Alt. R60/80-Mod 5100)	1	DTD5019	
EA3.73.761	. . PIPE, assembly, from sequence valve and nosewheel door jack tee to thermal relief valve 'open' line	1	DTD5019	SH6/48
EA3.73.743	. . PIPE, assembly, from wheel well running coupling to sequence valve and nosewheel undercarriage jack tee piece, 'up' line (Pre-Mod 5100)	1	DTD5019	SH6/49
EA3.73.1211	. . PIPE, assembly (Alt. R60/80-Mod 5100)	1	DTD5019	
EA3.73.741	. . PIPE, assembly, from wheel well running coupling to sequence valve and nosewheel undercarriage jack tee, 'down' line (Pre-Mod 5100)	1	DTD5019	SH6/50
EA3.73.1209	. . PIPE, assembly (Alt. R60/80-Mod 5100)	1	DTD5019	
EA3.73.749	. . PIPE, assembly, from thermal relief valve and sequence valve tee to nosewheel undercarriage jack, 'up' line (Pre-Mod 5100)	1	DTD5019	SH6/51
EA3.73.1217	. . PIPE, assembly (Alt. R60/80-Mod 5100)	1	DTD5019	
EA3.73.753	. . PIPE, assembly, from nosewheel undercarriage jack supply tee to sequence valve undercarriage, 'down' line (Pre-Mod 5100)	1	DTD5019	SH6/52
EA3.73.1219	. . PIPE, assembly (Alt. R60/80-Mod 5100)	1	DTD5019	

SERVICES

HYDRAULIC SYSTEM

Part Number	Description	No. Off						Matl. Spec.	Plate No.
		1	2	3	4	5	6		
EA3.73.669	. . PIPE, assembly, from thermal relief valve tee at wheel well wall to hydraulic reservoir tee forward of frame 12, return line Modify as required (SCD79437) (SRIM3533) (Mod 4799)						1	DTD5019	SH6/53
EA3.73.755	. . PIPE, assembly, from supply tee to nosewheel undercarriage door jack bulkhead connection 'down' line (Pre-Mod 5100)						1	DTD5019	SH6/54
EA3.73.1229	. . PIPE, assembly (Alt. R60/80-Mod 5100)						1	DTD5019	
EA3.73.763	. . PIPE, assembly, from supply tee bulkhead connection to flexible hose coupling at nosewheel door jack 'down' line (Pre-Mod 5100)						1	DTD5019	SH6/55
EA3.73.1231	. . PIPE, assembly (Alt. R60/80-Mod 5100)						1	DTD5019	
EA3.73.667	. . PIPE, assembly, from nosewheel jack relief valve to nosewheel door jack thermal relief valve and return line tee						1	DTD5019	SH6/56
EA3.73.671	. . PIPE, assembly, from nosewheel door jack thermal relief valve to nosewheel jack thermal relief valve and return line tee						1	DTD5019	SH6/57
EA3.73.673	. . PIPE, assembly, from nosewheel jack and sequence valve tee to thermal relief valve nosewheel 'up' line						1	DTD5019	SH6/58
EEAS20/2DR	. . TAB, locking						8	L72	SH6/59
AGS1106B	. . UNION, body						3	-	SH6/60
AGS1113B	. . UNION, body, flanged Attaching parts for AGS1113B:-						1	-	SH6/61
A25/3B	. . Bolt, 4BA						3	-	SH6/62
AGS2001B1	. . Nut, 4BA						3	-	SH6/63
AGS1115/2	. . Washer, plate						1	-	SH6/64
SP15B	. . Washer, 4BA						3	-	SH6/65
EG4.73.105	. PIPES, HYDRAULIC, FROM PRESSURE TO FRAME 12, AND PRESSURE BULKHEAD, ASSEMBLY Spares for:-						-	-	SH7/1
EB6.73.263	. . BODY, banjo, special						1	DTD423	SH7/2
AGS1135C	. . BOLT, banjo						1	-	SH7/3
EA2.73.507	. . BOX, oil collector						1	-	SH7/4
EEAS143/5H	. . CLIP, pipe, single, $\frac{3}{16}$ " o/d (Pre-Mod 5100)						9	-	SH7/5
EEAS143/6H	. . CLIP, pipe, single, $\frac{1}{4}$ " o/d (Pre-Mod 5100)						8	-	SH7/6
EEAS143/10H	. . CLIP, pipe, single, $\frac{1}{2}$ " o/d (Pre-Mod 5100)						2	-	SH7/7
EEAS143/21H	. . CLIP, pipe, single, $\frac{1}{2}$ " o/d (Pre-Mod 5100)						10	-	SH7/8
EEAS143/24H	. . CLIP, pipe, single, $\frac{3}{4}$ " i/d (Pre-Mod 5100)						6	-	SH7/9
AS4526/3	. . CLIP, $\frac{3}{16}$ " (Alt. R60/39-Mod 5100)						5	-	†
AS4526/4	. . CLIP, $\frac{1}{4}$ " (Alt. R60/39-Mod 5100)						5	-	†
AS4526/8	. . CLIP, $\frac{1}{2}$ " (Alt. R60/39-Mod 5100)						5	-	†
AS4526/12	. . CLIP, $\frac{3}{4}$ " (Alt. R60/39-Mod 5100)						4	-	†
AS5419/8	. . CLIP, $\frac{1}{2}$ " (Alt. R60/39-Mod 5100) Attaching parts for EEAS143/5H, EEAS143/6H, EEAS143/10H, EEAS143/21H, EEAS143/24H, AS4526/3, AS4526/4, AS4526/8, AS4526/12 and AS5419/8:-						4	-	†
A25/1B	. . Bolt, 4BA (As required)						1	-	SH7/10
A25/3B	. . Bolt, 4BA (As required)						1	-	SH7/11
A25/1C	. . Bolt, 2BA (As required)						1	-	SH7/12
A25/3C	. . Bolt, 2BA (As required)						1	-	SH7/13
AGS2001B1	. . Nut, 4BA (As required)						1	-	SH7/14
AGS2001C1/66	. . Nut, 2BA (As required)						1	-	SH7/15
SP13B	. . Washer, 4BA (As required)						1	-	SH7/16
SP13C	. . Washer, 2BA (As required)						1	-	SH7/17
EEAS21/2ERH	. . Washer, 'D' (As required) (Pre-Mod 5100)						1	-	SH7/18
EEAS237/17CH	. . Washer, 'D' (As required) (Alt. R60/39-Mod 5100)						1	-	†
EEAS239/1CH	. . Washer, 'D' (As required) (Alt. R60/39-Mod 5100)						1	-	†
EEAS239/2CH	. . Washer, 'D' (As required) (Alt. R60/39-Mod 5100)						1	-	†
EA3.73.727	. . CONE, tee $\frac{1}{2}$ " x $\frac{1}{2}$ " x $\frac{3}{16}$ "						1	-	SH7/19

SERVICES

HYDRAULIC SYSTEM

Part Number	Description	No. Off	Mtrl. Spec.	Plate No.
AGS1118B	. . . CONE, tee	1	-	SH7/20
AGS1102D	. . . CONE, union body	1	-	SH7/21
AGS1104A	. . . CONE, adaptor (SRIM3533) (Mod 4799)	1	-	†
AGS1104D	. . . CONE, adaptor (SRIM3533) (Mod 4799)	1	-	†
AGS1111D	. . . CONE, union body flanged	1	-	SH7/22
	Attaching parts for AGS1111D:-			
A25/1C	. . . Bolt, 2BA	6	-	SH7/23
A27CT	. . . Nut, 2BA	6	-	SH7/24
AGS1115/6	. . . Washer, plate	1	-	SH7/25
SP47C	. . . Washer, spring	6	-	SH7/26
EA3.73.313	. . . ELBOW, assembly (Mod 3390)	1	-	SH7/27
EA1.73.225	. . . FAIRLEAD	1	-	SH7/28
	Attaching parts for EA1.73.225:-			
A25/2C	. . . Bolt, 2BA	4	-	SH7/29
A27CP	. . . Nut, 2BA	4	-	SH7/30
SP47C	. . . Washer, spring	4	-	SH7/31
R EB6.73.379	. . . FAIRLEAD	2	-	SH7/32
	Attaching parts for EB6.73.379:-			
A25/11C	. . . Bolt, 2BA	2	-	SH7/33
AGS2001C1/66	. . . Nut, 2BA	2	-	SH7/34
SP13C	. . . Washer	4	-	SH7/35
EA1.73.239	. . . FILTER, CABIN BLOWER NON-RETURN VALVE, ASSEMBLY	1	-	SH7/36
	Consisting of:-			
EA1.73.241	. . . BODY, filter	1	DTD683	SH7/37
AGS2030/6	. . . CIRCLIP, internal	1	-	SH7/38
EA1.73.243	. . . GAUZE, 200 mesh	1	Brass	SH7/39
AS3360B3B	. . . LEAD, bonding (Pre-Mod 5100)	4	-	SH7/40
-	. . . LEAD, bonding (Pre-Mod 5100)	4	-	SH7/41
AGS1142A	. . . NIPPLE, adaptor	1	-	SH7/42
AGS1142D	. . . NIPPLE, adaptor (SRIM3533) (Mod 4799)	1	-	†
AGS1170A	. . . NIPPLE, adaptor (SRIM3533) (Mod 4799)	1	-	†
AGS1170F	. . . NIPPLE, adaptor (SRIM3533) (Mod 4799)	1	-	†
AGS2120D	. . . NIPPLE, adaptor (SRIM3533) (Mod 4799)	1	-	†
AGS1142F	. . . NIPPLE, adaptor	4	-	SH7/43
EB6.73.43	. . . PIPE, assembly, from hydraulic reservoir to tee piece (Pre-Mod 5100)	1	L56	SH7/44
EG4.73.135	. . . PIPE, assembly (Alt. R60/80-Mod 5100)	1	L56	
EB6.73.45	. . . PIPE, assembly, from pressure relief valve to tee piece, overflow line (Pre-Mod 5100)	1	L56	SH7/45
EG4.73.137	. . . PIPE, assembly (Alt. R60/80-Mod 5100)	1	L56	
EB6.73.47	. . . PIPE, assembly, from hydraulic reservoir to pressure relief valve, overflow line (Pre-Mod 5100)	1	L56	SH7/46
EG4.73.139	. . . PIPE, assembly (Alt. R60/80-Mod 5100)	1	L56	
EB6.73.49	. . . PIPE, assembly, from cabin blower non-return valve to hydraulic reservoir (Pre-Mod 3390)	1	L56	
EA3.73.737	. . . PIPE, assembly, from cabin blower non-return valve to hydraulic reservoir (Mod 3390)	1	DTD323	SH7/47
EB6.73.51	. . . PIPE, assembly, from hydraulic reservoir to union cone forward of frame 10 return line	1	L56	SH7/48
EB6.73.53	. . . PIPE, assembly, from hydraulic reservoir to union body forward of frame 10, engine driven pump suction line	1	L56	SH7/49

HYDRAULIC SYSTEM

Ref. No.	Part No.	Description	No. off	Matl. Spec.	Cl. of Equip M.R. L.M.	Plate No.
5938	EB6.73.57	. . PIPE, assembly, from tee piece to oil collector box under floor, overflow line	1	L56	C	SH7/50
	or					
5939	EG4.73.141 EB6.73.59	. . PIPE, assembly (Alt. R60/80—Mod 5100) . . PIPE, assembly, between union cone forward of frame 10 and tee cone forward of frame 12, return line Modify as required (SRIM3533) (Mod 4799)	1 1	L56 L56	LM C	SH7/51
	SCD79437/4	. . PIPE, assembly, from tee piece forward of frame 12 to cone, return line (SRIM3533) (Mod 4799) 3/16" o/d x 22 SWG	1	DTD5019	—	
	SCD79437/3	. . PIPE, assembly, from tee piece forward of frame 12 to flanged union cone at frame 12, return line (SRIM3533) (Mod 4799) 1/2" o/d x 20 SWG	1	L56	—	
	SCD79437/2	. . PIPE, assembly, from flanged union cone at frame 12 to cone forward of frame 12, engine driven pump suction line (SRIM3533) (Mod 4799) 3/4" o/d x 20 SWG	1	L56	—	
33435	EB6.73.405	. . PIPE, assembly, from hydraulic reservoir to adapter nipple at bulkhead, hand pump suction line	1	L54	C	SH7/52
33818	EB6.73.385	. . PIPE, assembly, between union cones forward of frame 12, engine driven pump suction line. Modify as required (SRIM3533) (Mod 4799)	1	L56	C	SH7/53
28F/9429532	AGS1106C	. . SEAL, bonded	2	—	C	SH7/54
28F/1051097	AGS1114A	. . SLEEVE, screwed, flanged Attaching parts for AGS1114A:—	1	—	C	SH7/55
28D/1008149	A25/2B	. . Bolt, 4BA	6	—	C	SH7/56
1128	EEAS69/2	. . Gasket	1	—	C	SH7/57
28M/1006504	A27BT	. . Nut, 4BA	6	—	C	SH7/58
28F/9128928	AGS1115/2	. . Washer, plate	1	—	C	SH7/59
28W/9416642	SP47B	. . Washer, spring	6	—	C	SH7/60
980	EEAS20/1DR	. . TAB, locking	6	L72	C	SH7/61
961	EEAS20/2DR	. . TAB, locking	2	L72	C	SH7/62
28F/1059217	AGS1111D	. . UNION Attaching parts for AGS1111D:—	1	—	C	SH7/63
28D/9436920	A25/1C	. . Bolt, 2BA	6	—	C	SH7/64
28M/1006473	A27CT	. . Nut, 2BA	6	—	C	SH7/65
28F/4051589	AGS1115/6	. . Washer, plate	2	—	C	SH7/66
28W/9416643	SP47C	. . Washer, spring	6	—	C	SH7/67
28F/9157486	AGS1112F	. . UNION, body, flanged Attaching parts for AGS1112F:—	1	—	C	SH7/68
28D/9436920	A25/1C	. . Bolt, 2BA	6	—	C	SH7/69
28M/1006473	A27CT	. . Nut, 2BA	6	—	C	SH7/70
28F/7106346	AGS1115/8	. . Washer, plate	1	—	C	SH7/71
28W/9416643	SP47C	. . Washer, spring	6	—	C	SH7/72
28F/1011796	AGS1103F	. . UNION, body	1	—	C	SH7/73
28F/9439106	AGS1105A	. . UNION, adapter (SRIM3533) (Mod 4799)	1	—	C	†
28F/8011908	AGS1105D	. . UNION, adapter (SRIM3533) (Mod 4799)	1	—	C	†
28F/9439107	AGS1105F	. . UNION, body (SRIM3533) (Mod 4799)	1	—	C	†
28F/9439163	AGS1109K	. . UNION, reducing (Mod 3390)	1	—	C	SH7/74
28F/1202394	AGS1138A	. . WASHER, jointing	2	—	C	SH7/75
28F/8014021	AGS1138B	. . WASHER, jointing (Mod 3390)	1	—	C	SH7/76

SERVICES
HYDRAULIC SYSTEM

Ref. No.	Part No.	Description	No. off	Matl. Spec.	Cl. of Equip M.R. L.M.	Plate No.
	EA3.73.37	RESERVOIR, HYDRAULIC, MOUNTING, ASSEMBLY Spares for:—	—	—	—	SH8/1
28F/7135804	AGS1129D	. . . BODY, banjo	1	—	C	SH8/2
28F/9423231	AGS1135D	. . . BOLT, banjo	1	—	C	SH8/3
28F/8011809	AGS1104B	. . . CONE, adaptor	1	—	C	SH8/4
2447	EA1.73.49	. . . COUPLING, pipe	1	—	C	SH8/5
6850	EA3.73.607	. . . EXTENSION, HYDRAULIC, RESERVOIR FILLER, ASSEMBLY Spares for:—	1	—	B	SH8/6
28F/8011809	AGS1104B	. . . CONE, adaptor	1	—	C	SH8/7
9019	EA3.73.29	. . . EXTENSION, filler	1	—	C	SH8/8
9018	EA3.73.605	. . . GUARD, splash Attaching parts for EA3.73.605:—	1	—	C	SH8/9
28D/9133012	A25/3C	. . . Bolt, 2BA	1	—	C	SH8/10
2125	EA3.73.603	. . . Circlip, special, 5.2" dia	1	L72	C	SH8/11
28M/1012015	AGS2001C1/66	. . . Nut, 2BA	1	—	C	SH8/12
2123	EA3.73.609	. . . Strip, rubber	1	Neoprene	C	SH8/13
5502	EEAS21/2FR	. . . Washer, 'D'	2	L72	C	SH8/14
28F/8041021	AGS1138B	. . . WASHER, jointing Attaching parts for EA3.73.607:—	1	—	C	SH8/15
28D/1212694	A61/1B	. . . Bolt, 4BA	8	—	C	SH8/16
764	EA1.73.41	. . . Gasket, filler neck	1	Neo-K-Tex	C	SH8/17
28M/9129529	A29BP	. . . Nut, 4BA	8	—	C	SH8/18
28W/9418642	SP47B	. . . Washer, spring	8	—	C	SH8/19
12905	EB6.73.351	. . . RESERVOIR, HYDRAULIC, ASSEMBLY Spares for:—	1	—	A	SH8/20
22234	EB6.73.347	. . . ADAPTOR, filler cap Attaching parts for EB6.73.347:—	1	S95 or S96	C	SH8/21
28S/1006961	A33Z10	. . . Screw, 8BA	4	—	C	SH8/22
28N/1933108	AGS607	. . . CAP, filler, complete	1	DTD424	C	SH8/23
1886	EA1.73.381	. . . FILTER, oil reservoir	1	—	C	SH8/24
22235	EB6.73.349	. . . GASKET, filler, neck	1	Neo-K-Tex	C	SH8/25
28U/4054	SP8Y4	. . . ROD, tension, strap, mounting	2	—	C	SH8/26
2124	EA3.73.611	. . . SEAL, rubber	1	Neo-K-Tex	C	SH8/27
766	EA1.73.39	. . . STRAP, reservoir mounting Attaching parts for EA1.73.39:—	4	L72	C	SH8/28
28P/1012221	SP4Y/B12	. . . Pin, shackle, 3/16" dia	4	—	C	SH8/29
28P/1021104	SP90C3	. . . Pin, split	4	—	C	SH8/30
28W/9419475	SP15C	. . . Washer, 2BA	4	—	C	SH8/31
981	EEAS20/2DR	. . . TAB, locking	1	L72	C	SH8/32
767	EA1.70.21	. . . TRUNNION, R.H. thread	2	MS	C	SH8/33
768	EA1.70.22	. . . TRUNNION, L.H. thread	2	MS	C	SH8/34
28F/9439107	AGS1105F	. . . UNION, adapter	1	—	C	SH8/35
28F/8014021	AGS1138B	. . . WASHER, jointing	2	—	C	SH8/36
28F/1200995	AGS1138D	. . . WASHER, jointing	2	—	C	SH8/37
28F/9129566	AGS1138F	. . . WASHER, jointing	1	—	C	SH8/38

SERVICES
HYDRAULIC SYSTEM

Part Number	Description	No. Off	Mati. Spec.	Plate No.
EG4.73.7	HYDRAULIC EQUIPMENT IN PORT WING, ASSEMBLY	-	-	
EA6.73.283	Spares for :- HYDRAULIC EQUIPMENT CIRCUIT, ASSEMBLY	-	-	SH20/1
LOCKHEED AVA50E	Consisting of :- COUPLING, AVERY, ASSEMBLY	1	-	SH20/2
AVA1152E	Consisting of :- FLANGE, half	1	-	SH20/3
AVA62E	NUT, tube	1	-	SH20/4
AVS54E	UNION, half	1	-	SH20/5
A25/2B	Attaching parts for AVA50E (EB6.73.395) :- Bolt, 4BA	6	-	SH20/6
A27BT	Nut, 4BA	6	-	SH20/7
SP47B	Washer, spring	6	-	SH20/8
LOCKHEED AVA52C	COUPLING, AVERY, ASSEMBLY	1	-	SH20/9
AVA57C	Consisting of :- COUPLING, half union	1	-	SH20/10
AVA58C	FLANGE, half	1	-	SH20/11
AVA62C	NUT, tube	1	-	SH20/12
A25/2B	Attaching parts for AVA52C (EB6.73.395) :- Bolt, 4BA	6	-	SH20/13
AGS2001B1	Nut, 4BA	6	-	SH20/14
SP13B	Washer, 4BA	6	-	SH20/15
DOWTY 0.7017Y.CO1	JACK, operating main undercarriage (For spares see AP4515B, Vol.3)	1	-	SH20/16
DOWTY 0.7016Y/CO1	JACK, operating, flap (For spares see AP4515B, Vol. 3)	2	-	SH20/17
DOWTY 0.8246Y/CO1	JACK, operating, main undercarriage door (For spares see AP4515B, Vol. 3)	1	-	SH20/18
EB6.73.221	JACK, FOR AIR BRAKE, ASSEMBLY Consisting of :-	1	-	SH20/19
R MESSIER 5232	JACK, assembly (Pre-Mod 4454) (Pre-Mod 5100) (For spares see AP4515A, Vol. 3 Pt. 1, Sect. 2)	1	-	SH20/20
R DOWTY 1.03035.001	JACK, assembly (Mod 4454) (Pre-Mod 5100) (For spares see AP4515B, Vol. 3)	1	-	
R MESSIER J5076	JACK, assembly (Pre-Mod 4454) (Pre-Mod 5100) (For spares see AP4515A, Vol. 3)	1	-	SH20/21
R DOWTY 1.03036.001	JACK, assembly (Mod 4454) (Mod 5100) (For spares see AP4515B, Vol. 3)	1	-	
EA3.73.303	NUT, special	1	S11	SH20/22
EA3.73.305	WASHER, tab	1	-	SH20/23
DUNLOP 2/W3/101/8/8/63	PIPE, flexible, maxaret unit (Pre-Mods 5100 or 5190)	1	-	SH20/24
R 2W14DAS7005/63	PIPE (Alt.R60/32-Mods 5100 or 5190) (Pre-Mod 5503)	1	-	
R 2W14-261-8-8-63.0	PIPE, flexible, maxaret unit (Mod 5503)	1	-	

SERVICES
HYDRAULIC SYSTEM

Part Number	Description	No. Off	Matf. Spec.	Plate No.
DUNLOP 2/W3/101/8/10/30	. . PIPE, flexible, maxaret unit (Pre-Mods 5100 or 5190)	1	-	SH20/25
2W14DAS7007/30	. . PIPE (Alt. R60/32-Mods 5100 or 5190) (Pre-Mod 5503)			
2W14-261-8-10-30.0	. . PIPE, flexible, maxaret unit (Mod 5503)	1	-	
4/W3/101/8/8/14	. . PIPE, flexible, undercarriage door 'open' (Pre-Mods 5100 or 5190)	1	-	SH20/26
4W14DAS7005/14 DUNLOP	. . PIPE (Alt. R60/32-Mods 5100 or 5190)	1	-	
4/W3/101/8/8/18	. . PIPE, flexible, undercarriage door 'closed' (Pre-Mods 5100 or 5190)	1	-	SH20/27
4W14DAS7005/18 DUNLOP	. . PIPE (Alt. R60/32-Mods 5100 or 5190)	1	-	
4/W3/101/8/8/63	. . PIPE, flexible, hydraulic brake (Pre-Mods 5100 or 5190)	1	-	SH20/28
4W14DAS7005/63	. . PIPE (Alt. R60/32-Mods 5100 or 5190) (Pre-Mod 5503)			
4W14-261-8-8-63.0	. . PIPE, flexible, hydraulic brake (Mod 5503)	1	-	
4/W3/101/8/10/26.5	. . PIPE, flexible, hydraulic brake (Pre-Mods 5100 or 5190)	1	-	SH20/29
4W14DAS7007/26.5	. . PIPE (Alt. R60/32-Mods 5100 or 5190) (Pre-Mod 5503)	1	-	
4W14-261-8-10-26.5	. . PIPE, flexible, hydraulic brake (Mod 5503)	1	-	
6/W3/101/8/8/18	. . PIPE, flexible, undercarriage 'up' (Pre-Mods 5100 or 5190)	1	-	SH20/30
6W14DAS7005/18 DUNLOP	. . PIPE (Alt. R60/32-Mods 5100 or 5190)	1	-	
4/W3/101/8/8/25	. . PIPE, flexible, undercarriage 'down'	1	-	SH20/31
6W14DAS7005/25	. . PIPE (Alt. R60/32-Mods 5100 or 5190)	1	-	
6W3/102/8/10/40	. . PIPE, flexible engine driven pump delivery line (Pre-Mods 2150 or 5100)	1	-	SH20/32
6W2/102/8/10/40 DUNLOP	. . PIPE (Alt. R60/32-Mods 5100)	1	-	
6/W3/102/8/10/42	. . PIPE, flexible, engine driven pump delivery line (Mod 2150) (Pre-Mods 5100 or 5190)	1	-	
6W2/102/8/10/42 DUNLOP	. . PIPE (Alt. R60/32-Mods 5100 or 5190)	1	-	
10/W3/121/8/10/40	. . PIPE, flexible, engine driven pump suction line (Pre-Mods 5100 or 5190)	1	-	SH20/33
10W2/121/8/10/40 LOCKHEED	. . PIPE (Alt. R60/32-Mods 5100 or 5190)	1	-	
AIR68000 DOWTY	. . PUMP, engine driven (Mod 2335)	1	-	SH20/34
C4603Y/Mk.E	. . VALVE, thermal relief	2	-	SH20/35

AP101B-0415-3A

SERVICES

HYDRAULIC SYSTEM

Part Number	Description						No. Off	Matl. Spec.	Plate No.
	1	2	3	4	5	6			
DOWTY C8697Y/Mk.A	.	.					1	-	SH20/36
DOWTY D401Y/Mk.K	.	.					1	-	SH20/37
DOWTY D401Y/Mk.L	.	.					1	-	SH20/38
DOWTY D3371Mk.E	.	.					1	-	SH20/39
DOWTY 0.3371Y/BO.6	.	.					1	-	
DOWTY C6790Y/Mk.A	.	.					1	-	SH20/40
DOWTY 6209Y	.	.					1	-	SH20/41
DOWTY 0.6209Y/BO.1	.	.					1	-	
AGS2096A LOCKHEED	.	.					1	-	SH20/42
UMC706/4 EB6.73.353	.	.					1	-	SH21/77
EA1.73.107 EA6.73.61 EA3.73.789 EA3.73.793	.	.					1	-	SH21/1
							-	-	SH21/2
							1	-	SH21/3
							1	-	SH21/4
							1	-	SH21/5
A25/1C A27CP SP47C	.	.					4	-	SH21/6
	.	.					4	-	SH21/7
	.	.					4	-	SH21/7A
EA6.73.79	.	.					1	-	SH21/8
A32B12 SP47B	.	.					4	-	SH21/9
	.	.					4	-	SH21/9A
EA1.73.181	.	.					4	L72	SH21/10
EA1.73.181	.	.					2	-	
A25/10C A25/11C AGS2001C1/66 A27CP SP13C SP47C SP15C	.	.					2	-	SH21/11
	.	.					2	-	SH21/12
	.	.					2	-	SH21/13
	.	.					2	-	SH21/14
	.	.					2	-	SH21/14A
	.	.					2	-	SH21/14B
	.	.					2	-	SH21/14C
EA3.73.1489	.	.					2	-	SH21/74
A25/10C SP13C	.	.					2	-	SH21/75
	.	.					2	-	SH21/76
EA3.73.797	.	.					1	-	SH21/15
A25/14C	.	.					2	-	SH21/16

R

SERVICES

HYDRAULIC SYSTEM

Part Number	Description	No. Off	Mati. Spec.	Plate No.					
				1	2	3	4	5	6
AGS2081/3	CLIP, 3/16" i/d (Pre-Mod 5100)	4	-						SH21/17
AGS2081/4	CLIP, 1/4" i/d (Pre-Mod 5100)	1	-						SH21/18
AGS2081/6	CLIP, 3/8" i/d (Pre-Mod 5100)	7	-						SH21/19
EEAS143/21	CLIP, pipe, single, 1/2" o/d (Pre-Mod 5100)	3	L72						SH21/20
EEAS143/24H	CLIP, pipe, single, 1/2" o/d (Pre-Mod 5100)	3	L72						SH21/21
AS4526/3	CLIP, 3/16" (Alt.R60/39-Mod 5100)	4	-						†
AS4526/4	CLIP, 1/4" (Alt.R60/39-Mod 5100)	1	-						†
AS4526/6	CLIP 3/8" (Alt.R60/39-Mod 5100)	7	-						†
AS5419/8	CLIP, 1/2" (Alt.R60/39-Mod 5100)	3	-						†
AS5419/12	CLIP, 1/2" (Alt.R60/39-Mod 5100)	3	-						†
	Attaching parts for AGS2081/3, AGS2081/4, AGS2081/6, EEAS143/21, EEAS143/24H, AS4526/3, AS4526/4, AS4526/6, AS5419/8 and AS5419/12 :-								
A25/1C	Bolt, 2BA (As required)	1	-						SH21/22
A25/2C	Bolt, 2BA (As required)	1	-						SH21/23
A25/3C	Bolt, 2BA (As required)	1	-						SH21/24
A25/8C	Bolt, 2BA (As required)	1	-						SH21/25
A27CP	Nut, 2BA	1	-						SH21/26
SP13C	Washer, 2BA (As required)	1	-						SH21/26A
SP47C	Washer, spring (As required)	1	-						SH21/26B
EEAS21/9ER	Washer, 'D' (As required) (Pre-Mod 5100)	1	-						SH21/27
EEAS239/1CH	Washer, 'D' (As required) (Alt.R60/39-Mod 5100)	1	-						†
EEAS239/2CH	Washer, 'D' (As required) (Alt.R60/39-Mod 5100)	1	-						†
EA1.70.73	Washer, special (As required)	1	-						SH21/28
R EA1.73.177	CONE, tee, special	1	DTD683						SH21/29
AGS1102A	CONE, union, body	1	-						SH21/30
AGS1102B	CONE, union, body	1	-						SH21/31
AGS1102C	CONE, union, body (Pre-Mod 3749)	1	-						†
AGS1123A	CONE, 4-way	1	-						SH21/32
AGS1123C	CONE, 4-way	1	-						SH21/33
EA1.73.109	GUARD, pipe flexible	1	-						SH21/34
	Attaching parts for EA1.73.109 :-								
A25/1C	Bolt, 2BA	2	-						SH21/35
A25/2C	Bolt, 2BA	2	-						SH21/35A
A27CP	Nut, 2BA	4	-						SH21/36
SP47C	Washer, spring	4	-						SH21/36A
EA3.73.537	PIPE, assembly, from sequence 4-way cone to union body undercarriage jack 'down' line	1	DTD5019						SH21/37
EA3.73.543	PIPE, assembly, from sequence 4-way cone to sequence valve connection on rib 3, wheel well wall bay undercarriage 'open' line	1	DTD5019						SH21/38
EA3.73.549	PIPE, assembly, from union body on rib B to union body inboard rib A, brake pressure line (Pre-Mod 5100)	1	DTD5019						SH21/39
EA3.73.1233	PIPE, assembly (Alt.R60/80-Mod 5100)	1	DTD5019						SH21/40
EA3.73.651	PIPE, assembly, from undercarriage and door jacks thermal relief valve to 4-way cone return line	1	DTD5019						SH21/40
EA3.73.729	PIPE, assembly, from 4-way cone to union cone inboard on rib A, return line	1	L56						SH21/41

SERVICES
HYDRAULIC SYSTEM

Part Number	Description	No. Off	Mati. Spec.	Plate No.
EA3.75.5139	. . PIPE, assembly, from thermal relief valve to tee piece (Mod 3749)	1	DTD5019	SH21/43
EA3.73.809	. . PIPE, assembly, from tee joint in undercarriage jack 'up' line to thermal relief valve (Pre-Mod 3749)	1	DTD5019	†
EA3.73.5133	. . PIPE, assembly, from thermal relief valve to 4-way piece (Mod 3749)	1	DTD5019	SH21/44
EA3.73.5141	. . PIPE, assembly, from thermal relief valve to 4-way piece (Mod 3749)	1	DTD5019	SH21/45
R EA3.73.803	. . PIPE, assembly, from thermal relief valve, 4-way piece to transfer valve undercarriage jack 'up' line	1	DTD5019	SH21/46
EA3.73.807	. . PIPE, assembly, from transfer valve to union body at rib C undercarriage jack 'up' line	1	DTD5019	SH21/47
EA3.73.887	. . PIPE, assembly, from union body on rib B to 4-way cone inaxaret, unit return line	1	DTD5019	SH21/48
EA3.73.1465	. . PIPE, assembly, from non-return valve to tee inboard, rib A (Mod 5118)	1	-	SH21/48A
R EA3.73.1469	. . PIPE, assembly, from transfer valve to non-return valve (Mod 5118)	1	-	SH21/48B
EA1.73.297	. . PLATE, back (used with EA1.73.109)	1	-	SH21/49
AGS1106C	. . UNION, body	2	-	SH21/50
AGS1147A	. . UNION, body	1	-	SH21/51
	Attaching parts for AGS1147A :-			
AGS1148A	. . Nut	1	-	SH21/52
AGS1149/1	. . Washer, plate	2	-	SH21/53
AGS1147B	. . UNION, body	1	-	SH21/54
	Attaching parts for AGS1147B :-			
AGS1148B	. . Nut	1	-	SH21/55
AGS1149/2	. . Washer, plate	2	-	SH21/56
AGS1125/4	. . UNION, piece, 4-way (Mod 3749)	1	-	SH21/57
EA6.73.41	. PIPES, HYDRAULIC, ON FIXED FAIRLING, ASSEMBLY	-	-	SH22/1
	Spares for :-			
EA3.73.601	. . ADAPTOR, special	1	-	SH22/2
	Attaching parts for EA3.73.601 :-			
AGS1148B	. . Nut	1	-	SH22/2A
AGS1149/2	. . Washer, plate	1	-	SH22/2B
EA6.73.277	. . BRACKET, for flexible connections	1	L72	SH22/3
	Attaching parts for EA6.73.277 :-			
EA6.73.93	. . Washer	2	-	SH22/4
EEAS143/5	. . CLIP, pipe, single, 3/16" o/d (Pre-Mod 5100)	1	L72	SH22/5
EEAS143/6	. . CLIP, pipe, single, 1/4" o/d (Pre-Mod 5100)	1	L72	SH22/6
EEAS143/21	. . CLIP, pipe, single, 1/2" o/d (Pre-Mod 5100)	1	L72	SH22/7
EEAS143/24	. . CLIP, pipe, single, 3/8" o/d (Pre-Mod 5100)	1	L72	SH22/8
AS4526/3	. . CLIP, 3/16" (Alt.R60/39-Mod 5100)	1	-	†
AS4526/4	. . CLIP, 1/4" (Alt.R60/39-Mod 5100)	1	-	†
AS5419/8	. . CLIP, 1/2" (Alt.R60/39-Mod 5100)	1	-	†
AS5419/12	. . CLIP, 3/8" (Alt.R60/39-Mod 5100)	1	-	†
	Attaching parts for EEAS143/5, EEAS143/6, EEAS143/21, EEAS143/24, AS4526/3, AS4526/4, AS5419/8 and AS5419/12 :-			
A25/1B	. . Bolt, 4BA (As required)	1	-	SH22/9
A25/2C	. . Bolt, 2BA (As required)	1	-	SH22/10
A27BP	. . Nut, 4BA (As required)	1	-	SH22/11
SP47B	. . Washer, spring (As required)	1	-	SH22/11A
SP16C	. . Washer, 2BA (As required)	1	-	SH22/11B
EEAS237/17CH	. . Washer, 'D' (As required) (Alt.R60/39-Mod 5100)	1	-	†
EEAS239/2CH	. . Washer, 'D' (As required) (Alt.R60/39-Mod 5100)	1	-	†

SERVICES
HYDRAULIC SYSTEM

Part Number	Description	No. Off						Matl. Spec.	Plate No.
		1	2	3	4	5	6		
AGS11048	. . . CONE, adaptor						1	-	SH22/12
EA6.73.113	. . . PIPE, assembly, from union body at brake flexible pipe bracket to adaptor cone at charging valve pressure line (Pre-Mod 5100)						1	DTD5019	SH22/13
EB7.73.5207	. . . PIPE, assembly (Alt.R60/80-Mod 5100)						1	DTD5019	
EA6.73.115	. . . PIPE, assembly, from union body at brake flexible pipe bracket to union body at charging valve bracket maxaret unit return line						1	DTD5019	SH22/14
EA3.73.599	. . . TEE, piece						1	DTD683	SH22/15
AGS1147A	. . . UNION, body						2	-	SH22/16
	Attaching parts for AGS1147A :-								
AGS1148A	. . . Nut						1	-	SH22/17
AGS1149/1	. . . Washer, plate						2	-	SH22/18
AGS1147B	. . . UNION, body						1	-	SH22/19
	Attaching parts for AGS1147B :-								
AGS1148B	. . . Nut						1	-	SH22/21
AGS1149/2	. . . Washer, plate						2	-	SH22/21
EA3.73.275	. . . WASHER, special						2	-	SH22/22
AGS1138B	. . . WASHER, jointing						3	-	SH22/23
EA1.73.91	. . . PIPES, HYDRAULIC, FLAP JACK, ASSEMBLY						-	-	SH23/1
EK5.73.17	. . . PIPES, HYDRAULIC, FLAP JACK, ASSEMBLY (MOD 5100)						-	-	
	Spares for :-								
EA3.20.4003	. . . BRACKET, fairlead support inboard flap shroud 18 SWG (Alt.R60/313-Mod 5100)						1	L72	†
EA3.20.4004	. . . BRACKET, fairlead support inboard flap shroud 18 SWG (Alt.R60/313-Mod 5100)						5	L72	†
EA3.20.4005	. . . BRACKET, fairlead support outboard flap shroud 18 SWG (Alt.R60/313-Mod 5100)						3	L72	†
EA3.20.4007	. . . BRACKET, fairlead support outboard flap shroud 18 SWG (Alt.R60/313-Mod 5100)						2	L72	†
EEAS91/1	. . . CLIP, pipe, double, 1/4" o/d (Pre-Mod 5100)						11	L16	SH23/2
EA3.73.773	. . . CLIP, pipe, double, 1/4" o/d (Pre-Mod 5100)						3	L72	SH23/3
EEAS143/6H	. . . CLIP, pipe, single, 1/4" o/d (Pre-Mod 5100)						4	L72	SH23/4
AS4526/4	. . . CLIP, 1/4" (Alt.R60/39-Mod 5100)						4	-	†
AS4525/4	. . . CLIP, 1/4" (Alt.R60/39-Mod 5100)						6	-	†
	Attaching parts for EEAS91/1, EA3.73.773, EEAS143/6H, AS4525/4 and AS4526/4 :-								
A25/1B	. . . Bolt, 4BA (As required)						1	-	SH23/5
A25/5B	. . . Bolt, 4BA (As required)						1	-	SH23/6
A25/1C	. . . Bolt, 2BA (As required) (Alt.R60/39-Mod 5100)						1	-	†
A25/1/2C	. . . Bolt, 2BA (As required) (Alt.R60/39-Mod 5100)						1	-	
A27BP	. . . Nut, 4BA (As required)						1	-	SH23/7
AGS2001B1	. . . Nut, 4BA (As required)						1	-	SH23/8
AGS2001C1/66	. . . Nut, 2BA (As required) (Alt.R60/39-Mod 5100)						1	-	†
AS2807/4/04	. . . Tube, distance (As required)						1	-	SH23/9
EEAS21/2ERH	. . . Washer, special (As required) (Pre-Mod 5100)						1	-	SH23/10
EEAS239/1CH	. . . Washer, 'D' (As required) (Alt.R60/39-Mod 5100)						1	-	†
SP13B	. . . Washer, 4BA (As required)						1	-	SH23/11
SP47B	. . . Washer, spring (As required)						1	-	SH23/12

AP101B-0415-3A		SERVICES			Page SH.43
HYDRAULIC SYSTEM					
Part Number	Description	No. Off	Mati. Spec.	Plate No.	
				1	2 3 4 5 6
AGS1118B	. . . CONE, tee	2	-		SH23/13
AGS1102B	. . . CONE, union body	6	-		SH23/14
EA1.73.93	. . . FAIRLEAD, at inboard rib (Pre-Mod 5100)	1	-		SH23/15
	Attaching parts for EA1.73.93 :-				
A25/13B	. . . Bolt, 2BA	2	-		SH23/16
A27BP	. . . Nut, 4BA	2	-		SH23/17
SP47B	. . . Washer, spring	2	-		SH23/18
EA3.20.3993	. . . FAIRLEAD, assembly, pipe support inboard flap shroud (Alt.R60/313-Mod 5100)	6	BS2572 Type F3		†
EA3.20.3997	. . . FAIRLEAD, assembly, pipe support inboard flap shroud (Alt.R60/313-Mod 5100)	5	BS2572 Type F3		†
	Attaching parts for EA3.20.3993 and EA3.20.3997 :-				
A25/8C	. . . Bolt, 2BA	2	-		†
AGS2001C1/66	. . . Nut, 2BA	2	-		†
SP15C	. . . Washer	2	-		†
EB4.73.713	. . . FAIRLEAD, assembly, pipe support on engine arch (Alt.R60/313-Mod 5100)	3	-		†
	Attaching parts for EB4.73.713 :-				
A25/7C	. . . Bolt, 2BA	1	-		†
AGS2001C1/66	. . . Nut, 2BA	1	-		†
EA3.73.1115	. . . FAIRLEAD, assembly, pipe support rib 7 and 1 (Alt.R60/313-Mod 5100)	2	BS2572 Type F3		†
	Attaching parts for EA3.73.1115 :-				
A25/7C	. . . Bolt, 2BA	4	-		†
AGS2001C1/66	. . . Nut, 2BA	4	-		†
EA3.73.1113	. . . Plate, doubling	1	-		†
AS1811/5/060	. . . Tube, distance, 17 SWG	4	L105		†
EEAS28/8ER	. . . Washer	4	-		†
AS3360B3B	. . . LEAD, bonding (Pre-Mod 5100)	4	-		SH23/19
AS3360B3C	. . . LEAD, bonding (Alt.R60/39-Mod 5100)	4	-		†
AS3360C3C	. . . LEAD, bonding (Alt.R60/39-Mod 5100)	2	-		†
AGS2097C6C	. . . LEAD, bonding (Alt.R60/39-Mod 5100)	2	-		†
AGS1142B	. . . NIPPLE, adaptor (Alt.R60/39-Mod 5100)	4	-		†
AGS1170B	. . . NIPPLE (Alt.R60/39-Mod 5100)	6	-		†
EA1.73.91A	. . . PIPE, assembly, from union cone between inboard wing ribs 1 and 2 to inboard flap jack tee cone 'down' line (Pre-Mod 5100)	1	DTD5019		SH23/20
EA3.73.1147	. . . PIPE, assembly (Alt.R60/313-Mod 5100)	1	DTD5019		
EA1.73.91B	. . . PIPE, assembly, from union cone between inboard wing ribs 1 and 2 to inboard flap jack, tee cone 'up' line (Pre-Mod 5100)	1	DTD5019		SH23/21
EA3.73.1143	. . . PIPE, assembly (Alt.R60/313-Mod 5100)	1	DTD5019		
EA1.73.91C	. . . PIPE, assembly, from tee to inboard flap jack, 'down' line (Pre-Mod 5100)	1	DTD5019		SH23/22
or					
EA3.73.1139	. . . PIPE, assembly (Alt.R60/313-Mod 5100)	1	DTD5019		
EA1.73.91D	. . . PIPE, assembly, from tee to inboard flap jack 'up' line (Pre-Mod 5100)	1	DTD5019		SH23/23
EA3.73.1135	. . . PIPE, assembly (Alt.R60/313-Mod 5100)	1	DTD5019		
EA1.73.91E	. . . PIPE, assembly, from inboard flap jack tee cone to union cone at inboard wing rib 7 'down' line (Pre-Mod 5100)	1	DTD5019		SH23/24
EA3.73.1091	. . . PIPE, assembly, from inboard jack tee to spar coupling, flaps 'down' line (Alt.R60/313-Mod 5100)	1	DTD5019		†

SERVICES
HYDRAULIC SYSTEM

Part Number	Description	No. Off	Mati. Spec.	Plate No.
EA1.73.91F	. . PIPE, assembly, from inboard flap jack tee cone to union cone at inboard wing rib 7, 'up' line (Pre-Mod 5100)	1	DTD5019	SH23/25
EA3.73.1089	. . PIPE, assembly, from inboard jack tee to spar coupling flaps 'up' line (Alt.R60/313-Mod 5100)	1	DTD5019	†
EA1.73.91G	. . PIPE, assembly, from union cone at inboard wing rib 7 to union cone at outboard wing rib 2A, 'up' line (Pre-Mod 5100)	1	DTD5019	SH23/26
EA3.73.1093	. . PIPE, assembly, from spar coupling inboard wing to coupling of rib 7 flaps 'up' line (Alt.R60/313-Mod 5100)	1	DTD5019	†
EA3.73.1097	. . PIPE, assembly, transverse across engine arch flaps 'up' line (Alt.R60/313-Mod 5100)	1	DTD5019	†
EA3.73.1101	. . PIPE, assembly, from outer wing coupling rib 1 to spar coupling flaps 'up' line (Alt.R60/313-Mod 5100)	1	DTD5019	†
EA3.73.1105	. . PIPE, assembly, from outer wing spar coupling to coupling trailing edge rib 2A, flaps 'up' line (Alt.R60/313-Mod 5100)	1	DTD5019	†
EA1.73.91H	. . PIPE, assembly, from union cone at inboard wing rib 7 to union cone at outboard wing rib 2A, 'down' line (Pre-Mod 5100)	1	DTD5019	SH23/27
EA3.73.1095	. . PIPE, assembly, from spar coupling inboard wing to coupling inboard of rib 7, flaps 'down' line (Alt.R60/313-Mod 5100)	1	DTD5019	†
EA3.73.1099	. . PIPE, assembly, transverse across engine arch flaps 'down' line (Alt.R60/313-Mod 5100)	1	DTD5019	†
EA3.73.1103	. . PIPE, assembly, from outer wing coupling rib 1 to spar coupling flaps 'down' line (Alt.R60/313-Mod 5100)	1	DTD5019	†
EA3.73.1107	. . PIPE, assembly, from outer wing spar coupling to coupling trailing edge rib 2A, flaps 'down' line (Alt.R60/313-Mod 5100)	1	DTD5019	†
EA1.73.91J	. . PIPE, assembly, from union cone at outboard wing rib 2A to outboard flap jack 'up' line	1	DTD5019	SH23/28
EA3.73.1109	. . PIPE, assembly (Alt.R60/313-Mod 5100)	1	DTD5019	†
EA1.73.91K	. . PIPE, assembly, from union cone at outboard wing rib 2A to outboard flap jack 'down' line	1	DTD5019	SH23/29
EA3.73.1111	. . PIPE, assembly (Alt.R60/313-Mod 5100)	1	DTD5019	†
EEAS20/2ER	. . TAB, locking (Alt.R60/39-Mod 5100)	4	-	†
AGS1113B	. . UNION, flanged bulkhead (Alt.R60/39-Mod 5100)	4	-	†
	Attaching parts for AGS1113B :-			
A25/2B	. . Bolt, 4BA	6	-	†
A27BP	. . Nut, 4BA	6	-	†
SP13B	. . Washer	6	-	†
AGS1115/2	. . Washer, plate	1	-	†
EA1.73.281	. PIPES, HYDRAULIC, FOR AIR BRAKE CENTRE WING, ASSEMBLY Spares for :-	-	-	SH24/1
EEAS143/6H	. . CLIP, pipe, single, 1/2" o/d (Pre-Mod 5100)	14	L72	SH24/2
AS4526/4	. . CLIP, 1/2" (Alt.R60/39-Mod 5100)	14	-	†
	Attaching parts for EEAS143/6H and AS4526/4 :-			
A25/1B	. . Bolt, 4BA	1	-	SH24/3
AGS2001B1	. . Nut, 4BA	1	-	SH24/4
A27BP	. . Nut, 4BA	1	-	SH24/5
EEAS21/2ERH	. . Washer, 'D' (Pre-Mod 5100)	1	L72	SH24/6
EEAS237/17CH	. . Washer, 'D' (As required) (Alt.R60/39-Mod 5100)	1	-	†
EEAS239/1CH	. . Washer, 'D' (As required) (Alt.R60/39-Mod 5100)	1	-	†
SP47B	. . Washer, spring	1	-	SH24/7

HYDRAULIC SYSTEM

Ref. No.	Part No.	Description	No. off	Matl. Spec.	Cl. of Equip M.R. L.M.	Plate No.	
							1
28F/8011883 5K/7000230 931	AGS1102B	. . . CONE, union body	4	—	C	SH24/8	
	AS3360B3B	. . . LEAD, bonding (Pre—Mod 5100)	2	—	C	SH24/9	
	EA1.73.281A	. . . PIPE, assembly, between fuselage and union cone at centre wing ribs 3 and 4 'in' line (Pre—Mod 5100)	1	DTD5019	C	SH24/10	
932	EA3.73.1243	. . . PIPE, assembly (Alt. R60/80—Mod 5100)	1	DTD5019	LM		
	EA1.73.281B	. . . PIPE, assembly, between fuselage and cone at centre wing ribs 3 and 4, 'out' line (Pre—Mod 5100)	1	DTD5019	C	SH24/11	
1636	EA3.73.1245	. . . PIPE, assembly (Alt. R60/80—Mod 5100)	1	DTD5019	LM		
	EA1.73.281E	. . . PIPE, assembly, between union cone at ribs 3 and 4 to union cone between ribs 6 and 7 'in' line (Pre—Mod 5100)	1	DTD5019	C	SH24/12	
1637	EA3.73.1247	. . . PIPE, assembly (Alt. R60/80—Mod 5100)	1	DTD5019	LM		
	EA1.73.281F	. . . PIPE, assembly, between union cone at ribs 3 and 4 to union cone between ribs 6 and 7 'out' line (Pre—Mod 5100)	1	DTD5019	C	SH24/13	
5258 5K/4345976	EA3.73.1249	. . . PIPE, assembly (Alt. R60/80—Mod 5100)	1	DTD5019	LM		
	EG4.73.75	. . . PIPES, HYDRAULIC, FOR AIR BRAKE OUTER WING, ASSEMBLY Spares for:—	—	—	—		
28D/1010658 28D/1008149 28M/9403519 28M/1278189 5259 45932	EEAS143/6H	. . . CLIP, pipe, single, 1/4" o/d (Pre—Mod 5100)	18	L72	C	SH24/14	
	AS4526/4	. . . CLIP, 1/4" (Alt. R60/39—Mod 5100) Attaching parts for EEAS143/6H and AS4526/4:—	18	—	C	†	
28W/9416642	A25/1B	. . . Bolt, 4BA (As required)	1	—	C	SH24/15	
	A25/2B	. . . Bolt, 4BA (As required)	1	—	C	SH24/16	
	A27BP	. . . Nut, 4BA (As required)	1	—	C	SH24/17	
	AGS2001B1	. . . Nut, 4BA (As required)	1	—	C	SH24/18	
	EEAS21/2ERH	. . . Washer, special (As required) (Pre—Mod 5100)	1	L72	C	SH24/19	
	EEAS237/17CH	. . . Washer, 'D' (As required) (Alt. R60/39—Mod 5100)	1	—	C	†	
	EEAS239/1CH	. . . Washer, 'D' (As required) (Alt. R60/39—Mod 5100)	1	—	LM	†	
	SP47B	. . . Washer, spring (As required)	1	—	C	SH24/20	
	28F/8011883 5K/7000230 5K/7000231 939	AGS1102B	. . . CONE, union body	5	—	C	SH24/21
		AS3390B3B	. . . LEAD, bonding (Pre—Mod 5100)	2	—	C	SH24/22
AS3360B3C		. . . LEAD, bonding (Alt. R60/39—Mod 5100)	1	—	LM	†	
940	EA1.73.283C	. . . PIPE, assembly, from union cone between outer wing ribs 1 and 2A to union cone between ribs 2 and 2B 'in' line (Pre—Mod 5100)	1	DTD5019	—	SH24/23	
	EA3.73.1251	. . . PIPE, assembly (Alt. R60/80—Mod 5100)	1	DTD5019	LM		
941	EA1.73.283D	. . . PIPE, assembly, from union cone between outer wing ribs 1 and 2A, to union cone between ribs 2 and 2B 'out' line (Pre—Mod 5100)	1	DTD5019	—	SH24/24	
	EA3.73.1253	. . . PIPE, assembly (Alt. R60/80—Mod 5100)	1	DTD5019	LM		
	EA1.73.283E	. . . PIPE, assembly, from union cone between ribs 2 and 2B to union cone between ribs 3A and 3 'in' line (Pre—Mod 5100)	1	DTD5019	—	SH24/25	
	EA3.73.1255	. . . PIPE, assembly (Alt. R60/80—Mod 5100)	1	DTD5019	LM		

SERVICES
HYDRAULIC SYSTEM

Ref. No.	Part No.	Description	No. off	Matl. Spec.	Cl. of Equip M.R. L.M.	Plate No.
942	EA1.73.283F	PIPE, assembly, from union cone between ribs 2 and 2B to union cone between ribs 3A and 3 'out' line (Pre—Mod 5100)	1	DTD5019	—	SH24/26
1983	EA3.73.1257	PIPE, assembly (Alt. R60/80—Mod 5100)	1	DTD5019	LM	SH24/27
	EA1.73.283J	PIPE, assembly, from union cone between centre wing ribs 6 and 7 to union cone between outer wing ribs 1 and 2A, 'out' line (Pre—Mod 5100)	1	DTD5019	—	
1984	EA3.73.1263	PIPE, assembly (Alt. R60/80—Mod 5100)	1	DTD5019	LM	SH24/28
	EA1.73.283K	PIPE, assembly, from union cone between centre wing ribs 6 and 7 to union cone between outer wing ribs 1 and 2A 'in' line (Pre—Mod 5100)	1	DTD5019	—	
33300	EA3.73.1265	PIPE, assembly (Alt. R60/80—Mod 5100)	1	DTD5019	LM	SH24/29
	EB6.73.363	PIPE, assembly, from union cone between ribs 3A and 3 to bracket on rib 3, 'out' line (Pre—Mod 5100)	1	DTD5019	C	
33301	EG4.73.143	PIPE, assembly (Alt. R60/80—Mod 5100)	1	DTD5019	LM	SH24/30
	EB6.73.365	PIPE, assembly, from union cone between ribs 3A and 3, to bracket on rib 3, 'in' line (Pre—Mod 5100)	1	DTD5019	C	
	EG4.73.145 EG4.73.77	PIPES, HYDRAULIC, FOR AIR BRAKES ON OUTER WING RIB 3, ASSEMBLY Spares for:—	1	DTD5019	LM	
28F/9439533	AGS1129B	BODY, banjo (EA1.73.285)	1	—	C	SH24/31
28F/9423227	AGS1135B	BOLT, banjo (EA1.73.285)	1	—	C	SH24/32
5258	EEAS143/6H	CLIP, pipe (Pre—Mod 5100)	2	—	C	SH24/33
5K/4345976	AS4526/4	CLIP, 1/4" (Alt. R60/39—Mod 5100) Attaching parts for EEAS143/6H and AS4526/4:—	2	—	C	†
28D/9436920	A25/1C	Bolt, 2BA	1	—	C	SH24/34
28M/1012015	AGS2001C1	Nut, 2BA	1	—	C	SH24/35
5259	EEAS21/2ERH	Washer, 'D' (Pre—Mod 5100)	1	—	C	SH24/36
	EEAS239/1CH	Washer 'D' (Alt. R60/39—Mod 5100)	1	—	LM	†
28F/8011800	AGS1104B	CONE, adaptor (EA1.73.285)	1	—	C	SH24/37
28F/1013402	AGS1111B	CONE, union body (EA1.73.285) Attaching parts for AGS1111B:—	2	—	C	SH24/38
28D/1010658	A25/1B	Bolt, 4BA	3	—	C	SH24/39
28M/9403519	A27BP	Nut, 4BA	3	—	C	SH24/40
28F/9128928	AGS1115/2	Washer, plate	1	—	C	SH24/41
28W/9416642	SP47B	Washer, spring	3	—	C	SH24/42
5K/7000231	AS3360B3C	LEAD, bonding (Pre—Mod 5100)	2	—	C	SH24/43
5K/7000231	AS3360B3C	LEAD, bonding (Alt. R60/39—Mod 5100)	2	—	LM	†
12504	EA9.73.563	PIPE, coil, assembly, from bracket on rib 3, to air brake operating jack 'out' position (Pre—Mod 5100)	1	—	C	SH24/44
	EG4.73.147	PIPE, assembly (Alt. R60/80—Mod 5100)	1	DTD5019	LM	

SERVICES

HYDRAULIC SYSTEM

Part Number	Description	No. Off	Matl. Spec.	Plate No.	
					1
EA9.73.561	. . PIPE, coil, assembly, from bracket on rib 3 to air brake operating jack 'in' position (Pre-Mod 5100)	1	-	SH24/45	
EG4.73.149	. . PIPE, assembly (Alt. R60/30-Mod 5100)	1	DTD5019		
AGS1138B	. . WASHER, jointing	3	-	SH24/46	
EA3.73.815	. . PIPES, HYDRAULIC, ON FUSELAGE SIDE WHEEL WELL BAY, ASSEMBLY Spares for:-	-	-	SH25/1	
EA1.73.183	. . BODY, banjo, special	1	-	SH25/2	
EA1.73.277	. . BOLT, banjo, special	1	-	SH25/3	
EA1.73.179	. . CLIP, pipe, flexible 1/4" o/d (Pre-Mods 5100 or 5190) (Pre-Mod 5503)	1	-	SH25/4	
EA3.73.1461	. . CLIP, 1/4" (Alt. R60/39-Mods 5100 or 5190) (Pre-Mod 5503) Attaching parts for EA1.73.179 and EA3.73.1461:-	1	-	†	
A25/7C	. . Bolt, 2BA	2	-	SH25/5	
A27CP	. . Nut, 2BA	2	-	SH25/6	
SP47C	. . Washer, spring	2	-	SH25/6A	
EA3.73.1493	. . CLIP, hose (Mod 5503) Attaching parts:-	1	-	SH25/50	
A25/12C	. . Bolt, 2BA	2	-	SH25/51	
A27CP	. . Nut, 2BA	2	-	SH25/52	
SP47C	. . Washer, spring, 2BA	2	-	SH25/53	
EEAS143/8H	. . CLIP, pipe, single, 3/8" o/d (Pre-Mod 5100)	5	L72	SH25/7	
EEAS91/3	. . CLIP, pipe, double, 3/8" o/d	3	L72	SH25/8	
AS4526/6	. . CLIP, 3/8" (Alt. R60/39-Mod 5100) Attaching parts for EEAS143/8H, EEAS91/3 and AS4526/6:-	5	-	†	
A25/1B	. . Bolt, 4BA	1	-	SH25/9	
A25/1C	. . Bolt, 2BA (Alt. R60/39-Mod 5100)	1	-	†	
AGS2001B1	. . Nut, 4BA	1	-	SH25/10	
AGS2001C1/66	. . Nut, 2BA (Alt. R60/39-Mod 5100)	1	-	†	
EEAS21/2ERH	. . Washer, 'D' (Pre-Mod 5100)	1	-	SH25/11	
EEAS237/17CH	. . Washer, 'D' (As required) (Alt. R60/39-Mod 5100)	1	-	†	
EEAS239/1CH	. . Washer, 'D' (As required) (Alt. R60/39-Mod 5100)	1	-	†	
AGS1118C	. . CONE, tee	1	-	SH25/12	
AS3360B3B	. . LEAD, bonding (Pre-Mod 5100)	1	-	SH25/12A	
AS3360B3C	. . LEAD, bonding (Alt. R60/39-Mod 5100)	1	-	†	
EA3.73.551	. . PIPE, assembly, from special banjo to tee cone, 'closed' line	1	DTD5019	SH25/13	
EA3.73.553	. . PIPE, assembly, from door sequence valve to thermal relief valve tee at wing main spar, 'closed' line	1	DTD5019	SH25/14	
EA3.73.585	. . PIPE, assembly, from tee cone to variable flow valve undercarriage door jack 'closed' line	1	DTD5019	SH25/15	
EA3.73.817	. . PIPE, assembly, from sequence valve to 4-way cone at main spar undercarriage door 'closed' line	1	DTD5019	SH25/16	
EA3.73.819	. . PIPE, assembly, from tee cone to tee cone, 'closed' line	1	DTD5019	SH25/17	
EA3.73.855	. . PIPE, assembly, from variable flow valve to undercarriage jack hose connection, 'closed' line	1	DTD5019	SH25/18	
AGS1186C	. . SEAL, bonded	2	-	SH25/19	
AGS1106B	. . UNION, body, cone	1	-	SH25/20	
AGS1138B	. . WASHER, jointing	2	-	SH25/21	
EA3.73.531	. . PIPES, HYDRAULIC, AT WHEEL WELL BAY DIAPHRAGM, ASSEMBLY Spares for:-	-	-		
EA1.73.181	. . CLIP, thermal relief valve (Mod 1266) Attaching parts for EA1.73.181:-	1	-	SH25/22	
A25/13C	. . Bolt, 2BA	2	-	SH25/23	
AGS2001C1/66	. . Nut, 2BA	2	-	SH25/24	
AS2307/030	. . Tube, distance	2	L72	SH25/25	

SERVICES
HYDRAULIC SYSTEM

Part Number	Description	No. Off	Matl. Spec.	Plate No.
EEAS143/5H	. . CLIP, pipe, single, $\frac{3}{16}$ " o/d (Pre-Mod 5100)	3	L72	SH25/26
EEAS143/6H	. . CLIP, pipe, single, $\frac{1}{4}$ " o/d (Pre-Mod 5100)	6	L72	SH25/27
AS4526/3	. . CLIP, $\frac{3}{16}$ " (Alt. R60/39-Mod 5100)	3	-	†
AS4526/4	. . CLIP, $\frac{1}{4}$ " (Alt. R60/39-Mod 5100)	6	-	†
	Attaching parts for EEAS143/5H, EEAS143/6H, AS4526/3 and AS4526/4:-			
A25/1B	. . Bolt, 4BA	1	-	SH25/28
A25/1C	. . Bolt, 2BA (As required) (Alt. R60/39-Mod 5100)	1	-	†
AGS2001B1	. . Nut, 4BA	1	-	SH25/29
AGS2001C1/66	. . Nut, 2BA (As required) (Alt. R60/39-Mod 5100)	1	-	†
EEAS21/2ERH	. . Washer, special	1	L72	SH25/30
EEAS237/17CH	. . Washer, 'D' (As required) (Alt. R60/39-Mod 5100)	1	-	†
EEAS239/1CH	. . Washer, 'D' (As required) (Alt. R60/39-Mod 5100)	1	-	†
AGS1120/1	. . CONE, tee	1	-	SH25/31
AS3360B3B	. . LEAD, bonding (Pre-Mod 5100)	1	-	SH25/31A
EA3.73.561	. . PIPE, assembly, from union cone at wheel well diaphragm to tee cone, 'open' line (Pre-Mod 5100)	1	DTD5019	SH25/32
EA3.73.1241	. . PIPE, assembly (Alt. R60/80-Mod 5100)	1	DTD5019	
EA3.73.647	. . PIPE, assembly, from tee cone to thermal relief valve, 'open' line	1	DTD5019	SH25/33
EA3.73.649	. . PIPE, assembly, from thermal relief valve to 4-way cone	1	DTD5019	SH25/34
EB7.73.43	. PIPES, HYDRAULIC ON RIB E, WHEEL WELL BAY, ASSEMBLY	-	-	
	Spares for:-			
EEAS143/6H	. . CLIP, pipe, single, $\frac{1}{4}$ " o/d (Pre-Mod 5100)	2	L72	SH25/35
AS4526/4	. . CLIP, $\frac{1}{4}$ " (Alt. R60/39-Mod 5100)	2	-	†
	Attaching parts for EEAS143/6H and AS4526/4:-			
A25/1B	. . Bolt, 4BA	1	-	SH25/36
AGS2001B1	. . Nut, 4BA	1	-	SH25/37
EEAS21/2ERH	. . Washer, 'D' (Pre-Mod 5100)	1	-	SH25/38
EEAS237/17CH	. . Washer, 'D' (Alt. R60/39-Mod 5100)	1	-	†
EB7.73.39	. . PIPE, assembly, from sequence valve to union cone at wheel well diaphragm 'open' line (Pre-Mod 5100)	1	DTD5019	SH25/39
EB7.73.5209	. . PIPE, assembly (Alt. R60/80-Mod 5100)	1	DTD5019	
EB6.73.395	. PIPES, HYDRAULIC, LEADING EDGE, ASSEMBLY	-	-	SH26/1
	Spares for:-			
EA1.73.189	. . BODY, banjo, special	1	-	SH26/2
EA1.73.247	. . BODY, banjo special (Pre-Mod 2701)	-	-	SH26/3
EA1.73.403	. . BODY, banjo, special (Mod 2101)	1	-	
EA1.73.191	. . BOLT, banjo, special	1	-	SH26/4
EA1.73.193	. . BOLT, banjo, special	1	-	SH26/5
EA9.20.3259	. . BRACKET	1	-	
EEAS143/8H	. . CLIP, pipe, single, $\frac{3}{8}$ " o/d (Pre-Mod 5100)	1	L72	SH26/6
AS4526/6	. . CLIP, $\frac{3}{8}$ " (Alt. R60/39-Mod 5100)	1	-	
	Attaching parts for EEAS143/8H and AS4526/6:-			
A25/1B	. . Bolt, 4BA	1	-	SH26/7
AGS2001B1	. . Nut, 4BA	1	-	SH26/8
EEAS21/2ERH	. . Washer, special (Pre-Mod 5100)	1	-	SH26/9
EEAS237/17CH	. . Washer, 'D' (Alt. R60/39-Mod 5100)	1	-	

SERVICES
HYDRAULIC SYSTEM

Part Number	Description	No. Off	Mtrl. Spec.	Plate No.					
				1	2	3	4	5	6
EEAS143/23H AS4526/10	. . CLIP, pipe, 5/8" o/d (Pre-Mod 5100) . . CLIP, 5/8" (Alt.R60/39-Mod 5100) Attaching parts for EEAS143/23H and AS4526/10 :-	1 1	L72 -					SH26/10	
A25/1C AGS2001C1/66 EA3.73.55 EEAS239/2CH	. . Bolt, 2BA . . Nut, 2BA . . Washer, special (Pre-Mod 5100) . . Washer, 'D' (Alt.R60/39-Mod 5100)	1 1 2 1	- - - -					SH26/11 SH26/12 SH26/13	
EEAS143/23 AGS2081/6 AS5419/6 AS5419/10	. . CLIP, pipe, single, 5/8" o/d (Pre-Mod 5100) . . CLIP, pipe, single 3/8" o/d (Pre-Mod 5100) . . CLIP, 3/8" (Alt.R60/39-Mod 5100) . . CLIP, 5/8" (Alt.R60/39-Mod 5100) Attaching parts for EEAS143/23, AGS2081/6, AS5419/6 and AS5419/10 :-	1 1 1 1	L72 - - -					SH26/14 SH26/15 † †	
A25/1C AGS2001C1/66 SP15C EEAS239/1CH	. . Bolt, 2BA . . Nut, 2BA . . Washer, 2BA . . Washer, 'D' (As required) (Alt.R60/39-Mod 5100)	1 1 1 1	- - - -					SH26/16 SH26/17 SH26/17A †	
EA9.73.165	. . CLIP, pipe, special Attaching parts for EA9.73.165 :-	1	-					SH26/18	
A25/29E AGS2001E1/66 EA9.73.167 EA9.73.168	. . Bolt, 1/4" BSF . . Nut, 1/4" BSF . . Washer, special . . Washer, special	2 2 1 1	- - L72 L72					SH26/19 SH26/20 SH26/21 SH26/22	
EA3.73.915 EA9.73.93	. . COUPLING, pipe . . FAIRLEAD, at diaphragm between ribs 2 and 3 rear Attaching parts for EA9.73.93 :-	1 2	S91 -					SH26/23 SH26/24	
A25/25C AGS2001C1/66 AS2810/5/143 SP13C	. . Bolt, 2BA . . Nut, 2BA . . Tube, distance . . Washer, 2BA	4 4 4 4	- - L62 -					SH26/25 SH26/26 SH26/27 SH26/27A	
EA9.73.163	. . FAIRLEAD, at diaphragm between ribs 2 and 3, front Attaching parts for EA9.73.163 :-	1	-					SH26/28	
A25/6C SP13C	. . Bolt, 2BA . . Washer, 2BA	4 4	- -					SH26/29 SH26/29A	
AS3360B3B AS3360B5B AS3360B3B AS3360B5C AGS1142C AGS1142E EB6.73.191	. . LEAD, bonding . . LEAD, bonding . . LEAD, bonding (Alt.R60/39-Mod 5100) . . LEAD, bonding (Alt.R60/39-Mod 5100) . . NIPPLE, adaptor . . NIPPLE, adaptor . . PIPE, assembly, from coupling at rib 2 to union body inboard of rib 1, suction line	1 1 1 1 1 3 1	- - - - - - L56					SH26/29B SH26/29C † † SH26/30 SH26/31 SH26/32	
EA4.73.283	. . PIPE, assembly, from coupling at rib 2 to union body inboard of rib 1, delivery line	1	DTD5016					SH26/33	
EEAS20/2DR AGS1103E AGS11388B AGS1138CC	. . TAB, locking . . UNION, body . . WASHER, jointing . . WASHER, jointing	4 1 2 2	L72 - - -					SH26/34 SH26/35 SH26/36 SH26/37	

SERVICES
HYDRAULIC SYSTEM

Part Number	Description	No. Off	Matl. Spec.	Plate No.
EG4.73.8	HYDRAULIC EQUIPMENT IN STARBOARD WING, ASSEMBLY	-	-	
EA6.73.283	Spares for :- HYDRAULIC EQUIPMENT CIRCUIT, ASSEMBLY Consisting of :-	-	-	SH20/1
LOCKHEED AIR40016 ACCUMULATOR, hydraulic	1	-	SH20/44
LOCKHEED AVA50E COUPLING, AVERY, ASSEMBLY Consisting of :-	1	-	SH20/2
AVA1152E FLANGE, half	1	-	SH20/3
AVA62E NUT, tube	1	-	SH20/4
AVA54E UNION, half	1	-	SH20/5
A25/2B	Attaching parts for AVA50E :- Bolt, 4BA	6	-	SH20/6
AGS2001B1 Nut, 4BA	6	-	SH20/7
SP13B Washer, 4BA	6	-	SH20/8
LOCKHEED AVA52C COUPLING, AVERY, ASSEMBLY Consisting of :-	1	-	SH20/9
AVA57C COUPLING, half union	1	-	SH20/10
AVA58C FLANGE, half	1	-	SH20/11
AVA62C NUT, tube	1	-	SH20/12
A25/2B	Attaching parts for AVA52C :- Bolt, 4BA	6	-	SH20/13
AGS2001B1 Nut, 4BA	6	-	SH20/14
SP13B Washer, 4BA	6	-	SH20/15
10069 N & Z or SIS.3592 GAUGE, pressure	1	-	SH20/45
DOWTY 0.7017Y/CO1 GAUGE, pressure, Mk.14 LL			
DOWTY 0.7016Y/CO1 Jack, operating, main undercarriage (For spares see AP4515B, Vol. 3)	1	-	SH20/16
DOWTY 0.8246Y/CO1 JACK, operating flap (For spares see AP4515B, Vol. 3)	2	-	SH20/17
DOWTY 0.8246Y/CO1 JACK, operating, main undercarriage door (For spares see AP4515B, Vol. 3)	1	-	SH20/18
EB6.73.223 JACK, FOR AIR BRAKE, ASSEMBLY Spares for :-	1	-	SH20/46
EA3.20.1195 BLOCK, packing	1	Tufnol	SH20/47
A25/16B BOLT, 4BA	2	-	SH20/48
EA3.20.1189 BRACKET, switch mounting Attaching parts for EA3.20.1189 :-	1	-	SH20/49
A59/22C Bolt, 2BA	2	-	SH20/50
AGS2001C1/66 Nut, 2BA	2	-	SH20/51
SP13C Washer, 2BA	2	-	SH20/52
EA3.20.1193 CHANNEL	1	-	SH20/53
R MESSIER 5232 JACK, assembly (Pre-Mod 4454) (Pre-Mod 5100) (For spares see AP4515A, Vol. 3, Pt. 1, Sect. 2)	1	-	SH20/54
R DOWTY 1.03035.001 or MESSIER J5076 JACK, assembly (Mod 4454) (Pre-Mod 5100)	1	-	
R JACK, assembly (Pre-Mod 4454) (Pre-Mod 5100) (For spares see AP4515A, Vol. 3)	1	-	

AP101B-0415-3A

SERVICES

HYDRAULIC SYSTEM

Part Number	Description	No. Off	Matl. Spec.	Plate No.
R 1.03036.001	JACK, assembly (Mod 4454) (Mod 5100)	1	-	
EA3.73.303	NUT, special	1	S11	SH20/55
AGS2001B1	NUT, 4BA	2	-	SH20/56
EA3.20.1191	SHOE, micro switch operating	2	-	SH20/57
EB6.20.819	SLIDE, OPERATING, ASSEMBLY	1	-	SH20/58
	Spares for:-			
EB6.20.935	BOLT, special	4	-	SH20/59
EB6.20.821	CLAMP, half	2	-	SH20/60
EA3.20.1199	PLATE, rubbing	2	-	SH20/61
A3388	SCREW, csk. 4BA	6	-	SH20/62
EB6.20.823	SLIDE, block	1	-	SH20/63
AS2810/4/160	TUBE, distance	2	-	SH20/64
SP13B	WASHER	2	-	SH20/65
EA3.73.305	WASHER, tab	1	-	SH20/66
DUNLOP 2/W3/101/8/8/63	PIPE, flexible, maxaret unit (Pre-Mods 5100 or 5190)	1	-	SH20/24
R 2W14DAS7005/63	PIPE (Alt. R60/32-Mods 5100 or 5190) (Pre-Mod 5503)	1	-	
R 2W14-261-8-8-63.0	PIPE, flexible, maxaret unit (Mod 5503)	1	-	
R 2/W3/101/8/10/30	PIPE, flexible, maxaret unit (Pre-Mods 5100 or 5190)	1	-	SH20/25
R 2W14DAS7007/30	PIPE (Alt. R60/32-Mods 5100 or 5190) (Pre-Mod 5503)	1	-	
R 2W14-261-8-10-30.0	PIPE, flexible, maxaret unit (Mod 5503)	1	-	
R 4/W3/101/8/8/14	PIPE, flexible, undercarriage door 'open' (Pre-Mods 5100 or 5190)	1	-	SH20/26
4W14DAS7005/14 DUNLOP 4/W3/101/8/8/18	PIPE (Alt. R60/32-Mods 5100 or 5190) PIPE, flexible, undercarriage door 'closed' (Pre-Mods 5100 or 5190)	1	-	SH20/27
4W14DAS7005/18 DUNLOP 4W3/101/8/8/63	PIPE (Alt. R60/32-Mod 5110) PIPE, flexible, hydraulic (Pre-Mods 5100 or 5190)	1	-	SH20/28
R 4W14DAS7005/63	PIPE (Alt. R60/32-Mods 5100 or 5190) (Pre-Mod 5503)	1	-	
R 4W14-261-8-8-63.0	PIPE, flexible (Mod 5503)	1	-	
R 4/W3/101/8/10/26.5	PIPE, flexible, hydraulic brake (Pre-Mods 5100 or 5190)	1	-	SH20/29
R 4W14DAS7007/26.5	PIPE (Alt. R60/32-Mods 5100 or 5190) (Pre-Mod 5503)	1	-	
R 4W14-261-8-10-26.5	PIPE, flexible, hydraulic brake (Mod 5503)	1	-	
6/W3/101/8/8/18	PIPE, flexible, undercarriage 'up' (Pre-Mods 5100 or 5190)	1	-	SH20/30
6W14DAS7005/18 DUNLOP 4/W3/101/8/8/25	PIPE (Alt. R60/32-Mods 5100 or 5190) PIPE, flexible, undercarriage 'down' (Pre-Mods 5100 or 5190)	1	-	SH20/31
6W14DAS7005/25	PIPE (Alt. R60/32-Mods 5100 or 5190)	1	-	
6W3/102/8/10/40	PIPE, flexible, engine driven pump, delivery line (Pre-Mods 2150 or 5100)	1	-	
6W2/102/8/10/40	PIPE (Alt. R60/32-Mod 5100)	1	-	

SERVICES
HYDRAULIC SYSTEM

Part Number	Description	No. Off	Matl. Spec.	Plate No.
DUNLOP 6/W3/102/8/10/44	. . PIPE, flexible, engine driven pump assembly (Mod 2150) (Pre-Mod 5100)	1	-	SH20/67
6W2/102/8/10/44 DUNLOP	. . PIPE (Alt.R60/32-Mods 5100 or 5190)	1	-	
10/W3/121/8/10/40 DUNLOP	. . PIPE, flexible, engine driven pump suction (Pre-Mods 5100 or 5190)	1	-	SH20/33
10W2/121/8/10/40 LOCKHEED AIR68000	. . PIPE (Alt.R60/32-Mods 5100 or 5190)	1	-	
5CW9438275	. . PUMP, engine driven (Mod 2335) (For spares see AP4515N, Vol. 3)	1	-	SH20/34
A25/16B AGS2001B1 SP13B DOWTY C4603Y/MK.E DOWTY C8697Y/MK.A DOWTY D401Y/MK.J	. . SWITCH, micro, type 1A, 3 terminal Attaching parts for Ref. No. 5CW/9438275 :- (EB6.73.223)	2	-	SH20/68
DOWTY D401Y/MK.M	. . Bolt, 4BA	2	-	SH20/69
DOWTY D3371MK.E DOWTY 0.3371Y/BO1 DOWTY C6790Y/MK.A	. . Nut, 4BA	2	-	SH20/70
DOWTY 6209Y	. . Washer, 4BA	2	-	SH20/71
DOWTY O6209Y/BO1	. . VALVE, thermal relief	2	-	SH20/35
AGS2096A LOCKHEED AIR41158	. . VALVE, thermal relief (Mod 3749)	1	-	SH20/36
LOCKHEED AIR43634 LOCKHEED UMC706/4 R UMC706/4	. . VALVE, sequence, undercarriage door (For spares see AP4515B, Vol. 3)	1	-	SH20/72
	. . VALVE, sequence undercarriage door (For spares see AP4515B, Vol. 3)	1	-	SH20/73
	. . VALVE, restrictor (Pre-Mod 3937)	1	-	SH20/39
	. . VALVE, restrictor (Mod 3937)	1	-	
	. . VALVE, transfer, undercarriage jack (For spares see AP4515B, Vol. 3)	1	-	SH20/40
	. . VALVE, restrictor, undercarriage jack (Pre-Mod 3937)	1	-	SH20/41
	. . VALVE, restrictor, undercarriage door jack (Mod 3937)	1	-	
	. . VALVE, charging	2	-	SH20/42
	. . VALVE, cut-out (Pre-Mods 1265 and 4280)	1	-	SH20/74
	. . VALVE, cut-out (Mods 1265 and 4280)	1	-	
	. . VALVE, non-return (Mod 3368)	3	-	SH20/75
	. . VALVE, non-return (Mod 5118)	1	-	SH21/78

SERVICES
HYDRAULIC SYSTEM

Part Number	Description	No. Off	Mati. Spec.	Plate No.
EB6.73.354	. PIPES, HYDRAULIC ON MAIN SPAR, ASSEMBLY Spares for :-	-	-	SH21/1
EA1.73.107	. . BRACKET	1	-	SH21/2
EA6.73.62	. . BRACKET	1	-	SH21/58
EA3.73.790	. . BRACKET	1	-	SH21/59
EA3.73.793	. . BRACKET Attaching parts for EA1.73.107, EA6.73.62, EA3.73.789 and EA3.73.793 :-	1	-	SH21/5
A25/1C	. . Bolt, 2BA	4	-	SH21/6
A27CP	. . Nut, 2BA	4	-	SH21/7
SP47C	. . Washer, spring	4	-	SH21/7A
EA6.73.79	. . BRACKET, pipe, flexible Attaching parts for EA6.73.79 :-	1	-	SH21/8
A32B12	. . Screw, 4BA	4	-	SH21/9
SP47B	. . Washer, spring	4	-	SH21/9A
EA1.73.181	. . CLIP, thermal relief valves and flexible pipes (Mod 1266) Attaching parts for EA1.73.181 :-	4	L72	SH21/10
A25/10C	. . Bolt, 2BA (As required)	2	-	SH21/11
A25/11C	. . Bolt, 2BA (As required)	2	-	SH21/12
AGS2001C1/66	. . Nut, 2BA (As required)	2	-	SH21/13
A27CP	. . Nut, 2BA (As required)	2	-	SH21/14
SP13C	. . Washer, 2BA (As required)	2	-	SH21/14A
SP47C	. . Washer, 2BA (As required)	2	-	SH21/14B
SP15C	. . Washer, 2BA (As required)	2	-	SH21/14C
EA3.73.797	. . CLIP, transfer valve Attaching parts for EA3.73.797 :-	1	-	SH21/15
A25/14C	. . Bolt, 2BA	2	-	SH21/16
AGS2081/3	. . CLIP, 3/16" o/d (Pre-Mod 5100)	4	-	SH21/17
AGS2081/4	. . CLIP, 1/4" o/d (Pre-Mod 5100)	1	-	SH21/18
AGS2081/6	. . CLIP, 3/8" o/d (Pre-Mod 5100)	7	-	SH21/19
EEAS143/21	. . CLIP, pipe, single, 1/2" o/d (Pre-Mod 5100)	3	L72	SH21/20
EEAS143/24H	. . CLIP, pipe, single, 1/4" o/d (Pre-Mod 5100)	3	L72	SH21/21
AS4526/3	. . CLIP, 3/16" (Alt.R60/39-Mod 5100)	4	-	↑
AS4526/4	. . CLIP, 1/4" (Alt.R60/39-Mod 5100)	1	-	↑
AS4526/6	. . CLIP, 3/8. (Alt.R/)/39-Mod 5100)	7	-	↑
AS5419/8	. . CLIP, 1/2" (Alt.R60/39-Mod 5100)	3	-	↑
AS5419/12	. . CLIP, 3/4" (Alt.R60/39-Mod 5100)	3	-	↑
A25/1C	. . Bolt, 2BA (As required)	1	-	SH21/22
A25/2C	. . Bolt, 2BA (As required)	1	-	SH21/23
A25/3C	. . Bolt, 2BA (As required)	1	-	SH21/24
A25/8C	. . Bolt, 2BA (As required)	1	-	SH21/25
A27CP	. . Nut, 2BA	1	-	SH21/26
SP13C	. . Washer, 2BA (As required)	1	-	SH21/26A
SP47C	. . Washer, spring (As required)	1	-	SH21/26B
EEAS21/9ER	. . Washer, 'D' (As required) (Pre-Mod 5100)	1	-	SH21/27
EEAS239/1CH	. . Washer, 'D' (As required) (Alt.R60/39-Mod 5100)	1	-	↑
EEAS239/2CH	. . Washer, 'D' (As required) (Alt.R60/39-Mod 5100)	1	-	↑
EA1.70.73	. . Washer, special (As required)	1	-	SH21/28

R

SERVICES
HYDRAULIC SYSTEM

Part Number	1 2 3 4 5 6	Description	No. Off	Mati. Spec.	Plate No.
EA1.73.177	. . .	CONE, tee, special	1	DTD683	SH21/29
AGS1102A	. . .	CONE, union, body	1	-	SH21/30
AGS1102B	. . .	CONE, union, body	1	-	SH21/31
AGS1102C	. . .	CONE, union, body (Pre-Mod 3749)	1	-	†
AGS1123A	. . .	CONE, 4-way	1	-	SH21/32
AGS1123C	. . .	CONE, 4-way	1	-	SH21/33
EA1.73.109	. . .	GUARD, pipe, flexible	1	-	SH21/34
		Attaching parts for EA1.73.109 :-			
A25/1C	. . .	Bolt, 2BA	4	-	SH21/35
A25/2C	. . .	Bolt, 2BA	2	-	SH21/35A
A27CP	. . .	Nut, 2BA	4	-	SH21/36
SP47C	. . .	Washer, spring	4	-	SH21/36A
EA3.73.538	. . .	PIPE, assembly, from sequence 4-way cone, to union body, undercarriage jack 'down' line	1	DTD5019	SH21/60
EA3.73.544	. . .	PIPE, assembly, from sequence 4-way cone, to sequence valve connection on rib 3 wheel well bay undercarriage door 'open' line	1	DTD5019	SH21/61
EA3.73.550	. . .	PIPE, assembly, from union body on rib B, to union body inboard on rib A, brake pressure line (Pre-Mod 5100)	1	DTD5019	SH21/62
EA3.73.1234	. . .	PIPE, assembly (Alt.R60/80-Mod 5100)	1	DTD5019	
EA3.73.652	. . .	PIPE, assembly, from undercarriage and door jacks thermal relief valve to 4-way cone, return line	1	DTD5019	SH21/63
EA3.73.730	. . .	PIPE, assembly, from 4-way cone to union cone inboard rib A, return line	1	L56	SH21/64
EA3.73.5140	. . .	PIPE, assembly, from thermal relief valve to tee piece (Mod 3749)	1	DTD5019	SH21/65
EA3.73.5142	. . .	PIPE, assembly, from thermal relief valve to 4-way piece (Mod 3749)	1	DTD5019	SH21/66
EA3.73.810	. . .	PIPE, assembly, from tee joint in undercarriage jack 'up' line to thermal relief valve (Pre-Mod 3749)	1	DTD5019	†
EA3.73.5134	. . .	PIPE, assembly, from thermal relief valve to 4-way piece (Mod 3749)	1	DTD5019	SH21/67
EA3.73.805	. . .	PIPE, assembly, from thermal relief valve tee to transfer valve undercarriage jack 'up' line (Pre-Mod 3749)	1	DTD5019	†
EA3.73.805	. . .	PIPE, assembly, from thermal relief valve 4-way piece transfer valve, undercarriage jack 'up' line (Mod 3749)	1	DTD5019	SH21/68
EA3.73.808	. . .	PIPE, assembly, from transfer valve to union body at rib C undercarriage jack 'up' line	1	DTD5019	SH21/69
EA3.73.888	. . .	PIPE, assembly, from union body on rib B to 4-way cone maxaret unit return line	1	DTD5019	SH21/70
R EA3.73.1467	. . .	PIPE, assembly, from non-return valve to tee inboard rib A (Mod 5118)	1	-	SH21/72
R EA3.73.1471	. . .	PIPE, assembly, from transfer valve to non-return valve (Mod 5118)	1	-	SH21/73
EA1.73.297	. . .	PLATE, back (used with EA1.73.109)	1	-	SH21/49
AGS1106C	. . .	UNION, body	2	-	SH21/50
AGS1147A	. . .	UNION, body	1	-	SH21/51
		Attaching parts for AGS1147A :-			
AGS1148A	. . .	Nut	1	-	SH21/52
AGS1149/1	. . .	Washer, plate	2	-	SH21/53

HYDRAULIC SYSTEM

Ref. No.	Part No.	Description	No. off	Matl. Spec.	Ct. of Equip M.R. L.M.	Plate No.
28F/9130662	AGS1147B	. . UNION, body Attaching parts for AGS1147B:—	1	—	C	SH21/54
28F/1010558	AGS1148B	. . Nut	1	—	C	SH21/55
28F/9130664	AGS1149/2	. . Washer, plate	2	—	C	SH21/56
28F/9489760	AGS1125/4 EA6.73.42	. . UNION, piece, 4-way (Mod 3749) PIPES, HYDRAULIC, ON FIXED FAIRING, ASSEMBLY Spares for:—	1	—	C	SH21/57 SH22/1
1875	EA3.73.601	. . ADAPTOR, special Attaching parts for EA3.73.601:—	1	—	C	SH22/2
28F/1010558	AGS1148B	. . Nut	1	—	C	SH22/2A
28F/9130664	AGS1149/2	. . Washer, plate	1	—	C	SH22/2B
17736	EA6.73.278	. . BRACKET, for flexible connections Attaching parts for EA6.73.278:—	1	L72	C	SH22/24
5970	EA6.73.93	. . Washer	2	—	C	SH22/4
4965	EEAS143/5	. . CLIP, pipe, single, 3/16" o/d	1	L72	C	SH22/5
5542	EEAS143/6	. . CLIP, pipe, single, 1/4" o/d	1	L72	C	SH22/6
7146	EEAS143/21	. . CLIP, pipe, single, 1/2" o/d	1	L72	C	SH22/7
6068	EEAS143/24	. . CLIP, pipe, single, 3/4" o/d	1	L72	C	SH22/8
5K/6323922	AS4526/3	. . CLIP, 3/16" (Alt. R60/39—Mod 5100)	1	—	C	†
5K/4345976	AS4526/4	. . CLIP, 1/4" (Alt. R60/39—Mod 5100)	1	—	C	†
28E/9130689	AS5419/8	. . CLIP, 1/2" (Alt. R60/39—Mod 5100)	1	—	C	†
28E/9130755	AS5419/12	. . CLIP, 3/4" (Alt. R60/39—Mod 5100) Attaching parts for EEAS143/5, EEAS143/6, EEAS143/21, EEAS143/24, AS4526/3, AS4526/4, AS5419/8 and AS5419/12:—	1	—	C	†
28D/1010658	A25/1B	. . Bolt, 4BA (As required)	1	—	C	SH22/9
28D/9133011	A25/2C	. . Bolt, 2BA (As required)	1	—	C	SH22/10
28M/9403519	A27BP	. . Nut, 4BA (As required)	1	—	C	SH22/11
28W/9416642	SP47B	. . Washer, spring (As required)	1	—	C	SH22/11A
28W/9419404	SP16C	. . Washer, 2BA (As required)	1	—	C	SH22/11B
	—	. . Washer, 'D' (As required) (Alt. R60/39—Mod 5100)	1	—	C	†
	—	. . Washer, 'D' (As required) (Alt. R60/39—Mod 5100)	1	—	LM	†
28F/8011809	AGS1104B	. . CONE, adaptor	1	—	C	SH22/12
5977	EA6.73.114	. . PIPE, assembly, from union body at brake flexible pipe bracket to union body at charging valve, pressure line (Pre—Mod 5100)	1	DTD5019	C	SH22/25
	EA3.73.5208	. . PIPE, assembly (Alt. R60/80—Mod 5100)	1	DTD5019	LM	
5978	EA6.73.116	. . PIPE, assembly, from union body at brake flexible pipe bracket to union body at charging valve bracket, maxaret unit return line	1	DTD5019	C	SH22/26
1876	EA3.73.599	. . TEE, piece, special	1	DTD683	C	SH22/15
28F/9504828	AGS1147A	. . UNION, body Attaching parts for AGS1147A:—	2	—	C	SH22/16
28F/9453689	AGS1148A	. . Nut	1	—	C	SH22/17
28F/9157965	AGS1149/1	. . Washer, plate	2	—	C	SH22/18
28F/9130662	AGS1147B	. . UNION, body Attaching parts for AGS1147B:—	1	—	C	SH22/19
28F/1010558	AGS1148B	. . Nut	1	—	C	SH22/20
28F/9130664	AGS1149/2	. . Washer, plate	2	—	C	SH22/21

SERVICES
HYDRAULIC SYSTEM

Ref. No.	Part No.	Description	No. off	Matl. Spec.	Cl. of Equip M.R. L.M.	Plate No.
25585 28F/8014021	EA6.73.275	WASHER, special	2	—	C	SH22/22
	AGS1138B	WASHER, jointing	3	—	C	SH22/23
	EA1.73.92	PIPES, HYDRAULIC, FLAP JACK, ASSEMBLY (PRE—MOD 5100)	—	—	—	SH23/1
	EK5.73.18	PIPES, HYDRAULIC, FLAP JACK, ASSEMBLY (MOD 5100)	—	—	—	
6101244	EA3.20.4004	BRACKET, fairlead support inboard flap shroud 18 SWG (Alt. R60/313—Mod 5100)	1	L72	—	†
	EA3.20.4003	BRACKET, fairlead support inboard flap shroud 18 SWG (Alt. R60/313—Mod 5100)	5	L72	—	†
	EA3.20.4006	BRACKET, fairlead support outboard shroud 18 SWG (Alt. R60/313—Mod 5100)	3	L72	—	†
6101246	EA3.20.4008	BRACKET, fairlead support outboard flap shroud 18 SWG (Alt. R60/313—Mod 5100)	1	L72	—	†
1880	EEAS91/1	CLIP, pipe, double, 1/4" o/d (Pre—Mod 5100)	11	L16	C	SH23/2
1242	EA3.73.773	CLIP, pipe, double, 1/4" o/d (Pre—Mod 5100)	3	L72	C	SH23/3
5258	EEAS143/6H	CLIP, pipe, single, 1/4" o/d (Pre—Mod 5100)	4	L72	C	SH23/4
5K/4345976	AS4526/4	CLIP, 1/4" (Alt. R60/39—Mod 5100)	4	—	C	†
5K/1037288	AS4525/4	CLIP, 1/4" (Alt. R60/39—Mod 5100)	6	—	C	†
		Attaching parts for EEAS91/1, EEAS143/6H, EA3.73.773, AS4525/4 and AS4526/4:—				
28D/1010658	A25/1B	Bolt, 4BA (As required)	1	—	C	SH23/5
28D/1011006	A25/5B	Bolt, 4BA (As required)	1	—	C	SH23/6
28D/9436920	A25/1C	Bolt, 2BA (Alt. R60/39—Mod 5100)	1	—	C	†
28D/1007972	A25/1/2C	Bolt, 2BA (Alt. R60/39—Mod 5100)	1	—	C	†
28M/9403519	A27BP	Nut, 4BA (As required)	1	—	C	SH23/7
28M/1278189	AGS2001B1	Nut, 4BA (As required)	1	—	C	SH23/8
28M/1012015	AGS2001C1/66	Nut, 2BA (As required) (Alt. R60/39—Mod 5100)	1	—	C	†
	AS2807/4/04	Tube, distance (As required)	1	—	C	SH23/9
5258	EEAS21/2ERH	Washer, 'D' (As required) (Pre—Mod 5100)	1	L72	C	SH23/10
	EEAS239/1C	Washer, 'D' (As required) (Alt. R60/39—Mod 5100)	1	—	LM	†
28W/9419465	SP13B	Washer, 4BA (As required)	1	—	C	SH23/11
28W/9416642	SP47B	Washer, spring (As required)	1	—	C	SH23/12
28F/8011811	AGS1118B	CONE, tee	2	—	C	SH23/13
28F/8011883	AGS1102B	CONE, union, body	6	—	C	SH23/14
870	EA1.73.94	FAIRLEAD, at inboard rib 7 (Pre—Mod 5100)	1	—	C	SH23/15
		Attaching parts for EA1.73.94:—				
28D/1011013	A25/13B	Bolt, 4BA	2	—	C	SH23/16
28M/9403519	A27BP	Nut, 4BA	2	—	C	SH23/17
28W/9416642	SP47B	Washer, spring	2	—	C	SH23/18
6101241	EA3.20.3993	FAIRLEAD, assembly, pipe support inboard flap shroud (Alt. R60/313—Mod 5100)	6	BS2572 Type F3	—	†
6101242	EA3.20.3997	FAIRLEAD, assembly, pipe support outboard flap shroud (Alt. R60/313—Mod 5100)	4	BS2572 Type F3	—	†
		Attaching parts for EA3.20.3993 and EA3.20.3997:—				
28D/1011019	A25/8C	Bolt, 2BA	2	—	C	†
28M/1012015	AGS2001C1/66	Nut, 2BA	2	—	C	†
28W/9419475	SP15C	Washer	2	—	C	†
	EB4.73.713	FAIRLEAD, assembly, pipe support on engine arch (Alt. R60/313—Mod 5100)	3	—	—	†
		Attaching parts for EB4.73.713:—				
28D/1010030	A25/7C	Bolt, 2BA	1	—	C	†
28M/1012015	AGS2001C1/66	Nut, 2BA	1	—	C	†

SERVICES
HYDRAULIC SYSTEM

Ref. No.	Part No.	Description	No. off	Matl. Spec.	Cl. of Equip M.R. L.M.	Plate No.
6101222	EA3.73.1115	FAIRLEAD, assembly, pipe support ribs 7 and 1 (Alt. R60/313—Mod 5100) Attaching parts for EA3.73.1115:—	2	BS2572 Type F3	—	†
28D/1010030	A25/7C	Bolt	4	—	C	†
28M/1012015	AGS2001C1/66	Nut	4	—	C	†
6101221	EA3.73.1113	Plate, doubling	1	—	—	†
	AS2811/5/060	Tube, distance 17 SWG	4	L105	LM	†
28624	EEAS28/8ER	Washer	4	—	C	†
5K/7000230	AS3360B3B	LEAD, bonding (Pre—Mod 5100)	4	—	C	SH23/19
5K/7000231	AS3360B3C	LEAD, bonding (Alt. R60/39—Mod 5100)	4	—	LM	†
5K/6347182	AS3360C3C	LEAD, bonding (Alt. R60/39—Mod 5100)	2	—	C	†
5K/1046331	AGS2097C6C	LEAD, bonding (Alt. R60/39—Mod 5100)	2	—	C	†
28F/8011885	AGS1142B	NIPPLE, adaptor	4	—	C	†
28F/1014650	AGS1170B	NIPPLE	6	—	C	†
871	EA1.73.92A	PIPE, assembly, from union cone between inboard wing ribs 1 and 2 to inboard flap jack tee cone, 'down' line (Pre—Mod 5100)	1	DTD5019	C	SH23/31
6101250	EA3.73.1149	PIPE, assembly (Alt. R60/313—Mod 5100)	1	DTD5019	LM	
872	EA1.73.92B	PIPE, assembly, from union cone between inboard wing ribs 1 and 2 to inboard flap jack tee cone, 'up' line (Pre—Mod 5100)	1	DTD5019	C	SH23/32
6101249	EA3.73.1145	PIPE, assembly (Alt. R60/313—Mod 5100)	1	DTD5019	LM	
873	EA1.73.92C	PIPE, assembly, from tee to inboard flap jack 'up' line (Pre—Mod 5100)	1	DTD5019	C	SH23/33
6101247	EA3.73.1137	PIPE, assembly (Alt. R60/313—Mod 5100)	1	DTD5019	LM	
874	EA1.73.92D	PIPE, assembly, from tee to inboard flap jack 'down' line (Pre—Mod 5100)	1	DTD5019	C	SH23/34
6101248	EA3.73.1141	PIPE, assembly (Alt. R60/313—Mod 5100)	1	DTD5019	LM	
875	EA1.73.92E	PIPE, assembly, from inboard flap jack tee to union at inboard wing rib 7, 'down' line (Pre—Mod 5100)	1	DTD5019	C	SH23/35
6101230	EA3.73.1129	PIPE, assembly, from inboard jack tee to spar coupling, flaps 'down' line (Alt. R60/313—Mod 5100)	1	DTD5019	LM	†
876	EA1.73.92F	PIPE, assembly, from inboard flap jack tee to union at inboard wing rib 7, 'up' line (Pre—Mod 5100)	1	DTD5019	C	SH23/36
6101229	EA3.73.1127	PIPE, assembly, from inboard jack tee to spar coupling flaps 'up' line (Alt. R60/313—Mod 5100)	1	DTD5019	LM	†
877	EA1.73.92G	PIPE, assembly, from union at inboard wing rib 7 to union at outboard wing rib 2A, 'down' line (Pre—Mod 5100)	1	DTD5019	C	SH23/37
6101232	EA3.73.1096	PIPE, assembly, from spar coupling inboard wing to coupling inboard rib 7 flaps 'down' line (Alt. R60/313—Mod 5100)	1	DTD5019	LM	†
6101234	EA3.73.1100	PIPE, assembly, transverse across engine arch flaps 'down' line (Alt. R60/313—Mod 5100)	1	DTD5019	LM	†
6101236	EA3.73.1104	PIPE, assembly, from outer wing coupling rib 1 to spar coupling flaps 'down' line (Alt. R60/313—Mod 5100)	1	DTD5019	LM	†
6101238	EA3.73.1108	PIPE, assembly, from outer wing spar coupling to coupling trailing edge rib 2A, flaps 'down' line (Alt. R60/313—Mod 5100)	1	DTD5019	LM	†

SERVICES
HYDRAULIC SYSTEM

Ref. No.	Part No.	Description	No. off	Matl. Spec.	Cl. of Equip M.R. L.M.	Plate No.
878	EA1.73.92H	PIPE, assembly, from union at inboard wing rib 7 to union at outboard wing rib 2A, 'up' line (Pre—Mod 5100)	1	DTD5019	C	SH23/38
6101231	EA3.73.1094	PIPE, assembly, from spar coupling inboard wing to coupling inboard of rib 7 flaps 'up' line (Alt. R60/313—Mod 5100)	1	DTD5019	LM	†
6101233	EA3.73.1098	PIPE, assembly, transverse across engine arch flaps 'up' line (Alt. R60/313—Mod 5100)	1	DTD5019	LM	†
6101235	EA3.73.1102	PIPE, assembly, from outer wing coupling rib 1 to spar coupling flaps 'up' line (Alt. R60/313—Mod 5100)	1	DTD5019	LM	†
6101237	EA3.73.1106	PIPE, assembly, from outer wing spar coupling to coupling trailing edge rib 2A flaps 'up' line (Alt. R60/313—Mod 5100)	1	DTD5019	LM	†
879	EA1.73.92J	PIPE, assembly, from union at outboard wing rib 2A to outboard flap jack, 'down' line (Pre—Mod 5100)	1	DTD5019	C	SH23/39
6101240	EA3.73.1133	PIPE, assembly (Alt. R60/313—Mod 5100)	1	DTD5019	LM	†
880	EA1.73.92K	PIPE, assembly, from union at outboard wing rib 2A to outboard flap jack 'up' line (Pre—Mod 5100)	1	DTD5019	C	SH23/40
6101239	EA3.73.1131	PIPE, assembly (Alt. R60/313—Mod 5100)	1	DTD5019	LM	†
20778	EEAS20/2ER	TAB, locking (Alt. R60/39—Mod 5100)	4	—	C	†
28F/8011887	AGS1113B	UNION, flanged bulkhead (Alt. R60/39—Mod 5100)	4	—	C	†
		Attaching parts for AGS1113B:—				
28D/1008149	A25/2B	Bolt, 4BA	6	—	C	†
28M/9403519	A27BP	Nut, 4BA	6	—	C	†
28W/9419465	SP13B	Washer	6	—	C	†
28F/9128928	AGS1115/2	Washer, plate	1	—	C	†
	EA1.73.282	PIPES, HYDRAULIC, FOR AIR BRAKE, CENTRE WING, ASSEMBLY Spares for:—	—	—	—	SH24/1
5258	EEAS143/6H	CLIP, pipe, single, 1/4" o/d (Pre—Mod 5100)	14	L72	C	SH24/2
5K/4345976	AS4526/4	CLIP, 1/4" (Alt. R60/39—Mod 5100)	14	—	C	†
		Attaching parts for EEAS143/6H and AS4526/4:—				
28D/1010658	A25/1B	Bolt, 4BA	1	—	C	SH24/3
28M/1278189	AGS2001B1	Nut, 4BA	1	—	C	SH24/4
28M/9403519	A27BP	Nut, 4BA	1	—	C	SH24/5
6259	EEAS21/2ERH	Washer, 'D' (Pre—Mod 5100)	1	—	C	SH24/6
45932	EEAS237/17CH	Washer, 'D' (As required) (Alt. R60/39—Mod 5100)	1	—	C	†
	EEAS239/1CH	Washer, 'D' (As required) (Alt. R60/39—Mod 5100)	1	—	LM	†
28W/9416642	SP47B	Washer, spring	1	—	C	SH24/7
28F/8011883	AGS1102B	CONE, union body	4	—	C	SH24/8
6K/7000230	AS3360B3B	LEAD, bonding (Pre—Mod 5100)	2	—	C	SH24/9
935	EA1.73.282A	PIPE, assembly, between fuselage and union cone at centre wing ribs 3 and 4, 'in' line (Pre—Mod 5100)	1	DTD5019	C	SH24/47
	EA3.73.1244	PIPE, assembly (Alt. R60/80—Mod 5100)	1	DTD5019	LM	

SERVICES
HYDRAULIC SYSTEM

Part Number	Description	No. Off	Mati. Spec.	Plate No.
EA1.73.282B	. . PIPE, assembly, between fuselage and union at centre wing ribs 3 and 4, 'out' line (Pre-Mod 5100)	1	DTD5019	SH24/48
EA3.73.1246	. . PIPE, assembly (Alt. R60/80-Mod 5100)	1	DTD5019	
EA1.73.282E	. . PIPE, assembly, between union at ribs 3 and 4 to union between ribs 6 and 7, 'in' line (Pre-Mod 5100)	1	DTD5019	SH24/49
EA3.73.1248	. . PIPE, assembly (Alt. R60/80-Mod 5100)	1	DTD5019	
EA1.73.282F	. . PIPE, assembly, union at ribs 3 and 4, to union between ribs 6 and 7, 'out' line (Pre-Mod 5100)	1	DTD5019	SH24/50
EA3.73.1250	. . PIPE, assembly (Alt. R60/80-Mod 5100)	1	DTD5019	
EG4.73.76	. PIPES, HYDRAULIC, FOR AIR BRAKE OUTER WING, ASSEMBLY Spares for:-	-	-	
EEAS143/6H	. . CLIP, pipe, single, 1/4" o/d (Pre-Mod 5100)	18	L72	SH24/14
AS4526/4	. . CLIP, 1/4" (Alt. R60/39-Mod 5100) Attaching parts for EEAS143/6H and AS4526/4:-	18	-	†
A25/1B	. . Bolt, 4BA (As required)	1	-	SH24/15
A25/2B	. . Bolt, 4BA (As required)	1	-	SH24/16
A27BP	. . Nut, 4BA (As required)	1	-	SH24/17
AGS2001B1	. . Nut, 4BA (As required)	1	-	SH24/18
EEAS21/2ERH	. . Washer, special (As required) (Pre-Mod 5100)	1	-	SH24/19
EEAS237/17CH	. . Washer, 'D' (As required) (Alt. R60/39-Mod 5100)	1	-	†
EEAS239/1CH	. . Washer, 'D' (As required) (Alt. R60/39-Mod 5100)	1	-	†
SP47B	. . Washer, spring (As required)	1	-	SH24/20
AGS1102B	. . CONE, union body	6	-	SH24/21
AS3360B3B	. . LEAD, bonding (Pre-Mod 5100)	2	-	SH24/22
AGS2097B3C	. . LEAD, bonding (Alt. R60/39-Mod 5100)	2	-	†
EA1.73.284C	. . PIPE, assembly, from union between outer wing ribs 1 and 2A to union between ribs 2 and 2B, 'in' line (Pre-Mod 5100)	1	-	SH24/51
EA3.73.1252	. . PIPE, assembly (Alt. R60/80-Mod 5100)	1	DTD5019	
EA1.73.284D	. . PIPE, assembly, from union between outer wing ribs 1 and 2A to union between ribs 2 and 2B, 'out' line (Pre-Mod 5100)	1	DTD5019	SH24/52
EA3.73.1254	. . PIPE, assembly (Alt. R60/80-Mod 5100)	1	DTD5019	
EA1.73.284E	. . PIPE, assembly, from union between ribs 2 and 2B, to union between ribs 3A and 3, 'in' line (Pre-Mod 5100)	1	DTD5019	SH24/53
EA3.73.1256	. . PIPE, assembly (Alt. R60/80-Mod 5100)	1	DTD5019	
EA1.73.284F	. . PIPE, assembly, from union between ribs 2 and 2B, to union between ribs 3 and 3A, 'out' line	1	DTD5019	SH24/54
EA3.73.1258	. . PIPE, assembly (Alt. R60/80-Mod 5100)	1	DTD5019	
EA1.73.284J	. . PIPE, assembly, from union between centre wing ribs 6 and 7 to union between outer rib 1 and 2A, 'out' line (Pre-Mod 5100)	1	DTD5019	SH24/55
EA3.73.1264	. . PIPE, assembly (Alt. R60/80-Mod 5100)	1	DTD5019	

SERVICES
HYDRAULIC SYSTEM

Part Number	Description	No. Off	Mati. Spec.	Plate No.
EA1.73.284K	PIPE, assembly, from union between centre wing ribs 6 and 7 to union between outer wing ribs 1 and 2A, 'in' line (Pre-Mod 5100)	1	DTD5019	SH24/56
EA3.73.1266 EB6.73.364	PIPE, assembly, from cone between ribs 3A and 3, to bracket on rib 3, 'out' line (Pre-Mod 5100)	1	DTD5019	SH24/57
EG4.73.144 EB6.73.366	PIPE, assembly (Alt. R60/80-Mod 5100) PIPE, assembly, from union between ribs 3A and 3 to bracket on rib 3, 'in' line (Pre-Mod 5100)	1 1	DTD5019 DTD5019	SH24/58
EG4.73.146 EG4.73.78	PIPE, assembly (Alt. R60/80-Mod 5100) PIPES, HYDRAULIC, FOR AIR BRAKES ON OUTER WING, RIB 3, ASSEMBLY	1 -	DTD5019 -	
AGS1129B AGS1135B EEAS143/6H AS4526/4	BODY, banjo (EA1.73.286) BOLT, banjo (EA1.73.286) CLIP, pipe (Pre-Mod 5100) CLIP, 1/4" (Alt. R60/39-Mod 5100)	1 1 2 2	- - - -	SH24/31 SH24/32 SH24/33 †
A25/1C AGS2001C1/66 EEAS21/2ERH EEAS239/1CH	Attaching parts for EEAS143/6H and AS4526/4:- Bolt, 2BA Nut, 2BA Washer, 'D' (Pre-Mod 5100) Washer, 'D' (Alt. R60/39-Mod 5100)	1 1 1 1	- - - -	SH24/34 SH24/35 SH24/36 †
AGS1104B AGS1111B	CONE, adaptor (EA1.73.286) CONE, union, body (EA1.73.286) Attaching parts for AGS1111B:-	1 2	- -	SH24/37 SH24/38
A25/1B A27BP AGS1115/2 SP47B	Bolt, 4BA Nut, 4BA Washer, plate Washer, spring	3 3 1 3	- - - -	SH24/39 SH24/40 SH24/41 SH24/42
AS336083C AS336083C EA9.73.564	LEAD, bonding (Pre-Mod 5100) LEAD, bonding (Alt. R60/39-Mod 5100) PIPE, coil, assembly, from bracket on rib 3 to air brake operating jack, 'out' position (Pre-Mod 5100)	2 2 1	- - -	SH24/43 † SH24/59
EG4.73.148 EA9.73.562	PIPE, assembly (Alt. R60/80-Mod 5100) PIPE, coil, assembly, from bracket on rib 3 to air brake operating jack, 'in' position (Pre-Mod 5100)	1 1	DTD5019 -	SH24/60
EG4.73.150 AGS1138B EA3.73.816	PIPE, assembly (Alt. R60/80-Mod 5100) WASHER, jointing PIPES, HYDRAULIC, ON FUSELAGE SIDE WHEEL WELL BAY, ASSEMBLY	1 3 -	DTD5019 - -	SH24/46
EA1.73.183 EA1.73.277 EA1.73.179	BODY, banjo, special BOLT, banjo, special CLIP, pipe, flexible, 1/4" o/d (Pre-Mods 5100 or 5190) (Pre-Mod 5503)	1 1 1	- - -	SH25/2 SH25/3 SH25/4
EA3.73.1461	CLIP, 1/4" (Alt. R60/39-Mods 5100 or 5190) (Pre-Mod 5503) Attaching parts for EA1.73.179 and EA3.73.1461:-	1	-	†
A25/7C A27CP SP47C	Bolt, 2BA Nut, 2BA Washer, spring	2 2 2	- - -	SH25/5 SH25/6 SH25/6A
EA3.73.1493	CLIP, hose (Mod 5503) Attaching parts:-	1	-	SH25/50
A25/12C A27CP SP47C	Bolt, 2BA Nut, 2BA Washer, spring, 2BA	2 2 2	- - -	SH25/51 SH25/52 SH25/53

HYDRAULIC SYSTEM

Ref. No.	Part No.	Description	No. off	Matl. Spec.	Cl. of Equip M.R. L.M.	Plate No.
5348	EEAS143/8H	. . CLIP, pipe, single, 3/8" o/d (Pre—Mod 5100)	3	L72	C	SH25/7
5526	EEAS91/3	. . CLIP, pipe, double, 3/8" o/d	3	L72	C	SH25/8
5K/4345977	AS4526/6	. . CLIP, 3/8" (Alt. R60/39—Mod 5100) Attaching parts for EEAS148/8H and EEAS91/3, and AS4526/6:—	5	—	C	†
28D/1010658	A25/1B	. . Bolt, 4BA	1	—	C	SH25/9
28D/9436920	A25/1C	. . Bolt, 2BA (Alt. R60/39—Mod 5100)	1	—	C	†
28M/1278189	AGS2001B1	. . Nut, 4BA	1	—	C	SH25/10
28M/1012015	AGS2001C1/66	. . Nut, 2BA (Alt. R60/39—Mod 5100)	1	—	C	†
5259	EEAS21/2ERH	. . Washer, 'D' (Pre—Mod 5100)	1	—	C	SH25/11
45932	EEAS237/17CH	. . Washer, 'D' (As required) (Alt. R60/39—Mod 5100)	1	—	C	†
	EEAS239/1CH	. . Washer, 'D' (As required) (Alt. R60/39—Mod 5100)	1	—	LM	†
28F/9476124	AGS1118C	. . CONE, tee	1	—	C	SH25/12
5K/7000230	AS3360B3B	. . LEAD, bonding (Pre—Mod 5100)	1	—	C	SH25/12A
5K/7000231	AS3360B3C	. . LEAD, bonding (Alt. R60/39—Mod 5100)	1	—	LM	†
919	EA3.73.552	. . PIPE, assembly, from special banjo to tee cone, 'closed' line	1	DTD5019	C	SH25/40
918	EA3.73.554	. . PIPE, assembly, from door sequence valve to thermal relief valve tee at wing main spar, 'closed' line	1	DTD5019	C	SH25/41
921	EA3.73.586	. . PIPE, assembly, from tee cone to variable flow valve, undercarriage door jack 'closed' line	1	DTD5019	C	SH25/42
5534	EA3.73.818	. . PIPE, assembly, from sequence valve to 4-way cone at main spar undercarriage door, 'closed' line	1	DTD5019	C	SH25/43
5535	EA3.73.820	. . PIPE, assembly, from tee cone to tee cone, 'closed' line	1	DTD5019	C	SH25/44
20997	EA3.73.856	. . PIPE, assembly, from variable flow valve to undercarriage jack hose connection, 'closed' line	1	DTD5019	C	SH25/45
28F/9429532	AGS1186C	. . SEAL, bonded	2	—	C	SH25/19
28F/8011809	AGS1106B	. . UNION, br.dy, cone	1	—	C	SH25/20
28F/8014021	AGS1138B	. . WASHER, jointing	2	—	C	SH25/21
	EA3.73.532	. PIPES, HYDRAULIC AT WHEEL WELL BAY DIAPHRAGM, ASSEMBLY Spares for:—	--	—	—	—
829	EA1.73.181	. . CLIP, thermal relief valve (Mod 1266) Attaching parts for EA1.73.181:—	1	—	C	SH25/22
28D/9133014	A25/13C	. . Bolt, 2BA	2	—	C	SH25/23
28M/1012015	AGS2001C1/66	. . Nut, 2BA	2	—	C	SH25/24
	AS2307/0/30	. . Tube, distance	2	L72	C	SH25/25
5260	EEAS143/5H	. . CLIP, pipe, single, 3/8" o/d (Pre—Mod 5100)	3	L72	C	SH25/26
5258	EEAS143/6H	. . CLIP, pipe, single, 1/4" o/d (Pre—Mod 5100)	6	L72	C	SH25/27
5K/6323922	AS4526/3	. . CLIP, 3/8" (Alt. R60/39—Mod 5100)	3	—	C	†
5K/4345976	AS4526/4	. . CLIP, 1/4" (Alt. R60/39—Mod 5100) Attaching parts for EEAS143/5H, EEAS143/6H, AS4526/3 and AS4526/4:—	6	—	C	†
28D/1010658	A25/1B	. . Bolt, 4BA	1	—	C	SH25/28
28D/9436920	A25/1C	. . Bolt, 2BA (Alt. R60/39—Mod 5100)	1	—	C	†
28M/1278189	AGS2001B1	. . Nut, 4BA	1	—	C	SH25/29
28M/1012015	AGS2001C1/66	. . Nut, 2BA (Alt. R60/39—Mod 5100)	1	—	C	†
5259	EEAS21/2ERH	. . Washer, special	1	—	C	SH25/30
45932	EEAS237/17CH	. . Washer, 'D' (As required) (Alt. R60/39—Mod 5100)	1	—	C	†
	EEAS239/1CH	. . Washer, 'D' (As required) (Alt. R60/39—Mod 5100)	1	—	LM	†

SERVICES
HYDRAULIC SYSTEM

Ref. No.	Part No.	Description	No. off	Mtrl. Spec.	Cl. of Equip M.R. L.M.	Plate No.
28F/9463543 5K/7000230 908	AGS1120/1 AS3360B3B EA3.73.562	. . . CONE, tee	1	—	C	SH25/31
		. . . LEAD, bonding (Pre—Mod 5100)	1	—	C	SH25/31A
		. . . PIPE, assembly, from union cone at wheel well diaphragm to undercarriage door jack (Pre—Mod 5100)	1	DTD5019	C	SH25/46
4526	EA3.73.1242 EA3.73.648	. . . PIPE, assembly (Alt. R60/80—Mod 5100)	1	DTD5019	LM	
		. . . PIPE, assembly, from thermal relief valve tee to thermal relief valve, 'open' line	1	DTD5019	C	SH25/47
4527	EA3.73.650	. . . PIPE, assembly, from thermal relief valve to undercarriage jack thermal return valve and relief line 4-way cone	1	DTD5019	C	SH25/48
	EB7.73.44	. . . PIPES, HYDRAULIC ON RIB E, WHEEL WELL BAY, ASSEMBLY Spares for:—	—	—	—	
5258 5K/4345976	EEAS143/6H AS4526/4	. . . CLIP, pipe, single, 1/4" o/d (Pre—Mod 5100)	2	L72	C	SH25/35
		. . . CLIP, 1/4" (Alt. R60/39—Mod 5100) Attaching parts for EEAS143/6H and AS4526/4:—	2	—	C	†
28D/1010658 28M/1278189 5259 45932	A25/1B AGS2001B1 EEAS21/2ERH EEAS237/17CH	. . . Bolt, 4BA	1	—	C	SH25/36
		. . . Nut, 4BA	1	—	C	SH25/37
		. . . Washer, 'D' (Pre—Mod 5100)	1	—	C	SH25/38
		. . . Washer, 'D' (Alt. R60/39—Mod 5100)	1	—	C	†
		. . . PIPE, assembly, from undercarriage door jack sequence valve to union cone at wheel well diaphragm, 'open' line (Pre—Mod 5100)	1	DTD5019	C	SH25/49
28F/9439533 885 37585 886 28F/9143383 881 882 2340	AGS1129B EA1.73.247 EA1.73.403 EA1.73.189 AGS1135B EA1.73.191 EA1.73.193 EA9.20.3260 EA3.73.281	. . . PIPE, assembly (Alt. R60/80—Mod 5100)	1	DTD5019	LM	
		. . . PIPES, HYDRAULIC, LEADING EDGE, ASSEMBLY Spares for:—	—	—	—	SH27/1
28D/9133011 28W/9419402 12436 28D/1212590 28M/9480017 22804 22805 5348 5K/4345977 28D/1010658 28M/1278189 5259 45932	A25/2C SP13C EA9.73.165 A25/29E AGS2001E1/66 EA9.73.167 EA9.73.168 EEAS143/8H AS4526/6 A25/1B AGS2001B1 EEAS21/2ERH EEAS237/17CH	. . . BODY, banjo	1	—	C	SH27/2
		. . . BODY, banjo, special (Pre—Mod 2701)	1	—	C	SH27/3
		. . . BODY, banjo, special (Mod 2701)	1	—	C	
		. . . BODY, banjo, special	1	—	C	SH27/4
		. . . BOLT, banjo	1	—	C	SH27/5
		. . . BOLT, banjo, special	1	—	C	SH27/6
		. . . BOLT, banjo, special	1	—	C	SH27/7
		. . . BRACKET	1	—	—	SH27/7A
		. . . CLIP, half, accumulator mounting Attaching parts for EA3.73.281:—	2	—	C	SH27/8
		. . . Bolt, 2BA	4	—	C	SH27/9
. . . Washer, 2BA	4	—	C	SH27/9A		
5348 5K/4345977 28D/1010658 28M/1278189 5259 45932	EEAS143/8H AS4526/6 A25/1B AGS2001B1 EEAS21/2ERH EEAS237/17CH	. . . CLIP, pipe, special Attaching parts for EA9.73.165:—	1	L72	C	SH27/10
		. . . Bolt, 1/4" BSF	2	—	C	SH27/11
		. . . Nut, 1/4" BSF	2	—	C	SH27/12
		. . . Washer, special	1	—	C	SH27/13
		. . . Washer, special	1	—	C	SH27/14
		. . . CLIP, pipe, single, 3/8" o/d (Pre—Mod 5100)	2	L72	C	SH27/15
		. . . CLIP, 3/8" (Alt. R60/39—Mod 5100) Attaching parts for EEAS143/8H and AS4526/6:—	2	—	C	†
		. . . Bolt, 4BA	1	—	C	SH27/16
		. . . Nut, 4BA	1	—	C	SH27/17
		. . . Washer, 'D' (Pre—Mod 5100)	1	—	C	SH27/18
. . . Washer, 'D' (Alt. R60/39—Mod 5100)	1	—	C	†		

SERVICES

HYDRAULIC SYSTEM

Part Number	Description	No. Off	Matl. Spec.	Plate No.
EEAS143/23H	. . CLIP, pipe, single (Pre-Mod 5100)	2	-	SH27/19
AS4526/10	. . CLIP, $\frac{3}{8}$ " (Alt. R60/39-Mod 5100)	2	-	†
	Attaching parts for EEAS143/23H and AS4526/10:-			
A25/1C	. . Bolt, 2BA	1	-	SH27/20
AGS2001C1	. . Nut, 2BA	1	-	SH27/21
EA3.73.55	. . Washer, special (Pre-Mod 5100)	1	-	SH27/22
EEAS239/1C	. . Washer, 'D' (Alt. R60/39-Mod 5100)	1	-	†
AS3181/6C	. . CLIP, pipe, single, $\frac{3}{8}$ " o/d (Pre-Mod 5100)	1	-	SH27/23
AS4526/6	. . CLIP, $\frac{3}{8}$ " (Alt. R60/39-Mod 5100)	1	-	†
AGS1104B	. . CONE, adaptor	1	-	SH27/24
AGS1104C	. . CONE, adaptor	1	-	SH27/25
AGS1118C	. . CONE, tee	1	-	SH27/26
AGS1120/1	. . CONE, tee	1	-	SH27/27
EA3.73.905	. . CONE, tee	1	-	SH27/28
EA3.73.919	. . CONE, tee	1	-	
AGS1102C	. . CONE, union, body	2	-	SH27/29
AGS1111B	. . CONE, union, body, flanged	1	-	SH27/30
	Attaching parts for AGS1111B:-			
A25/2B	. . Bolt, 4BA	6	-	SH27/31
AGS2001B1	. . Nut, 4BA	6	-	SH27/32
AGS1115/2	. . Washer, plate	1	-	SH27/33
SP13B	. . Washer, 4BA	6	-	SH27/33A
EA3.73.907	. . COUPLING, bulkhead, special	1	S91	SH27/34
	Attaching parts for EA3.73.907:-			
A25/2C	. . Bolt, 2BA	6	-	SH27/35
AGS2001C1	. . Nut, 2BA	6	-	SH27/36
AGS1115/4	. . Washer, plate	1	-	SH27/37
SP13C	. . Washer, 2BA	6	-	SH27/37A
EA2.73.111	. . ELBOW, union, special	1	-	SH27/38
EA1.73.199	. . FAIRLEAD, at rib 1	1	-	SH27/39
	Attaching parts for EA1.73.199:-			
A25/3C	. . Bolt, 2BA	6	-	SH27/40
AGS2001C1	. . Nut, 2BA	6	-	SH27/41
SP13C	. . Washer, 2BA	6	-	SH27/41A
EA9.73.93	. . FAIRLEAD, rear, at diaphragm between ribs 2 and 3	2	-	SH27/42
	Attaching parts for EA9.73.93:-			
A25/25C	. . Bolt, 2BA	4	-	SH27/43
AGS2001C1/66	. . Nut, 2BA	4	-	SH27/44
AS2810/5/143	. . Tube, distance	4	L62	SH27/45
SP13C	. . Washer, 2BA	4	-	SH27/45A
EA9.73.91	. . FAIRLEAD, at frame 2	1	-	SH27/46
	Attaching parts for EA1.73.385 or EA9.73.91:-			
A25/9C	. . Bolt, 2BA	2	-	SH27/47
AGS2001C1/66	. . Nut, 2BA	2	-	SH27/48
SP13C	. . Washer, 2BA	2	-	SH27/48A
EA9.73.164	. . FAIRLEAD, front, at diaphragm between ribs 2 and 3	1	-	SH27/49
	Attaching parts for EA9.73.164:-			
A25/6C	. . Bolt, 2BA	4	-	SH27/50
SP13C	. . Washer, 2BA	4	-	SH27/50A

SERVICES

HYDRAULIC SYSTEM

Part Number	Description	No. Off	Matl. Spec.	Plate No.	
					1
AS3360B5C	. . LEAD, bonding (Pre-Mod 5100)	4	-	SH27/50B	
AS3360B5B	. . LEAD, bonding (Alt. R60/39-Mod 5100)	1	-	↑	
AS3360B5C	. . LEAD, bonding (Alt. R60/39-Mod 5100)	1	-	↑	
AGS1142A	. . NIPPLE, adaptor	1	-	SH27/51	
AGS1142E	. . NIPPLE, adaptor	3	-	SH27/52	
EB6.73.175	. . PIPE, assembly, from coupling at rib 1 to charging valve tee (Pre-Mod 5100)	1	DTD5019	SH27/53	
EB7.73.5217	. . PIPE, assembly (Alt. R60/80-Mod 5100)	1	DTD5019		
EB6.73.181	. . PIPE, assembly, from union at rib 1, to fuselage-union, return line	1	DTD5019	SH27/54	
EB6.73.183	. . PIPE, assembly, from cut-out valve to union at rib 1, return line	1	DTD5019	SH27/55	
EB6.73.185	. . PIPE, assembly, from accumulator tee to fuselage union non-return valve, pressure line	1	DTD5019	SH27/56	
EB6.73.399	. . PIPE, assembly, from accumulator to coupling at rib 1 (Pre-Mod 5100)	1	DTD5019	SH27/57	
EG4.73.151	. . PIPE, assembly (Alt. R60/80-Mod 5100)	1	DTD5019		
EB7.73.61	. . PIPE, assembly, from cut-out valve to accumulator and non-return valve tee, pressure line	1	DTD5019	SH27/58	
EB7.73.65	. . PIPE, assembly, from accumulator to tee, pressure line	1	DTD5019	SH27/59	
EB7.73.69	. . PIPE, assembly, from tee to pressure gauge	1	DTD5019	SH27/60	
EB7.73.71	. . PIPE, assembly, from tee to charging valve (Pre-Mod 5100)	1	DTD5019	SH27/61	
EB7.73.5213	. . PIPE, assembly (Alt. R60/80-Mod 5100)	1	DTD5019		
EB7.73.361	. . PIPE, assembly, from Avery coupling to non-return valve, delivery line	1	DTD5016	SH27/62	
EB7.73.363	. . PIPE, assembly, from non-return valve to tee between ribs 1 and 2	1	DTD5016	SH27/63	
EB7.73.365	. . PIPE, assembly, from tee to cut-out valve, delivery line	1	DTD5016	SH27/64	
EB7.73.367	. . PIPE, assembly, from tee to non-return valve, rib 1	1	DTD5016	SH27/65	
EB7.73.369	. . PIPE, assembly, from non-return valve to adaptor on rib 1	1	DTD5016	SH27/66	
EA9.73.79	. . PIPE, assembly, from Avery coupling to coupling at rib 1, suction line	1	L56	SH27/67	
AGS1114B	. . SLEEVE, flanged, bulkhead Attaching parts for AGS1114B:-	1	-	SH27/68	
A25/2B	. . Bolt, 4BA	6	-	SH27/69	
AGS2001B1	. . Nut, 4BA	6	-	SH27/70	
AGS1115/3	. . Washer, plate	1	-	SH27/71	
SP13B	. . Washer, 4BA	6	-	SH27/71A	
EB7.73.79	. . STIFFENER	1	-	SH27/71B	
EB7.73.81	. . STIFFENER	1	-	SH27/71C	
EB7.73.83	. . SUPPORT, assembly	1	-	SH27/71D	
EB7.73.85	. . SUPPORT, assembly	1	-	SH27/71E	
EEAS20/1DR	. . TAB, locking	4	L72	SH27/72	
EEAS20/2DR	. . TAB, locking	6	L72	SH27/73	
AGS1112E	. . UNION, body, flanged, bulkhead Attaching parts for AGS1112E:-	1	-	SH27/74	
A25/2C	. . Bolt, 2BA	4	-	SH27/75	
AGS2001C1/66	. . Nut, 2BA	4	-	SH27/76	
AGS1115/7	. . Washer, plate	1	-	SH27/77	
SP13C	. . Washer, 2BA	4	-	SH27/77A	
AGS1138B	. . WASHER, jointing	3	-	SH27/78	
AGS1138BB	. . WASHER, jointing	2	-	SH27/79	
AGS1138C	. . WASHER, jointing	1	-	SH27/80	
AGS1138CC	. . WASHER, jointing	2	-	SH27/81	

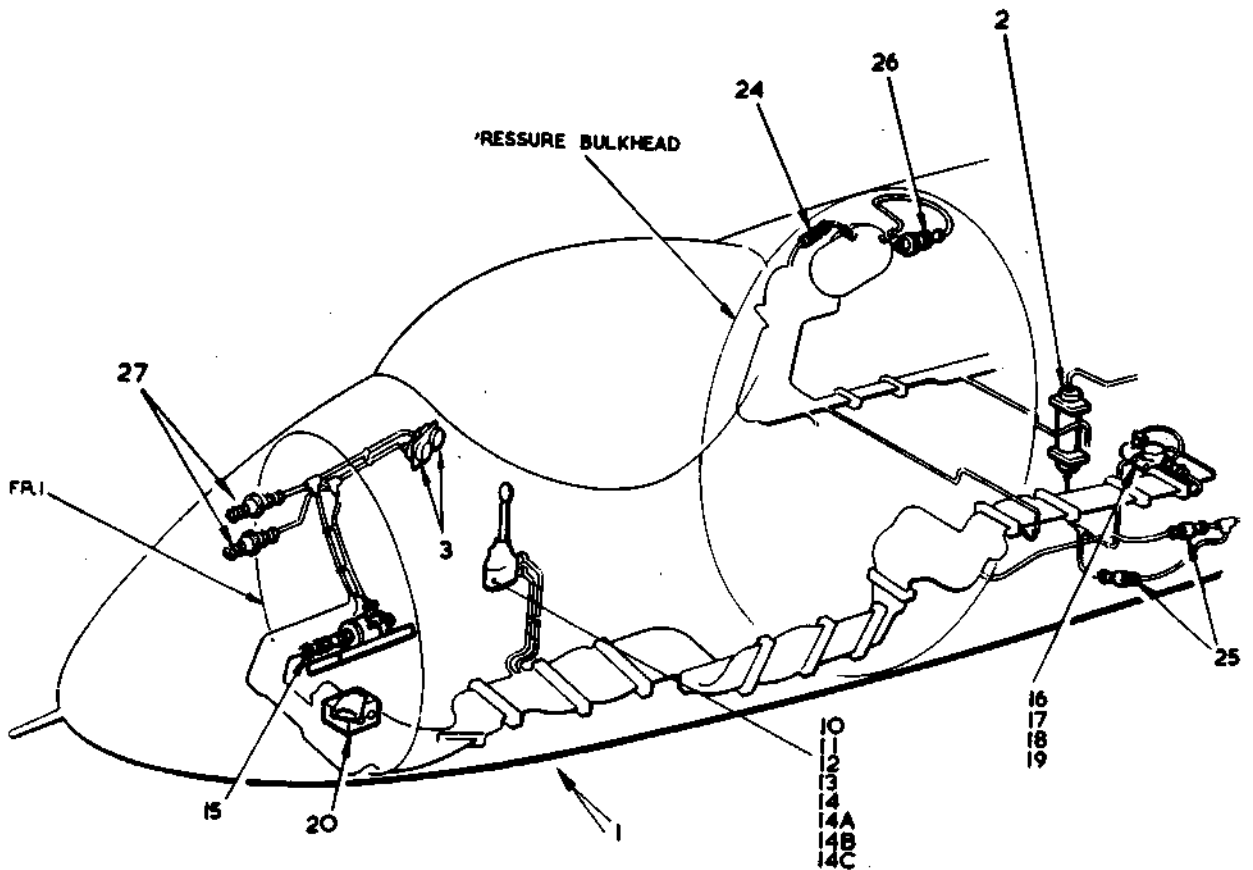
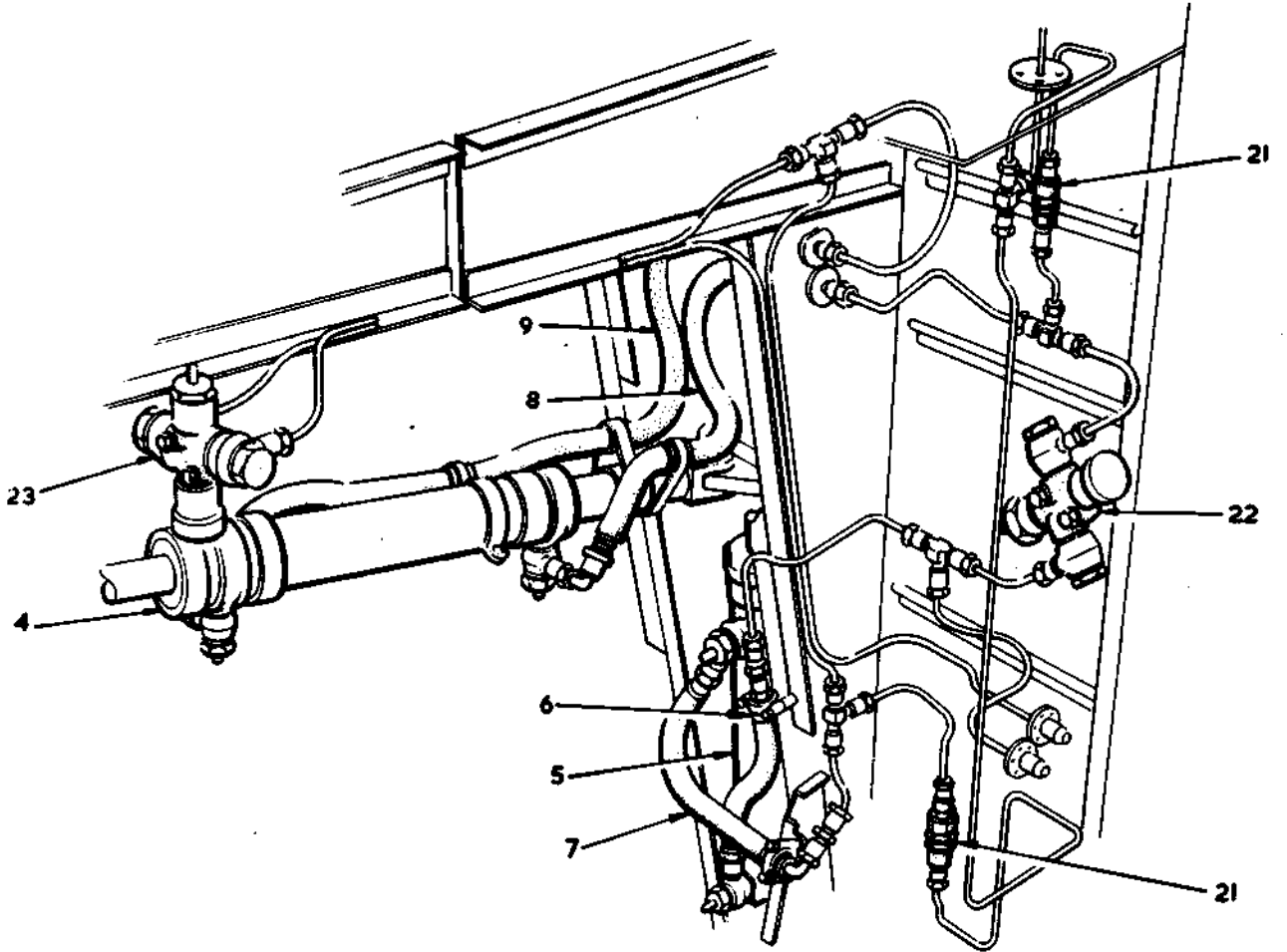


FIG. 1. HYDRAULIC SYSTEM

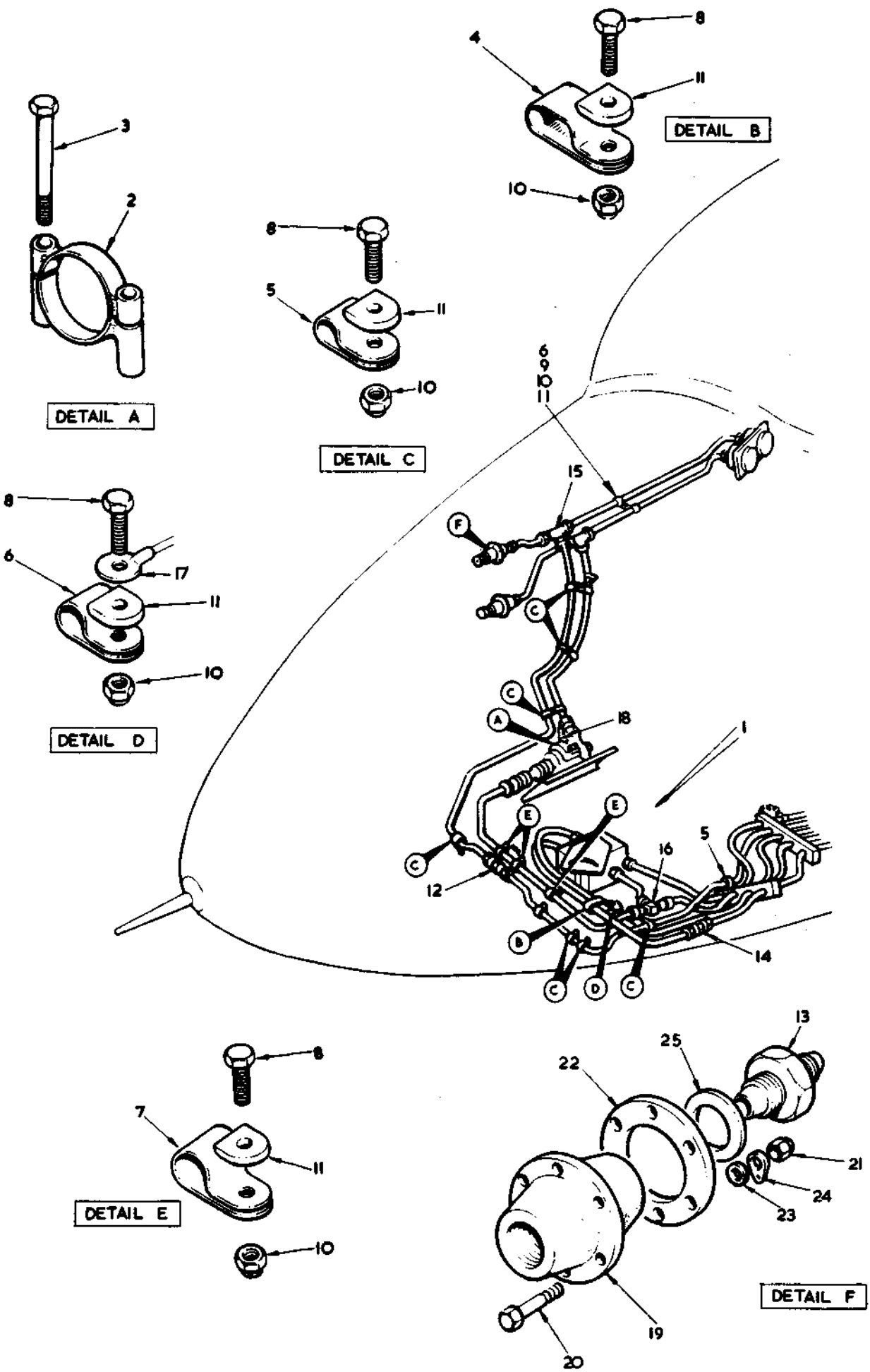
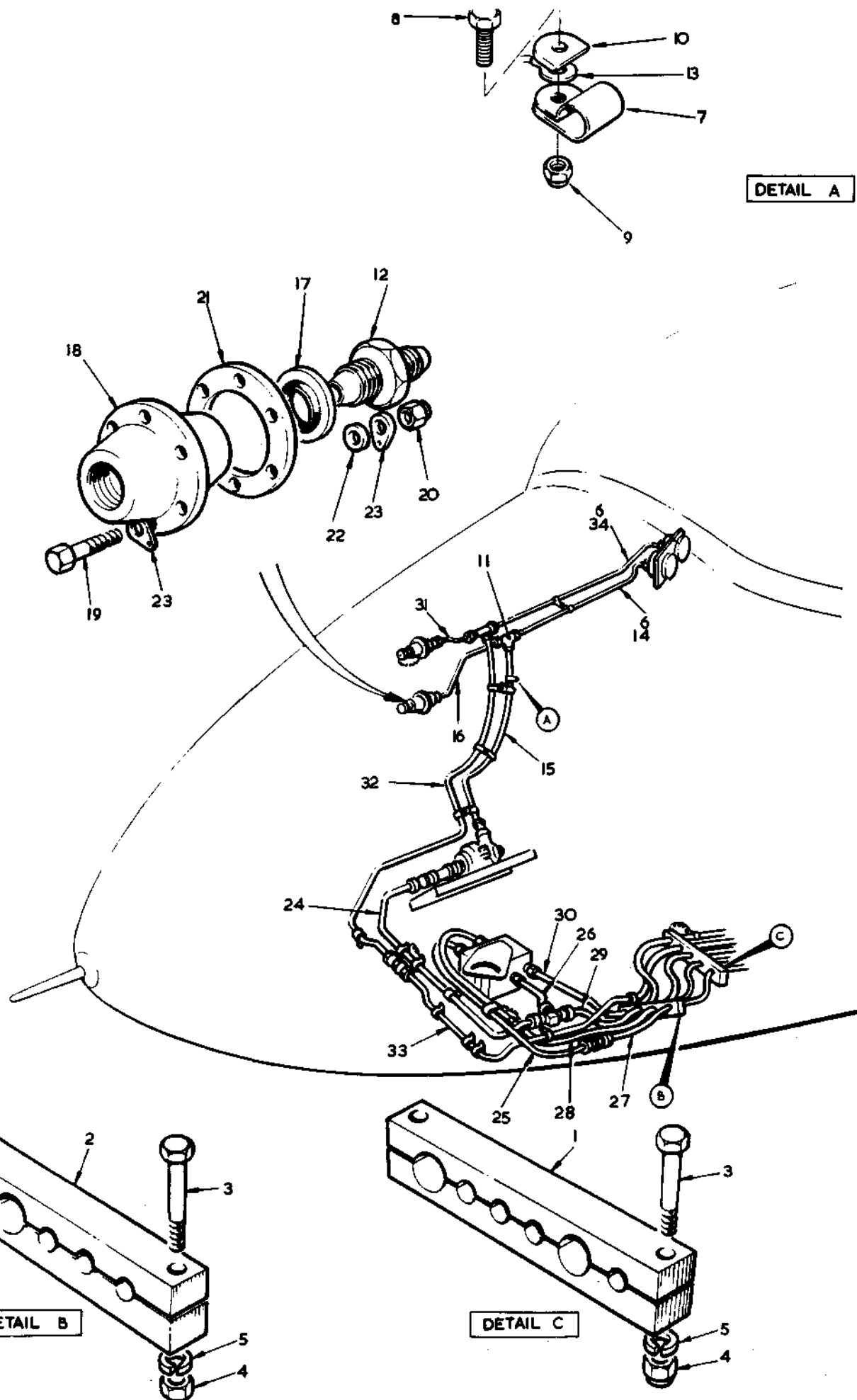


FIG. 2 HYDRAULIC SYSTEM

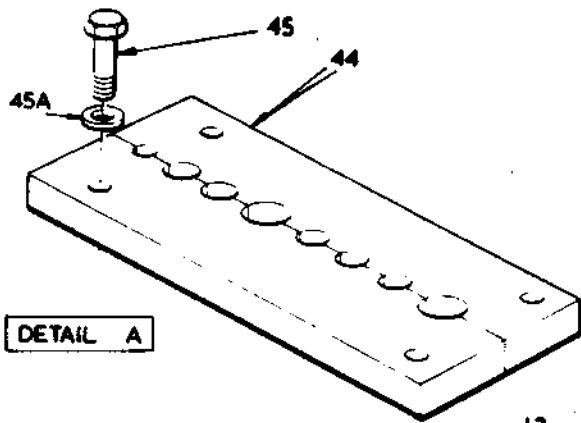


DETAIL A

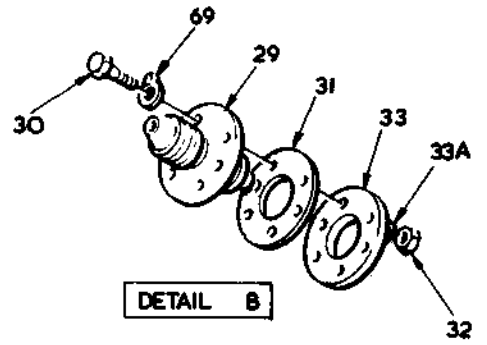
DETAIL B

DETAIL C

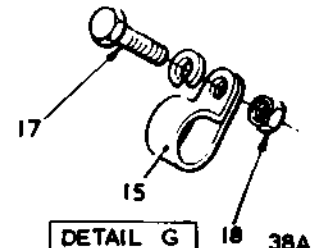
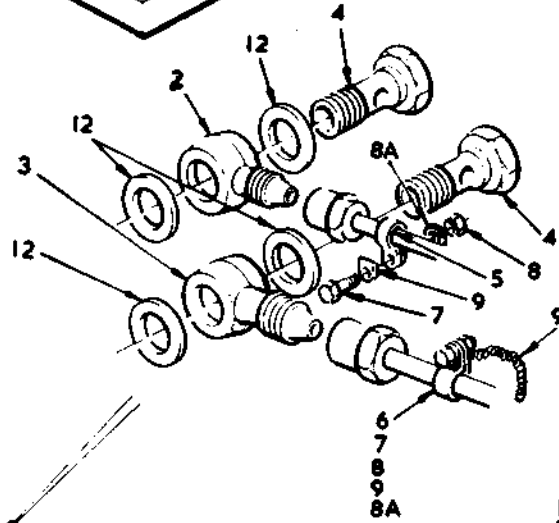
FIG.3 HYDRAULIC SYSTEM



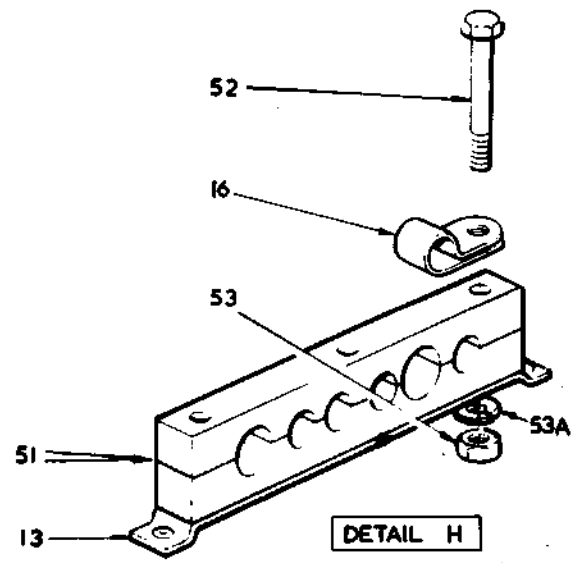
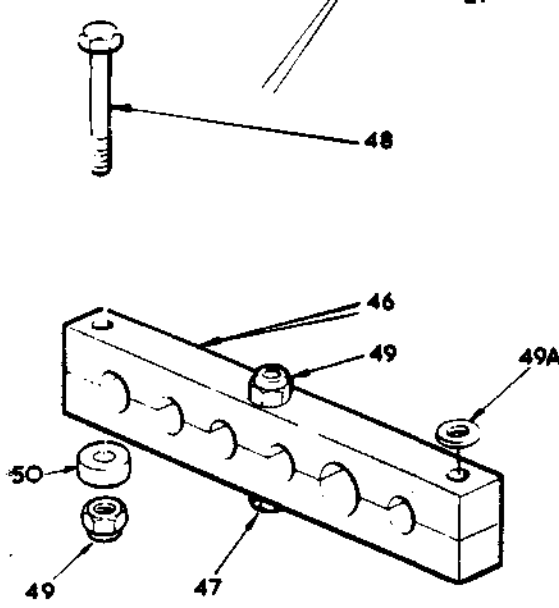
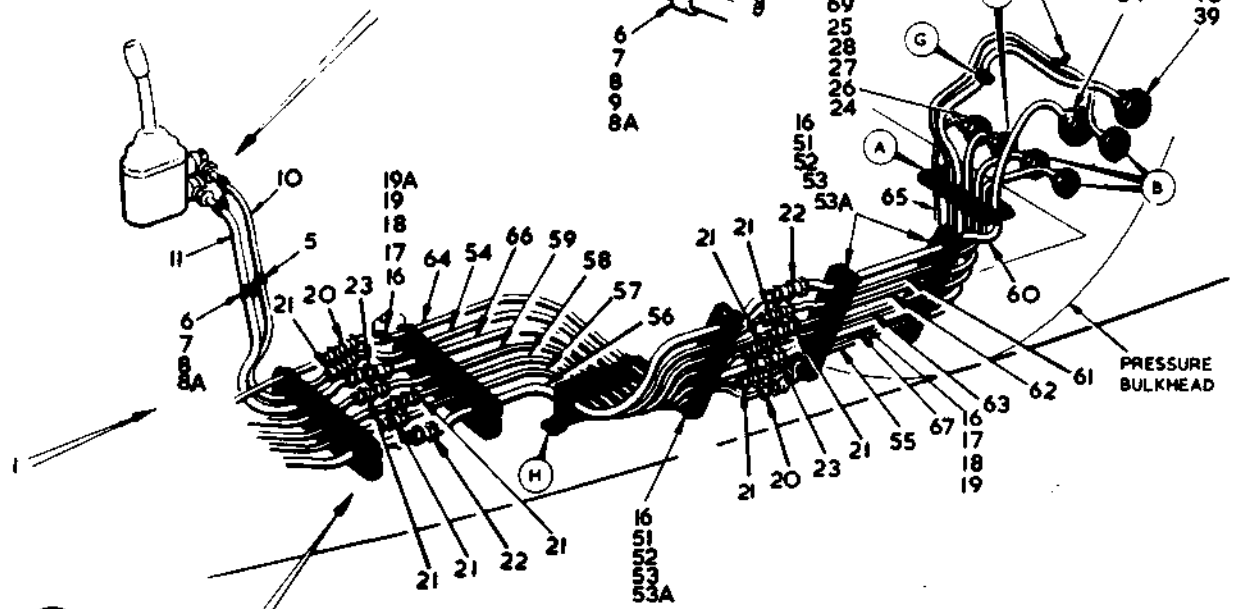
DETAIL A



DETAIL B



DETAIL G



DETAIL H

FIG. 4 HYDRAULIC SYSTEM

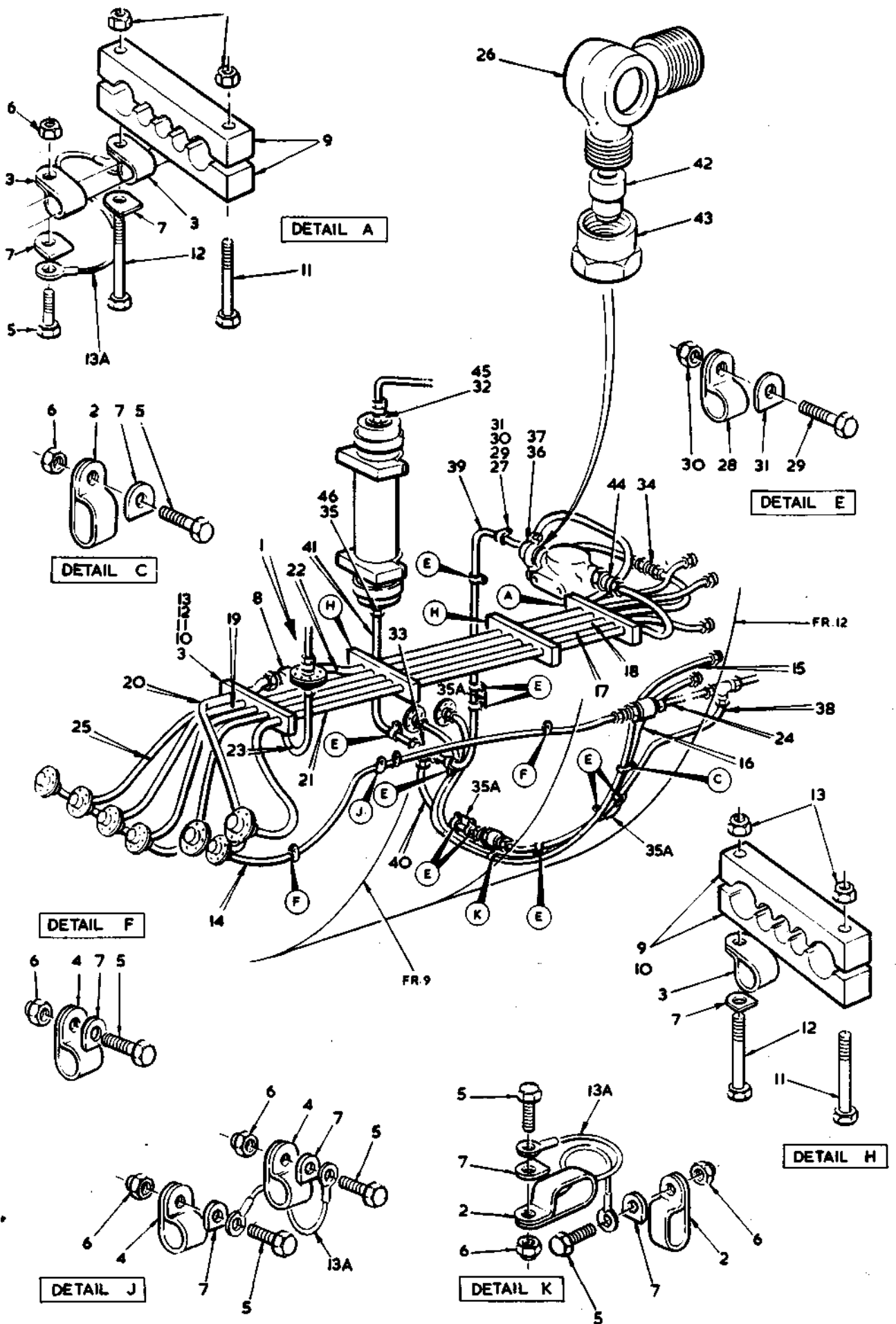


FIG. 5 HYDRAULIC SYSTEM

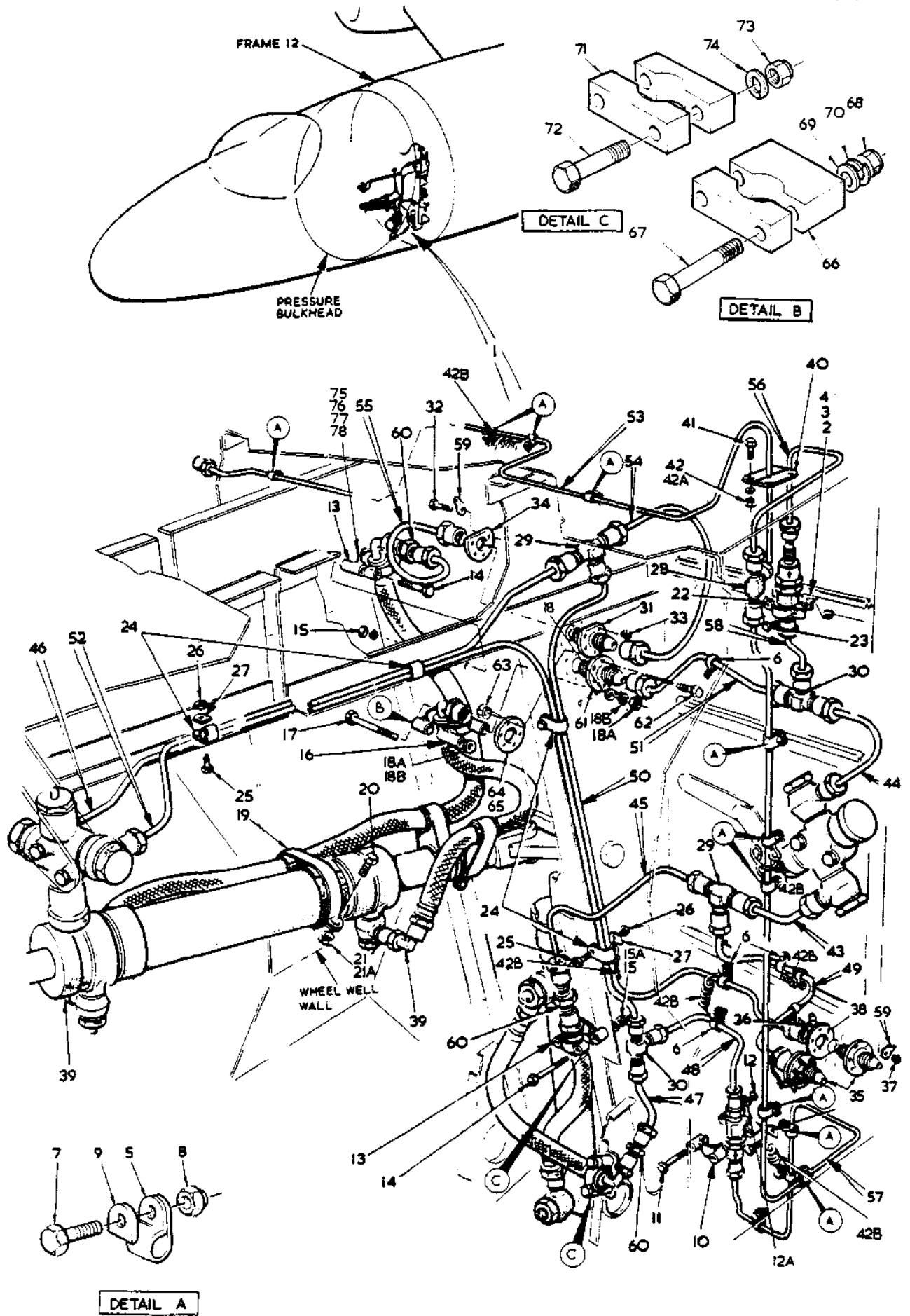


FIG. 6 HYDRAULIC SYSTEM

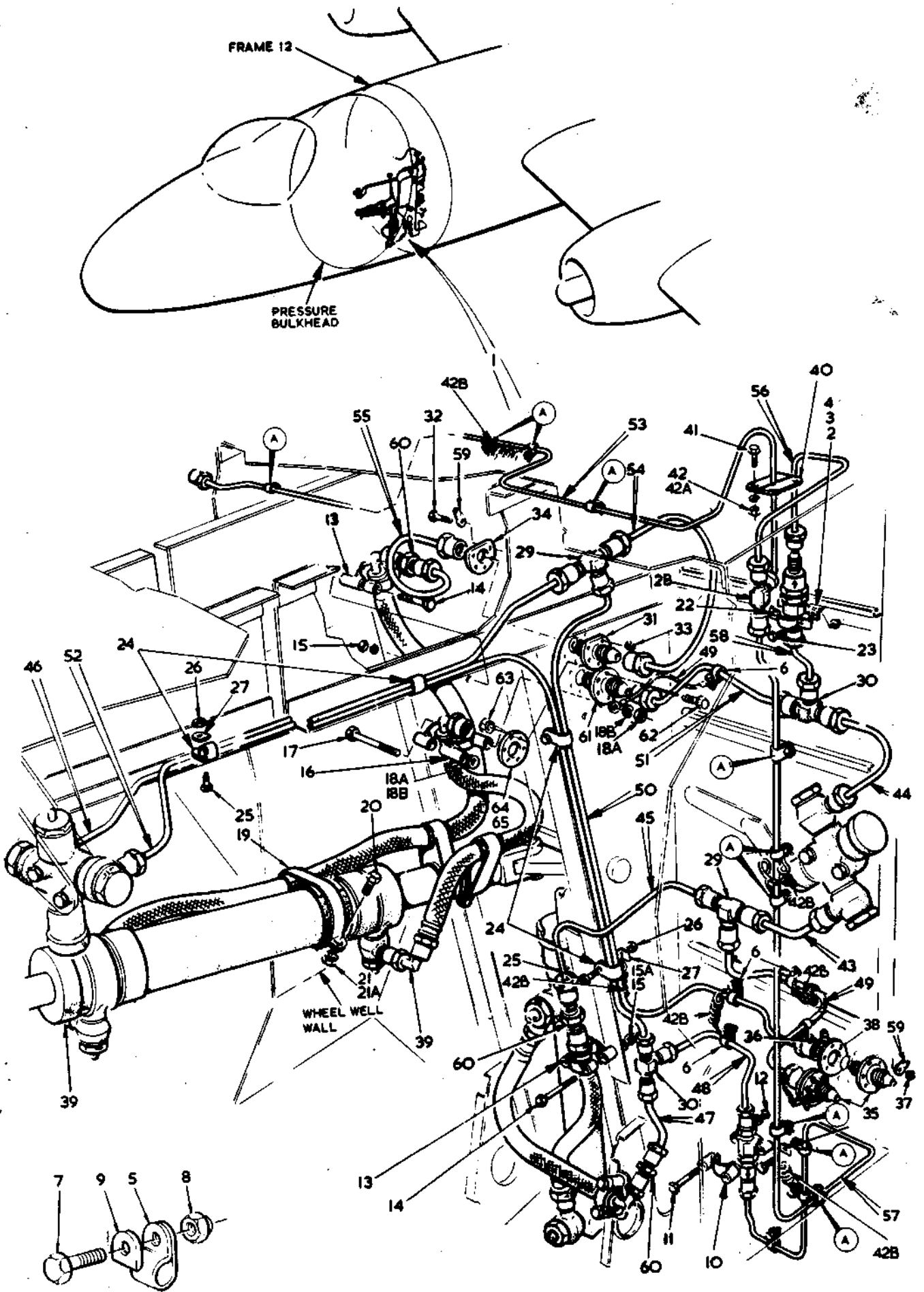
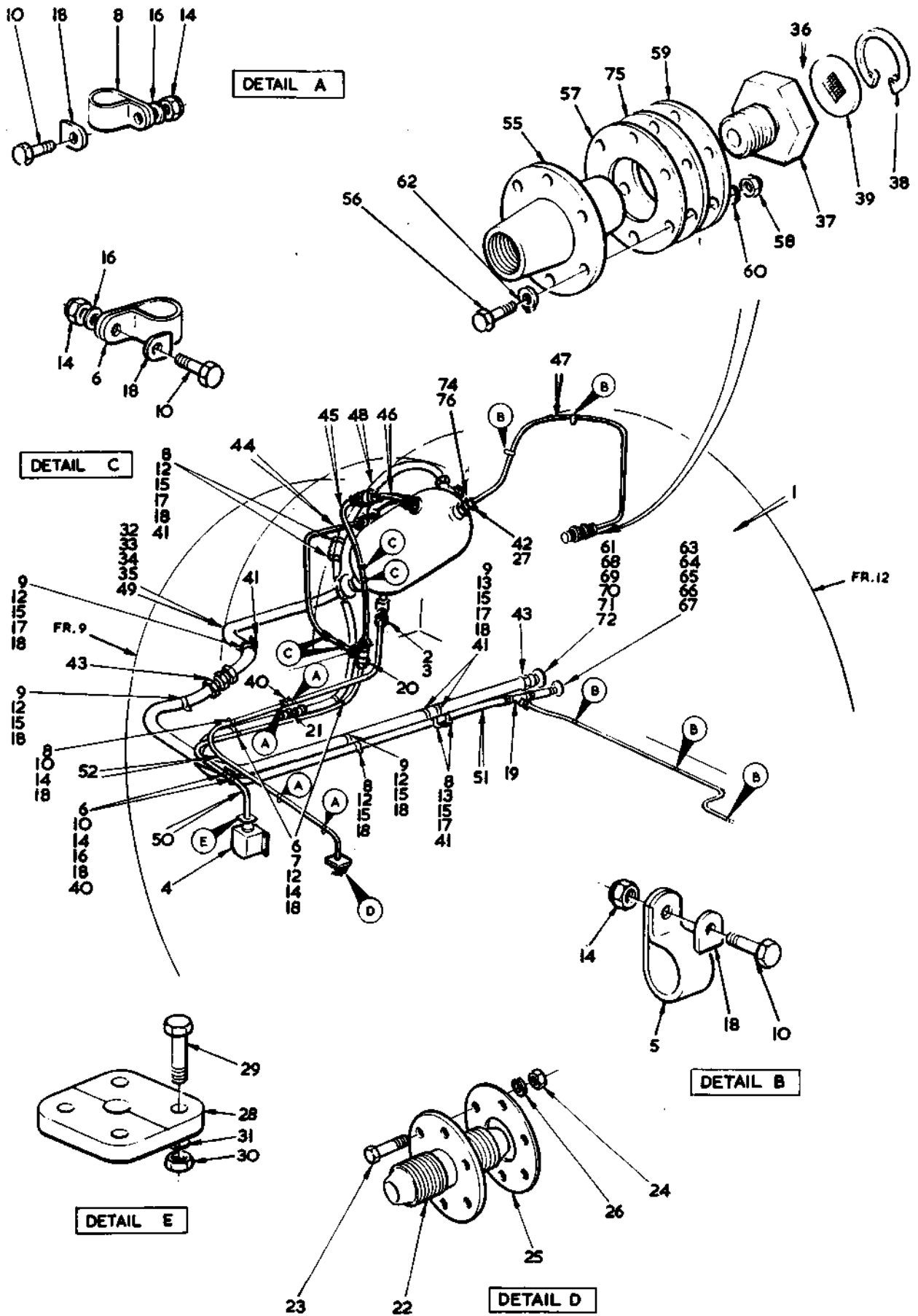


FIG. 6 HYDRAULIC SYSTEM



ITEM H NOT USED.

FIG 7 HYDRAULIC SYSTEM

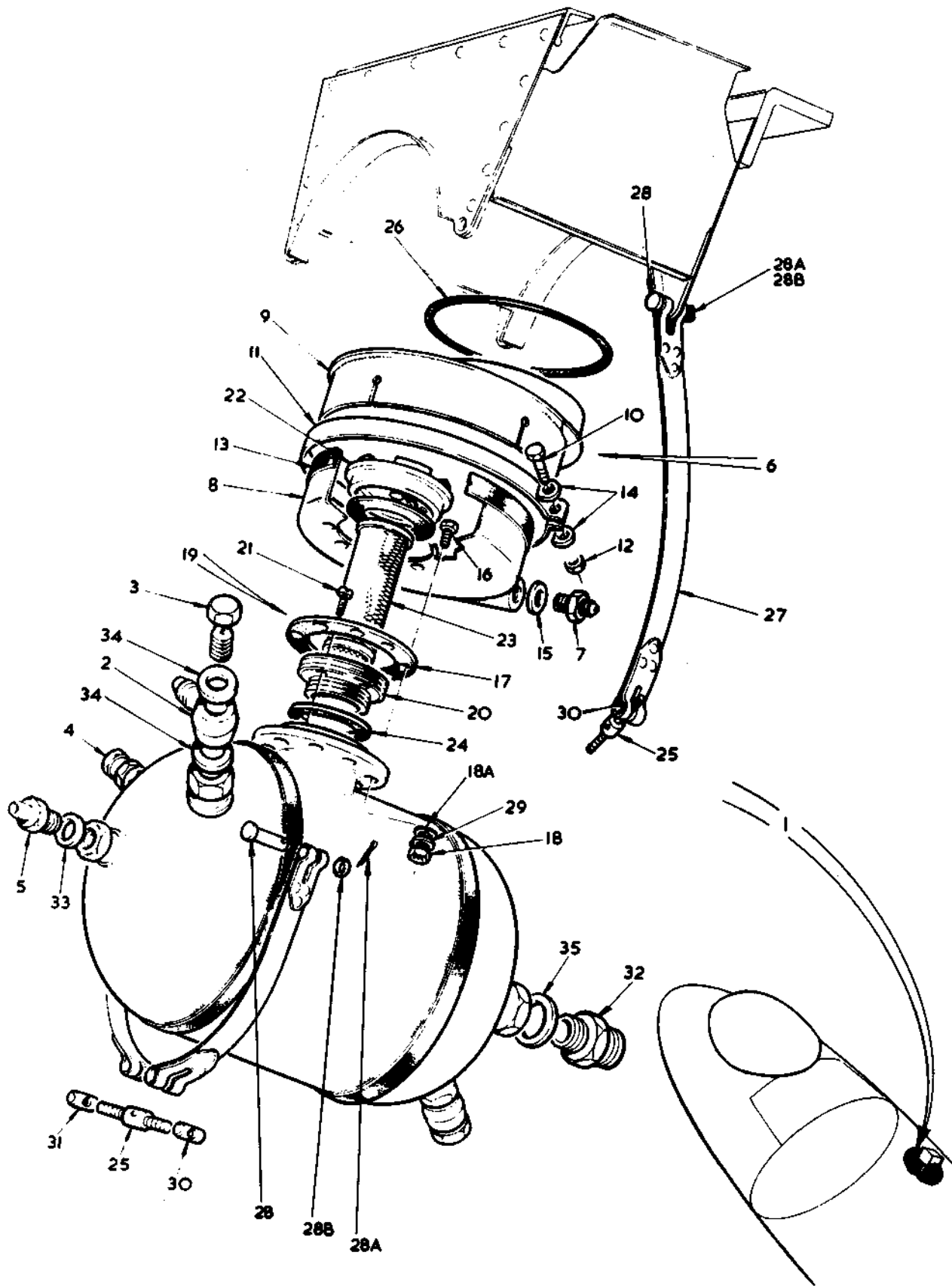


FIG. 8 HYDRAULIC SYSTEM

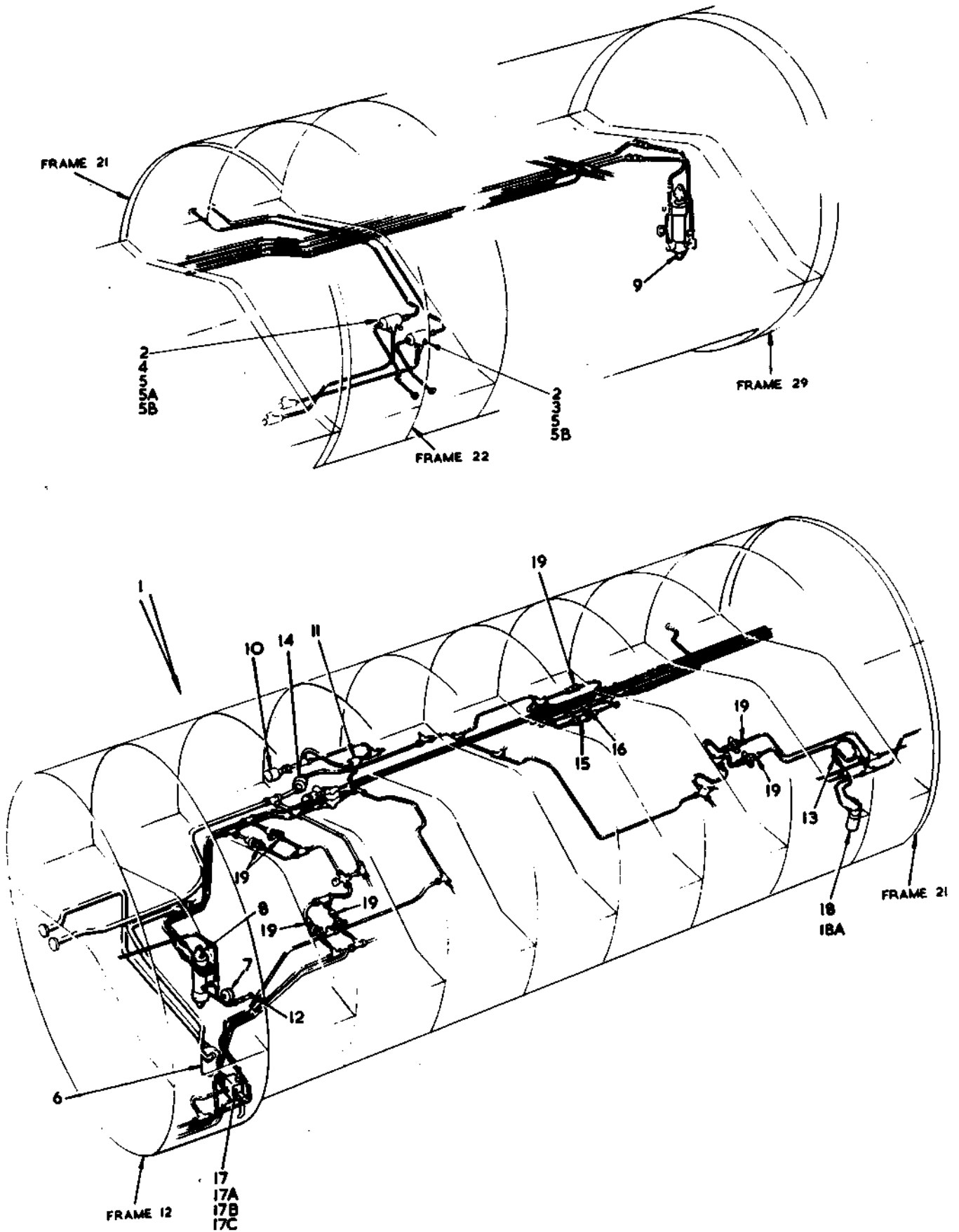
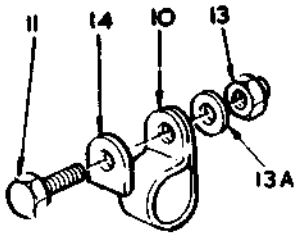
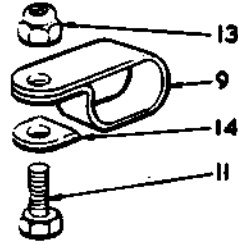


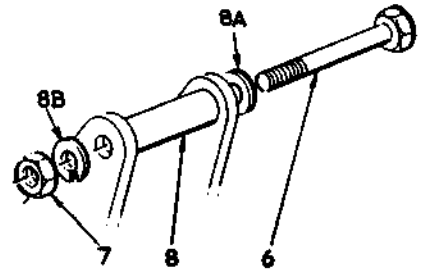
FIG. 9 HYDRAULIC SYSTEM



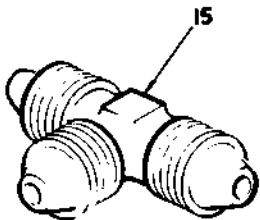
DETAIL A



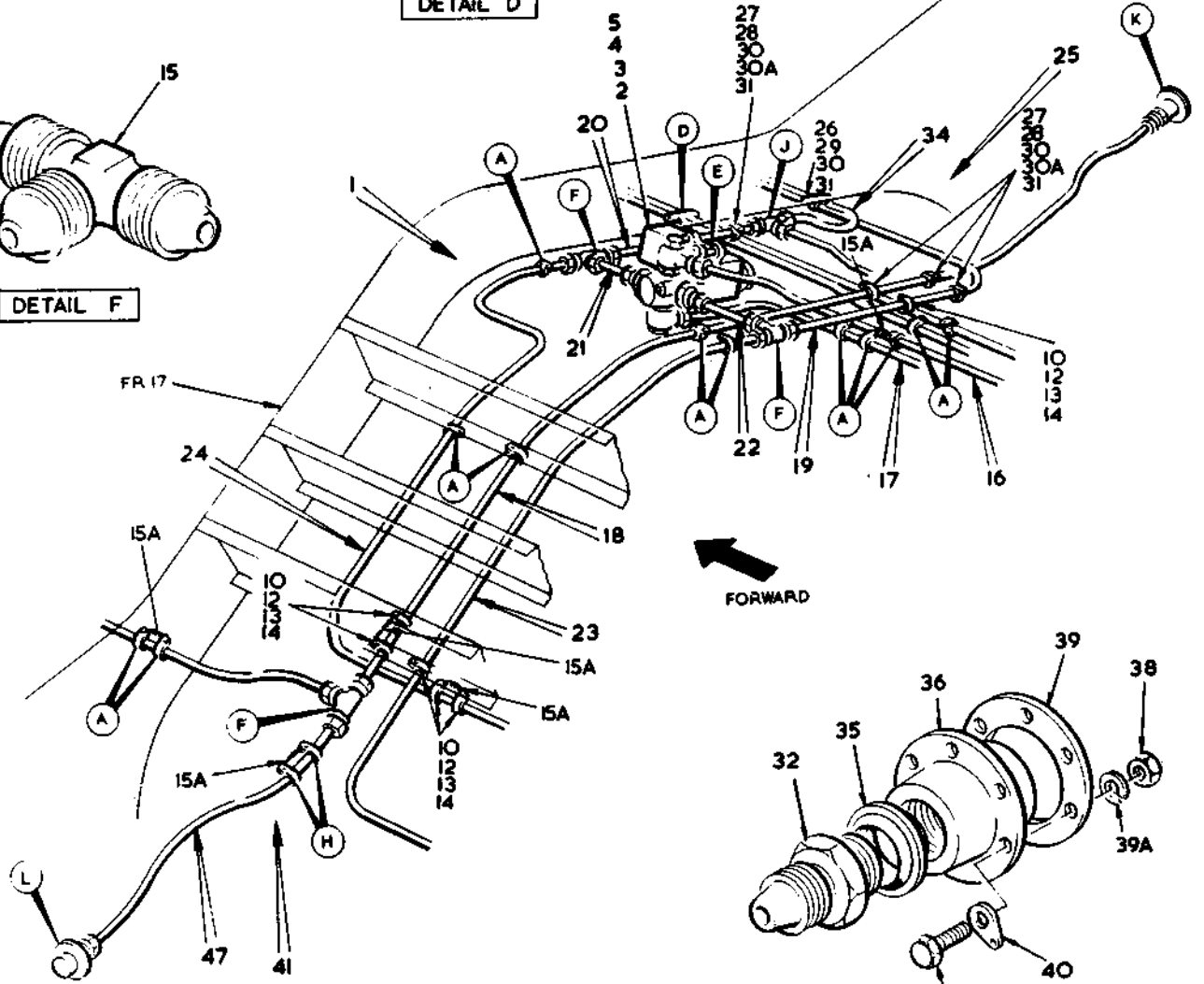
DETAIL D



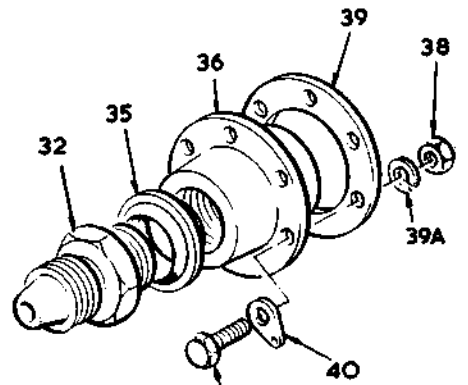
DETAIL E



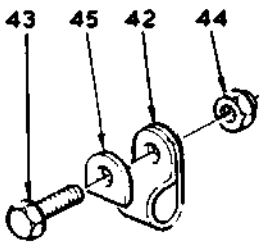
DETAIL F



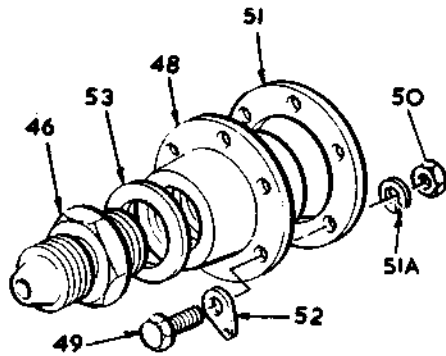
FORWARD



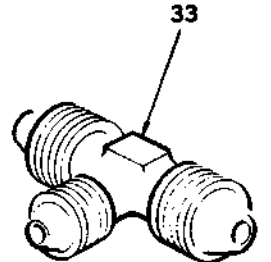
DETAIL K



DETAIL H



DETAIL L



DETAIL J

FIG.10 HYDRAULIC SYSTEM

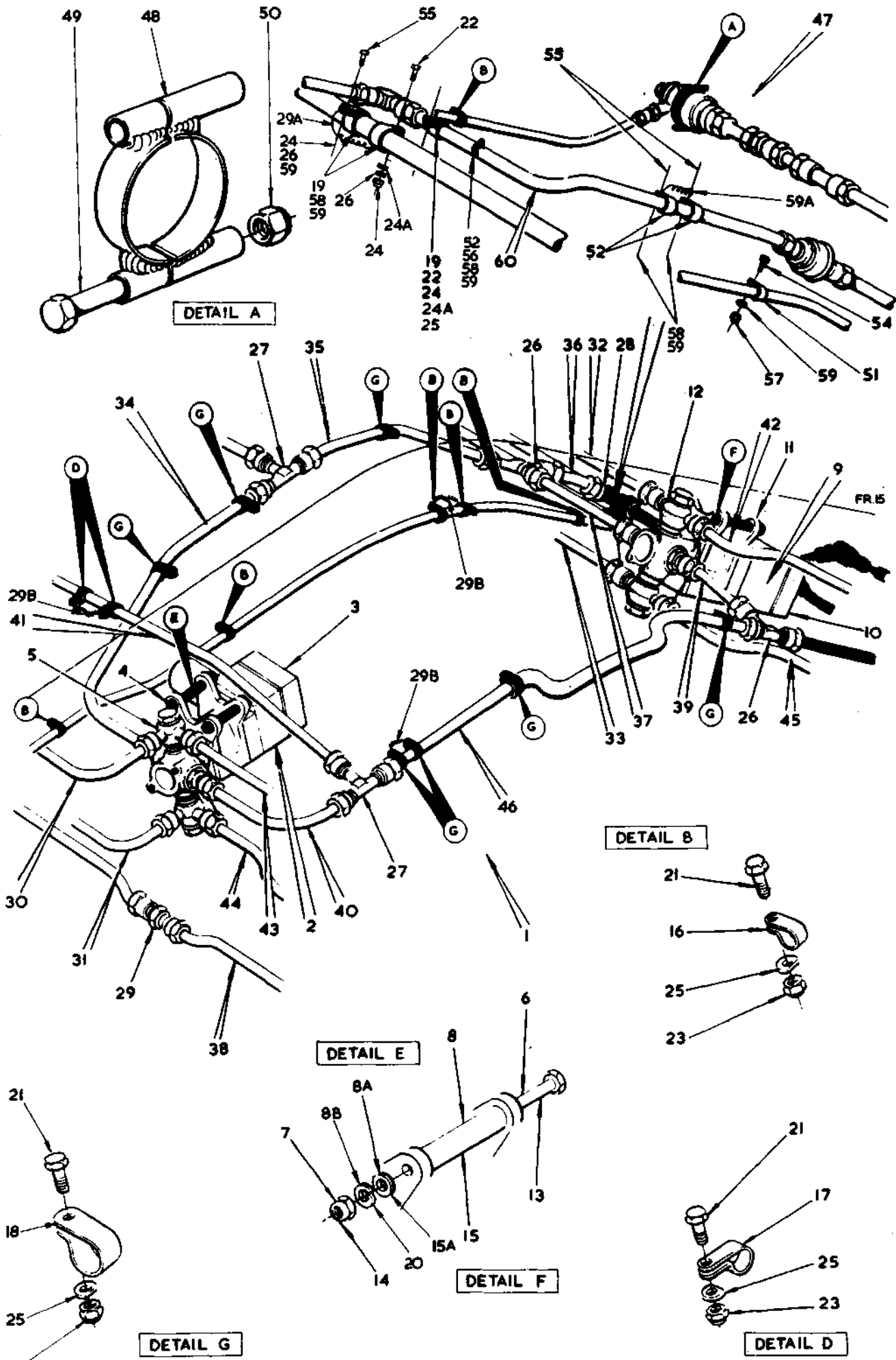


FIG II HYDRAULIC SYSTEM

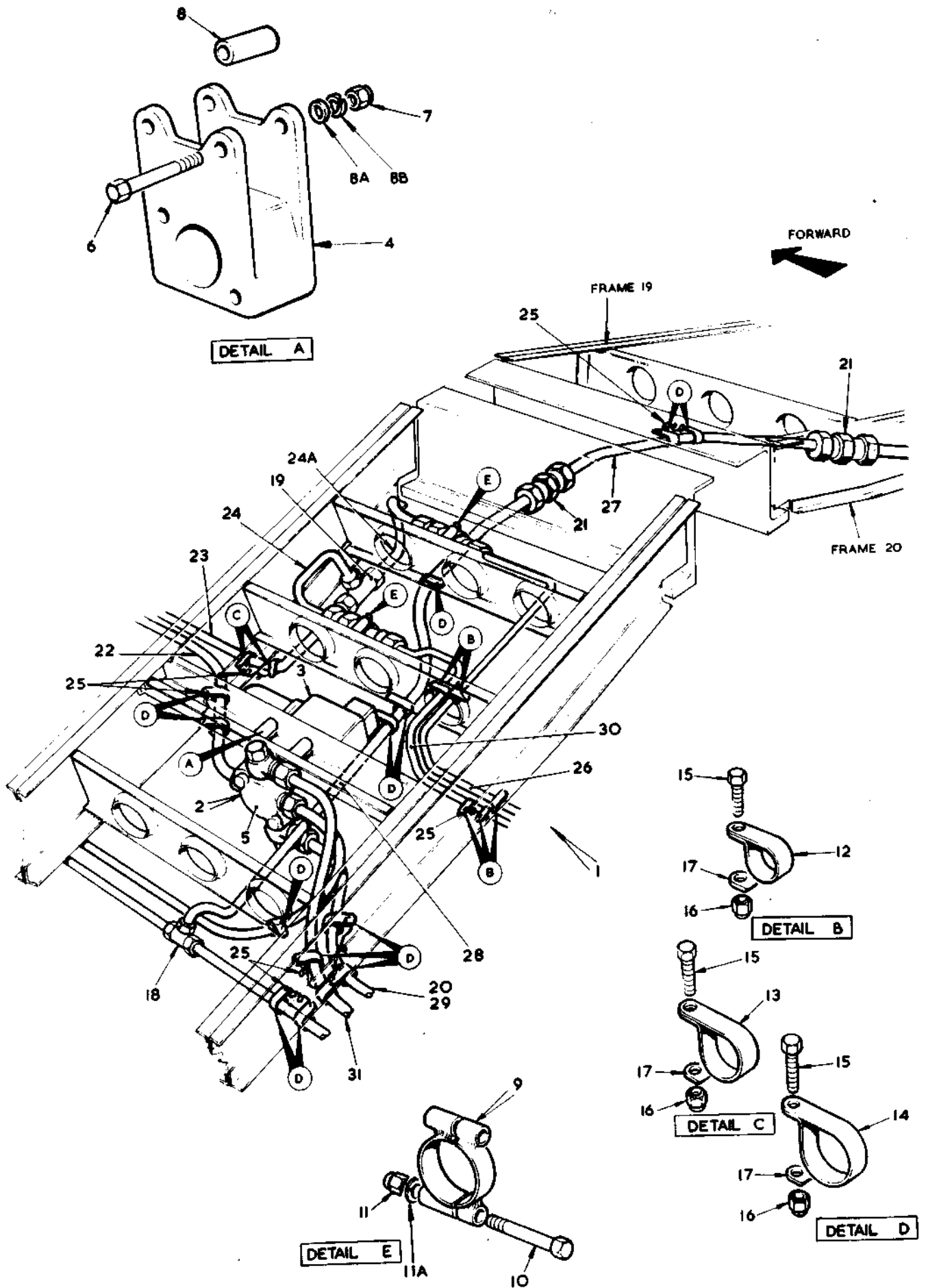


FIG 12 HYDRAULIC SYSTEM

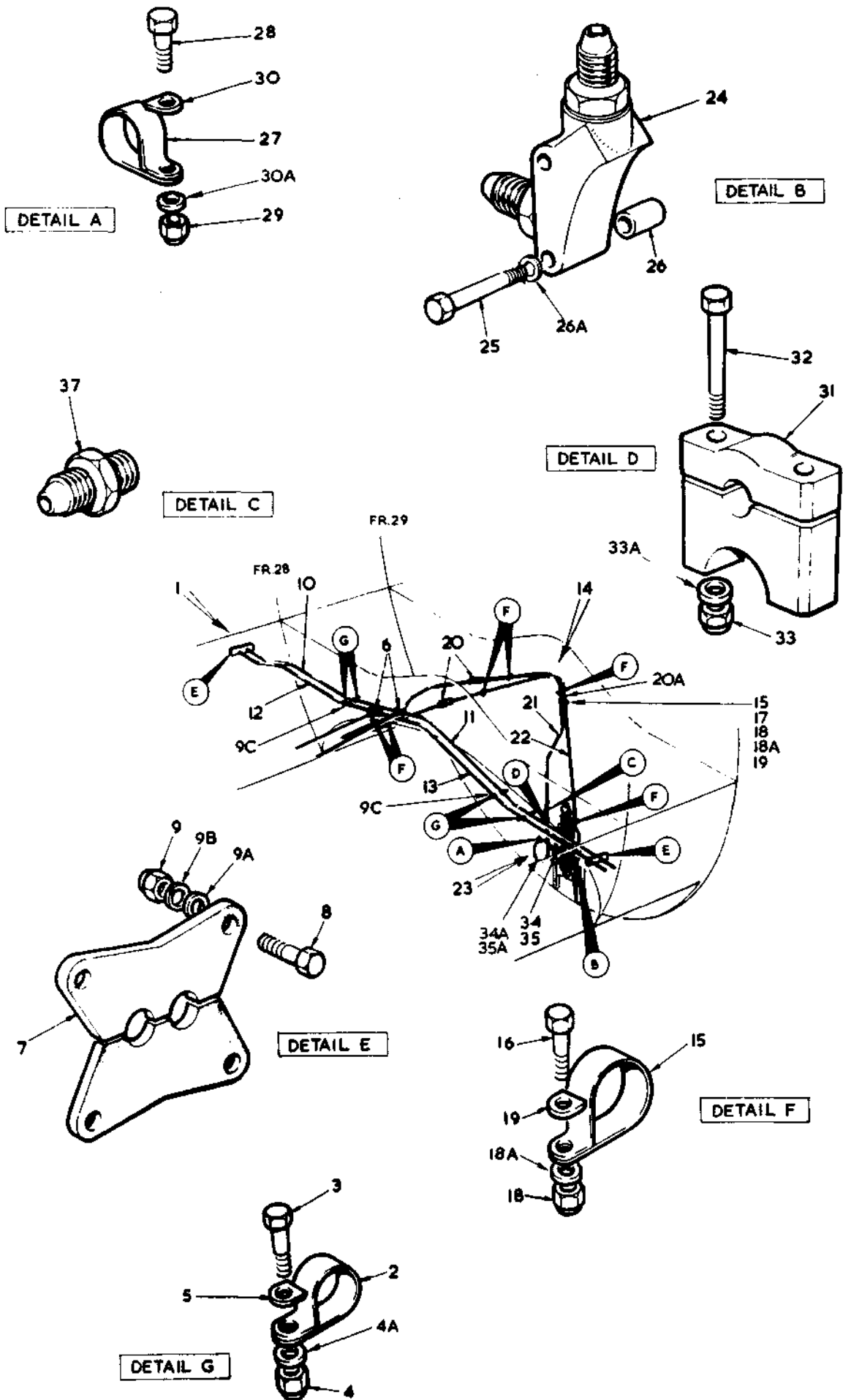


FIG. 13 HYDRAULIC SYSTEM

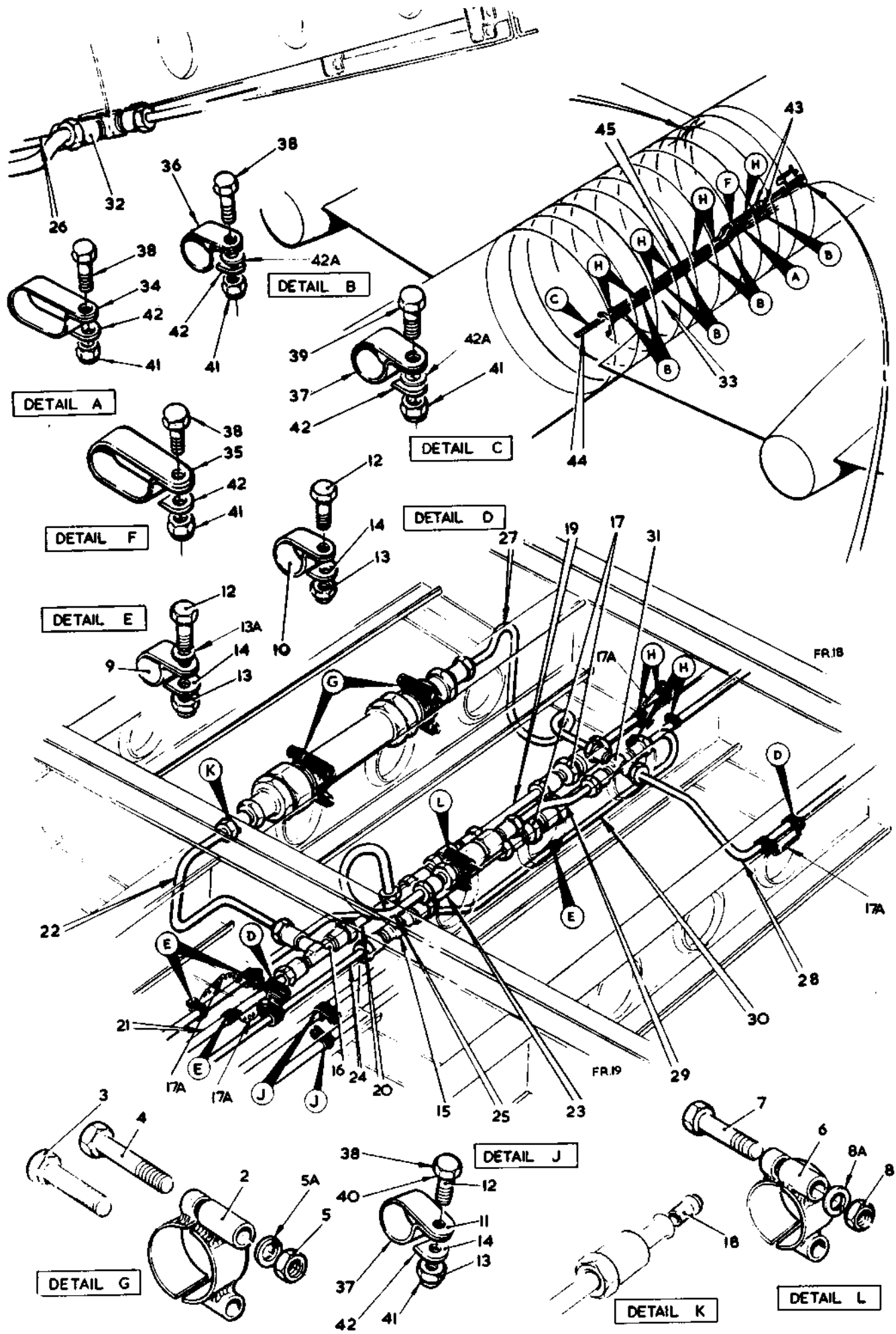


FIG. 14 HYDRAULIC SYSTEM

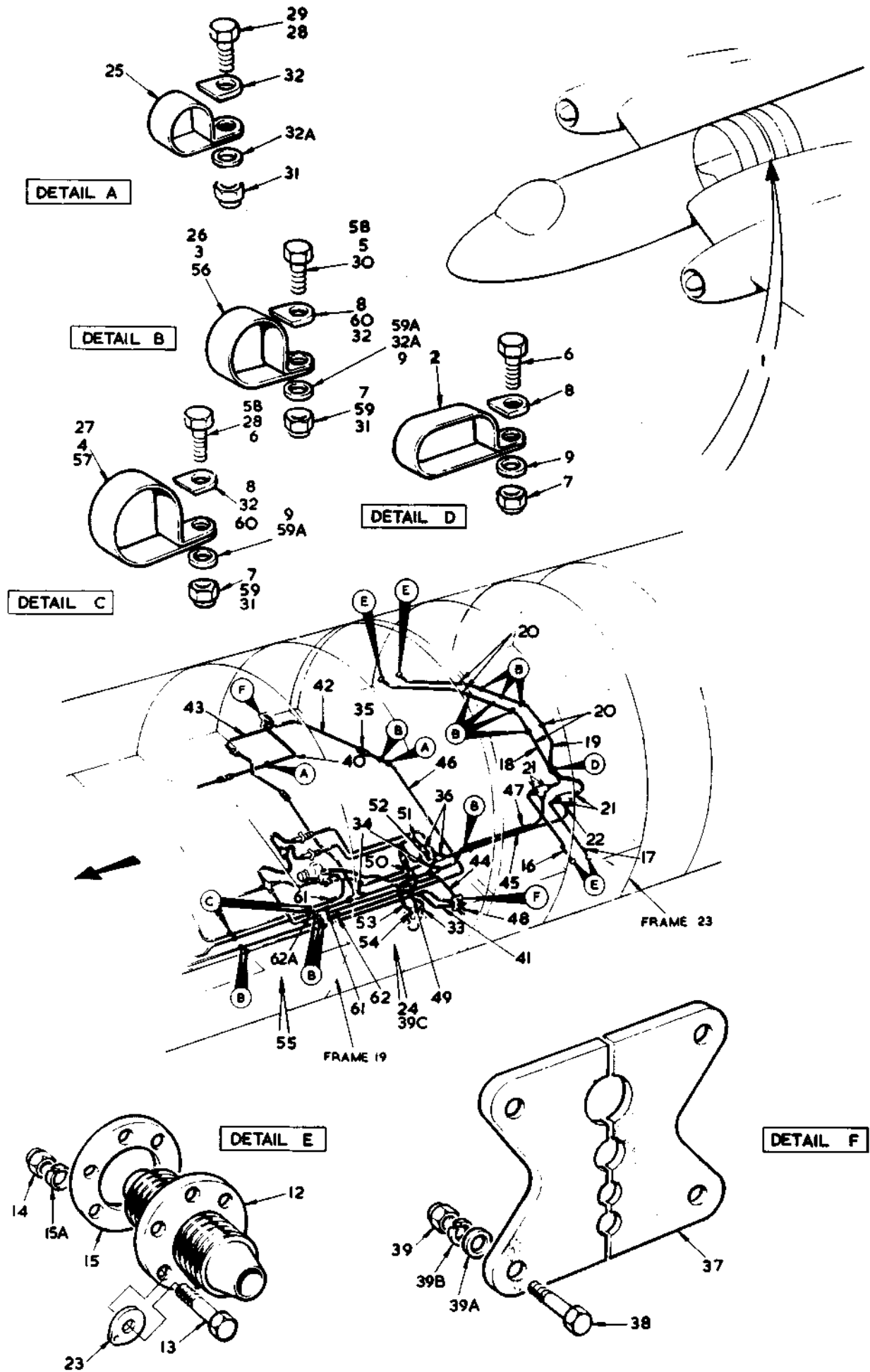


FIG.15 HYDRAULIC SYSTEM

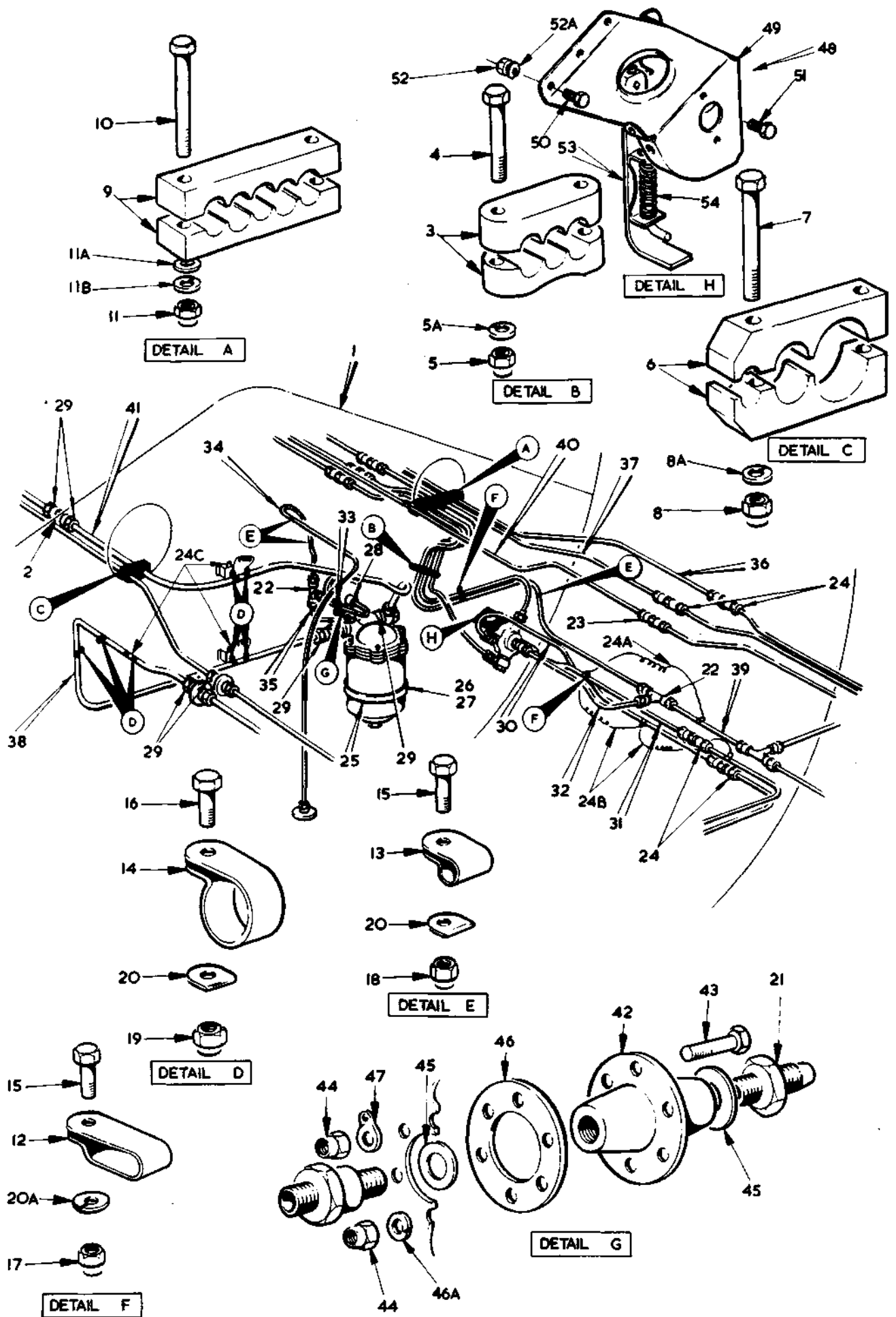


FIG.16 HYDRAULIC SYSTEM

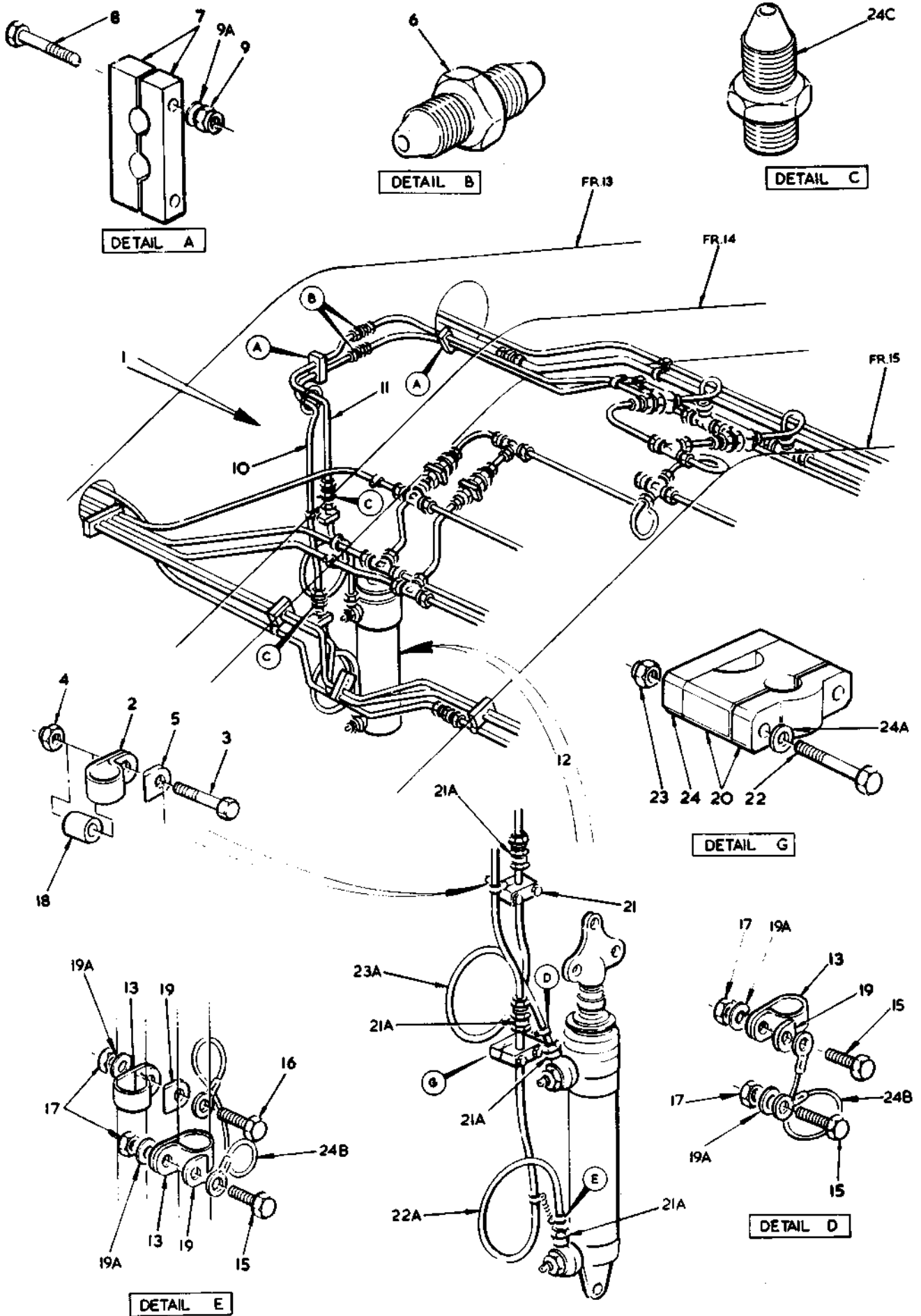


FIG. 17 HYDRAULIC SYSTEM

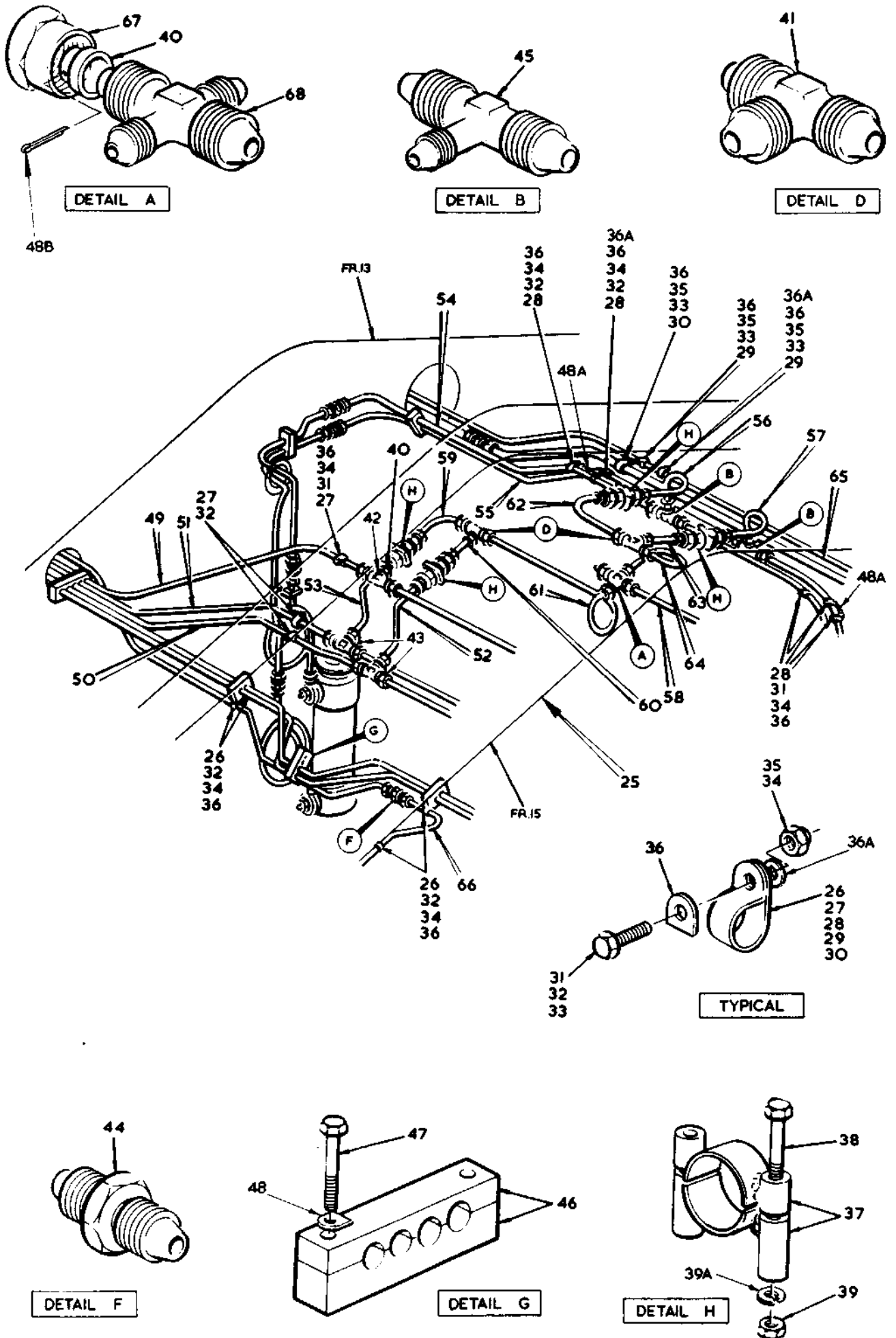


FIG. 18 HYDRAULIC SYSTEM

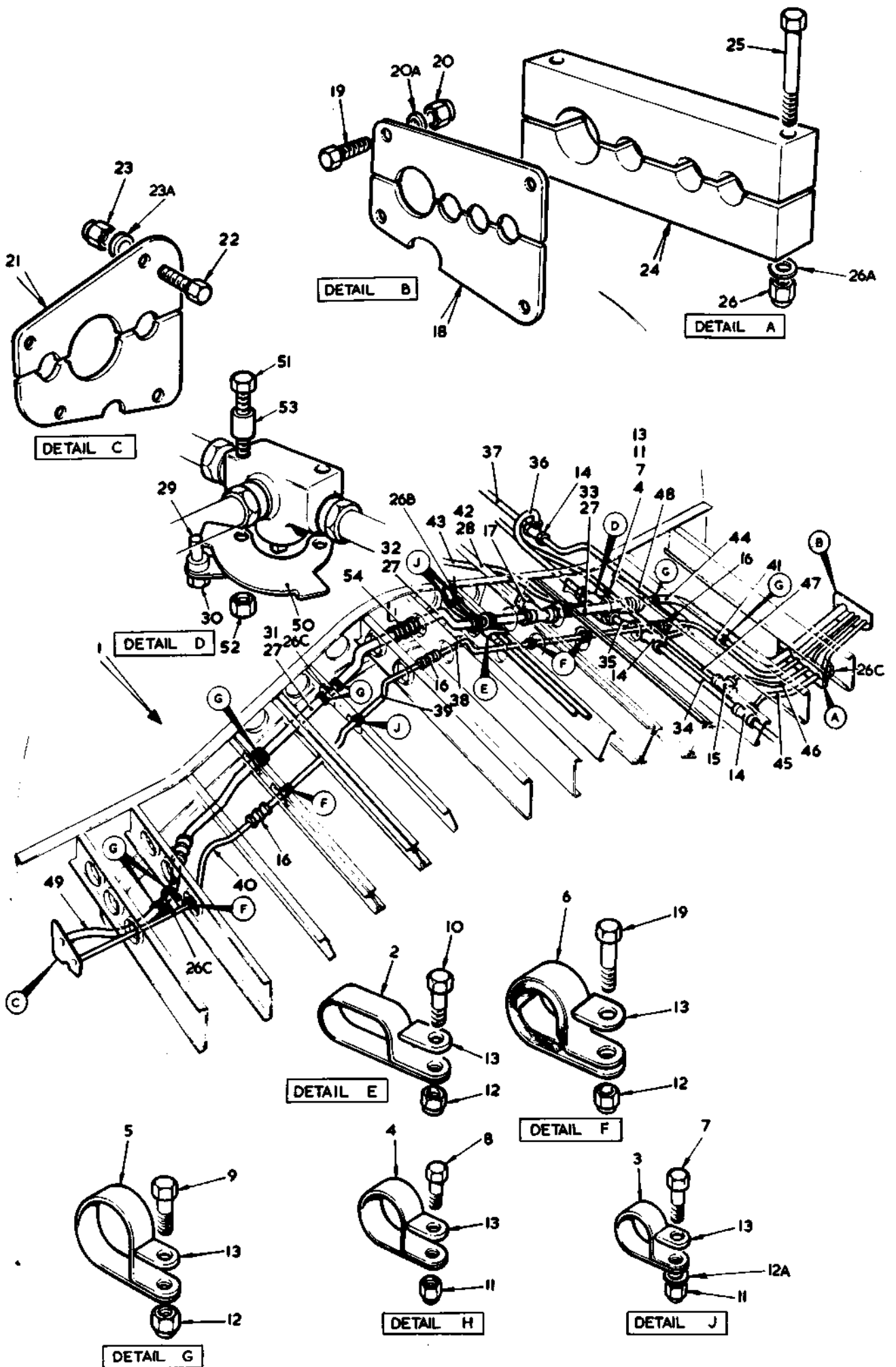


FIG.19 HYDRAULIC SYSTEM

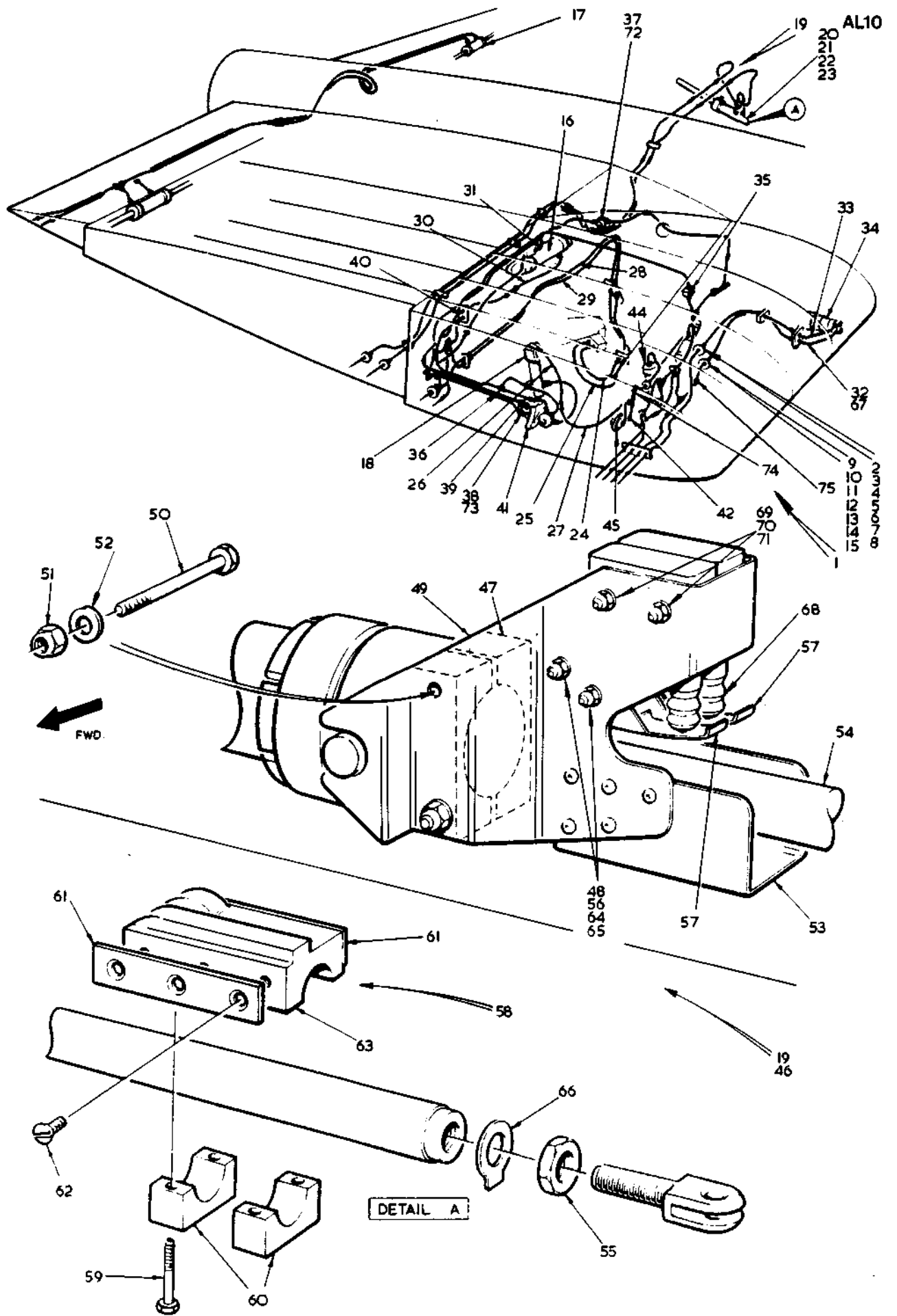


FIG. 20 HYDRAULIC SYSTEM

CODE Z

SECT SH

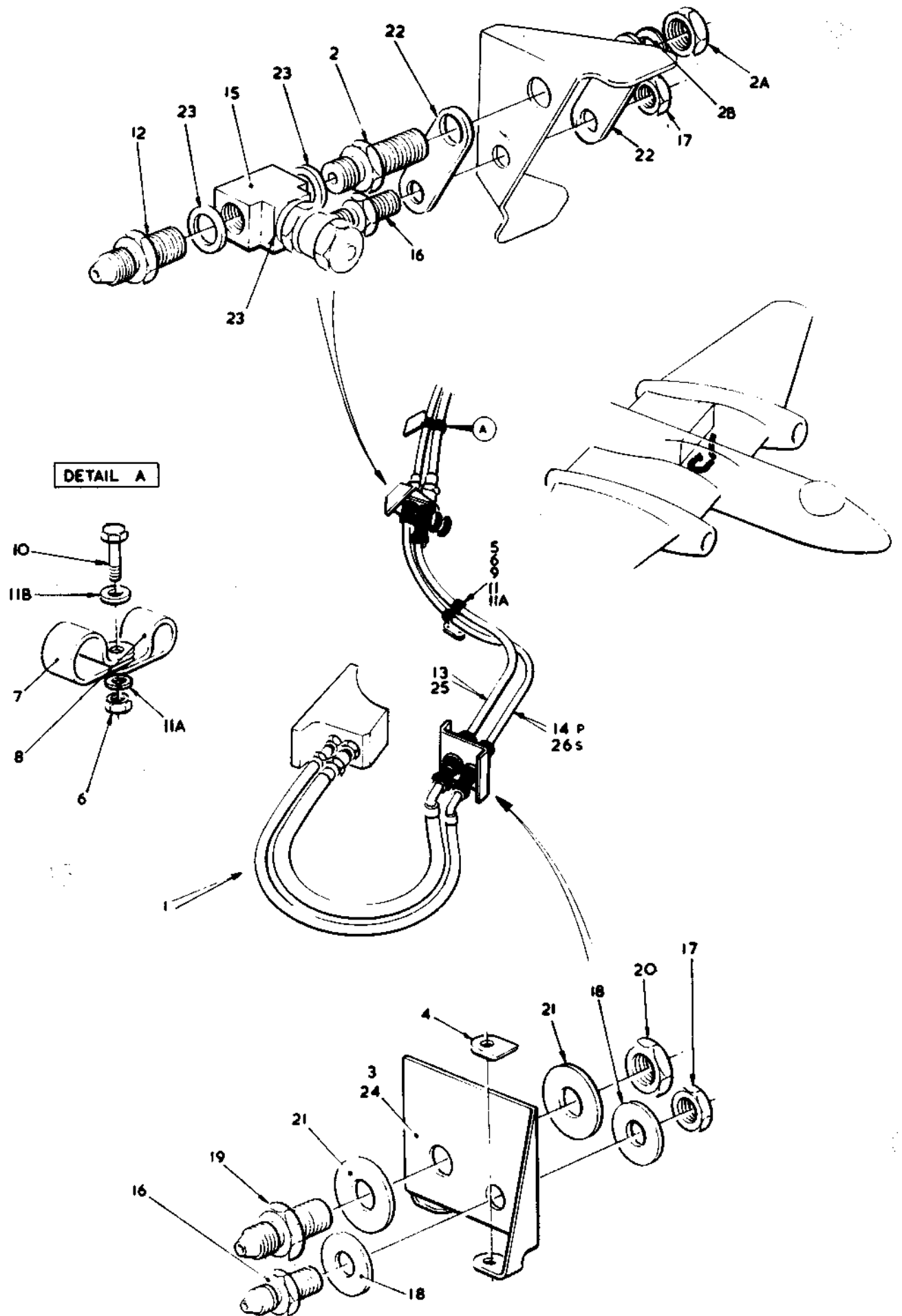


FIG. 22 HYDRAULIC SYSTEM

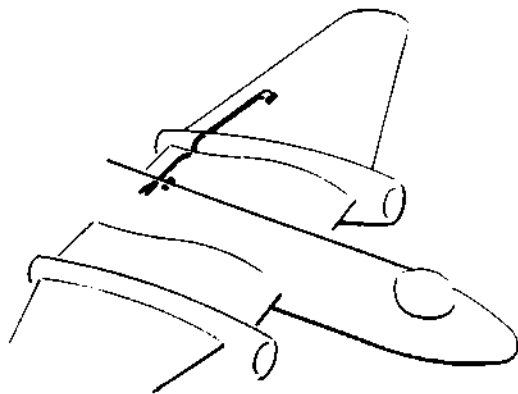
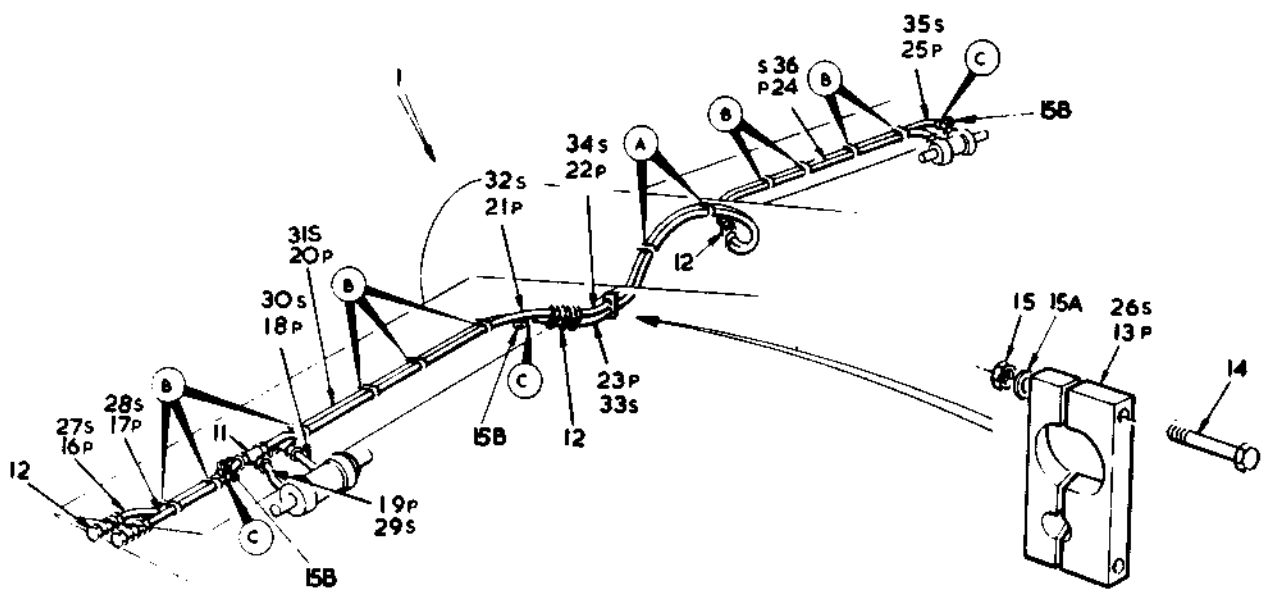
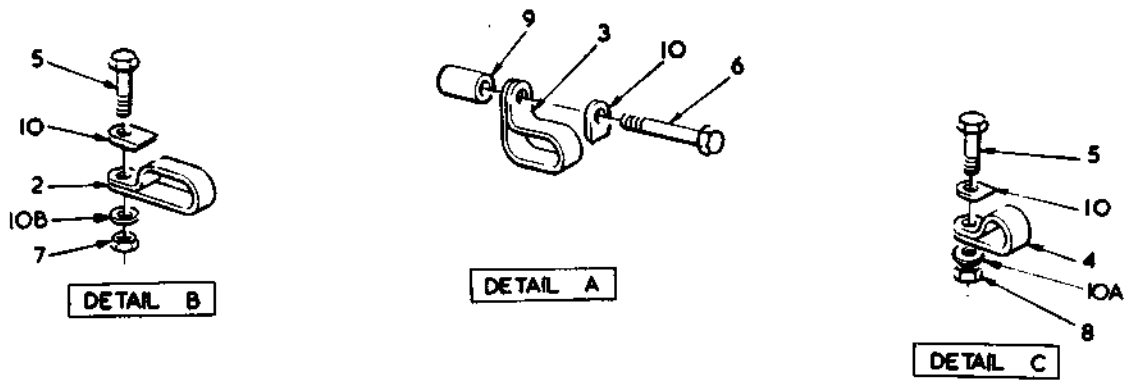


FIG. 23 HYDRAULIC SYSTEM

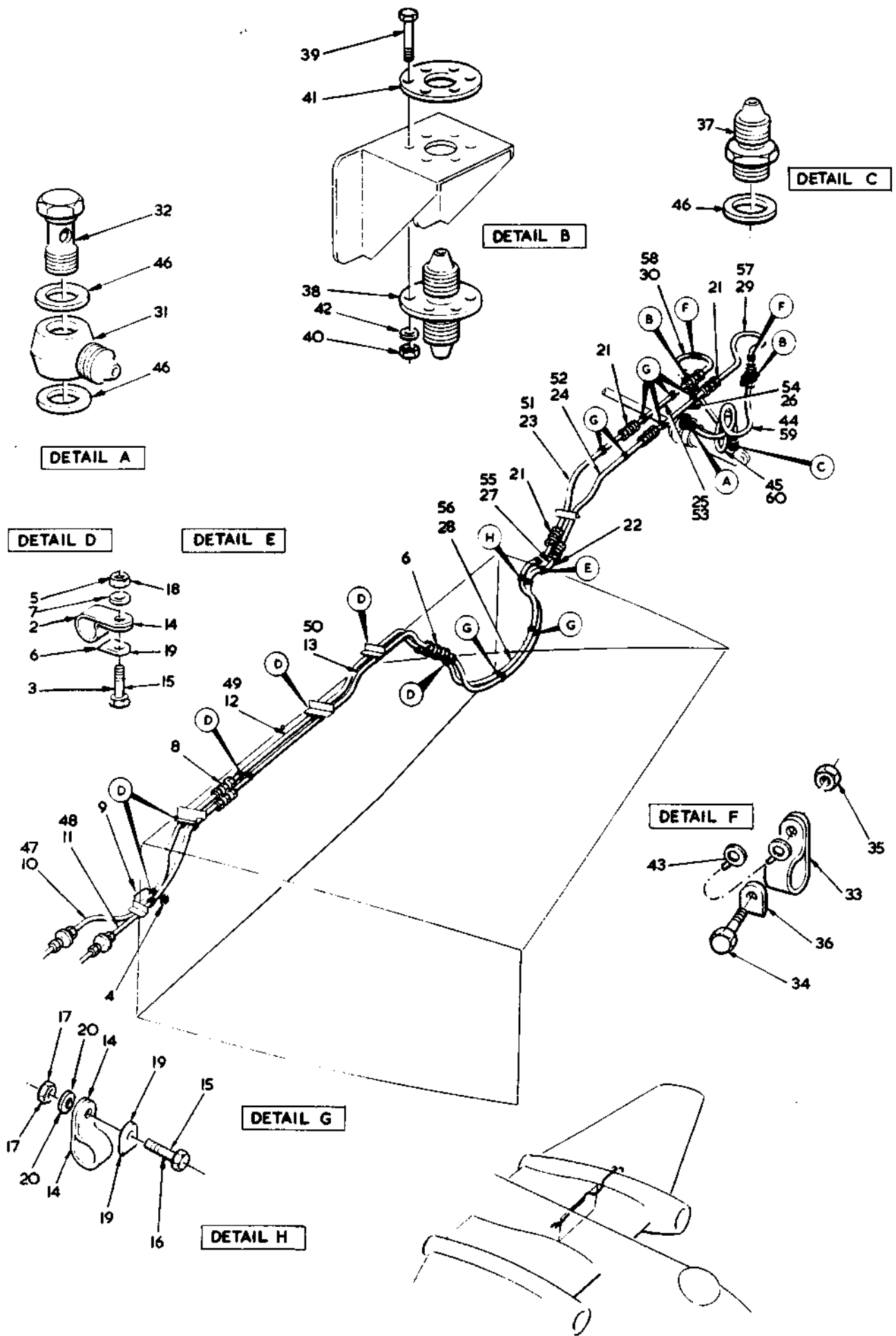
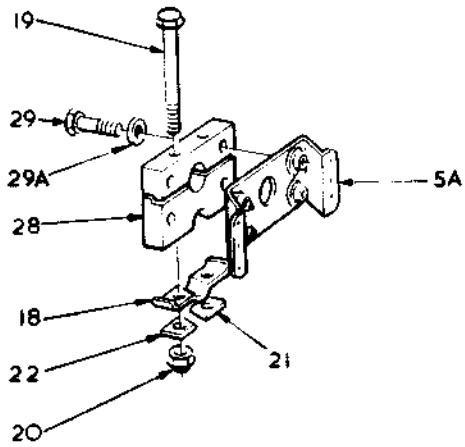
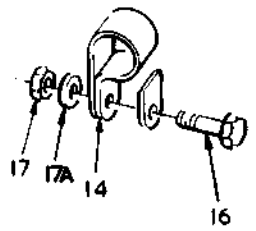
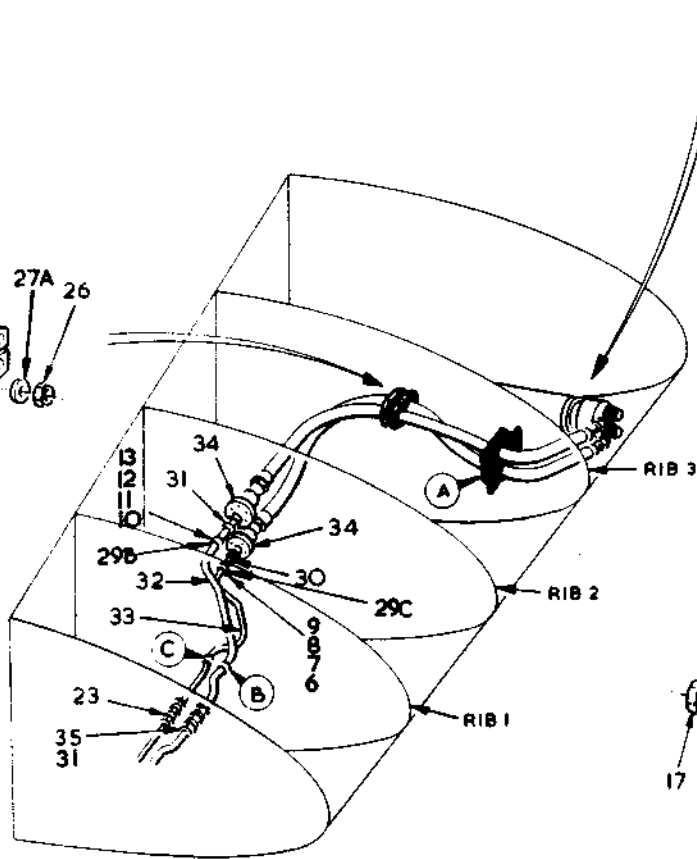
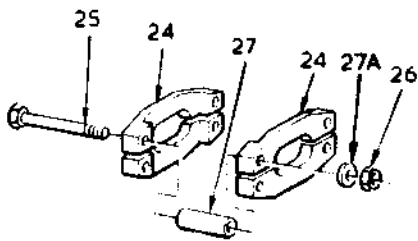
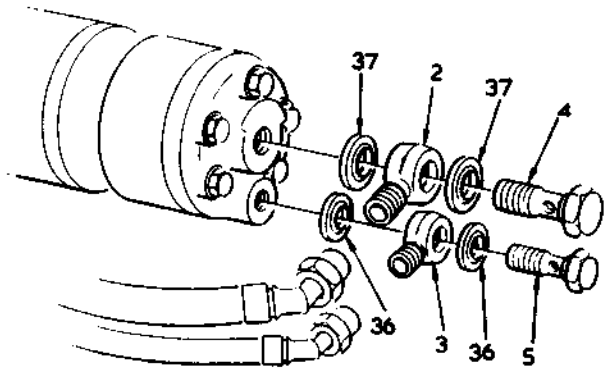


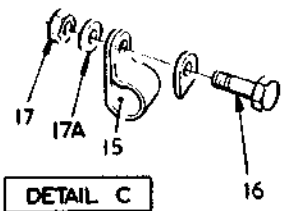
FIG.24 HYDRAULIC SYSTEM



DETAIL A



DETAIL B



DETAIL C

FIG. 26 HYDRAULIC SYSTEM

This file was downloaded
from the RTFM Library:

Link: www.scottbouch.com/rtfm

Please see site for usage terms,
and more aircraft documents.

