

SERVICES

AIR CONNECTIONS TO ENGINE COMPRESSOR IN PORT WING

Ref. No.	Part No.	Description	No. off	Matl. Spec.	Cl. of Equip. M.R. L.M.	Fig. and Index
	—	AIR CONNECTIONS TO ENGINE COMPRESSOR IN PORT WING, ASSEMBLY (E.G7.50.21) Spares for:—	—	—	—	1/13
34853	E.G7.50.57	ADAPTOR, bulkhead	1	S80	C	1/17
19854	E.A4.61.107	BRACKET AND CLIP FOR ENGINE BREATHER PIPE, ASSEMBLY Spares for:—	1	—	C	1/28
32813	E.A4.61.113	CLIP, half	1	—	C	1/23
		Attaching parts for E.A4.61.113:—				
28D/9140644	A.25/9C	Bolt, 2 BA hex. head	2	—	C	1/26
28M/1278790	AGS.2001/C/1	Nut, stiff, 2 BA	2	—	C	1/29
26DK/11917	H.K.PORTER C.6045/18B	CLAMP, pipe	1	—	C	1/15
34854	H.K. PORTER C.6045/30B	CLAMP, pipe	1	—	C	1/4
34855	H.K. PORTER C.6045/34B	CLAMP, pipe	2	—	C	1/1
34856	E.G7.50.43	CLIP, pipe	1	S521	C	1/24
		Attaching parts for E.G7.50.43:—				
28D/9133012	A.25/3C	Bolt, 2 BA hex. head	1	—	C	1/27
28M/1278190	AGS.2001/C/1	Nut, stiff, 2 BA	1	—	C	1/19
26DK/9340	EEAS.238/2A	Washer, "D"	1	L72	C	1/20
28E/9713018	AS.3181/6C	CLIP, pipe	1	—	C	1/21
34857	E.G7.50.71	GASKET, bulkhead sealing, 1/32" thick	2	DTD416	C	1/18
42651	E.G7.50.5	MANIFOLD, TURBINE AND CABIN AIR SUPPLY, GROUP Consisting of:—	1	—	B	1/32
	E.G7.50.33	FITTING, grooved end	2	30/158	—	1/30
	E.G7.50.35	LOCK-NUT	2	30/158	—	1/31
	E.G7.50.7	MANIFOLD, assembly	1	S521	—	1/33
	E.G7.50.19	PIECE, tee	1	S521 or 30/158	—	1/34
	E.G7.50.49	PIECE, tee	1	S521 or 30/158	—	1/36
	E.G7.50.31	RING, piston	7	DTD719	—	1/35
34858	E.G7.50.9	PIPE, flexible, turbo alternator supply	1	—	A	1/25
19836	E.A3.50.11	PIPE, WHEEL CASE BREATHER, ASSEMBLY Spares for:—	1	L54	C	1/8
1445	EEAS.66/4	RING, clamping	2	L72	C	1/9

SERVICES
AIR CONNECTIONS TO ENGINE COMPRESSOR IN PORT WING

Ref. No.	Part No.	Description							No. off	Mtl. Spec.	Cl. of Equip. M.R. L.M.	Fig. and Index	
		1	2	3	4	5	6	7					
	5850	E.A3.50.9	SLEEVE, connecting							1	Silastic	C	1/10
	34859	E.G7.50.51	PIPE, flexible, cabin air supply							1	—	B	1/22
R	28F/4169558	AS.5402	RING, sealing							1	—	C	1/16
R	28F/4051829	AS.5406	RING, sealing							1	—	C	1/5
R	28F/4051855	AS.5407	RING, sealing							2	—	C	1/2
	34860	E.G7.50.41	SHIM, laminated, manifold outlet adaptors, .05 thick x .002 lam.							3	Lam. Shim	C	1/6
R	34B/2245076	DALTON & CO.	SILKOLENE, grade 762							QR	DTD900 4344	C	1/7
	34861	E.G7.50.69	TEE, cable air supply and branch to 2 speed generator injector pipe							1	30/178	C	1/12

SERVICES

AIR CONNECTIONS TO ENGINE COMPRESSOR IN STARBOARD WING

Ref. No.	Part No.	Description							No. off	Matl. Spec.	Cl. of Equip. M.R. L.M.	Fig. and Index
		1	2	3	4	5	6	7				
	—	AIR CONNECTIONS TO ENGINE COMPRESSOR IN STARBOARD WING, ASSEMBLY (E.G7.50.23)							—	—	—	1/14
34853	E.G7.50.57	ADAPTOR, bulkhead							1	S80	C	1/17
19854	E.A4.61.107	BRACKET AND CLIP FOR ENGINE BREATHER PIPE, ASSEMBLY							1	—	C	1/18
		Spares for:—										
32813	E.A4.61.113	CLIP, half							1	—	C	1/23
		Attachments:—										
28D/9140644	A.25/9C	Bolt, 2 BA hex. head							2	—	C	1/26
28M/1278190	AGS.2001/C/1	Nut, stiff, 2 BA							2	—	C	1/29
26DK/11917	H. K. PORTER C.6045/18B	CLAMP, pipe							1	—	C	1/15
34854	H. K. PORTER C.6045/30B	CLAMP, pipe							1	—	C	1/4
34855	H. K. PORTER C.6045/34B	CLAMP, pipe							2	—	C	1/1
34857	E.G7.50.71	GASKET, bulkhead sealing, 1/32" thick							2	DTD.416	C	1/18
42651	E.G7.50.5	MANIFOLD, TURBINE AND CABIN AIR SUPPLY, GROUP							1	—	B	1/32
		Consisting of:—										
	E.G7.50.33	FITTING, grooved end							2	S521	—	1/30
	E.G7.50.35	LOCK-NUT							2	S521	—	1/31
	E.G7.50.7	MANIFOLD, assembly							1	S521	—	1/33
	E.G7.50.19	PIECE, tee							1	S521	—	1/34
	E.G7.50.49	PIECE, tee							1	S521	—	1/36
	E.G7.50.31	RING, piston							7	DTD.719	—	1/35
34862	E.G7.50.11	PIPE, flexible, turbo alternator supply							1	—	A	1/3
19836	E.A3.50.11	PIPE, WHEEL CASE BREATHER, ASSEMBLY							1	L54	C	1/8
		Spares for:—										
1445	EEAS.66/4	RING, clamping							2	L72	C	1/9
5850	E.A3.50.9	SLEEVE, connecting							1	Silastic	C	1/10
34863	E.G7.50.53	PIPE, flexible, cabin air supply							1	—	B	1/11
28F/17675	AS.5402	RING, sealing							1	—	C	1/16
28F/4051829	AS.5406	RING, sealing							1	—	C	1/5
28F/4051855	AS.5407	RING, sealing							2	—	C	1/2
34860	E.G7.50.41	SHIM, laminated, manifold outlet adaptors, ".05 thick x .002 laminated							3	Lam. Shim	C	1/6
34861	E.G7.50.69	TEE, cabin air supply and branch to 2 speed generator cooling injector pipe							1	T55	C	1/12

SERVICES

AIR CONNECTIONS TO ENGINE COMPRESSOR IN STARBOARD WING

Ref. No.	Part No.							No. off	Matl. Spec.	Cl. of Equip. M.R. L.M.	Fig. and Index
		1	2	3	4	5	6				

SERVICES
AIR TURBINE PIPES IN PORT WING

Part Number	Description	No. Off	Matl. Spec.	Plate No.
-	AIR TURBINE PIPES IN PORT WING ASSEMBLY (EG7.75.9) Spares for:	-	-	2/3
H. K. PORTER C5642/1-3/4-2B	. CLAMP, pipe	1	-	3/13
H. K. PORTER C5642/2-3/4B	. CLAMP, pipe	1	-	3/18
H. K. PORTER C5642/3B	. CLAMP, pipe	2	-	2/8
H. K. PORTER C5642/3-3/4-4B	. CLAMP, pipe	1	-	2/14
H. K. PORTER C5642/6B	. CLAMP, pipe	1	-	3/15
H. K. PORTER C6045/30B	. CLAMP, pipe	5	-	2/18
EG7.75.113	. CLIP, bonding, joint sleeve	1	L73	3/6
EB2.55.109	. CLIP, bonding, joint sleeve	2	L72	3/3
BELLS MINOX S3 BELLS	. CLIP, worm drive, joint sleeve securing	2	-	3/4
MINOX S4 BELLS	. CLIP, worm drive, joint sleeve securing	2	-	3/1
MINOX S5 EG7.75.121	. CLIP, worm drive, half rings clamping	1	-	2/39
EEAS299/50/50C	. FAIRLEAD, half, rib 2B, assembly Attaching parts for EG7.75.121: . Bolt, 2 BA 120° c'sk head	1 3	Ferobestos S80	3/20 3/24
EG7.75.123	. FAIRLEAD, half, rib 2B, assembly Attaching parts for EG7.75.123: . Bolt, 2 BA 120° c'sk head	1 3	Ferobestos S80	3/26 3/28
EG7.75.195	. FAIRLEAD, half, rib 2, and diaphragm between rib 2 and 2B Attaching parts EG7.75.195: . Bolt, 2 BA hex. head . Nut, stiff, 2 BA . Washer, 2 BA plain	4 12 12 24	Ferobestos - - -	2/30 2/34 2/31 2/35
AVICA CE7019	. JOINT, bellows and gymbal, between leading edge ribs 1 and 2A	1	-	2/19
EG7.75.15	. PIPE, assembly, from clamp connection rib 2 to bellows joint clamp outboard of rib 2A	1	30/178	2/17
EG7.75.25	. PIPE, assembly, bend, c/w avica joint, from butterfly valve to clamp connection to air turbine, rib 3-3A	1	30/178	2/12
EG7.75.27	. PIPE, assembly, from clamp connection at diaphragm between rib 2 and 2B to butterfly valve con- nection	1	30/178	2/6

R

SERVICES

AIR TURBINE PIPES IN PORT WING

Part Number	Description	No. Off	Mati. Spec.	Plate No.
EG7.75.29	. PIPE, assembly, c/w double avica joint, from connection at diaphragm between rib 2 and 2B to clamp connection at rib 2	1	30/178	2/13
EG7.75.57	. PIPE, assembly, from sleeve joint to air turbine inboard of rib 2	1	L54	3/12
EG7.75.59	. PIPE, assembly, 2-way, from sleeve joint and turbine cooling air outlet to connection, rib 3A	1	—	3/11
EG7.75.67	. PIPE, assembly, flanged end, from gimbal joint to flange connection at leading edge rib 1A	1	30/178	2/20
EG7.75.65	. PIPE, assembly, 3-way, between sleeve joints and branch to air turbine clamp connection	1	L54	3/10
—	. PIPE, GEAR BOX BREATHER, PORT, ASSEMBLY (EG7.75.143) Spares for:	—	—	3/17
EG7.75.177	. BRACKET, pipe clip	1	L73	3/25
BELLS	. CLIP, worm drive, for pipe ends	2	—	3/23
BAS243/S.O	. CLIP, pipe support	1	—	3/27
AS5418/20	Attaching parts for AS5418/20:			
A25/2C	. Bolt, 2 BA hex. head	1	—	3/30
SP15/C	. Washer, 2 BA plain	1	—	3/29
EG7.75.173	. PIPE, flexible, 1".0 bore x 26" .0 long	1	BAS37/M	3/21
BELLS	. TAPE, bedding, 7/16" 'F' x 3/16" 'D'	QR	—	3/22
BAS23/2/J26	. PLATE, fairlead mounting, rib 2	2	L73	2/27
EG7.75.197	Attaching parts for EG7.75.197:			
A25/6C	. Bolt, 2 BA hex. head	6	—	2/32
EG7.75.189	. Piece, distance	6	L65	2/23
EG7.75.193	. Washer, retaining	6	L65	2/29
EG7.75.199	. PLATE, fairlead mounting, at diaphragm between rib 2 and rib 2B Attaching parts for EG7.75.199:	2	L73	2/25
A25/4C	. Bolt, 2 BA hex. head	6	—	2/26
EG7.75.191	. Piece, distance	6	L65	2/33
EG7.75.193	. Washer, retaining	6	L65	2/28
EG7.75.79	. RING, insulating, air pipe flange leading edge rib 1A	1	Tufnol 6G91	2/21
EG7.75.115	. RING, half, pipe at gaiter seal, leading edge rib 1	2	Tufnol 6G91	2/38
AS5403	. RING, sealing, pipe clamp connection	1	—	3/14
AS5405	. RING, sealing, pipe clamp connection	1	—	3/19
AS5406	. RING, sealing, pipe clamp connection	7	—	2/7
AS5408	. RING, sealing, pipe clamp connection	1	—	2/15
AS5413	. RING, sealing, pipe clamp connection	1	—	3/16

R

SERVICES
AIR TURBINE PIPES IN PORT WING

Ref. No.	Part No.	Description	No. off	Matl. Spec.	Cl. of Equip. M.R. L.M.	Fig. and Index
34993	E.G7.75.81	SEAL, alternator inlet, at air turbine	1	Rubber	C	2/5
28D/9140644	A.25/9C	Attaching parts for E.G7.75.81:—				
28D/9535710	A.25/11C	Bolt, 2 BA hex. head	2	—	C	2/1
34994	E.G7.75.131	Bolt, 2 BA hex. head	2	—	C	2/2
28W/9419475	SP.15C	Shim, packing	1	LA3	C	2/16
		Washer, 2 BA plain	4	—	C	2/4
34995	BELLS BA.1252	SEAL, gatter, pipe at leading edge rib 1	1	—	C	2/36
		Attaching parts for BA.1252:—				
28D/9133011	A.25/2C	Bolt, 2 BA hex. head	11	—	C	2/42
28M/1278190	AGS.2001/C/1	Nut, stiff, 2 BA	11	—	C	2/40
34996	E.G7.75.105	Plate, backing	1	L73	C	2/37
28W/9419475	SP.15/C	Washer, 2 BA plain	11	—	C	2/41
R 34997	BELLS Asbestos Ltd. BAS.16/2/F/40/2.5 or	SLEEVE, type A, ST.L	1	—	C	3/5
R 6119468	BAS.160/1/2/ 2-1/2/2-1/2 BELLS Asbestos Ltd.					
R 34998	BAS.16/2/F/52/3 or	SLEEVE, type A, ST.L	1	—	C	
R 6119469	BAS.160/1/2/ 3-1/4/3-1/4 BELLS					
32B/	BELLS	TAPE, bedding, 7/16" dia. x 3/16" bead	QR	—	—	3/2
41996	BAS.23/2/J26	TUBE, distance, bonding clips	3	—	C	3/9
27V/	AS.2808/5/055 TEDDINGTON FMP/A/5179	VALVE, butterfly, assembly	1	—		2/9
R 5W/7098	FJC/A/946	Consisting of:— ACTUATOR	1	—	A	2/10
27V/5593	FMP/A/42	VALVE	1	—	A	2/11
28DK/2691	E.B2.65.113	WASHER, 'D', pipe bonding clips	6	L72	C	3/8
	EEAS.27/30/4A	WASHER, shim, fairlead plates, between rib 2 and 2B	QR	L72	—	2/22
	EEAS.27/46/4A	WASHER, shim, failead plates, rib 2	QR	L72	—	2/24

AIR TURBINE PIPES IN STARBOARD WING

Part Number	Description	No. Off	Mtl. Spec.	Plate No.
-	AIR TURBINE PIPE IN STARBOARD WING, ASSEMBLY (EG7.75.11) Spares for:	-	-	4/8
H. K. PORTER C5642/1-3/4-2B	. CLAMP, pipe	1	-	5/14
H. K. PORTER C5642/2-3/4B	. CLAMP, pipe	1	-	5/10
H. K. PORTER C5642/3B	. CLAMP, pipe	2	-	4/12
H. K. PORTER C5642/3-3/4-4B	. CLAMP, pipe	1	-	4/6
H. K. PORTER C5642/6B	. CLAMP, pipe	1	-	5/17
H. K. PORTER C6045/30B	. CLAMP, pipe	3	-	4/16
EG7.75.113	. CLIP, bonding, joint sleeve	1	L73	5/3
EB2.55.109	. CLIP, bonding, joint sleeve	2	L72	5/4
BELLS MINOX S3	. CLIP, worm drive, joint sleeve securing	2	-	5/5
BELLS MINOX S4	. CLIP, worm drive, joint sleeve securing	2	-	5/2
BELLS MINOX S5	. CLIP, worm drive, half rings clamping	1	-	4/24
EG7.75.121	. FAIRLEAD, half, inboard rib 3, assembly Attaching parts for EG7.75.121:	1	Ferobestos	5/30
R EEAS299/50/50C	. Bolt, 2 BA 120° c'sk head	3	BAC.M37	5/31
EG7.75.123	. FAIRLEAD, half, inboard rib 3, assembly Attaching parts for EG7.75.123:	1	Ferobestos	5/20
R EEAS299/50/50C	. Bolt, 2 BA 120° c'sk head	3	BAC.M37	5/21
EG7.75.195	. FAIRLEAD, half, rib 2 Attaching parts for EG7.75.195:	2	Ferobestos	4/35
A25/5C	. Bolt, 2 BA hex. head	6	-	4/33
AGS2001/C/1	. Nut, stiff, 2 BA	6	-	4/36
SP15/C	. Washer, 2 BA plain	12	-	4/34
AVICA CE7019	. JOINT, bellows and gimbal, between rib 1 and 2A	1	-	4/18
EG7.75.13	. PIPE, assembly, bend, c/w avica joint, from butterfly valve to air turbine inlet clamp connection	1	30/170	4/9
EG7.75.15	. PIPE, assembly, from clamp connection rib 2 to avica joint clamp connection outboard of rib 2A	1	30/178	4/17
EG7.75.17	. PIPE, assembly, c/w avica joint, from clamp connection to butterfly valve clamp between ribs 2 and 2B	1	30/170	4/15
EG7.75.57	. PIPE, assembly, from sleeve joint to air turbine cooling air outlet between rib 3 and 3A	1	L54	5/12
EG7.75.59	. PIPE, assembly, 3-way, from sleeve joint and turbine cooling air outlet to connection, rib 3	1	-	5/16

SERVICES

AIR TURBINE PIPES IN STARBOARD WING

Part Number	Description	No. Off	Matl. Spec.	Plate No.	1 2 3 4 5 6					
EG7.75.91	. PIPE, assembly, from connection at rib 1A to avica joint connection between rib 1 and 2	1	30/178	4/19						
-	. PIPE, GEAR BOX BREATHER OUTLET, ASSEMBLY (EG7.75.133) Spares for:	-	-	5/19						
EG7.75.171 BELLS	. BRACKET, pipe clip	1	L73	5/28						
BAS243/S.O. AS5418/20	. CLIP, worm drive, minox	1	-	5/23						
	. CLIP, 'P'	1	-	5/27						
	Attaching parts for AS5418/20:									
A25/2C AGS2001/C/1 SP16/C	. Bolt, 2BA hex. head	1	-	5/29						
	. Nut, stiff, 2 BA	1	-	5/25						
	. Washer, 2 BA, plain	1	-	5/26						
EG7.75.173 BELLS	. PIPE, flexible, 1".0 bore x 26".0 long	1	BAS.37/M	5/24						
BAS23/2/J26 EG7.75.65	. TAPE, bedding, 7/16" 'F' x 3/16" 'D'	QR	-	5/22						
	. PIPE, assembly, 3-way, between sleeve joint and branch to air turbine, cooling air outlet line, between rib 3 and 3A	1	L54	5/13						
EG7.75.197	. PLATE, fairlead mounting, rib 2 Attaching parts for EG7.75.197:	2	L73	4/22						
A25/6C EG7.75.189 EG7.75.193	. Bolt, 2BA hex. head	6	-	4/21						
	. Piece, distance	6	L65	4/25						
	. Washer, retaining	6	L65	4/23						
R EG7.75.79	. RING, installation air pipe flange to leading edge rib 1A	1	Tufnol 6G91	4/20						
EG7.75.115	. RING, half, pipe at gaiter seal, leading edge rib 1	2	Tufnol 6G91	4/29						
AS5403	. RING, sealing, pipe clamp connection	1	-	5/15						
AS5405	. RING, sealing, pipe clamp connection	1	-	5/11						
AS5406	. RING, sealing, pipe clamp connection	5	-	4/13						
AS5408	. RING, sealing, pipe clamp connection	1	-	4/7						
AS5413	. RING, sealing, pipe clamp connection	1	-	5/18						
EG7.75.81	. SEAL, alternator inlet, at air turbine Attaching parts for EG7.75.81:	1	Rubber	4/4						
A25/5C A25/8C	. Bolt, 2BA hex. head	2	-	4/1						
EG7.75.131 SP15/C	. Bolt, 2BA hex. head	2	-	4/2						
	. Shim, packing	1	LA3	4/5						
	. Washer, 2BA plain	4	-	4/3						
BELLS BA1252	. SEAL, gaiter, pipe at leading edge rib 1 Attaching parts for BA1252:	1	-	4/31						
A25/2C AGS2001/C/1 EG7.75.106 SP15/C	. Bolt, 2BA, hex. head	11	-	4/27						
	. Nut, stiff, 2BA	11	-	4/32						
	. Plate, backing	1	L73	4/30						
	. Washer, 2BA plain	11	-	4/28						

SERVICES

AIR TURBINE PIPES IN STARBOARD WING

Part Number	Description	No. Off	Matl. Spec.	Plate No.	
					1
BELLS Asbestos Ltd. BAS16/2/F/40/2.5 or BAS160/1/2/ 2-1/2/2-1/2	. SLEEVE, type A,ST.L	1	-		
BELLS Asbestos Ltd. BAS16/2/F/52/3 or BAS160/1/2/ 3-1/4/3-1/4	. SLEEVE, type A,ST.L	1	-	5/8	
BELLS BAS23/2/J26	. TAPE, bedding, 7/16" 'F' dia. x 3/16" bead	QR	-	5/1	
AS2808/5/055	. TUBE, distance, bonding clips	3	-	5/9	
TEDDINGTON FMP/A/5179	. VALVE, butterfly, assembly Consisting of:-	1	-	4/14	
FJC/A/946	. . ACTUATOR	1	-	4/10	
FMP/A/42	. . VALVE	1	-	4/11	
EB2.55.113	. WASHER, 'D', pipe bonding clips	6	L72	5/6	
EEAS27/30/4A	. WASHER, shim, fairlead plates rib 2	QR	L72	4/26	

R

SERVICES

AIR TURBINE PIPES IN STARBOARD WING

Part Number	Description 1 2 3 4 5 6	No. Off	Matl. Spec.	Plate No.

SERVICES

AIR VENTILATED SUIT IN CENTRE FUSELAGE

Ref. No.	Part No.	Description 1 2 3 4 5 6 7	No. off	Mati. Spec.	Cl. of Equip. M.R. L.M.	Fig. and Index	
	—	AIR VENTILATED SUIT SYSTEM IN CENTRE	—	—	—	6/17	
		FUSELAGE, ASSEMBLY (E.G7.75.229) (Pre and Post Mod. 5216 Parts A and B) Spares for:—					
	—	AIR VENTILATED SUIT SYSTEM, REAR	—	—	—	6/23	
		FUSELAGE, FRAMES 13 TO 21, ASSEMBLY (E.G7.75.205) Spares for:—					
R	28D/9436920	A25/1C	BOLT, 2 BA (Mod. 5216 Part B)	3	—	C	
R	28D/9133011	A25/2C	BOLT, 2 BA (Mod. 5216 Part B)	1	—	C	
R		E.G7.75.221	BRACKET, (Pre Mod. 5216 Part A)	1	—	—	
		Attaching parts:—					
R	28D/1008149	A25/2B	Bolt, 4 BA	2	—	C	
R	28M/1278189	AGS.2001/B/1	Nut, stiff, 4 BA	2	—	C	
R	28W/9419465	SP13/ B	Washer	2	—	C	
R	28E/14201	AS.3181/18/C	CLIP, "P" (Pre-Mod. 5216 Part A)	6	—	C	
R	26DK/11971	EEAS.143/15H	CLIP, pipe, 1" o/d bonding (Pre-Alt. R60/91)	3	L72	C	6/22
		(Mod. 5101) (Pre-Mod. 5216 Part A)					
		or					
R	5K/2231767	AS.4525/16	CLIP, pipe (Alt. R60/91) (Mod. 5101)	3	—	C	
R	6879	EEAS.143/28H	CLIP, pipe, 1-1/4" o/d bonding (Pre-Alt. R60/91) (Mod. 5101)	3	L72	C	6/13
		or					
R	5K/2231768	AS.4525/20	CLIP, pipe (Alt. R60/91) (Mod. 5101)	3	—	C	
	15181	E.B6.75.213	CLIP, pipe saddle, aft of frame 20	3	L72	C	6/14
		Attaching parts for E.B6.75.213:—					
	28D/9133011	A25/2C	Bolt, 2 BA hex. head (at 2 positions)	2	—	C	6/7
	28D/9133012	A25/3C	Bolt, 2 BA hex. head (at 2 positions)	2	—	C	6/8
	28M/1278190	AGS.2001/C/1	Nut, stiff, 2 BA	2	—	C	6/16
	28W/9419475	SP15/C	Washer, 2 BA plain	2	—	C	6/15
R	5K/7000206	AS.3360/B/4/B	LEAD, bonding (Pre-Mod. 5216 Part A)	5	—	C	
R	5K/7000206	AS.3360/B/4B	LEAD, bonding (Mod. 5216 Part A)	4	—	C	
R	5995-99-1037444	AS.3360/C/4/C	LEAD, bonding (Pre-Mod. 5216 Part A)	3	—	C	
R	5995-99-1037444	AS.3360/C/4/C	LEAD, bonding (Mod. 5216 Part A)	1	—	C	
R	28F/9486111	AGS.1142/H	NIPPLE (Pre-Mod. 5216 Part A)	1	—	C	
R		AGS.2120/H	NIPPLE (Pre-Mod. 5216 Part A)	4	—	C	
	28474	E.B6.75.593	PACKING, fibre	1	LFS21	C	6/9
R	28P/9719567	SP90/C4	RIN, split (Mod. 5216 Part B)	1	—	C	
R		E.G7.75.207	PIPE, assembly, from coupling forward of frame 13 to coupling forward of frame 14, port, 1" o/d x 20 SWG (Pre-Mod. 5216 Part A)	1	L56	—	6/33
R		E.G7.75.209	PIPE, assembly, from coupling forward of frame 14 to coupling forward of frame 17, port 1" o/d x 20 SWG (Pre-Mod. 5216 Part A)	1	L56	—	6/34
R		E.G7.75.211	PIPE, assembly, from coupling forward of frame 17 to coupling forward of frame 19, port, 1" o/d x 20 SWG (Pre Mod. 5216 Part A)	1	L56	—	6/35
R		E.G7.75.533	PIPE, assembly, from coupling aft of frame 19 to tee joint aft of frame 20, 1" o/d x 20 SWG (Pre-Mod. 5216 Part A)	1	L56	—	6/36

SERVICES

AIR VENTILATED SUIT IN CENTRE FUSELAGE

Part Number	Description 1 2 3 4 5 6	No. Off	Matl. Spec.	Plate No.

SERVICES

AIR VENTILATED SUIT IN CENTRE FUSELAGE

Part Number	1 2 3 4 5 6	Description	No. Off	Matl. Spec.	Plate No.
EG7.75.353		. . BRACKET, angle, for pipe clip (Pre Mod 5216, Part A)	1	S510	7/37
EG7.75.699		. . BRACKET, relief valve support, forward of frame 13, starboard, assembly (Pre Mod 5216, Part A)	1	L72	7/3
A25/3C		Attaching parts for EG7.75.699:—			
AGS2001/C/1		. . Bolt, 2 BA, hex. head	2	—	7/12
SP15/C		. . Nut, stiff, 2 BA	2	—	7/10
		. . Washer, 2 BA plain	2	—	7/11
KING A/C					
C5642/1-1/4-1-1/2B		. . CLAMP, pipe, for water extractor connecting pipes (Pre Mod 5216, Part A)	2	—	6/1
EB7.75.5073		. . CLIP, pipe saddle, forward of frame 13, starboard (Pre Mod 5216, Part A)	1	L72	7/26
		Attaching parts for EB7.75.5073:—			
A25/13C		. . Bolt, 2 BA, hex. head	2	—	7/21
AGS2001/C/1		. . Nut, stiff, 2 BA	2	—	7/24
EB7.75.5069		. . Packing	1	LFS21	7/22
SP15/C		. . Washer, 2 BA plain	2	—	7/23
AGS1236/A		. . CONE, cap (Mod 5216, Part B)	1	—	
EC3.75.75		. . CONNECTOR, water extractor vent pipe	1	DTD423	6/30
—		. . CONNECTION, GROUND CHARGING AND BREAKAWAY FORWARD OF FRAME 13, STARBOARD, INSTALLATION (EG7.75.233)	—	—	7/4
		Spares for:—			
NORMALAIR 512070		. . . CONNECTION, breakaway, ground charging	1	—	7/19
		Attaching parts for 512070:—			
AS1242/2C		. . . Bolt, 2 BA c'sk head	4	—	7/20
EB6.75.957		. . . Packing	1	—	
—		. . CONNECTION, GROUND CHARGING AND BREAKAWAY (REPAIR) (EG7.75.233, SHT 2) (Mod 5216, Part B)	—	—	
GODFREY 119173		. . EXTRACTOR, water, WE5, Mk.9 (Pre Mod 5216, Part A)	1	—	6/5
		Attaching parts for 119173:—			
AGS605/5		. . Clip, hose (Pre-Alt. R60/91) (Mod 5101)	2	—	6/12
or					
SP91/P		. . Clip, hose (Alt. R60/91) (Mod 5101)	2	—	
SP91/R		. . Clip, hose	1	—	6/4
SP91/K		. . Clip, hose	2	—	6/10
EG7.75.385A		. . Lagging, hard, top	1	L44	8/3
EG7.75.386A		. . Lagging, hard, bottom	1	L44	6/11
EA4.75.293		. . FILTER, at reducing valve, assembly (Pre Mod 5216, Part A)	1	—	7/27
AGS2120/H		. . NIPPLE, coupling, aft of frame 12 (Pre Mod 5216, Part A)	1	—	7/48
		Attaching parts for AGS2120/H:—			
SP91/K		. . Clip, hose	2	—	7/49
EG7.75.399A		. . Cover, outer	2	L44	7/50
SP90/C5		. . PIN, split (Mod 5216, Part B)	1	—	

SERVICES

AIR VENTILATED SUIT IN CENTRE FUSELAGE

Part Number	Description	No. Off	Matl. Spec.	Plate No.	
					1
EG7.75.359	. . . PIPE, assembly, water extractor drain forward of frame 13, 3/16" o/d x 20 SWG (Pre Mod 5216, Part A)	1	L56	6/29	
EG7.75.361	. . . PIPE, assembly, from heat exchanger coupling aft of frame 11 to coupling aft of frame 12, 1" o/d x 20 SWG (Pre Mod 5216, Part A)	1	L56	7/60	
	Attaching parts for EG7.75.361:-				
SP91/K	. . . Clip, hose	4	-	7/47	
EG7.75.381A	. . . Cover, outer	1	-	7/56	
EG7.75.382A	. . . Cover, outer	1	-	7/57	
EG7.75.467A	. . . Cover, outer	1	-	7/61	
EG7.75.469A	. . . Cover, outer	1	-	7/62	
EG7.75.485A	. . . Cover, outer	2	-	7/46	
EG7.75.363	. . . PIPE, assembly, from heat exchanger aft of frame 11 to coupling forward of frame 13, 1" o/d x 22 SWG (Pre Mod 5216, Part A)	1	L56	7/55	
	Attaching parts for EG7.75.363:-				
SP91/K	. . . Clip, hose	5	-	7/54	
EG7.75.379A	. . . Cover, outer	1	-	7/59	
EG7.75.380A	. . . Cover, outer	1	-	7/59	
EG7.75.449A	. . . Cover, outer	1	-	7/38	
EG7.75.451A	. . . Cover, outer	1	-	7/39	
EG7.75.463A	. . . Cover, outer	1	-	7/43	
EG7.75.465A	. . . Cover, outer	1	-	7/44	
EG7.75.485A	. . . Cover, outer	2	-	7/65	
EG7.75.365	. . . PIPE, assembly, from coupling aft of frame 12 to water extractor inlet connection (Pre Mod 5216, Part A)	1	L54	7/45	
	Attaching parts for EG7.75.365:-				
SP91/K	. . . Clip, hose	5	-	7/40	
EG7.75.383A	. . . Cover, outer	1	-	7/41	
EG7.75.384A	. . . Cover, outer	1	-	7/42	
EG7.75.453A	. . . Cover, outer	1	-	7/35	
EG7.75.455A	. . . Cover, outer	1	-	7/36	
EG7.75.367	. . . PIPE, assembly, from water extractor outlet connection to reducing valve coupling forward of frame 13 (Pre Mod 5216, Part A)	1	L54	7/34	
	Attaching parts for EG7.75.367:-				
SP91/K	. . . Clip, hose	4	-	7/29	
EG7.75.387A	. . . Cover, outer	1	-	7/32	
EG7.75.388A	. . . Cover, outer	1	-	7/33	
EG7.75.445A	. . . Cover, outer	1	-	7/30	
EG7.75.447A	. . . Cover, outer	1	-	7/31	
EG7.75.369	. . . PIPE, assembly, from reducing valve to junction block forward of frame 13, 1" o/d x 20 SWG (Pre Mod 5216, Part A)	1	L56	7/9	
	Attaching parts for EG7.75.369:-				
SP91/K	. . . Clip, hose	2	-	7/7	
EG7.75.389A	. . . Cover, outer	2	L44	7/8	
EG7.75.703	. . . PIPE, assembly, from junction block to non-return valve forward of frame 13, starboard, 1" o/d x 20 SWG (Pre Mod 5216, Part A)	1	L54	7/68	
EG7.75.373	. . . PIPE, assembly, from non-return valve to tee piece forward of frame 13, starboard, 1" o/d x 20 SWG (Pre Mod 5216, Part A)	1	L56	7/75	
EG7.75.371	. . . PIPE, assembly (Aircraft WJ977 only) (Pre Mod 5216, Part A)	1	-		

SERVICES

AIR VENTILATED SUIT IN CENTRE FUSELAGE

Part Number	Description	No. Off	Matl. Spec.	Plate No.
R EG7.75.375	. . PIPE, assembly, from ground charging connection to non-return valve forward of frame 13, starboard (Pre Mod 5216, Part A) Attaching parts for EG7.75.375:—	1	L54	6/21
SP91/K	. . Clip, hose	1	—	6/28
EG7.75.395A	. . Cover, outer	1	L44	6/26
EG7.75.396A	. . Cover, outer	1	L44	6/27
R EG7.75.377	. . PIPE, assembly, from non-return valve to tee piece forward of frame 13, starboard 1" o/d x 20 SWG (Pre Mod 5216, Part A) Attaching parts for EG7.75.377:—	1	L54	7/65
SP91/K	. . Clip, hose	1	—	7/66
EG7.75.397A	. . Cover, outer	1	L44	7/63
EG7.75.398A	. . Cover, outer	1	L44	7/64
R AS2227/604	. . RIVET (Mod 5216, Part B)	1	—	
R EB7.75.5265	. . SEAL, at water extractor clamp connections (Pre Mod 5216, Part A)	2	Silastic	6/2
R AGS904/A	. . SLEEVE, outer (Mod 5216, Part B)	1	—	
—	. . STRUCTURE, WATER EXTRACTOR SUPPORT, ASSEMBLY (EG7.75.325) Spares for:—	—	—	6/38
R EG7.75.323	. . BRACKET, assembly (Pre Mod 5216, Part A) Attaching parts for EG7.75.323:—	2	L72	6/37
A25/3C	. . Bolt, 2 BA, hex. head	3	—	6/39
AGS2002/C/1	. . Nut, stiff, 2 BA	3	—	6/41
4101/10/¼	. . Screw, self tapper, round head	1	—	6/32
SP15/C	. . Washer, 2 BA plain	3	—	6/40
R AS2228/606	. . RIVET (Mod 5216, Part B)	4	—	
EEAS20/2/DR	. . TAB, locking, water extractor drain pipe coupling	1	L72	6/31
R AGS1119/H	. . UNION, tee coupling, (Pre Mod 5216, Part A) Attaching parts for AGS1119/H:—	1	—	7/69
SP91/K	. . Clip, hose	2	—	7/70
EG7.75.481A	. . Cover, outer	1	L44	7/71
EG7.75.483A	. . COVER, outer	1	L44	7/72
R F.R. LTD				
9811125/H	. . VALVE, non-return (Pre Mod 5216, Part A) Attaching parts for 9811125/H:—	2	—	7/67
SP91/K	. . Clip, hose	6	—	7/51
EG7.75.393	. . Cover, outer	2	L44	7/52
EG7.75.479A	. . Cover, outer	1	L44	7/73
EG7.75.489A	. . Cover, outer	1	L44	7/74
R HYMATIC				
RAV158-002	. . VALVE, relief (Pre Mod 5216, Part A)	1	—	7/1
R HYMATIC				
PAS148-094	. . VALVE, reducing (Pre Mod 5216, Part A)	1	—	7/25

SERVICES

AIR VENTILATED SUIT IN FRONT FUSELAGE

Ref. No.	Part No.	Description	No. off	Matl. Spec.	Ct. of Equip. M.R. L.M.	Fig. and Index
	—	AIR VENTILATED SUIT SYSTEM IN FRONT FUSELAGE ASSEMBLY (E.G7.75.333)	—	—	—	8/1
R	6734 34B/9437518	EEAS.136 ↑ —	1 OR —	L72 — —	C C —	9/1 9/26 9/38
R	28F/9996122	AGS.1112/H BODY, union, flanged, bulkhead (Pre-Mod. 5216 Part A)	1	—	C	9/35
	28D/1200119	A.25/4C Bolt, 2 BA hex. head	6	—	C	9/34
	28M/9433473	AGS.2002/C/1 Nut, stiff, 2 BA	6	—	C	9/32
	26DK/5946	EEAS.20/3/EU Tab, locking	2	S515	C	9/30
	28F/14657	AGS.1115/10 Washer, plate	1	—	C	9/37
	37856	E.A4.75.253 Washer, sealing	1	—	C	9/36
	28W/9419402	SP.13/C Washer, 2 BA plain	5	—	C	9/31
R	28D/9436920	A25/1C E.G7.75.735	6 1	— L72	C LM	
R	28W/9419475	SP15/C WASHER, 2 BA (Mod. 5216 Part B)	6	— 18 SWG	C	
R	33350	E.B6.75.1037 DUCTING, 'flexflyte', from pilot's control valve tapered pipe to 4-way piece at pressure bulkhead (Pre-Mod. 5216 Part A)	1	—	C	8/8
	—	PIECE, 4-WAY, AT PRESSURE BULKHEAD, INSTALLATION (E.G7.75.319)	—	—	—	8/29
R	33354	E.B6.75.1033 ADAPTOR, pipe, pilot's supply line (Pre-Mod. 5216 Part A)	1	L65	C	8/31
R	33355	E.B6.75.1043 CLIP, bridge, 4-way piece support (Pre Mod. 5216 Part A)	2	L54	C	8/28
	28D/1011021	A.25/16C Bolt, 2 BA hex. head	2	—	C	8/26
	28W/9419402	SP.13/C Washer, 2 BA plain	2	—	C	8/24
R	28E/9429463	AGS.605/0 or SP.91/C CLIP, hose (Pre-Alt. R60/91) (Mod. 5101) (Pre-Mod. 5216 Part A)	1	—	C	8/30
R	28E/9712163	SP.91/C CLIP, hose (Alt. R60/91) (Mod. 5101)	1	—	C	
R	28E/1006260	AS.3180/13B CLIP, 'P' (Pre-Mod. 5216 Part A)	1	—	C	8/27
	28D/1010658	A.25/1B EEAS.21/2/BR Attaching parts for AS.3180/13B:— Bolt, 4 BA hex. head	1	—	C	8/32
		Washer, 'D'	1	L72	—	8/33
R		E.G7.75.459 PLATE, mounting, assembly (Pre-Mod. 5216 Part A)	1	L72	—	8/18
R	28D/9436920	A.25/1C Bolt, 2 BA hex. head ("4 off" Mod. 5216 Part B)	2	—	C	8/17
	28D/7002428	A.25/6C Bolt, 2 BA hex. head	2	—	C	8/25
	28W/9419402	AS.2811/5/050 Tube, distance	2	L62	—	8/19
		SP.13/C Washer, 2 BA plain	4	—	C	8/23
R	28F/8011823	AGS.904/H SLEEVE, outer, 1" pipe (Pre-Mod. 5216 Part A)	1	—	C	8/16
R	28F/4663954	AGS.1126/3 UNION, 4-way piece, unequal, 1" x 5/8" o/d (Pre-Mod. 5216 Part A)	1	—	C	8/22
R	6101400	E.G7.75.335 PIPE, assembly, transverse from 4-way union to coupling aft of frame 8, starboard, 1" o/d x 20 SWG (Pre-Mod 5216 Part A)	1	L54	B	9/16
	28E/6250283	SP.91/J Clip, hose	4	—	C	9/17
	6101381	E.G7.75.429A Cover, outer	1	L44	C	9/14
	6101382	E.G7.75.430A Cover, outer	1	L44	C	9/15

SERVICES
AIR VENTILATED SUIT IN FRONT FUSELAGE

Ref. No.	Part No.	Description 1 2 3 4 5 6 7	No. off	Matl. Spec.	Cl. of Equip. M.R. L.M.	Fig. and Index	
R	E.G7.75.337	PIPE, assembly, from 4-way union to navigator's valve connections at pressure bulkhead, 5/8" o/d x 22 SWG (Pre-Mod. 5216 Part A)	1	L56	—	8/5	
R	6101399	E.G7.75.339	PIPE, assembly, from 4-way union to A.E.O.'s valve connection at pressure bulkhead, 5/8" o/d x 22 SWG (Pre-Mod. 5216 Part A)	1	L56	B	8/2
R	E.G7.75.349	PIPE, assembly, from coupling aft of frame 8 to connection at pressure bulkhead, starboard, 1" o/d x 20 SWG (Pre-Mod. 5216 Part A)	1	L54	—	9/2	
	28E/6250283	SP.91/J E.G7.75.495A E.G7.75.497A	Attaching parts for E.G7.75.349:— Clip, hose Cover, outer Cover, outer	2 1 1	— L44 L44	C — —	9/3 9/4 9/5
R	E.G7.75.351	PIPE, assembly, from coupling at pressure bulkhead ... to tee union aft of frame 12A, starboard, 1" o/d x 20 SWG (Pre-Mod. 5216 Part A)	1	L56	—	9/8	
	28E/6250283	SP.91/J E.G7.75.423A E.G7.75.424A E.G7.75.425A E.G7.75.426A	Attaching parts for E.G7.75.351:— Clip, hose Cover, outer Cover, outer Cover, outer Cover, outer	8 1 1 1 1	— L44 L44 L44 L44	C — — — —	9/11 9/9 9/10 9/12 9/13
	6101379	E.G7.75.427A	Cover, outer	1	L44	C	9/16
	6101380	E.G7.75.428A	Cover, outer	1	L44	C	9/7
R	33351	E.B6.75.975	PIPE, flexible, assembly, navigator's and A.E.O.'s air vent suit connection (Pre-Mod. 5216 Part A)	2	Rubber	C	8/3
R	34437	E.G5.75.29	PIPE, flexible, pilot's air vent connection (Pre-Mod. 5216 Part A)	1	Rubber	C	8/4
R	28Q/9450595	AS.2227/403	RIVET (Mod. 5216 Part B)	2	—	C	
R		AS.2810/5/070	TUBE, distance, for clipping aft of frame 10 (Pre-Mod. 5216 Part A)	1	L62	—	9/22
R		AS.2810/5/050	TUBE, distance, for clipping aft of frame 10 (Pre-Mod. 5216 Part A)	1	L62	—	9/24
		—	VALVE, NAVIGATOR'S AND A.E.O.'s, INSTALLATION (E.G7.75.321) Spares for:—	—	—	—	9/39
R		E.B6.75.1095	MEMBER, 'Z', assembly	1	L72	—	9/20
R		E.G7.75.709	PACKING, for navigator's valve (Pre-Mod. 5216 Part A)	1	L72	—	9/28
		E.G7.75.711	PLATE, mounting assembly	1	L72	—	9/33
	28D/9436920	A.25/1C	Attaching parts for E.G7.75.711:— Bolt, 2 BA hex. head	5	—	C	9/19
R		E.C4.75.19	VALVE, CONTROL, ASSEMBLY (Pre-Mod. 5216 Part A) Consisting of:—	2	—	—	9/25
R	27VA/4625397	DUNLOP	SOCKET, quick release	1	—	C	9/18
	27DK/4631315	A.C.O.23654 NORMALAIR 513390 DUNLOP A.C.O.24094	VALVE, manual control	1	—	A	9/27
	30A/9146066	†	WASHER, sealing	1	—	—	9/21
			WIRE, locking, 18 SWG	QR	DTD.189	C	9/23
	28M/9433473	AGS.2002/C/1	Attaching parts for E.C4.75.19:— Nut, stiff, 2 BA	4	—	C	9/29

SERVICES
AIR VENTILATED SUIT IN FRONT FUSELAGE

Ref. No.	Part No.	Description							No. off	Matl. Spec.	Cl. of Equip. M.R. L.M.	Fig. and Index
		1	2	3	4	5	6	7				
	—	VALVE, PILOT'S CONTROL, INSTALLATION							—	—	—	8/20
		(E.G.7.75.521)										
		Spares for:—										
R	33339 E.B6.75.1099	PIPE, taper, assembly, for connecting flexflyte pipe to control valve, 3/4" x 5/8" o/d (Pre-Mod. 5216 Part A)							1	L54	C	8/21
R	28Q/ AS.2228/604	RIVET (Mod. 5216 Part B)							1	—	—	
R	E.C.4.75.19	VALVE, CONTROL, ASSEMBLY							1	—	—	8/13
		(Pre-Mod. 5216 Part A)										
		Consisting of:—										
R	27VA/4625397 DUNLOP	SOCKET, quick release (Pre-Mod. 5216 Part A)							1	—	C	8/6
		ACO,23654										
R	27KD/4631315 NORMALAIR	VALVE, manual control (Pre-Mod. 5216 Part A)							1	—	A	8/14
		513390										
R	DUNLOP	WASHER, sealing (Pre-Mod. 5216 Part A)							1	—		8/10
		ACO.24094										
	30A/9146066 †	WIRE, locking, 18 SWG							QR	DTD.189	C	8/9
		Attaching parts for E.C.4.75.19:—										
	28D/9133011 A.25/2C	Bolt, 2 BA hex. head							2	—	C	8/11
	28W/9419402 SP.13/C	Washer, 2 BA plain							2	—	C	8/12
R	18852 EEAS.21/2/DR	WASHER, 'D' clip attachment (Pre-Mod. 5216 Part A)							3	L72	C	8/15
R	18852 EEAS.21/2/DR	WASHER, 'D', clip attachment (Pre-Mod. 5216 Part A)							4	L72	C	8/7

SERVICES

CABIN PRESSURE SYSTEM IN FRONT FUSELAGE

Part Number	Description	No. Off	Matl. Spec.	Plate No.	
					1
-	CABIN PRESSURE SYSTEM IN FRONT FUSELAGE ASSEMBLY (EG7.75.3) (Pre Mod 5466)	-	-	10/7	
-	CABIN PRESSURE SYSTEM IN FRONT FUSELAGE ASSEMBLY (EG7.75.5003) (Mod 5466)	-	-	10A/1	
	Spares for:-				
EA3.75.83	. ADAPTER, non-return valve mounting	1	L122	14/18	
EA3.75.5061	. ADAPTER, flexible pipe to main air pipe aft of frame 1	1	L54	17/1	
GODFREY 22688	. ADAPTER, water extractor drain	1	-	17/11	
EG7.75.255	. ANGLE, mounting, air pipe aft of frame 12 Attaching parts for EG7.75.255:-	1	L73	12/7	
A25/1C	. Bolt, 2 BA hex. head	2	-	12/6	
AGS2001/C/1	. Nut, stiff, 2 BA	2	-	12/9	
SP15/C	. Washer, 2 BA plain	2	-	12/8	
EG4.75.311	. BOX, 'punkah' louvre assembly Attaching parts for EG4.75.311:-	1	L54	10/28	
A25/5C	. Bolt, 2 BA hex. head	2	-	10/27	
AGS2001/C/1	. Nut, stiff, 2 BA	2	-	10/33	
AS2810/25/041	. Tube, distance	2	L62	10/25	
SP15/C	. Washer, 2 BA plain	2	-	10/34	
EB7.75.35	. BRACKET, 'punkah' louvre mounting Attaching parts for EB7.75.35:-	1	L72	10/35	
A25/1B	. Bolt, 4 BA hex. head	1	-	10/36	
AGS2001/B/1	. Nut, stiff, 4 BA	1	-	10/31	
4101/10/3/8	. Screw, self tapping, round head	1	-	10/37	
SP15/B	. Washer, 4 BA plain	1	-	10/32	
EB7.75.37	. BRACKET, 'punkah' louvre mounting Attaching parts for EB7.75.37:-	1	L72	10/26	
A25/1B	. Bolt, 4 BA hex. head	1	-	10/38	
AGS2001/B/1	. Nut, stiff, 4 BA	1	-	10/29	
4101/10/3/8	. Screw, self tapping, round head	1	-	10/39	
SP15/B	. Washer, 4 BA plain	1	-	10/30	
EA3.75.177	. BRACKET, pipe support clip	2	L72	16/6	
EB6.75.369	. BRACKET, water extractor forward support, assembly Attaching parts for EB6.75.369:-	1	-	17/13	
A25/11C	. Bolt, 2 BA hex. head	4	-	17/18	
AGS2001/C/1	. Nut, stiff, 2 BA	4	-	17/14	
AS2811/5/093	. Tube, distance	4	L62	17/16	
SP15/C	. Washer, 2 BA plain	4	-	17/15	
EG7.75.471	. BRACKET, mounting and strap guide, assembly	3	L72	15/1	
EA3.75.483	. BRACKET, mounting (Pre Mod 5466) Attaching parts for EA3.75.483:-	1	L59	10/20	
A25/1C	. Bolt, 2 BA hex. head	2	-	10/21	
AGS2001/C/1	. Nut, stiff, 2 BA	2	-	10/24	
EG7.80.1967	. Packing, 16 SWG	1	L72	10/22	
SP15/C	. Washer, 2 BA plain	2	-	10/23	
EA3.75.547	. BRACKET, PIPE SUPPORT CLIP	1	L72	14/1	
EB6.75.591	. BRACKET Attaching parts for EB6.75.591:-	1	-	17/20	
A25/11C	. Bolt, 2 BA hex. head	4	-	17/19	
AGS2001/C/1	. Nut, stiff, 2 BA	4	-	17/23	
AS2811/5/093	. Tube, distance	4	L62	17/21	
SP15/C	. Washer, 2 BA plain	4	-	17/22	

SERVICES

CABIN PRESSURE SYSTEM IN FRONT FUSELAGE

Part Number	Description	No. Off	Mati. Spec.	Plate No.
EEAS136	. BRACKET, pipe clip support	2	L72	15/15
EG7.75.241	. CHANNEL, MOUNTING, HEAT EXCHANGER ASSEMBLY (Pre-Mod.5216, Part A) Spares for:—	1	—	15/4
EG7.75.243	. . CHANNEL, mounting	1	L72	15/14
EG7.75.245	. . CHANNEL, assembly Attaching parts for EG7.75.245:—	2	L72	15/13
A25/1C	. . Bolt, 2BA hex. head	8	—	15/10
AGS2001/C/1	. . Nut, stiff, 2BA	8	—	15/12
SP15/C	. . Washer, 2BA plain	8	—	15/11
EG7.75.253	. . STAY Attaching parts for EG7.75.241:—	1	L72	15/3
A25/1C	. Bolt, 2BA hex. head	2	—	15/2
A25/2C	. Bolt, 2BA hex. head	4	—	15/5
AGS2001/C/1	. Nut, stiff, 2BA	6	—	15/8
SP15/C	. Washer, 2BA plain	6	—	15/8
EEAS237/2A	. Washer, 'D'	4	L72	15/7
EG7.75.457	. CLEAT, pipe support clip	1	L72	15/9
EA2.75.37	. CLIP, pipe, aft of frame 1, port Attaching parts for EA2.75.37:—	2	L72	16/9
A25/1C	. Bolt, 2BA hex. head	4	—	16/5
AGS2001/C/1	. Nut, stiff, 2BA	4	—	16/8
SP15/C	. Washer, 2BA plain	4	—	16/7
EA1.75.105	. CLIP, pipe, at frame 2 and 6 Attaching parts for EA1.75.105:—	2	L72	10/3
A25/1C	. Bolt, 2BA hex. head	4	—	10/4
AGS2001/C/1	. Nut, stiff, 2BA	4	—	10/9
SP15/C	. Washer, 2BA plain	4	—	10/8
AS5418-18	. CLIP, hose (Mod.5466) Attaching parts for AS5418-18	1	—	10A/2
A25/1C	. Bolt, 2BA	1	—	10A/3
AGS2001/C/1-66	. Nut, stiff, 2BA	1	—	10A/4
SP124/D	. Washer	1	—	10A/5
AS5418-18	. CLIP, hose (Mod.5466) Attaching parts for AS5418-18:—	1	—	10A/6
EEAS552/1	. Bobbin	1	—	10A/7
A25/4C	. Bolt, 2BA	1	—	10A/8
AGS2001/C/1-66	. Nut, stiff, 2BA	1	—	10A/9
SP124/D	. Washer	1	—	10A/10
EG7.75.309	. CONNECTION, hose, 2.5" i/d x 3" long, at frames 6 and 9 Attaching parts for EG7.75.309:—	2	Asbestos or L44	12/60
AGS605/3	. Clip, hose (Pre-Alt. R60/91) (Mod.5101)	2	—	12/59
or				
SP91/L	. Clip, hose (Alt. R60/91) (Mod.5101)	2	—	
AGS605/5	. Clip, hose (Pre-Alt. R60/91) (Mod.5101)	2	—	12/58
or				
SP91/P	. Clip, hose (Alt. R60/91) (Mod.5101)	2	—	
EG7.75.315A	. Cover, outer, at frame 9	2	L44	12/61
EG7.75.419	. CONNECTION, hose, 2.5" i/d x 2.0" long	6	Asbestos or L44	16/3

SERVICES

CABIN PRESSURE SYSTEM IN FRONT FUSELAGE

Part Number	Description	No. Off	Matl. Spec.	Plate No.
EB7.75.125	. CONNECTOR, flanged, main pipe, frame 3 Attaching parts for EB7.75.125:-	1	L44	16/12
A25/2B	. Bolt, 4 BA hex. head	6	-	16/14
AGS2001/B/1	. Nut, stiff, 4 BA	6	-	16/10
EB7.75.129	. Ring, half bolt	2	L59	16/13
SP15/B	. Washer, 2 BA plain	6	-	16/11
EB7.75.126	. Connector, flanged, main pipe, frame 4 Attaching parts for EB7.75.126:-	1	L44	16/19
A25/2B	. Bolt, 4 BA hex. head	6	-	16/18
AGS2001/B/1	. Nut, stiff, 4 BA	6	-	16/15
EB7.75.129	. Ring, half bolt	2	L59	16/17
SP15/B	. Washer, 4 BA plain	6	-	16/16
EB7.75.127	. CONNECTOR, flanged, main pipe, frame 5 Attaching parts for EB7.75.127:-	1	L44	13/1
A25/2B	. Bolt, 4 BA hex. head	6	-	13/5
AGS2001/B/1	. Nut, stiff, 4 BA	6	-	13/4
EB7.75.131	. Ring, half bolt	2	L59	13/2
SP15/B	. Washer, 4 BA plain	6	-	13/3
EB6.75.379	. COUPLING, water extractor drain pipe, frame 11	1	L65	17/25
EB7.75.63	. DIFFUSER, PILOT'S ASSEMBLY Spares for:-	1	-	13/13
EB7.75.29	. BRACKET, diffuser mounting Attaching parts for EB7.75.29:-	1	L59	13/25
AS1246/1B	. Bolt, 4 BA round head	2	-	13/34
AGS2001/B/1	. Nut, stiff, 4 BA	2	-	13/27
SP13/B	. Washer, 4 BA plain	2	-	13/26
EB7.75.31	. CLIP, diffuser, retaining Attaching parts for EB7.75.31:-	1	L59	13/32
A25/10C	. Bolt, 2 BA hex. head	1	-	13/35
AGS2001/C/1	. Nut, stiff, 2 BA	1	-	13/23
AS2811/5/095	. Tube, distance	1	L62	13/33
SP13/C	. Washer, 2 BA plain	1	-	13/24
EB7.75.23	. DIFFUSER	1	-	13/22
EG7.75.251	. DUCT, pilot's floor, forward of frame 1	1	L54	14/12
MARSTON D555/4A	. EXCHANGER, heat, air/air, aft of frame 11 (Pre Mod 5216, Part A) Attaching parts for D555/4A:-	1	-	15/18
A25/1E	. Bolt, 1/4" BSF, hex. head	4	-	15/17
AGS605/6	. Clip, hose (Pre-Alt. R60/90) (Mod 5101)	2	-	12/22
or SP91/R	. Clip, hose (Alt. R60/91) (Mod 5101)	2	-	
EG7.75.311A	. Lagging, hard shell	1	L44	12/52
EG7.75.312A	. Lagging, hard shell	1	L44	12/53
SP15/E	. Washer, 1/4" BSF plain	4	-	15/16
GODFREY 22697/B	. EXTRACTOR, water, type WE30, Mk. 2 B Attaching parts for 22697/B:-	1	-	17/4
EB6.75.397A	. Cover, outer	1	L44	12/19
EB6.75.399A	. Cover, outer	1	L44	12/20
EG7.75.249	. FISHTAIL, navigator's frame 5	1	L59	15/19
EA3.75.711	. HOSE, flexible (Mod 5466)	1	-	10A/11

SERVICES

CABIN PRESSURE SYSTEM IN FRONT FUSELAGE

Part Number	Description	No. Off	Mati. Spec.	Plate No.	
					1
EB7.75.55	. LOUVRE, 'pukah', type DAR2 Attaching parts for EB7.75.55:—	1	—	10/41	
AS2922/3B	. Bolt, 4 BA round head	2	—	10/42	
SP14/B	. Washer, 4 BA plain	2	—	10/40	
THERMO TANKS K1259/43	. LOUVRE, 'pukah', type DAR2 Attaching parts for K1259/43:—	3	—	10/2	
AS2922/4B	. Bolt, 4 BA round head	3	—	10/6	
AGS2001/B/1	. Nut, stiff, 4 BA	3	—	10/1	
SP14/B	. Washer, 4 BA plain	3	—	10/5	
EB7.75.79	. PIPE, flanged, canopy demisting, aft of frame 2	1	L54	13/7	
EB7.75.89	. PIPE, branch, main, between frames 1 and 2 Attaching parts for EB7.75.89:—	1	L54	10/10	
AGS605/4	. Clip, hose (Pre-Alt. R60/91) (Mod 5101)	3	—	12/12	
or SP91/N	. Clip, hose (Alt. R60/91) (Mod 5101)	—	—		
EB7.75.205A	. Cover, outer	2	L44	12/13	
EB7.75.511A	. Cover, outer	1	L44	12/10	
EB7.75.513A	. Cover, outer	1	L44	12/11	
EB7.75.233	. PIPE, flexible (Pre Mod 5236)	1	—	13/15	
EA3.75.877	. PIPE, flexible (Mod 5236)	1	—		
EG7.75.257	. PIPE, assembly, from heat exchanger, frame 12 to frame 13 Attaching parts for EG7.75.257:—	1	L54 or L59	10/19	
A25/1C	. Bolt, 2 BA hex. head	6	—	12/4	
AGS605/4	. Clip, hose (Pre-Alt. R60/91) (Mod 5101)	4	—	12/23	
or SP91/N	. Clip, hose (Alt. R60/91) (Mod 5101)	—	—		
EG7.75.475	. Clip, lagging	1	L44	12/5	
EG7.75.477	. Clip, lagging	1	L44	12/1	
EG7.75.265A	. Cover, outer	1	L44	12/24	
EG7.75.267A	. Cover, outer	1	L44	12/25	
EG7.75.403A	. Cover, outer	1	L44	12/54	
EG7.75.405A	. Cover, outer	1	L44	12/55	
EG7.75.411A	. Cover, outer	1	L44	12/56	
EG7.75.413A	. Cover, outer	1	L44	12/57	
AGS2001/C/1	. Nut, stiff, 2 BA	6	—	12/2	
SP15/C	. Washer, 2 BA plain	6	—	12/3	
EG7.75.259	. PIPE, flanged, assembly, from non-return valve aft of pressure bulkhead to frame 9 Attaching parts for EG7.75.259:—	1	L59	10/16	
AGS605/4	. Clip, hose (Pre-Alt. R60/91) (Mod 5101)	1	—	12/16	
or SP91/N	. Clip, hose (Alt. R60/91) (Mod 5101)	—	—		
AGS605/5	. Clip, hose (Pre-Alt. R60/91) (Mod 5101)	1	—	12/15	
SP91/P	. Clip, hose (Alt. R60/91) (Mod 5101)	—	—		
EG7.75.305A	. Cover, outer	1	L44	12/44	
EG7.75.307A	. Cover, outer	1	L44	12/45	
EG7.75.407A	. Cover, outer	1	L44	12/46	
EG7.75.409A	. Cover, outer	1	L44	12/47	
EG7.75.261	. PIPE, between water extractor and heat exchanger, frame 11 Attaching parts for EG7.75.261:—	1	L54	10/18	
AGS605/5	. Clip, hose (Pre-Alt. R60/91) (Mod 5101)	2	—	12/21	
or SP91/P	. Clip, hose (Alt. R60/91) (Mod 5101)	—	—		
EG7.75.269	. Cover, outer	1	L44	12/50	
EG7.75.271	. Cover, outer	1	L44	12/51	

SERVICES

CABIN PRESSURE SYSTEM IN FRONT FUSELAGE

Part Number	Description	No. Off	Mati. Spec.	Plate No.	
					1
EG7.75.263	. PIPE, connection to water extractor, frame 9 Attaching parts for EG7.75.263:—	1	L59	10/17	
AGS605/4 or SP91/N	. Clip, hose (Pre-Alt. R60/91) (Mod 5101)	1	—	12/17	
AGS605/5 or SP91/P	. Clip, hose (Alt. R60/91) (Mod 5101)	1	—	12/18	
EG7.75.273A	. Clip, hose (Pre-Alt. R60/91) (Mod 5101)	1	—	12/18	
EG7.75.275A	. Clip, hose (Alt. R60/91) (Mod 5101)	1	—	12/18	
	. Cover, outer	1	L44	12/48	
	. Cover, outer	1	L44	12/49	
EG7.75.279	. PIPE, branch, assembly, for pilot's louvres forward of frame 2	1	L54	13/6	
EG7.75.281	. PIPE, branch, assembly, run to pilot's diffuser and navigator's fishtail, frame 4	1	L54	13/17	
EG7.75.283	. PIPE, connecting navigator's fishtail, frame 5	1	L54	13/18	
EG7.75.285	. PIPE, flexible, 72" long (Pre Mod 5236) (Make from Ref 34324)	1	—	13/16	
EG7.75.537	. PIPE, flexible (Mod 5236)	1	—	13/16	
EG7.75.287	. PIPE, flexible, 17" long (Pre Mod 5236) (Make from Ref 34324)	1	—	13/14	
EG7.75.293	. PIPE, flexible, 17" long (Pre Mod 5236) (Make from Ref 34324)	1	—	13/11	
EG7.75.539	. PIPE, flexible (Mod 5236)	2	—	13/11	
EG7.75.289	. PIPE, flexible, 30" long (Pre Mod 5236) (Make from Ref 34324)	1	—	13/8	
EA3.75.683	. PIPE, flexible (Mod 5236)	1	—	13/8	
EG7.75.291	. PIPE, flexible, 15" long (Pre Mod 5236) (Make from Ref 34324)	1	—	13/12	
EA3.75.673	. PIPE, flexible (Mod 5236)	1	—	13/12	
EG7.75.295	. PIPE, flexible, 18" long (Pre Mod 5236) (Make from Ref 34324)	1	—	13/21	
EG7.75.297	. PIPE, flexible, 18" long (Pre Mod 5236) (Make from Ref 34324)	1	—	13/19	
EG7.75.541	. PIPE, flexible (Mod 5236)	1	—	13/19	
—	. PIPE, flexible, 26" long (Make from Ref 34324) BAS 21TH (Mod 4869) (Pre Mod 5236)	1	—	13/19	
EA3.75.701	. PIPE, flexible (1" bore x 25.5" min length) (Mod 5236) (Pre Mod 5466)	1	—	13/19	
EG7.75.299	. PIPE, branch, assembly, run to navigator's louvre and pilot's diffuser, frame 4 port	1	L54	13/20	
EG7.75.301	. PIPE, assembly, aft of frame 3, starboard	1	L54	13/9	
—	. PIPES, CABIN PRESSURE STATIC LINE, INSTALLATION (EG7.75.317) (Pre Mod 5466)	—	—	11/15	
—	. PIPES, CABIN PRESSURE STATIC LINE, INSTALLATION (EG7.75.5005) (Mod 5466) Spares for:—	—	—	10A/12	
AGS838/1	. BODY, union, straight	4	—	11/21	
AGS838/2	. BODY, tee union	2	—	11/18	
EEAS136	. BRACKET, pipe clip, aft of frames 5 and 7	2	L72	11/3	
EEAS143/3 or AS4525/5	. CLIP, 'P', pipe support (Pre-Alt. R60/91) (Mod 5101) (2 off N R on embodiment Mod 5466)	15	L72	11/1	
	. CLIP, 'P', pipe support (Alt. R60/91) (Mod 5101)	15	—	11/1	

SERVICES

CABIN PRESSURE SYSTEM IN FRONT FUSELAGE

	Part Number	Description	No. Off						Matl. Spec.	Plate No.
			1	2	3	4	5	6		
R	AS4525/5	. . CLIP, 'P' (Mod 5466) Attaching parts:—						1	—	10A/13
R	A25/11C	. . Bolt, 2 BA						1	—	10A/14
R	AGS2001/C/1-66	. . Nut, stiff, 2 BA						1	—	10A/15
R	SP124/D	. . Washer						1	—	10A/16
R	AS4525/5	. . CLIP, 'P' (Mod 5466) Attaching parts:—						1	—	10A/17
R	A25/8C	. . Bolt, 2 BA						1	—	10A/18
R	AGS2001/C/1-66	. . Nut, stiff, 2 BA						1	—	10A/19
R	SP124/D	. . Washer						1	—	10A/20
R	AS4525/5	. . CLIP, 'P' (Mod 5466)						1	—	10A/21
R	AS3180/9C	. . CLIP, 'P' (Mod 5466) (Secure both clips together) Attaching parts:—						1	—	10A/22
R	A25/9C	. . Bolt, 2 BA						1	—	10A/23
R	AGS2001/C/1-66	. . Nut, stiff, 2 BA						1	—	10A/24
R	SP124/D	. . Washer						1	—	10A/25
R	AS4525/5	. . CLIP, 'P' (Mod 5466) attached by bottom forward bolt of box EG7.80.5095.						1	—	10A/26
	AGS838/13	. . NUT, union and bush, assembly						15	—	11/17
	EG7.80.1523	. . PACKING, pipe clip at pressure bulkhead						1	Tufnol	11/2
R	EG7.80.1971	. . PIPE, static, assembly						1	L54	11/14
R	EG7.80.1973	. . PIPE, static, assembly (Pre Mod 5466)						1	L54	11/6
R	EG7.80.5327	. . PIPE, static, assembly (Mod 5466)						1	—	10A/27
R	EG7.80.1363	. . PIPE, static, assembly						1	L54	11/7
R	EG7.80.1365	. . PIPE, static, assembly						1	L54	11/5
R	EG7.75.401	. . PIPE, assembly, static, from master unit to drain trap tee, pressure bulkhead						1	OTD323	11/16
	EG7.80.1367	. . PIPE, static, assembly, from tee, frame 5, to union aft of frame 7, starboard, 5/16" o/d x 22 SWG						1	L54	11/4
	AGS838/6	. . TRAP, drain, at pressure bulkhead						1	—	11/19
	EA3.75.5101	. . VENT, static, aft of frame 4, port and starboard Attaching parts for EA3.75.5101:—						2	BSS265	11/26
	EG7.80.1373	. . Bolt, special, 2 BA						4	DTD319 or BSS249	11/27
	AGS2001/C/1	. . Nut, stiff, 2 BA						4	—	11/22
	EA3.75.5103	. . Packer						1	Langite	11/25
	EA3.75.5119	. . Plate, clamping						1	L72	11/24
	SP15/C	. . Washer, 2 BA plain						4	—	11/23
	AGS838/9	. . WASHER, at drain trap						1	—	11/20
	EG7.75.331	. . PIPE, branch, assembly, from main branch pipe to louvres and canopy demisting run, forward of frame 2, port Attaching parts for EG7.75.331:—						1	L54	10/11
	AGS605/3	. . Clip, hose (Pre-Ait. R60/91 — Mod 5101)						2	—	12/26
	or									
	SP91/L	. . Clip, hose (Ait.R60/91 — Mod 5101)						2	—	
	EB7.75.209A	. . Cover, outer						1	L44	12/27
	EB7.75.211A	. . Cover, outer						1	L44	12/28
	EB6.75.367	. . PIPE, assembly, water extractor, drain, forward of frame 10						1	—	17/17

SERVICES

CABIN PRESSURE SYSTEM IN FRONT FUSELAGE

Part Number	Description	No. Off	Matl. Spec.	Plate No.	
					1
R -	. PIPE, PRESSURE SYSTEM ON PRESSURE BULKHEAD, ASSEMBLY (EG7.75.509) Spares for:-	-	-	11/13	
R EEAS143/5H or R AS4525/3	. . CLIP, pipe 3/16" o/d, bonding (Pre-Alt. R60/91 - Mod 5101)	5	L72	11/8	
	. . CLIP, pipe 3/16" o/d, bonding (Alt. R60/91 - Mod 5101) Attaching parts for EEAS143/5H or AS4525/3:-	5	-		
R A25/1B	. . Bolt, 4 BA, hex. head	1	-	11/9	
R AGS2001/B/1	. . Nut, stiff, 4 BA	1	-	11/10	
R EEAS21/2/DR	. . Washer, "D"	1	L72	11/11	
R EG7.75.487	. . PIPE, assembly	1	DTD323	11/12	
R EB6.75.695	. PIPE Attaching parts for EB6.75.695:-	1	L44	10/12	
R AGS605/4 or R SP91/N	. Clip, hose (Pre-Alt. R60/91 - Mod 5101)	2	-	12/29	
R EB7.75.203A	. Clip, hose (Alt. R60/91 - Mod 5101) . Cover, outer	2 2	- L44	12/30	
R EB7.75.781	. PIPE Attaching parts for EB7.75.781:-	1	-	10/14	
R AGS605/4 or R SP91/N	. Clip, hose (Pre-Alt. R60/91 - Mod 5101)	3	-	12/33	
R EB7.75.195A	. Clip, hose (Alt. R60/91 - Mod 5101)	3	-		
R EB7.75.197A	. Cover, outer	1	L44	12/35	
R EB7.75.199A	. Cover, outer	1	L44	12/36	
	. Cover, outer	2	L44	12/34	
EB7.75.783	. PIPE, flanged, main at forward face of pressure bulkhead Attaching parts for EB7.75.783:-	1	-	10/15	
AGS605/4 or R SP91/N	. Clip, hose (Pre-Alt. R60/91 - Mod 5101)	2	-	12/37	
EB7.75.155A	. Clip, hose (Alt. R60/91 - Mod 5101)				
EB7.75.157A	. Cover, outer	1	L44	12/40	
EB7.75.159A	. Cover, outer	1	L44	12/41	
EB7.75.525A	. Cover, outer	1	L44	12/38	
	. Cover, outer	1	L44	12/39	
EB7.75.793	. PIPE, main continuation, between frames 4 and 5 Attaching parts for EB7.75.793:-	1	-	10/13	
AGS605/4 or R SP91/N	. Clip, hose (Pre-Alt. R60/91 - Mod 5101)	2	-	12/31	
EB7.75.201A	. Clip, hose (Alt. R60/91 - Mod 5101) . Cover, outer	2 2	- L44	12/32	
EB7.75.613	. SEAL, canopy demisting pipe flange, at frame 2	2	Asbestos	16/4	
EA3.75.145 or DUNLOP DAS582'24'2.5 EB6.75.1107	. SLEEVE, pipe connecting, 1.5" i/d x 2.5" long	2	Silastic	17/2	
	. SLEEVE, pipe connecting	3	Silastic	16/2	

SERVICES

CABIN PRESSURE SYSTEM IN FRONT FUSELAGE

Part Number	Description	No. Off	Matl. Spec.	Plate No.
R EB6.75.377	. STRAP, water extractor, securing Attaching parts for EB6.75.377:—	2	L72	17/3
R A25/11C	. Bolt, 2 BA hex. head	2	—	17/12
R AGS2001/C/1	. Nut, stiff, 2 BA	4	—	17/10
R SP90/C5	. Pin, split	2	—	17/6
R EG7.75.277	. Rod, screwed, 2 BA	2	S92	17/7
R AS2811/5/093	. Tube, distance	2	L62	17/8
R EB6.75.383	. Trunnion	2	S92	17/5
R SP15/C	. Washer, 2 BA, plain	4	—	17/9
R EEAS20/5/BR	. TAB, locking	1	L72	17/24
R 500326	. UNIT, master valve Attaching parts for 500326:—	1	—	14/5
R A25/2E	. Bolt, 1/4" BSF, hex. head	3	—	14/2
R AGS2001/E/1	. Nut, stiff, BSF	3	—	14/4
R SP15/E	. Washer, 1/4" BSF plain	3	—	14/3
R 527060	. VALVE, pressure control Attaching parts for 527060:—	1	—	14/9
R A25/2E	. Bolt, 1/4" BSF, hex. head	7	—	14/6
R A27/ET	. Nut, 1/4" BSF, thin	1	—	14/10
R EA3.75.573	. Stud	1	S92	14/11
R SP15C	. Washer, 1/4" BSF, plain	11	—	14/7
R SP47/E	. Washer, 1/4" BSF, spring	11	—	14/8
NORMALAIR 500457	. VALVE, non-return Attaching parts for 500457:—	1	—	14/21
A25/3C	. Bolt, 2 BA hex. head	2	—	14/15
A25/5C	. Bolt, 2 BA hex. head	10	—	14/20
AGS605/6	. Clip, hose (Pre-Alt. R60/91 — Mod 5101)	2	—	12/14
or SP91/R	. Cover, hose (Alt. R60/91 — Mod 5101)	2	—	
EB7.75.509A	. Cover, outer	1	L44	12/42
EB7.75.697A	. Cover, outer	1	L44	12/43
AGS2001/C/1	. Nut, stiff, 2 BA	10	—	14/22
EB7.75.133	. Ring, half bolt	2	L59	14/23
EA1.75.131	. Washer, jointing	2	Langite	14/19
SP15/C	. Washer, 2 BA plain	12	—	14/16
SP47/C	. Washer, 2 BA spring	2	—	14/17
EA3.75.95	. WASHER, sealing, main air line at pressure bulkhead	2	Langite	14/14
EA3.75.139	. WASHER, special, air pipe flange, forward pressure bulkhead	1	L72	14/13
EEAS237/4A	. WASHER, "D", clipping attachment	6	L72	16/1

AP101B-0417-3A

SERVICES

CABIN PRESSURE SYSTEM IN CENTRE FUSELAGE

Part Number	Description	No. Off	Matl. Spec.	Plate No.	
					1
-	CABIN PRESSURE SYSTEM IN CENTRE FUSELAGE, ASSEMBLY (EG7.75.6)	-	-	18/36	
	Spares for:-				
EB6.75.639	. BRACKET, for starboard cabin pressure wing to fuselage pipe between frames 16 and 17	1	L59	18/1	
	Attaching parts for EB6.75.639:-				
A25/5C	. Bolt, 2 BA hex. head	2	-	18/7	
AGS2001/C/1	. Nut, stiff, 2 BA	2	-	18/5	
SP15/C	. Washer, 2 BA plain	2	-	18/6	
EA2.75.37	. Clip, pipe saddle, for port and starboard elbows and transverse pipe, frame 16	3	L72	18/8	
	Attaching parts for EA2.75.37:-				
A25/2C	. Bolt, 2 BA hex. head	2	-	18/13	
A25/3C	. Bolt, 2 BA hex. head (at packing)	2	-	18/10	
AGS2001/C/1	. Nut, stiff, 2 BA	2	-	18/12	
EB6.75.595	. Packing (at position 1)	1	LFS21	18/9	
SP15/C	. Washer, 2 BA plain	2	-	18/11	
EA1.75.105	. CLIP, pipe, between frame 12 and 17	4	L72	19/7	
	Attaching parts for EA1.75.105:-				
A25/1C	. Bolt, 2 BA hex. head	2	-	19/6	
AGS2001/C/1	. Nut, stiff, 2 BA	2	-	19/9	
SP15/C	. Washer, 2 BA plain	2	-	19/8	
EB6.75.181	. CLIP, for transverse pipe at frame 16	4	L72	18/3	
	Attaching parts for EB6.75.181:-				
A25/2C	. Bolt, 2 BA hex. head	2	-	18/4	
AGS2001/C/1	. Nut, stiff, 2 BA	2	-	18/15	
SP15/C	. Washer, 2 BA plain	2	-	18/14	
SEM/CAN/0162/STD	. CONNECTOR, straight (Mod 5548)	1	-	18/40	
EA4.75.321	. CONNECTOR, straight (Mod. 5257)	1	-		
EB6.75.641	. FAIRLEAD, for port cabin pressure wing to fuselage pipe between frames 16 and 17	1	LFS21	19/3	
	Attaching parts for EB6.75.641:-				
A25/4C	. Bolt, 2 BA hex. head	6	-	19/4	
AGS2001/C/1	. Nut, stiff, 2 BA	6	-	19/1	
SP15/C	. Washer, 2 BA plain	6	-	19/2	
AGS1140/B	. NIPPLE, plug (Pre-Mod. 5257)	1	-		
AGS1170/K	. NIPPLE, 1-1/2" o/d pipe	1	-	18/17	
	Attaching parts for AGS1170/K:-				
AGS605/3	. Clip, hose (Pre-Alt. R60/91-Mod. 5101)	2	-	18/37	
or					
SP91/L	. Clip, hose (Alt. R60/91-Mod. 5101)	2	-		
EB6.75.179A	. Cover, outer	2	L44	18/24	
EB6.75.157	. PIECE, 4-way (Pre-Mod. 5257)	1	L40	18/17	
AGS166/4	. PIN, split	1	-	18/41	
EA3.75.55	. PIPE, from rubber connection at frame 12 to rubber connection at frame 13, 2-1/2" o/d x 20 SWG	1	L54	19/14	
	Attaching parts for EA3.75.55:-				
AGS605/4	. Clip, hose (Pre-Alt. R60/91-Mod. 5101)	2	-	19/17	
or					
SP91/N	. Cover, hose (Alt. R60/91-Mod. 5101)	2	-		
EB6.75.129A	. Cover, outer	1	L44	19/28	
EB6.75.131A	. Cover, outer	1	-	19/29	

SERVICES

CABIN PRESSURE SYSTEM IN CENTRE FUSELAGE

Part Number	Description	No. Off	Matl. Spec.	Plate No.	
					1
EA3.75.57	. PIPE, between rubber connections, frame 13 to frame 14 and frame 14 to frame 15, 2-1/2" o/d x 20 SWG Attaching parts for EA3.75.57:—	2	L54	19/13	
AGS605/4 or SP91/N	. Clip, hose (Pre-Alt. R60/91-Mod. 5101)	4	—	19/16	
EB6.75.133A	. Cover, outer, aft of frame 13	2	L44	19/27	
EB6.75.135A	. Cover, outer, forward of frame 14	2	L44	19/26	
EB6.75.137A	. Cover, outer, aft of frame 14	1	L44	19/24	
EB6.75.139A	. Cover, outer, aft of frame 14	1	L44	19/25	
EB6.75.141A	. Cover, outer	1	L44	19/22	
EB6.75.143A	. Cover, outer	1	L44	19/23	
EA3.75.59	. PIPE, from rubber connection at frame 15 to rubber connection at frame 16 2-1/2" o/d x 20 SWG Attaching parts for EA3.75.59:—	1	L54	19/12	
AGS605/4 or SP91/N	. Clip, hose (Pre-Alt. R60/91-Mod. 5101)	2	—	19/15	
EB6.75.707A	. Cover, outer	1	L44	19/20	
EB6.75.709A	. Cover, outer	1	L44	19/21	
EA3.75.61	. PIPE, from rubber connection, frame 16 to rubber connection at elbow pipe, forward of frame 17, 2-1/2" o/d x 20 SWG Attaching parts for EA3.75.61:—	1	L54	19/11	
R DTD900-6005	. Lagging, fibre glass blanket	QR	—	19/19	
EB6.75.151	. PIPE, bend, assembly, from coupling to reducing tee union at frame 16, starboard, 1-1/2" o/d x 20 SWG Attaching parts for EB6.75.151:—	1	L54	18/22	
R DTD900-6005	. Lagging, fibre glass blanket	QR	—	18/23	
EB6.75.153	. PIPE, assembly, transverse, from coupling at frame 16 starboard to 4-way piece aft of frame 16, port Attaching parts for EB6.75.153:—	1	L54	18/28	
EB6.75.183	. Clip	6	—	18/38	
AGS605/3 or SP91/L	. Clip, hose (Pre-Alt. R60/91-Mod. 5101)	2	—	18/31	
EB6.75.167A	. Cover, outer	2	L44	18/25	
EB6.75.169A	. Cover, outer	2	L44	18/26	
EB6.75.175A	. Cover, outer	2	L44	18/30	
EB6.75.177A	. Cover, outer	1	L44	18/32	
EB6.75.613A	. Cover, outer	1	L44	18/33	
R DTD900-6005	. Lagging fibre glass blanket	QR	—	18/39	
EB6.75.503	. PIPE, assembly, from port wing connection to special 4-way piece between frames 16 and 17, 1-1/2" o/d x 20 SWG Attaching parts for EB6.75.503:—	1	L54	18/16	
R DTD900-6005	. Lagging, fibre glass blanket	QR	—	19/29	

SERVICES

CABIN PRESSURE SYSTEM IN CENTRE FUSELAGE

Part Number	Description	No. Off	Matl. Spec.	Plate No.
EB6.75.505	. PIPE, assembly, from starboard wing connection to tee union between frames 16 and 17, 1-1/2" o/d x 20 SWG Attaching parts for EB6.75.505:-	1	L54	18/20
SP91J or SP91/L AGS605/2 or SP91/L	. Clip, hose (Pre-Alt. R60/91-Mod. 5101) . Clip hose (Alt. R60/91-Mod. 5101) . Clip, hose (Pre-Alt. R60/91-Mod. 5101) . Clip, hose (Alt. R61/91-Mod. 5101)	1 1 3 3	- - - -	18/2 18/21 18/21
EB6.75.163A	. Cover, outer	1	L44	18/34
EB6.75.165A	. Cover, outer	1	L44	18/35
EB6.75.541A	. Cover, outer	1	L44	18/18
EB6.75.543A	. Cover, outer	1	L44	18/9
EB6.75.507	. PIPE, elbow, between port wing and fuselage connections forward of frame 17 Attaching parts for EB6.75.507:-	1	L59	19/10
DTD900-6005	. Lagging, fibre glass blanket	QR	-	19/18
AGS904H	. SLEEVE, outer	1	-	18/42
EA3.75.147 or DUNLOP DAS582/40/3.0 AGS904/B AGS1105/B AGS1121/4 AGS1138/B	SLEEVE PIPE CONNECTING 2.5"i/d x 3.0" long . SLEEVE, outer (Pre-Mod. 5257) . UNION, adaptor (Pre-Mod. 5257) . UNION, tee (Pre Mod.5548) . WASHER, jointing (Pre-Mod. 5257)	7 1 1 1 1	Silastic - - - -	19/5 18/43

SERVICES

CABIN PRESSURE AND COLD AIR SYSTEM IN PORT WING

Part Number	Description	No. Off	Mati. Spec.	Plate No.	
					1
-	CABIN PRESSURE AND COLD AIR SYSTEM IN PORT WING ASSEMBLY (EA3.04.9547)	-	-		
	Spares for:				
EB6.75.501	. ADAPTOR, oil vapour breather pipe	1	L65	86/39	
EB6.75.1557	. CLAMP, assembly	7	-	85/6	
	Attaching parts for EB6.75.1557:				
A25/15E	. Bolt, 1/4" BSF hex. head	2	-	85/2	
AGS2001/E2	. Nut, stiff, 1/4" BSF	2	-	85/17	
AGS160/D	. Washer, 1/4" BSF	2	-	85/16	
GODFREY 50270	. CLAMP, pipe, jointing, segmental, at Marston cooler	4	-	85/32	
R AS4525/4	. CLIP, (Alt.R60/91-Mod.5101)	1	-	86/41	
EB6.75.461	. CONNECTOR, tapered duct, from cold air unit junction pipe	1	L59	86/23	
R EB6.75.523A	Attaching parts for EB6.75.461: . Lagging	2	L44	86/22	
R -	. DUCTS AND AIR COOLER, ASSEMBLY (EA3.75.5157) (Mod.4858)	-	-	85/34	
	Spares for:				
CM0183 FIG 1/2	. BRACKET, flanged	4	-		
R EA3.75.5155	. DUCT, air inlet, assembly (Mod.4858)	1	-	85/42	
	Attaching parts for EA3.75.55 :				
EEAS1/1C	. Screw, 2BA 120° c'sk head	16	S96	85/43	
EB6.75.735	. DUCT, air outlet, assembly	1	L59	85/29	
	Attaching parts for EB6.75.735:				
EEAS1/1C	. Screw, 2BA 120° c'sk head	2	S96	85/28	
-	. MARSTON COOLER, INSTALLATION (EB6.75.317)	-	-	85/39	
	Spares for:				
EB6.75.343	. BRACKET, bottom support, assembly	2	DTD124	85/50	
	Attaching parts for EB6.75.343:				
A25/16C	. Bolt, 2BA hex. head	2	-	85/57	
AGS2001/C/1	. Nut, stiff, 2BA	2	-	85/49	
AS2809/4/139	. Piece, distance	2	L62	85/45	
SP15/C	. Washer, 2BA plain	2	-	85/52	
EB6.75.345	. BRACKET, top support, assembly	1	L72	85/53	
	Attaching parts for EB6.75.345:				
A25/16C	. Bolt, 2BA hex. head	3	-	85/51	
AGS2001/C/1	. Nut, stiff, 2BA	3	-	85/47	
AS2809/4/139	. Piece, distance	3	L62	85/44	
SP15/C	. Washer, 2BA plain	3	-	85/48	
MARSTON D106/6A	. COOLER, air, secondary (EB6.75.321)	1	-	85/31	
	Attaching parts for D106/6A:				
A25/5E	. Bolt, 1/4" BSF hex. head	1	-	85/56	
SP15/E	. Washer, 1/4" BSF plain	1	-	85/55	
EB6.75.351	. Washer, felt, on support bracket	1	DTD590	85/54	

SERVICES

CABIN PRESSURE AND COLD AIR SYSTEM IN PORT WING

Part Number	Description	No. Off	Mtl. Spec.	Plate No.
EB6.75.335	. . STRAP, JOINT, FOR ATTACHMENT OF AIR DUCTS TO MARSTON COOLER, ASSEMBLY Consisting of:	2	-	85/40
A25/8C	. . . BOLT, 2BA hex. head	2	-	85/46
AGS2001/C/1	. . . NUT, stiff, 2BA	2	-	85/35
EB6.75.339	. . . STRAP, clamping	1	L59	85/36
EB6.75.337	. . . STRAP, joint	1	L59	85/38
CM0183 FIG 1/1	. . STRIP, packing	2	-	
EA3.04.10957	. FAIRLEAD, rib 1 Attaching parts for EA3.04.10957:	1	-	85/13
A25/4C	. Bolt, 2BA hex. head	4	-	85/21
AGS2001/C/1	. Nut, stiff, 2BA	4	-	85/20
SP15/C	. Washer, 2BA plain	4	-	85/22
EB6.75.673	. NIPPLE, special	1	-	85/30
EB6.75.455	. PIPE, assembly, continuation, from non-return valve and mixing valve tee piece through rib 2 Attaching parts for EB6.75.455:	1	T26	86/35
R SP91/L	. Clip, hose (Alt R60/91-Mod.5101)	2	-	86/1
EA3.75.651A	. Cover, outer	1	L44	86/33
EA3.75.653A	. Cover, outer	1	L44	86/34
EB6.75.457	. PIPE, assembly, continuation, from non-return valve and mixing valve tee piece through rib 1 Attaching parts for EB6.75.457:	1	L56	86/28
R SP91/L	. Clip, hose (Alt.R60/91-Mod.5101)	2	-	86/1
R EB6.75.533A	. Lagging	1	L44	86/29
R EB6.75.535A	. Lagging	1	L44	86/30
R EB6.75.625A	. Lagging	1	L44	86/31
R EB6.75.627A	. Lagging	1	L44	86/32
EB6.75.459	. PIPE, assembly, junction, from cold air unit Attaching parts for EB6.75.459:	1	L54	86/19
R SP91/L	. Clip, hose (Alt.R60/91-Mod.5101)	2	-	86/1
R EB6.75.519A	. Lagging	1	L44	86/26
R EB6.75.521A	. Lagging	1	L44	86/27
EB6.75.463	. PIPE, assembly, breather oil vapour outlet	1	L56	86/15
EB6.75.467	. PIPE, assembly, from cold air unit compressor connection at rib 1	1	L54	85/15
EB6.75.469	. PIPE, assembly, from cold air unit turbine connection at rib 1	1	L54	85/14
EB6.75.471	. PIPE, assembly, from Marston cooler to connection at rib 1	1	L54	85/19
EB6.75.775	. PIPE, assembly, from cold air unit compressor connection to pipe joint at rib 2 Attaching parts for EB6.75.775:	1	L54	85/23
R SP91/L	. Clip, hose (Alt.R60/91-Mod.5101)	2	-	85/37
R EB6.75.513A	. Lagging	1	L44	85/24
R EB6.75.515A	. Lagging	1	L44	85/25

SERVICES

CABIN PRESSURE AND COLD AIR SYSTEM IN PORT WING

Part Number	Description	No. Off	Mati. Spec.	Plate No.
EA3.04.9549	. PIPE, assembly, from non-return valve and mixing valve tee pieces to connection between ribs 2 and 3	1	L54	86/36
AGS605/3 or SP91/L	. Attaching parts for EA3.04.9549:— . Clip, hose (Pre-Alt. R60/91—Mod. 5101)	2	—	86/1
EA3.04.10959	. Clip, hose (Alt. R60/91—Mod. 5101)	—	—	—
EA3.04.10961	. Lagging	1	L40	86/37
	. Lagging	1	L40	86/38
—	. PIPE, RUN IN PORT WHEEL BAY, ASSEMBLY (EB6.75.19) Spares for:—	—	—	86/5
EB6.75.207	. . ADAPTOR, bulkhead Attaching parts for EB6.75.207:—	1	L40	86/12
A27/2C	. . Bolt, 2 BA hex.head	6	—	86/20
AGS2001/C/1	. . Nut, stiff, 2 BA	6	—	86/13
EEAS201/DR	. . Tab, locking	2	L72	86/18
AGS1115/13	. . Washer, plate	1	—	86/9
EB6.75.201	. . PIPE, assembly, from fuselage bulkhead adaptor to pipe joint in wheel well bay	1	L56	86/11
EB6.75.203	. . PIPE, assembly, between rib A and E	1	L56	86/7
EB6.75.205	. . PIPE, assembly, from mixing valve bulkhead adaptor to pipe joint on rib E	1	L56	86/14
EEAS86/1	. RING, clamping	1	L72	86/40
AS5402	. RING, sealing, type A, between pipe flanges	9	—	86/7
EA3.75.145 or DUNLOP DAS582/24/2.5	. SLEEVE, pipe connecting 1.5" i/d x 2.5" long	2	Silastic	86/25
EA3.75.147 or DUNLOP DAS582/40/3.0	. SLEEVE, pipe connecting 2.5" i/d x 3.0" long	1	Silastic	86/24
EB6.75.725	. STRIP, bonding	1	BS265	86/21
—	. UNIT, COLD AIR, INSTALLATION (EA3.04.10927) Spares for:—	—	—	86/2
EB6.75.199	. . UNIT, COLD AIR, ASSEMBLY Spares for:—	1	—	86/4
GODFREY 23421.HX	. . . DIPSTICK, and filler, oil level	1	—	86/3
GODFREY 120434	. . . UNIT, cold air, A.C.R.E.9, MK.10.EX Attaching parts for EB6.75.199:—	1	—	86/6
A25/1C	. . Bolt, 2 BA hex. head	16	—	86/10
AGS586/C	. . Washer, 2 BA spring	32	—	86/8
—	. VALVE, CONSTANT FLOW, INSTALLATION (EB6.75.479) Spares for:—	—	—	86/55
EB6.75.481	. . VALVE, CONSTANT FLOW, ASSEMBLY Spares for:—	1	—	86/43
EB6.75.579	. . . ADAPTOR, special	1	L40	86/53
EB6.75.491	. . . PIPE, assembly, flanged Attaching parts for EB6.75.491:—	1	L56	86/54
A25/2C	. . . Bolt, 2 BA hex. head	12	—	86/48
SP13/C	. . . Washer, 2 BA plain	12	—	86/49

SERVICES

CABIN PRESSURE AND COLD AIR SYSTEM IN PORT WING

Part Number	Description	No. Off	Mati. Spec.	Plate No.
NORMALAIR 497776	WASHER, sealing	1	-	86/52
NORMALAIR 502090	VALVE, constant flow	1	-	86/44
AGS605/3	Attaching parts for EB6.75.479:- Clip, hose (Pre-Alt. R60/91-Mod. 5101)	2	-	86/45
or SP91/L	Clip, hose (Alt. R60/91-Mod. 5101)	-	-	
EB6.75.517A	Lagging	1	L40	86/46
EB6.75.629A	Lagging	1	L40	86/47
-	VALVE, RELIEF, AND PIPES, COLD AIR UNIT, INSTALLATION (EB6.75.727) Spares for:-	-	-	85/27
A25/6C	BOLT, 2 BA hex. head bracket clip clamping	4	-	85/3
EB6.75.733	BRACKET, pipe support on cooler, assembly Attaching parts for EB6.75.733:-	1	DTD124	85/12
A25/1E	Bolt, 1/4" BSF hex. head	2	-	85/8
SP13/E	Washer, 1/4" BSF plain	2	-	85/10
EB6.75.1557	CLAMP, assembly Attaching parts for EB6.75.1557:-	3	-	85/6
A25/15E	Bolt, 1/4" BSF hex. head	2	-	85/2
AGS2001/E2	Nut, stiff, 1/4" BSF	2	-	85/16
AGS160/D	Washer, 1/4" BSF	2	-	85/17
EB6.75.731	COVER, valve case, assembly Attaching parts for EB6.75.731:-	1	L54	85/1
A25/1E	Bolt, 1/4" BSF hex. head	2	-	85/5
AGS2001/C/1	NUT, stiff, 2 BA bracket clamp bolt attachment	4	-	85/11
EB6.75.737	PIPE, assembly, bend, relief valve pipe joint	1	L59	85/33
EB6.75.739	PIPE, assembly, from relief valve pipe joint to inlet tee piece	1	L54	85/26
EB6.75.741	PIPE, assembly, inlet tee piece, from pipe joint at rib 1 to Marston cooler	1	L54	85/18
AS5402	RING, sealing, between pipe flanges	3	-	85/7
EB6.75.729	VALVE, relief, assembly	1	-	85/4
SP13/C	WASHER, 2 BA plain, bracket clamp bolt attachment	4	-	85/9
-	VALVES AND PIPING, INSTALLATION (EA3.04.10937) Spares for:-	-	-	87/44
EB6.75.257	BRACKET, support, for non-return valve	1	-	87/75
EB6.75.1557	CLAMP, assembly Attaching parts for EB6.75.1557:-	5	-	87/15
A25/15E	Bolt, 1/4" BSF hex. head	2	-	87/10
AGS2001/E2	Nut, 1/4" BSF	2	-	87/32
AGS160/D	Washer, 1/4" BSF	2	-	87/26
GODFREY 50270	CLAMP, segmental	3	-	87/40

R
R

SERVICES

CABIN PRESSURE AND COLD AIR SYSTEM IN PORT WING

Ref. No.	Part No.	Description	No. off	Matl. Spec.	Cl. of Equip. M.R. L.M.	Fig. and Index
6990	E.B6.75.261	CONNECTOR, flanged, non-return valve and fitting	1	L40	C	87/77
5991	E.A4.75.183	ELBOW, from engine connection to non-return ... valve	1	—	C	87/61
28D/9133011	A25/2C	Attaching parts for E.A4.75.183:—				
12714	E.B6.75.447A	Bolt, 2 BA hex. head	6	—	C	87/58
12369	E.B6.75.449A	Cover, outer	1	L44	C	87/62
28M/1278190	AGS.2001/C/1	Cover, outer	1	L44	C	87/63
28W/9419402	SP13/C	Nut, stiff, 2 BA	6	—	C	87/57
		Washer, 2 BA plain	6	—	C	87/58
16448	E.B7.50.25	FITTING, end, for pipe connection to hot air valve	1	L40	C	87/72
12078	E.B6.75.669	GASKET, non-return valve joint	3	Aero	C	87/69
12079	E.B6.75.675	GASKET, hot air valve joint	3	Permanite Aero	C	87/73
16556	E.B6.75.233	PIPE, assembly, from mixing valve to constant ... flow valve	1	—	C	87/46
R 28E/9129562	AGS.605/3 or	Attaching parts for E.B6.75.233:—				
R 28E/2027591	SP91/L	Clip, hose (Pre-Alt. R60/91—Mod. 5101)	2	—	C	87/49
26628	E.B6.75.279A	Cover, outer	1	L44	C	87/50
26629	E.B6.75.281A	Cover, outer	1	L44	C	87/51
13026	E.B6.75.235	PIPE, assembly, from mixing valve to connection at rib 2	1	T26	C	87/43
R 28E/9129562	AGS.605/3 or	Attaching parts for E.B6.75.235:—				
R 28E/2027591	SP91/L	Clip, hose (Pre-Alt. R60/91—Mod. 5101)	2	—	C	87/49
26630	E.B6.75.283A	Clip, hose (Alt. R60/91—Mod. 5101)	1	L44	C	87/38
26631	E.B6.75.285A	Cover, outer	1	L44	C	87/39
16557	E.B6.75.237	PIPE, assembly, from mixing valve to tee piece ... at rib 3	1	T26	C	87/59
R 28E/9129562	AGS.605/3 or	Attaching parts for E.B6.75.237:—				
R 28E/2027591	SP91/L	Clip, hose (Pre-Alt. R60/91—Mod. 5101)	2	—	C	87/49
26632	E.B6.75.287A	Clip, hose (Alt. R60/91—Mod. 5101)	1	L44	C	87/47
26633	E.B6.75.289A	Cover, outer	1	L44	C	87/48
16558	E.B6.75.239	PIPE, assembly, from mixing valve to wheel well bay connection	1	T26	C	87/21
R 28E/9129562	AGS.605/3 or	Attaching parts for E.B6.75.239:—				
R 28E/2027591	SP91/L	Clip, hose (Pre-Alt. R60/91—Mod. 5101)	4	—	C	87/49
26634	E.B6.75.295A	Clip, hose (Alt. R60/91—Mod. 5101)	1	L44	C	87/22
26635	E.B6.75.297A	Cover, outer	1	L44	C	87/23
16597	E.B6.75.631	Cover, outer	1	—	C	87/24
19598	E.B6.75.633	Lagging, assembly	1	—	C	87/25
13025	E.B6.75.231	PIPE, assembly, from non-return valve on inboard engine rib to tee piece at rib 3	1	T26	C	87/60
R 28E/9129562	AGS.605/3 or	Attaching parts for E.B6.75.231:—				
R 28E/2027591	SP91/L	Clip, hose (Pre-Alt. R60/91—Mod. 5101)	3	—	C	87/49
26367	E.B6.75.275A	Clip, hose (Alt. R60/91—Mod. 5101)	1	L44	C	87/54
26366	E.B6.75.277A	Cover, outer	1	L44	C	87/55
R 28F/8011895	AGS.1140/D	PLUG, nipple	1	—	C	87/52
28F/4169558	AS.5402	RING, sealing, pipe flanges	8	—	C	87/13
28F/9439535	AGS.954/D	SLEEVE, outer	1	—	C	87/53
16560	E.B6.75.259	TEE-PIECE, mixing valve and hot air valve at rib 3	1	—	C	86/42
28D/9133011	A25/2C	Attaching parts for E.B6.75.259:—				
28M/1278190	AGS.2001/C/1	Bolt, 2 BA hex. head	3	—	C	86/56
28W/9419402	SP13/C	Nut, stiff, 2 BA	3	—	C	86/50
		Washer, 2 BA plain	3	—	C	86/51

SERVICES

CABIN PRESSURE AND COLD AIR SYSTEM IN PORT WING

Ref. No.	Part No.	Description	No. off	Matl. Spec.	Cl. of Equip. M.R. L.M.	Fig. and Index	
							1
	E.B7.50.31	VALVE, HOT AIR, ASSEMBLY	1	—	—	87/45	
		Consisting of:—					
R	5W/4511908	E.E. CO. B'FORD Type 234	ACTUATOR	1	—	A 87/71	
R	27V/4604668	TEDDINGTON FKH/A/16	VALVE, hot air	1	—	A 87/74	
		Attaching parts for E.B7.50.3:—					
	12125	E.B6.75.433A	Cover, outer	1	—	C 87/41	
	12076	E.B6.75.445A	Cover, outer	1	—	C 87/42	
	28M/9480017	AGS.2001/E/1	Nut, stiff, 1/4" BSF	8	—	C 87/68	
	28M/9418921	SP13/E	Washer, 1/4" BSF plain	8	—	C 87/68	
	28M/9416644	SP47/E	Washer, 1/4" BSF spring	8	—	C 87/67	
R	27KD/ 4631324	NORMALAIR 501670	VALVE, non-return	1	—	A 87/70	
		Attaching parts for 501670:—					
	28D/9436920	A25/1C	Bolt, 2 BA hex. head	4	—	C 87/64	
	28D/9133011	A25/2C	Bolt, 2 BA hex. head	2	—	C 87/76	
	28D/1200119	A25/4C	Bolt, 2 BA hex. head	6	—	C 87/80	
	28M/1278190	AGS.2001/C/1	Nut, stiff, 2 BA	6	—	C 87/79	
	28W/9419402	SP13/C	Washer, 2 BA plain	6	—	C 87/78	
	28W/9416643	SP47/C	Washer, 2 BA spring	6	—	C 87/65	
	—	VALVE, 2-WAY MIXING, INSTALLATION	—	—	—	87/3	
		(E.A3.04.10939)					
		Spares for:—					
	E.B6.75.245	BRACKET, valve support, outboard	1	L72	—	87/14	
	E.B6.75.246	BRACKET, valve support, inboard	1	L72	—	87/7	
	E.B6.75.247	BRACKET, desynn transmitter	1	L72	—	87/1	
	16602	ROD, ADJUSTING, 2-WAY MIXING VALVE	1	—	B	87/20	
		DESYNN TRANSMITTER, ASSEMBLY					
		Consisting of:—					
	28N/1045680	AGS.899/2	COLLAR, shackle pin	2	—	C 87/19	
		E.B6.75.653	FORK-END	1	L65	—	87/18
		E.B6.75.655	FORK-END	1	L65	—	87/17
	28M/1006473	A27/CT	NUT, 2 BA thin	1	—	C 87/37	
R	28M/4095891	A27/CTL	NUT, 2 BA thin L.H.	1	—	C 87/33	
	28P/1207864	SP4Y/B4	PIN, shackle	2	—	C 87/16	
	28P/9527619	SP90/C7	PIN, split	2	—	C 87/27	
		E.B6.75.651	ROD, screwed	1	L65	—	87/34
R	6A/7002023	†	TRANSMITTER, desynn, type C	1	—	C 87/2	
		Attaching parts for 6A/7002023:—					
	28D/9436920	A25/1C	Bolt, 2 BA hex. head	2	—	C 87/9	
	28M/1278190	AGS.2001/C/1	Nut, stiff, 2 BA	4	—	C 87/5	
	1025	EEAS.1/1C	Screw, 2 BA 120° c'sk head	2	S96	C 87/11	

SERVICES

CABIN PRESSURE AND COLD AIR SYSTEM IN PORT WING

Part Number	Description	No. Off	Matl. Spec.	Plate No.	
					1
EB7.75.103	. . . VALVE, DOUBLE HOT AIR, ASSEMBLY Consisting of:—	1	—	87/4	
E.E.CO. B'FORD Type 233 ACTUATOR	1	—	87/6	
TEDDINGTON FKH/A/16 VALVE, hot air, 2"	1	—	87/8	
	Attaching parts for EB7.75.103:—				
A25/4C	. . . Bolt, 2 BA, hex. head	6	—	87/12	
AGS2001/C/1	. . . Nut, stiff, 2 BA	6	—	87/36	
SP15/C	. . . Washer, 2 BA plain	6	—	87/35	
	Attaching parts for EA3.04.10939:—				
EB6.75.299A	. . Cover, outer	1	L44	87/28	
EB6.75.301A	. . Cover, outer	1	L44	87/29	
EB6.75.635	. . Lagging, assembly	1	L44	87/30	
EB6.75.637	. . Lagging, assembly	1	L44	87/31	
	Attaching parts for EB6.75.235 on EA3.04.10937:—				
EB6.75.509A	. Lagging, assembly	1	L44	86/16	
EB6.75.511A	. Lagging, assembly	1	L44	86/17	

R
R

Part Number	Description	No. off	Matl. Spec.	Plate No.
	1 2 3 4 5 6			

SERVICES

CABIN PRESSURE AND COLD AIR SYSTEM IN STARBOARD WING

Part Number	Description	No. Off	Matl. Spec.	Plate No.	
					1
—	CABIN PRESSURE AND COLD AIR SYSTEM IN STARBOARD WING, ASSEMBLY (EA3.04.10941) Spares for:	—	—		
EB6.75.258	. BRACKET, support, non-return valve	1	L72	89/2	
EB6.75.1557	. CLAMP, assembly Attaching parts for EB6.75.1557:	1	—	89/34	
A25/15E	. Bolt, 1/4" BSF hex. head	2	—	89/20	
AGS2001/E2	. Nut, stiff, 1/4" BSF	2	—	89/27	
AGS160/D	. Washer, 1/4" BSF	2	—	89/28	
GODFREY 50270	. CLAMP, pipe jointing (segmental) at Marston cooler	2	—	89/35	
EA2.75.37	. CLIP, pipe saddle at ribs 2 and 3 Attaching parts for EA2.75.37:	2	L72	89/36	
A25/1C	. Bolt, 2BA hex. head	2	—	89/31	
AGS2001/C/1	. Nut, stiff, 2BA	2	—	89/33	
SP13/C	. Washer, 2BA plain	2	—	89/32	
EB6.75.261	. CONNECTOR, flanged, non-return valve and fitting	1	L40	89/17	
—	. DUCTS AND AIR COOLER ASSEMBLY (EA3.75.5158) (Mod.4858) Spares for:	—	—	89/32	
CM0183 FIG 1/2	. BRACKET, flanged	4	—		
EA3.75.5156	. DUCT, air inlet, assembly (Mod.4858) Attaching parts for EA3.75.5156	1	—	88/35	
EEAS1/1C	. Screw, 2BA 120° c'sk head	16	S96	88/37	
EB6.75.329	. DUCT, air outlet, assembly Attaching parts for EB6.75.329:	1	L59	88/31	
EEAS1/1C	. Screw, 2BA 120° c'sk head	2	S96	88/36	
—	. MARSTON COOLER, INSTALLATION (EB6.75.318) Spares for:	—	—	88/33	
EB6.75.344	. BRACKET, bottom support, assembly Attaching parts for EB6.75.344:	2	DTD124	88/53	
A25/16C	. Bolt, 2BA hex. head	2	—	88/52	
AGS.2001/C/1	. Nut, stiff, 2BA	2	—	88/47	
AS2809/4/139	. Piece, distance	2	L62	88/45	
SP15/C	. Washer, 2BA plain	2	—	88/46	
EB6.75.346	. BRACKET, top support, assembly Attaching parts for EB6.75.346:	1	L72	88/55	
A25/16C	. Bolt, 2BA hex. head	3	—	88/54	
AGS2001/C/1	. Nut, stiff, 2BA	3	—	84/43	
AS2809/4/139	. Piece, distance	3	L62	88/41	
SP15/C	. Washer, 2BA plain	3	—	88/42	
MARSTON D106/8A	. COOLER, air, primary (EB6.75.319) Attaching parts for D106/8A:	1	—	88/38	
A25/5E	. Bolt, 1/4" BSF hex. head	1	—	88/57	
SP15/E	. Washer, 1/4" BSF plain	1	—	88/56	
EB6.75.351	. Washer, felt	1	DTD590	88/58	

SERVICES

CABIN PRESSURE AND COLD AIR SYSTEM IN STARBOARD WING

Part Number	Description	No. Off	Matl. Spec.	Plate No.
EB6.75.335	. . STRAP, JOINT, FOR ATTACHMENT OF AIR DUCTS TO MARSTON, COOLER, ASSEMBLY Consisting of:	2	—	88/40
A25/8C	. . . BOLT, 2BA hex. head	2	—	88/51
AGS2001/C/1	. . . NUT, stiff, 2BA	2	—	88/44
EB6.75.339	. . . STRAP, clamping	1	L59	88/49
EB6.75.337	. . . STRAP, joint	1	L59	88/48
CM0183 FIG 1/1	. . STRIP, packing	2	—	
EA2.75.345	. FAIRLEAD, half, pipe support, rib 1 Attaching parts for EA2.75.345:	2	LFS2t	88/8
A25/3C	. Bolt, 2BA hex. head	2	—	88/3
AGS2001/C/1	. Nut, stiff, 2BA	2	—	88/1
SP13/C	. Washer, 2BA plain	2	—	88/2
EB7.50.25	. FITTING, end, for pipe connection to hot air valve	1	L40	89/12
EB6.75.669	. GASKET, non-return valve joint	2	Aero Permanite	89/11
EB6.75.675	. GASKET, hot air valve joint	3	Aero Permanite	89/13
EB6.75.403	. PIPE, assembly, from Marston cooler to engine and fuselage pipe tee piece Attaching parts for EB6.75.403:	1	T26	89/21
R SP91/L	. Clip, hose (Alt.R60/91—Mod.5101)	2	—	88/39
EB6.75.427A	. Cover, outer	1	L44	88/23
EB6.75.429A	. Cover, outer	1	L44	88/24
EB6.75.405	. PIPE, assembly, from wheel well bulkhead fitting to Marston air cooler	1	T26	89/22
EB6.75.407	. PIPE, assembly, from hot air valve end fitting to connection between ribs 2 and 3 Attaching parts for EB6.75.407:	1	T26	89/23
R SP91/L	. Clip, hose (Alt.R60/91—Mod.5701)	4	—	88/39
EB6.75.411A	. Lagging, assembly	1	L44	88/27
EB6.75.413A	. Lagging, assembly	1	L44	88/28
EB6.75.415A	. Lagging, assembly	1	L44	88/29
EB6.75.417A	. Lagging, assembly	1	L44	88/30
EB6.75.409	. PIPE, assembly, from connection between ribs 2 and 3 to tee piece Attaching parts for EB6.75.409:	1	T26	89/18
R SP91/L	. Clip, hose (Alt.R60/91—Mod.5101)	5	—	88/39
R EB6.75.189A	. Cover, outer	2	L44	88/17
R EB6.75.419A	. Lagging, assembly	1	L44	88/19
R EB6.75.421A	. Lagging, assembly	1	L44	88/20
R EB6.75.423A	. Lagging, assembly	1	L44	88/21
R EB6.75.425A	. Lagging, assembly	1	L44	88/22

CABIN PRESSURE AND COLD AIR SYSTEM IN STARBOARD WING

Ref. No.	Part No.	Description	No. off	Mtrl. Spec.	Cl. of Equip. M.R. L.M.	Fig. and Index
	-	PIPE RUN IN STARBOARD WHEEL BAY, ASSEMBLY (E.B6.75.20)	-	-	-	88/18
		Spares for:-				
6768	E B6.75.401	ADAPTOR, bulkhead	1	L40	C	88/4
		Attaching parts for E.B6.75.401:-				
28D/9133011	A25/2C	Bolt, 2 BA hex. head	6	-	C	88/9
28M/1278190	AGS.2001/C/1	Nut, stiff, 2 BA	6	-	C	88/5
16601	E B6.75.647	Shim	1	Lam. Alum	C	88/11
980	EEAS.20/1/DR	Tab, locking	2	L72	C	88/10
28F/14892	AGS.1115/13	Washer, plate	1	-	C	88/12
15181	E B6.75.213	CLIP, pipe saddle, in wheel bay	2	L72	C	88/6
		Attaching parts for E.B6.75.213:-				
28D/9133011	A25/2C	Bolt, 2 BA hex. head	2	-	C	88/7
28M/1278190	AGS.2001/C/1	Nut, stiff, 2 BA	2	-	C	88/14
28W/9419475	SP15/C	Washer, 2 BA plain	2	-	C	88/13
6769	E.B6.75.209	PIPE, assembly, from Marston cooler bulkhead elbow connection to pipe joint in wheel well bay	1	L56	C	88/15
16591	E.B6.75.615	PIPE, assembly, from pipe joint in wheel well bay to fuselage bulkhead connection	1	L56	C	88/16
28F/17675	AS.5402	RING, sealing, type A	3	-	C	89/29
28F/4051715	AGS.1119/K	UNION, tee	1	-	C	89/26
		Attaching parts for AGS.1119/K:-				
26395	E.B6.75.435A	Cover, outer	1	L44	C	89/24
26396	E.B6.75.437A	Cover, outer	1	L44	C	89/25
	E B7.50.31	VALVE, HOT AIR, ASSEMBLY	1	-	-	89/1
		Consisting of:-				
R 5W/4511908	E.E. CO. B'FORD Type 234	ACTUATOR	1	-	A	89/4
R 27V/4604668	TEDDINGTON FKH/A/16	VALVE, hot air	1	-	A	89/3
		Attaching parts for E.B7.50.31:-				
12125	E.B6.75.443A	Cover, outer	1	L44	C	89/19
12076	E.B6.75.445A	Cover, outer	1	L44	C	89/20
28M/1011475	A27/EP SP47/E	Nut, 1/4" BSF plain	8	-	C	89/10
		Washer, 1/4" BSF spring	8	-	C	89/9
R 27KD/4631324	NORMALAIR 501670	VALVE, non-return	1	-	A	89/6
		Attaching parts for 501670:-				
28D/9436920	A25/1C	Bolt, 2 BA hex. head	4	-	C	89/8
28D/9133011	A25/2C	Bolt, 2 BA hex. head	2	-	C	89/15
28D/1200119	A25/4C	Bolt, 2 BA hex. head	6	-	C	89/14
12074	E B6.75.439A	Cover, outer	1	L44	C	89/24
12075	E B6.75.441A	Cover, outer	1	L44	C	89/25
28M/1278190	AGS.2001/C/1	Nut, stiff, 2 BA	6	-	C	89/16
28W/9419402	SP13/C	Washer, 2 BA plain	6	-	C	89/7
28W/9416643	SP47/C	Washer, 2 BA spring	6	-	C	89/5

SERVICES

COLD AIR SUPPLY TO PILOT

Part Number	Description	No. Off	Matl. Spec.	Plate No.						
					1	2	3	4	5	6
-	COLD AIR SYSTEM TO PILOT, ASSEMBLY (EG7.74.1) Spares for:-	-	-	20/9						
EA3.74.45	. BRACKET, non-return valve mounting	1	L72	20/16						
EEAS143/5 or AS4523/3	. CLIP, pipe, 3/16" o/d (Pre-Ait. R60/91 - Mod 5101)	5	L72	20/12						
EEAS143/15	. CLIP, pipe (Alt. R60/91 - Mod 5101)	5	-							
EEAS143/5H	. CLIP, pipe, 1" o/d	6	L72	20/8						
or AS4525/3	. CLIP, pipe, 3/16" o/d bonding	2	L72	20/2						
EA3.74.47	. CLIP, pipe (Alt. R60/91 - Mod 5101)	2	L54	20/17						
A61/15C SP15/C	. CLIP, for non-return valve mounting Attachments:- . Bolt, 2 BA hex. head . Washer, 2 BA plain	4 4	- -	20/27 20/26						
EA3.74.53	. COUPLING, drain pipe outlet	1	DTD423	20/14						
EA3.74.63	. HOSE, connection, 1" i/d x 3" long, between air pipe section (Make from 32C376)	5	DTD625	20/18						
EA3.74.67	. HOSE, connection, 3/16" i/d x 1-1/4" long from water trap to drain pipe (Make from 32C/488)	1	DTD625	20/15						
THERMOTANKS K1259/43 EG7.74.5	. LOUVRE, 'punkah', air, type D.A.R.2 . PIPE, cold air, from hose connection to louvre forward of frame 2	1 1	- L54	20/5 20/6						
EA3.74.55	. PIPE, cold air, from hose connection, frame 1 to non-return valve	1	L54	20/1						
EA3.74.111	. PIPE, cold air, from hose connection, frame 1 to hose connection between frames 1 and 2	1	L54	20/7						
EA3.74.115	. PIPE, water drain, aft of frame 1	1	L54	20/3						
EG7.81.1511	. RING, louvre mounting	1	Plywood	20/4						
EA3.74.49	. SCOOP, cold air	1	DTD213	20/10						
EEAS20/2/DR	. TAB, locking, drain pipe coupling	1	L72	20/13						
EA3.74.109	. TRAP, water	1	L54	20/11						
EA3.74.23	. VALVE, NON-RETURN, GROUP Consisting of:-	1	-	20/29						
EA3.74.39	. . . ADAPTER	2	L40	20/19						
EA3.74.41	. . . BODY, non-return valve	1	L40	20/23						
EA3.74.25	. . . PLUNGER, valve seal, assembly Spares for:-	1	-	20/20						
EA3.74.29	. . . SEAT, valve	1	Hallprene 21	20/21						
EA3.74.27	. . . WASHER, valve seat	1	L40	20/22						
EA3.74.35	. . . SHIM, laminated	1	Lam.Alum.	20/24						
EA3.74.37	. . . SPRING, compression	1	DTD215	20/25						
EA3.74.33	. . . WASHER, sealing	1	DTD378A	20/28						

SERVICES
DE-MISTING SYSTEM

Ref. No.	Part No.	Description	No. off	Matl. Spec.	Cl. of Equip. M.R. L.M.	Fig. and Index
	—	DE-MISTING SYSTEM, ASSEMBLY (E.G7.76.1)	—	—	—	21/14
		Spares for:—				
	5UD/3310	↑				
	6734	EEAS.136	1	—	A	21/31
R	28E/2103541	AGS.3924/1	3	L72	C	21/11
R	28E/2103542	AGS.3924/2	2	—	C	
		CLIP (Mod. 5238)				
		CLIP (Mod. 5238)	11	—	C	
		DEMISTER, INTER-CANOPY, ASSEMBLY (E.G7.76.3)	—	—	—	21/13
		Spares for:—				
	5183	EEAS.143/25	1	L72	C	21/5
		CLIP; pipe				
		Attaching parts for EEAS.143/25:—				
	28S/	4111/10/5/16	1	—	C	21/4
		Screw, self tapping, round head				
	4612	E.A3.76.241	1	L54	C	21/6
	34910	E.G7.76.35	1	L54	B	21/3
		FLANGE, assembly				
		PIPE, assembly, demister				
		Attaching parts for E.G7.76.35:—				
	28D/1212964	A.61/1B	5	—	C	21/1
	28W/9419474	SP.15/B	1	—	C	21/2
		Bolt, 4 BA hex. head				
		Washer, 4 BA plain				
		E.G7.76.53	1	—	—	21/7
		VALVE, BUTTERFLY, ASSEMBLY				
		Consisting of:—				
	4614	E.A3.76.223	1	—	B	21/8
	1815	E.A3.76.47	1	—	B	22/30
		VALVE, butterfly, assembly				
		FILTER, GROUP				
		Consisting of:—				
	1816	E.A3.76.69	3	S95	C	22/21
	1817	E.A3.76.51	1	—	C	22/24
		E.A3.76.49	1	—	—	22/29
	1892	↑	1	—	C	22/22
	28M/1013165	AGS.113/B	1	—	C	22/22
		ELEMENT, filter (Purolator MFA.36A)				
	8978	E.A3.76.67	3	—	C	22/26
	1818	E.A3.76.75	1	L40	C	22/28
	1819	E.A3.76.71	1	DTD.215	C	22/27
		NUT, wing, 4 BA				
		PLUG, sealing				
		SPRING				
		WASHER, sealing, rubber				
	1820	E.A3.76.73	2	Rubber S/H 30	C	22/23
		WASHER, sealing, rubber				
	28W/1031013	AGS.163/B	1	Rubber S/H 30	C	22/31
		E.A3.76.23	3	—	C	22/25
R		WASHER, spring				
R		HOSE, connecting, 3/8" o/d x 1/4" i/d x 60" long	1	—	LM	21/18
		(Make from 32C/533) (Pre-Mod. 5238)				
R		E.A3.76.27	1	—	LM	21/16
		HOSE, connecting, 9/16" o/d x 7/16" i/d x 4" long				
		(Make from 32C/534) (Pre-Mod.5238)				
R		E.A3.76.29	1	—	LM	21/15
		HOSE, connecting, 9/16" o/d x 7/16" i/d x 6" long				
		(Make from 32C/534) (Pre-Mod 5238)				
R		E.A3.76.31	1	—	LM	21/19
		HOSE, connecting, 9/16" o/d x 7/16" i/d x 2" long				
		(Make from 32C/534) (Pre-Mod. 5238)				
R		E.A3.76.33	10	—	LM	21/9
		HOSE, connecting, 9/16" o/d x 7/16" i/d x 1".5 long				
		(Make from 32C/534) (Pre-Mod. 5238)				
R		E.A3.76.175	1	—	LM	21/12
		HOSE, connecting, 9/16" o/d x 7/16" i/d x 20" long				
		(Make from 32C/534) (Pre-Mod. 5238)				

SERVICES
DE-MISTING SYSTEM

Ref. No.	Part No.	Description	No. off	Mater. Spec.	Cl. of Equip. M.R. L.M.	Fig. and Index
	—	MOUNTING, BLOWER, FORWARD OF FRAME 5, INSTALLATION (E.G7.76.5)	—	—	—	21/24
	E.G7.76.9	Spares for:— MOUNTING, BLOWER, ASSEMBLY	1	—	—	21/28
34911	E.G7.76.41	Spares for:— CHANNEL, base, assembly	1	L72	C	21/42
9044	E.A3.76.81	CLIP, blower mounting	1	DTD.124	C	21/43
28D/9140648	A.25/19C	Attaching parts for E.A3.76.81:— Bolt, 2 BA hex. head	4	—	C	21/33
28M/1278190	AGS.2001/C/1	Nut, stiff, 2 BA	4	—	C	21/40
28W/9419475	SP.15/C	Washer, 2 BA plain	4	—	C	21/41
8974	E.A3.76.95	CONNECTION, blower inlet	1	—	C	21/29
28D/1212403	A.25/33C	Attaching parts for E.A3.76.95:— Bolt, 2 BA hex. head	2	—	C	21/36
28M/1278190	AGS.2001/C/1	Nut, stiff, 2 BA	2	—	C	21/34
5049	E.A3.76.161	Washer, joint	1	—	C	21/30
28W/9419475	SP.15/C	Washer, 2 BA plain	2	—	C	21/35
8975	E.A3.76.131	CONNECTION, blower outlet	1	—	C	21/32
28S/9992524	A.32/A8	Attaching parts for E.A3.76.131:— Screw, 6 BA round head	4	—	C	21/44
28W/9416641	SP.47/A	Washer, 6 BA spring	4	—	C	21/45
28D/1010030	A.25/7C	Attaching parts for E.G7.76.9:— Bolt, 2 BA hex. head	4	—	C	21/37
5070	E.A3.76.91	Washer, rubber	12	—	C	21/39
28W/9419475	SP.15/C	Washer, 2 BA plain	4	—	C	21/38
	—	MOUNTING, FILTER, INSTALLATION (E.G7.76.7)	—	—	—	22/15
28D/9436920	A.25/1C	Spares for:— Bolt, 2 BA hex. head	4	—	C	22/18
	E.G7.76.17	BRACKET, MOUNTING, L.H., C/W STRAP,	1	—	—	22/20
42334	E.A1.10.1671	ASSEMBLY Spares for:— EYE-BOLT	1	L40	C	22/12
1004	E.A1.10.1663	NUT, knurled finger	1	L40	C	22/14
28W/1009699	E.A3.76.259	PIN, 5/32" dia.	1	L40	—	22/11
	SP.55/C	WASHER, spring	1	—	C	22/13
	E.G7.76.18	BRACKET, MOUNTING, R.H., C/W STRAP,	1	—	—	22/19
42334	E.A1.10.1671	ASSEMBLY Spares for:— EYE-BOLT	1	L40	C	22/12
1004	E.A1.10.1663	NUT, knurled finger	1	L40	C	22/14
28W/1009699	E.A3.76.259	PIN, 5/32" dia.	1	L40	—	22/11
28M/1278190	AGS.2001/C/1	WASHER, spring	1	—	C	22/13
		NUT, stiff, 2 BA	4	—	C	22/16

SERVICES

DE-MISTING SYSTEM

Part Number	Description	No. Off	Mati. Spec.	Plate No.
SP15/C	. . WASHER, 2 BA plain	4	-	22/17
EA3.76.5	. . PIECE, tee, at drier tube, frame 5	1	L54	21/17
EG7.76.23	. . PIPE, assembly, from hose connection frame 4 to air drier connection frame 5, 1/2" o/d x 22 SWG	1	L54	21/20
EG7.76.25	. . PIPE, assembly, from hose connection to blower unit forward of frame 5, 1/2" o/d x 22 SWG	1	L56	21/21
EG7.76.27	. . PIPE, assembly, from hose connection frame 4 to blower unit hose connection forward of frame 5, 1/2" o/d x 22 SWG	1	L56	21/25
EG7.76.29	. . PIPE, assembly, from hose connection to air filter at frame 1A, 1/2" o/d x 22 SWG	1	L56	21/27
EG7.76.31	. . PIPE, assembly, from air filter forward of frame 1A to demisting hose connection forward of frame 2, 1/2" o/d x 22 SWG	1	L56	21/10
EG7.76.49	. . PIPE, assembly, from hose connection forward of frame 4 to hose connection aft of frame 4, 1/2" o/d x 22 SWG	1	L56	21/22
EG7.76.51	. . PIPE, assembly, from hose connection frame 1 to hose connection aft of frame 1, 1/2" o/d x 22 SWG	1	L56	21/26
EA3.76.165	. . PIPE, assembly, from hose connection aft of frame 1 to hose connection forward of frame 4	1	DTD310	21/23
EA3.76.101	. . TUBE, AIR DRIER, FRAME 5, STARBOARD GROUP Spares for:-	1	-	22/38
EA3.76.159	. . ADAPTOR	1	-	22/39
EA3.76.103	. . CONTAINER, body	1	-	22/37
VOKES A12681	. . FILTER	2	-	22/36
EA3.76.105	. . HOSE, connecting, 3-1/8" o/d x 3" i/d x 2" long	1	Rubber	22/35
EA3.76.107	. . VALVE, GROUP Spares for:-	1	-	22/34
EA3.76.147	. . . SEAL	1	Rubber	22/33
EA3.76.149	. . . SPRING	2	Spring Steel	22/32
EA3.76.201	. . TUBE, AIR DRIER, FRAME 5, PORT, GROUP Consisting of:-	1	-	22/10
EA3.76.187	. . BOLT, special	3	S95	22/7
EA3.76.207	. . CAP, container	1	L54	22/3
EA3.76.199	. . CONTAINER, body	1	-	22/8
EA3.76.79	. . FILTER, GROUP Spares for:-	1	-	22/5
EA3.76.77	. . . FILTER, pad, complete, 40 mesh. 34 SWG	1	-	22/9
EA1.76.21	. . . PLATE, retaining	1	L72	22/6
AGS113/B	. . NUT, wing, 4BA	3	-	22/1
EA1.76.25	. . WASHER, rubber sealing, container end caps	2	S/H 40-45	22/4
AGS163/B	. . WASHER, spring	3	-	22/2
EA3.76.301	. . TUBE, 0.25" i/d x 0.37" o/d x 60" long (Mod. 5238)	1	DTD818.L3 Black	21/18
EA3.76.305	. . TUBE, 0.5" i/d x 0.62" o/d x 4" long (Mod. 5238)	1	DTD818.L3 Black	21/16
EA1.76.307	. . TUBE, 0.5" i/d x 0.62" o/d x 6" long (Mod. 5238)	1	DTD818.L3 Black	21/15
EA3.76.309	. . TUBE, 0.5" i/d x 0.62" o/d x 2" long (Mod. 5238)	1	DTD818.L3 Black	21/19
EG3.76.311	. . TUBE, 0.5" i/d x 0.62" o/d x 1.5" long (Mod. 5238)	10	DTD818.L3 Black	21/9
EA3.76.313	. . TUBE, 0.5" i/d x 0.62" o/d x 20" long (Mod. 5238)	1	DTD818.L3 Black	21/12

R

EQUIPMENT IN INNER WING, LEADING EDGE, PORT

Ref. No.	Part No.	Description	No. off	Mat. Spec.	Cl. of Equip. M.R. L.M.	Fig. and Index
	-	EQUIPMENT IN INNER WING LEADING EDGE, PORT, ASSEMBLY (E.A3.00.67)	-	-	-	
	E.B7.61.1	BOX, GEAR, ASSEMBLY	-	-	-	90/62
		Spares for:-				
399	E.A1.50.595	ADAPTOR, for hydraulic pump drain pipe	1	DTD126	C	90/68
16482	E.B7.61.39	BLOCK, generator steady, aft	1	EEDX16	C	90/10
		Attaching parts for E.B7.61.39:-				
28D/1008149	A25/2B	Bolt, 4 BA hex. head	1	-	C	90/14
28D/9015170	A25/16B	Bolt, 4 BA hex. head	1	-	C	90/6
28M/1278189	AGS.2001/B/1	Nut, stiff, 4 BA	2	-	C	90/9
28W/9419465	SP13/B	Washer, 4 BA plain	1	-	C	90/4
28W/9419474	SP15/B	Washer, 4 BA plain	1	-	C	90/16
16484	E.B7.61.41	BLOCK, generator steady, forward	1	EEDX16	C	90/17
		Attaching parts for E.B7.61.41:-				
28D/1008149	A25/2B	Bolt, 4 BA hex. head	1	-	C	90/19
28D/9015170	A25/16B	Bolt, 4 BA hex. head	1	-	C	90/3
28M/1278189	AGS.2001/B/1	Nut, stiff, 4 BA	2	-	C	90/8
28W/9419474	SP15/B	Washer, 4 BA plain	2	-	C	90/1
	DOWTY ROTOL PTG.3/1	BOX, gear, auxiliary	1	-	-	90/38
	or					
37L/160	DOWTY ROTOL PTG.3/3	BDX, gear, auxiliary	1	-	A	90/39
		Attaching parts for PTG.3/1 or PTG.3/3:-				
	E.B7.61.1A	Nut, special, 3/8" BSF (Make from 28M/1011473)	4	-	LM	90/54
28W/9146646	SP47/J	Washer, 3/8" BSF spring	4	-	C	90/55
	BUCK & HICKMAN	CHAIN, pip pin safety, single link, 3" long	2	-	-	90/49
5664	E.B7.61.43	CLAMP, half, generator steady, upper	1	L72	C	90/50
5665	E.B7.61.45	CLAMP, half, generator steady, lower	1	L72	C	90/53
		Attaching parts for E.B7.61.43 and E.B7.61.45:-				
28D/9133012	A25/3C	Bolt, 2 BA hex. head	4	-	C	90/51
28M/1278190	AGS.2001/C/1	Nut, stiff, 2 BA	4	-	C	90/52
5666	E.B7.61.37	CONNECTION, elbow, stage 12 engine tapping	1	S92	C	90/58
5670	E.B7.61.23	COVER, half, for 2 speed generator drive	1	L59	C	90/37
13019	E.B7.61.111	COVER, inlet, half, for 2 speed generator drive	1	L59	C	90/35
37L/15000	-	DRIVE, 2 speed generator (E.B7.61.59)	1	-	A	90/34
6876	E.B7.61.25	DUCT, outlet, air, 2 speed drive and generator cooling	1	L59	C	90/45
6877	E.B7.61.53	DUCT, air, leading edge entry	1	L59	C	90/47
R 5UA/4360453	†	GENERATOR, 24v type P.3	1	-	A	90/31
5673	E.B7.61.87	HOSE, air outlet pipe connecting, 2.5" i/d x 4" l long	1	Asbestos	C	90/42
28FP/9485292	A405	PIN, "pip", type A, generator steady locating	2	-	C	90/43
408	E.A1.61.8	PIPE, drain, gear box	1	L56	C	90/66
409	E.A1.61.41	PIPE, drain, hydraulic pump	1	L56	C	90/64

EQUIPMENT IN INNER WING, LEADING EDGE, STARBOARD

Ref. No.	Part No.	Description	No. off	Matl. Spec.	Cl. of Equip. M.R. L.M.	Fig. and Index
	-	EQUIPMENT IN INNER WING, LEADING EDGE, STARBOARD, ASSEMBLY (E.A3.00.68) Spares for:-	-	-	-	
	E.B7.61.2	BOX, GEAR, ASSEMBLY Spares for:-	-	-	-	90/63
399	E.A1.50.595	ADAPTOR, for hydraulic pump drain pipe	1	DTD126	C	90/68
16483	E.B7.61.40	BLOCK, generator steady, aft Attaching parts for E.B7.61.40:-	1	EEDX16	C	90/11
28D/1008149	A25/2B	Bolt, 4 BA hex. head	1	-	C	90/14
28D/9105170	A25/16B	Bolt, 4 BA hex. head	1	-	C	90/6
28M/1278189	AGS.2001/B/1	Nut, stiff, 4 BA	2	-	C	90/9
25588	AS.2810/4/146	Tube, distance	1	L6 2	C	90/5
28W/9419465	SP13/B	Washer, 4 BA plain	1	-	C	90/4
28W/9419474	SP15/B	Washer, 4 BA plain	1	-	C	90/16
16485	E.B7.61.42	BLOCK, generator steady, forward Attaching parts for E.B7.61.42:-	1	EEDX16	C	90/18
28D/1008149	A25/2B	Bolt, 4 BA hex. head	1	-	C	90/19
28D/9015170	A25/16B	Bolt, 4 BA hex. head	1	-	C	90/3
28M/1278189	AGS.2001/B.1	Nut, stiff, 4 BA	2	-	C	90/8
25588	AS.2810/4/146	Tube, distance	1	-	C	90/2
28W/9419474	SP15/B	Washer, 4 BA plain	2	-	C	90/1
37L/	DOWTY ROTOL PTG.3/2 or	BOX, gear, auxiliary	1	-	-	90/40
37L/161	DOWTY ROTOL PTG.3/4	BOX, gear, auxiliary	1	-	A	90/41
	E.B7.61.1A	Attaching parts for PTG.3/2 or PTG.3/4:- Nut, special, 3/8" BSF (Make from A27/JP Ref. 28M/1011473)	4	-	LM	90/54
28W/9146646	SP47/J	Washer, 3/8" BSF spring	4	-	C	90/55
5664	BUCK & HICKMAN E.B7.61.43	CHAIN, pip pin safety, single link, 3" long	2	-	-	90/49
	E.B7.61.43	CLAMP, half, generator steady, upper Attaching parts for E.B7.61.43:-	1	L72	C	90/50
28D/9133012	A25/3C	Bolt, 2 BA hex. head	2	-	C	90/51
28M/1278190	AGS.2001/C/1	Nut, stiff, 2 BA	2	-	C	90/52
5665	E.B7.61.45	CLAMP, half, generator steady, lower Attaching parts for E.B7.61.45:-	1	L72	C	90/53
28D/9133012	A25/3C	Bolt, 2 BA hex. head	2	-	C	90/51
28M/1278190	AGS.2001/C/1	Nut, stiff, 2 BA	2	-	C	90/52
5667	E.B7.61.38	CONNECTION, elbow, stage 12 engine tapping	1	S92	C	90/59
5670	E.B7.61.23	COVER, half, for 2 speed generator drive	1	L59	C	90/37
13020	E.B7.61.112	COVER, inlet, half, for 2 speed generator drive	1	L59	C	90/36
37L/15000	-	DRIVE, 2 speed generator (E.B7.61.59)	1	-	A	90/34
6882	E.B7.61.26	DUCT, outlet, air, 2 speed drive and generator cooling	1	L59	C	90/46
6883	E.B7.61.54	DUCT, air, leading edge entry	1	L59	C	90/48
R 5UA/4360453	↑	GENERATOR, 24v type P3	1	-	A	90/31

SERVICES

FIRE PROTECTION SYSTEM IN PORT WING

Part Number	Description	No. Off	Matl. Spec.	Plate No.
-	FIRE PROTECTION SYSTEM IN PORT WING ASSEMBLY (EG7.60.15) Spares for:—	-	-	23/23
EA1.60.121	. BOLT, special, mounting strap attachment	1	S92	23/9
EA1.60.41	. BRACKET, support, fire extinguisher	1	-	23/10
EA1.60.47	. EXTINGUISHER, FIRE, ASSEMBLY Consisting of:—	1	-	23/5
R A716-3	. . CARTRIDGE, 2 pin, No. 1, Mk.3	1	-	23/11
R 27N4526468	. . EXTINGUISHER, fire, methyl bromide dual head	1	-	23/13
or				
R 27N4684644	. . EXTINGUISHER, fire, methyl bromide	1	-	23/14
EA1.60.53	. PIPE, assembly, from fire extinguisher to inboard engine rib connection	1	-	23/17
EA1.60.33	. STRAP, mounting, fire extinguisher Attaching parts for EA1.60.33:—	1	-	23/7
R A25/1B	. Bolt, 4 BA hex. head	6	-	23/1
AGS2001/B/1	. Nut, stiff, 4 BA	6	-	23/3
EEAS28/2/EU	. Washer	6	S515	23/2
EA1.60.21	. TRUNNION, fire extinguisher strap	1	DTD126A	23/8
EA1.60.23	. TRUNNION, fire extinguisher strap	1	DTD126A	23/6
EA1.60.55	. UNION, bulkhead, inboard engine rib (Make from 28F/9157486) Attaching parts for EA1.60.55:—	1	-	23/22
A25/2C	. Bolt, 2 BA hex. head	3	-	23/18
AGS2001/C/1	. Nut, stiff, 2 BA	3	-	23/21
EA1.60.13	. Plate, locking tab	2	L72	23/19
SP13/C	. Washer, 2 BA plain	3	-	23/20
EEAS28/2/EU	. WASHER	4	S515	23/15



FIRE PROTECTION SYSTEM IN STARBOARD WING

Ref. No.	Part No.	Description	No. off	Matl. Spec.	Cl. of Equip. M.R. L.M.	Fig. and Index
	-	FIRE PROTECTION SYSTEM IN STARBOARD WING, ASSEMBLY (E.G7.60.16)	-	-	-	23/24
		Spares for:-				
	3410 E.A1.60.121	BOLT, special, mounting strap attachment	1	S92	C	23/9
	3624 E.A1.60.41	BRACKET, support, fire extinguisher	1	-	C	23/10
	E.A1.60.48	EXTINGUISHER, FIRE, ASSEMBLY	1	-	-	23/4
		Consisting of:-				
R	12K/9635263	↑ CARTRIDGE, 2 pin, No. 1, Mk. 3	1	-	A	23/11
R	27N/4526468	↑ EXTINGUISHER, fire, methyl bromide, dual head	1	-	A	23/13
		or				
R	27N/4684644	↑ EXTINGUISHER, fire, methyl bromide	1	-	A	23/14
	1412 E.A1.60.54	PIPE, assembly, from fire extinguisher to inboard engine rib connection	1	-	C	23/18
	1703 E.A1.60.33	STRAP, mounting, fire extinguisher	1	-	C	23/7
		Attaching parts for E.A1.60.33:-				
	28D/1010658 A.25/1B	Bolt, 4 BA hex. head	6	-	C	23/1
	28M/1278189 AGS.2001/B/1	Nut, stiff, 4 BA	6	-	C	23/3
	3411 EEAS.28/2/EU	Washer	6	S515	C	23/2
	1704 E.A1.60.21	TRUNNION, fire extinguisher strap	1	DTD.126A	C	23/8
	1705 E.A1.60.23	TRUNNION, fire extinguisher strap	1	DTD.126A	C	23/6
	E.A1.60.55	UNION, bulkhead, inboard engine rib (Make from 28F/9157486)	1	-	LM	23/22
		Attaching parts for E.A1.60.55:-				
	28D/9133011 A.25/2C	Bolt, 2 BA hex. head	3	-	C	23/18
	28M/1278190 AGS.2001/C/1	Nut, stiff, 2 BA	3	-	C	23/21
	7779 E.A1.60.13	Plate, locking tab	2	L72	C	23/19
	28W/9419402 SP.13/C	Washer, 2 BA plain	3	-	C	23/20
	3411 EEAS.28/2/EU	WASHER	4	S515	C	23/15



SERVICES

FIRE PROTECTION SYSTEM IN FUSELAGE

Part Number	Description	No. Off	Mati. Spec.	Plate No.
-	FIRE PROTECTION SYSTEM IN FUSELAGE ASSEMBLY (EG7.60.1) Spares for:-	-	-	25/14
A716-3	. CARTRIDGE, electric, No. 1, Mk. 3	1	-	25/13
AGS1116/C	. CONE, elbow	1	-	25/21
AGS1120/10	. CONE, tee	1	-	25/17
AGS1111/C	. CONE, union, flanged	2	-	25/2
GRAVINER	. EXTINGUISHER, fire Attaching parts for 27N/4526467:-	1	-	25/5
A25/15B	. Bolt, 4 BA hex. head	4	-	25/6
AGS2001/B/1	. Nut, stiff, 4 BA	4	-	25/10
A31/C48	. Screw, 2 BA cheese head	2	-	25/12
EA2.60.25	. Strap, front	4	-	25/9
EA2.60.27	. Strap, rear	4	-	25/7
EA2.60.11	. Trunnion	2	DTD126A	25/11
EA2.60.13	. Trunnion	2	DTD126A	25/8
-	. FIRE EXTINGUISHER BOTTLES, AND SPRAY PIPE, IN BOMB BAY AREA, ASSEMBLY (EG7.60.7) Spares for:-	-	-	26/10
A716-3	. . CARTRIDGE, electric	2	-	26/13
EA1.60.39	. . ELBOW, connection at fire extinguisher	2	T45	26/17
GRAVINER	. . EXTINGUISHER, fire, type 60A	2	-	26/7
GRAVINER Type A594	. . INDICATOR, pressure relief	2	-	26/1
EG7.60.9	. . PIPE, assembly, transverse, from special tee at centre line to fire extinguisher aft of frame 13	1	L56	26/14
EG7.60.23	. . PIPE, assembly, from special tee aft of frame 13 to 4-way piece aft of frame 17	1	L56	26/16
EG7.60.25	. . PIPE, assembly, from coupling frame 12 to special tee aft of frame 13	1	L56	26/21
EG7.60.27	. . PIPE, assembly, from coupling at centre line, forward of frame 29 to tee piece aft of frame 27	1	L56	26/19
EG7.60.11	. . PIPE, assembly, from coupling at centre line to fire extinguisher coupling, frame 29	1	L56	26/11
EG7.60.17	. . PIPE, assembly, from fire extinguisher to pressure relief indicator, frame 29	1	L56	26/18
EG7.60.19	. . PIPE, assembly, from fire extinguisher to pressure relief indicator, frame 13	1	L56	26/20
-	. . STRUCTURE, FIRE BOTTLE MOUNTING, AT BULKHEAD 13, ASSEMBLY (EG7.11.1395) Spares for:-	-	-	26/3
A31/C48	. . . SCREW, 2 BA cheese head	2	-	26/9

SERVICES

FIRE PROTECTION SYSTEM IN FUSELAGE

Part Number	Description	No. Off	Matl. Spec.	Plate No.
EG7.11.1407	. . . STRAP, fire bottle Attaching parts for EG7.11.1407:-	4	L72	26/12
A25/20B	. . . Bolt, 4 BA hex. head	1	-	26/5
AGS2002/B/1	. . . Nut, stiff, 4 BA	1	-	26/6
EA1.60.21	. . . TRUNNION	2	DTD126A	26/2
EA1.60.23	. . . TRUNNION	2	DTD126A	26/8
-	. . . STRUCTURE, FIRE BOTTLE MOUNTING AT BULKHEAD 29, ASSEMBLY (EG7.11.1423) Spares for:-	-	-	26/23
A31/C48	. . . SCREW, 2 BA cheese head	2	-	26/28
EG7.11.1407	. . . STRAP, fire bottle Attaching parts for EG7.11.1407:-	4	L72	26/27
A25/20B	. . . Bolt, 4 BA hex. head	1	-	26/26
AGS2002/B/1	. . . Nut, stiff, 4 BA	1	-	26/25
EA1.60.21	. . . TRUNNION	2	DTD126A	26/24
EA1.60.23	. . . TRUNNION	2	DTD126A	26/22
EEAS20/8/CR	. . . TAB, locking	2	L72	26/4
EB2.73.1331	. . . TEE, special cone, unequal	1	L65	26/15
-	. . . FIREWIRE, IN CENTRE FUSELAGE, INSTALLATION (EG7.60.3) (Pre Mod 5466)	-	-	24/8
-	. . . FIREWIRE, IN CENTRE FUSELAGE, INSTALLATION (EG7.60.5003) (Mod 5466) Spares for:-	-	-	
GRAVINER D3170	. . . ADAPTER, fitting, termination Attaching parts for D3170:-	2	-	24/24
A25/1C	. . . Bolt, 2 BA hex. head	2	-	24/26
AGS2001/C/1	. . . Nut, stiff, 2 BA	2	-	24/22
EEAS20/3/DR	. . . Tab, locking	1	L72	24/25
SP13/C	. . . Washer, 2 BA plain	2	-	24/23
EEAS552/4	. . . BOBBIN, distance (Pre Mod 5466)	6	L65	24/3
EEAS552/4	. . . BOBBIN, distance (Mod 5466)	7	L65	
A25/5B	. . . BOLT, 4 BA (Mod 5466)	1	-	
A25/5C	. . . BOLT, 2 BA (Mod 5466)	2	-	
A25/6C	. . . BOLT, 2 BA (Mod 5466)	2	-	
EB2.60.73	. . . CLIP, securing, 'graviner' connector Attaching parts for EB2.60.73:-	5	L72	24/6
A25/3B	. . . Bolt, 4 BA hex. head	1	-	24/5
AGS2001/B/1	. . . Nut, stiff, 4 BA	1	-	24/14
SP13/B	. . . Washer, 4 BA plain	1	-	24/13
SP16/B	. . . Washer, 4 BA plain	2	-	24/12
D3004	. . . CLIP (Pre Mod 5466)	132	-	24/10
D3004	. . . CLIP (Mod 5466)	129	-	
GRAVINER D2475	. . . CONNECTOR, hexagonal	6	-	24/7
GRAVINER D3131	. . . COUPLING, flanged Attaching parts for D3131:-	4	-	24/20
A25/1B	. . . Bolt, 4 BA hex. head	3	-	24/21
AGS2001/B/1	. . . Nut, stiff, 4 BA	3	-	24/14
EEAS20/2/DR	. . . Tab, locking	2	L72	24/19
SP13/B	. . . Washer, 4 BA plain	3	-	24/13

SERVICES
FIRE PROTECTION SYSTEM IN FUSELAGE

Part Number	Description	No. Off	Matl. Spec.	Plate No.
R	. . . DETECTOR, OVERHEAT SYSTEM (EG7.60.5005) (Mod.5541) Spares for:--	-	-	24A/1
R	EG7.60.5007 . . . CHANNEL, Mounting assembly Spares for:--	1	-	24A/2
R	AGS2009C1 NUT, anchor	4	-	24A/3
R	10.10001 . . . CLAMP Attaching parts:--	58	-	24A/4
R	EEAS552.4 . . . Bobbin (at 3 positions)	1	-	24A/5
R	A25/3C . . . Bolt, 2BA (at 1 position)	1	-	24A/6
R	A25/6C . . . Bolt, 2BA (at 3 positions)	1	-	24A/7
R	A25/1C . . . Bolt, 2BA	1	-	24A/8
R	AGS2001C1.66 . . . Nut, stiff, 2BA	1	-	24A/9
R	SP124D . . . Washer	1	-	
R	3001.173/537/80C -12M . . . DETECTOR, Responder unit	1	-	24A/10
	Attaching parts:--			
R	A25/3C . . . Bolt, 2BA	4	-	24A/11
R	10-20070 . . . Clamp, saddle	2	-	24A/12
R	SP125D . . . Packing	4	-	24A/13
R	SP124D . . . Washer	4	-	24A/14
R	3106 . . . LINER	58	-	24A/15
	D2370/60 . . . ELEMENT, sensing, 5 ft	2	-	24/2
	D2370/89 . . . ELEMENT, sensing, 7 ft 5 ins	1	-	24/4
	D2370/120 . . . ELEMENT, sensing, 10 ft	7	-	24/1
	D2370/120 . . . ELEMENT, sensing, 1 ft 8 ins	1	-	
	D3893 . . . SLEEVE, bushing (Pre Mod.5466)	132	-	24/11
	D3893 . . . SLEEVE, bushing (Mod.5466)	135	-	
	SP16/C . . . WASHER, thick (Mod.5466)	6	-	
	AGS1142/F . . . NIPPLE, adapter	2	-	25/16
	- . . MOUNTING, FUSE HOLDERS, FIRE EXTINGUISHER SYSTEM, BOMB BAY, ASSEMBLY (EG7.11.1441) Spares for:--	-	-	24/9
	A984 . . . FUSE, indicator	1	-	24/16
	A381 . . . HOLDER, fuse	1	-	24/15
	EG7.11.1447 . . . PANEL, perspex, assembly	1	-	24/17
	EEAS1/1C . . . Screw, 2BA, 120° c'sk head	4	S96	24/18
	EA1.60.137 . . . PIPE, assembly, on bulkhead, at frame 12 in centre fuselage	1	L56	25/1
	EA1.60.143 . . . PIPE, assembly, from 4-way junction piece at frame 18 to tee pieces at frame 27	1	L56	25/4
	EA1.60.165 . . . PIPE, assembly, from elbow at frame 27A to cone tee	1	L56	25/19
	EA1.60.167 . . . PIPE, assembly, spray, from cone tee of frame 27A	1	L56	25/22
	EB7.60.15 . . . PIPE, assembly, from cone tee to reducing union connection	1	L56	25/15
	EB7.60.17 . . . PIPE, assembly, from fire extinguisher bottle to reducing union at frame 27A	1	L56	25/18
	AGS1125/10 . . . UNION, piece, 4-way	1	-	25/3
	AGS1108/C . . . UNION, reducing	1	-	25/20

SERVICES

FIRE PROTECTION SYSTEM IN FUSELAGE

Part Number	Description 1 2 3 4 5 6	No. Off	Matl. Spec.	Plate No.

SERVICES

FUEL SYSTEM IN CENTRE FUSELAGE

Part Number	Description	No. Off	Matl. Spec.	Plate No.
-	FUEL SYSTEM IN CENTRE FUSELAGE, ASSEMBLY (EG7.57.5)	-	-	27/1
-	Spares for: FUEL, INSTALLATION, ASSEMBLY (EG7.57.9)	-	-	27/2
-	Spares for:			
EA1.57.121	CAP, FILLER, No.1 AND No.2 FUEL TANK, GROUP (Pre Mod.648)	2	-	27/4
R EA3.57.435	CAP, FILLER, No.1 AND No.2 FUEL TANK, ASSEMBLY (Mod.648)	2	-	27/3
-	Spares for:			
EA1.57.133	ADAPTOR, filler cap drain	1	L40 or L64	27/11
AS2590	CAP, FILLER, GROUP	1	-	27/6
-	Consisting of:			
AS2591	BASE	1	-	27/14
AS2592	CAP	1	-	27/8
AS5364	RING, sealing	1	-	27/7
-	Attaching parts for AS2590:			
A25/2C	Bolt, 2BA hex. head	10	-	27/17
AGS2001/C/1	Nut, stiff, 2BA	10	-	27/10
EA1.57.131	Ring, sealing	1	Neo-K-Tex	27/15
EA2.56.71	Screw, 2BA	15	S11	27/5
SP16/C	Washer, 2BA plain	10	-	27/12
R GMA2070	CHAIN, brass link (SEM047) (SAS4745)	QR	-	
EEAS164/4/35	HOSE, rubber, 1/4" i/d x 1/2" o/d x 3-1/2" long (Make from 32C/1275030)	1	BSF67 Type 1	27/13
EA1.57.125	RING, filler cap attachment	1	L59	27/19
-	Attaching parts for EA1.57.125:			
AGS2001/C/1	Nut, stiff, 2BA	16	-	27/16
EA1.57.129	Ring, sealing	1	Neo-K-Tex	27/20
SP16/C	Washer, 2BA plain	16	-	27/18
R CSP71-08	RING, split (Pre SAS4745)	1	-	
R TERRY				
169-5/8"	RING, split (SEM047) (SAS4745)	2	-	
R HELLERMANN				
HC312	TAG, ring tongue (Pre SAS4745)	1	-	
AGS164/F	WASHER, jointing, adaptor drain	1	-	27/9
EA1.57.123	CAP, FILLER, No.3 FUEL TANK, GROUP (Pre Mod.648)	1	-	28/5
R EA3.57.437	CAP, FILLER, No.3 FUEL TANK ASSEMBLY (Mod.648)	1	-	28/4
-	Spares for:			
EA1.57.133	ADAPTOR, filler cap drain	1	L40 or L64	28/14
AS2590	CAP, FILLER, GROUP	1	-	28/6
-	Consisting of:			
AS2591	BASE	1	-	28/11
AS2592	CAP	1	-	28/7

SERVICES

FUEL SYSTEM IN CENTRE FUSELAGE

Part Number	Description	No. Off	Matl. Spec.	Plate No.					
				1	2	3	4	5	6
AS5364 RING, sealing Attaching parts for AS2590:	1	—						28/12
A25/2C Bolt, 2BA hex. head	10	—						28/20
AGS2001/C/1 Nut, stiff, 2BA	10	—						28/9
EA1.57.131 Ring, sealing	1	Neo-K-Tex						28/16
EA2.66.71 Screw, 2BA	15	S11						28/8
SP16/C Washer, 2BA plain	10	—						28/10
GMA2070 CHAIN, brass link (SEM047) (SAS4745)	QR	—						
EEAS164/4/35 HOSE, rubber, 1/4" i/d x 1/2" o/d x 3-1/2" long (Make from 32C/1275030)	1	BSF67 Type 1						28/15
EA1.57.127 RING, filler cap attachment Attaching parts for EA1.57.127:	1	L59						28/17
AGS2001/C/1 Nut, stiff, 2BA	16	—						28/18
EA1.57.129 Ring, sealing	1	Neo-K-Tex						28/21
SP16/C Washer, 2BA plain	16	—						28/19
CSP71-08 TERRY RING, split (Pre SAS4745)	1	—						
169-5/8" HELLERMANN RING, split (SEM047) (SAS4745)	2	—						
HC312 TAG, ring tongue (Pre SAS4745)	1	—						
AGS164/F WASHER, jointing, adaptor drain	1	—						28/13
EA3.57.115	. . . CLIP, venting pipe (Mod.648) Attaching parts for EA3.57.115:	2	—						29/16
A25/1C	. . . Bolt, 2BA hex. head	4	—						29/15
A25/4C	. . . Bolt, 2BA hex. head	1	—						29/13
AGS2001/C/1	. . . Nut, stiff, 2BA	1	—						29/17
EA3.57.421	. . . Washer, packing	2	L72						29/14
EA3.57.401	. . . CLIP, VENT PIPE, ASSEMBLY, AT FRAME 21A (MOD. 648) Spares for:—	1	—						29/4
EA3.57.407 CLIP	1	—						29/5
EA3.57.409 CLIP Attaching parts for EA3.57.407 and EA3.57.409:—	1	—						29/6
A25/3C Bolt, 2BA hex. head	2	—						29/7
EA3.57.253	. . . DUCT, venting, No. 1 tank (Mod. 648)	1	—						29/8
EA3.57.265 or EA3.57.427	. . . DUCT, venting, No. 2 tank (Mod. 648)	1	—						29/10
EA3.57.103	. . . DUCT, venting, No. 2 tank (Mod. 648)	1	—						29/11
EA3.57.103	. . . ELBOW, venting, No. 1 fuel tank Attaching parts for EA3.57.103:—	1	L52						30/1
AGS2001/C/1	. . . Nut, stiff, 2 BA	8	—						30/4
EA1.57.59	. . . Washer, joint	1	Neo-K-Tex						30/5

SERVICES

FUEL SYSTEM IN CENTRE FUSELAGE

Part Number	Description	No. Off	Matl. Spec.	Plate No.						
					1	2	3	4	5	6
-	FELTING, PROTECTION, No.3 FUEL TANK ASSEMBLY (EA3.57.521) Spares for:	-	-	28/1						
EA1.57.373	PAD, 3/16" thick x 4-1/2" dia.	24	-	28/3						
EA1.57.829	PAD, 1/4" thick x 4" dia. (Make from 32B/953)	1	-	28/2						
-	FUEL, DELIVERY SYSTEM, ASSEMBLY (EA1.57.827) Spares for:	-	-	32/34						
EA3.57.361	BOX, FUEL, 3-WAY JUNCTION, GROUP Spares for:	2	-	32/38						
BROWN BROS. 487	COMPOUND, jointing (Hermeticoll)	QR	-	32/51						
SPE1237	GASKET Attaching parts for EA3.57.361:	3	-	32/52						
AGS2001/C/1	Nut, stiff, 2BA	4	-	32/49						
SP15/C	Washer, 2BA plain	4	-	32/50						
EA1.57.201	CLIP, louvre, fuel pipe at floor girder 16, port Attaching parts for EA1.57.201:	1	L59	32/23						
A25/1B	Bolt, 4BA hex. head	2	-	32/24						
AGS2001/B/1	Nut, stiff, 4BA	2	-	32/21						
SP15/B	Washer, 4BA plain	2	-	32/22						
EA1.57.202	CLIP, louvre, fuel pipe at floor girder 16 starboard Attaching parts for EA1.57.202:	1	L59	32/17						
A25/1B	Bolt, 4BA hex. head	2	-	32/20						
AGS2001/B/1	Nut, stiff, 4BA	2	-	32/18						
SP15/B	Washer, 4BA plain	2	-	32/19						
EA1.57.203	CLIP, half, fuel pipe support at floor girders, 17, 19, and 20 Attaching parts for EA1.57.203:	6	L59	32/15						
A25/1B	Bolt, 4BA hex. head	2	-	32/16						
AGS2001/B/1	Nut, stiff, 4BA	2	-	32/13						
SP15/B	Washer, 4BA	2	-	32/14						
EA1.57.205	CLIP, half, fuel pipe support at bomb door track, frame 21, port Attaching parts for EA1.57.205:	1	L59	32/11						
A25/2B	Bolt, 4BA hex. head	2	-	32/12						
AGS2001/B/1	Nut, stiff, 4BA	2	-	32/9						
SP15/B	Washer, 4BA plain	2	-	32/10						
EA1.57.206	CLIP, half, fuel pipe support at bomb door track, frame 21, starboard Attaching parts for EA1.57.206:	1	L59	32/5						
A25/2B	Bolt, 4BA hex. head	2	-	32/6						
AGS2001/B/1	Nut, stiff, 4BA	2	-	32/8						
SP15/B	Washer, 4BA	2	-	32/7						
EA1.57.207	CLIP, half, fuel pipe support at bomb door track, frame 22, port Attaching parts for EA1.57.207:	1	L59	32/46						
A25/1B	Bolt, 4BA hex. head	2	-	32/47						
AGS2001/B/1	Nut, stiff, 4BA	2	-	32/44						
SP15/B	Washer, 4BA plain	2	-	32/45						

SERVICES

FUEL SYSTEM IN CENTRE FUSELAGE

Part Number	Description	No. Off	Matl. Spec.	Plate No.	
					1
EA1.57.208	CLIP, half, fuel pipe support at bomb door track, frame 22, starboard	1	L59	32/42	
	Attaching parts for EA1.57.208:				
A25/1B	Bolt, 4BA hex. head	2	-	32/43	
AGS2001/B/1	Nut, stiff, 4BA	2	-	32/40	
SP15/B	Washer, 4BA plain	2	-	32/41	
EA1.57.1317	CLIP, top, fuel pipes	12	L59	32/2	
	Attaching parts for EA1.57.1317:				
A25/2B	Bolt, 4BA hex. head	2	-	32/1	
AGS2001/B/1	Nut, stiff, 4BA	2	-	32/3	
SP15/B	Washer, 4BA plain	2	-	32/4	
EEAS164/20/30	HOSE, rubber, 1-1/4" i/d x 1-5/8" o/d x 3" long (Make from 32C/377)	8	DTD625	32/28	
AGS1142/J	NIPPLE, adaptor	10	-	32/25	
EA1.57.105	PIPE, assembly, from hose joint aft of frame 16 to fuel junction box, port and starboard	2	L54	32/32	
EA1.57.107	PIPE, assembly, from hose joint aft of frame 17 to fuel junction box, port and starboard	2	L56	32/30	
EA1.57.109	PIPE, from hose joint aft of frame 19 to hose joint forward of frame 22, port	1	L56	32/36	
EA1.57.110	PIPE, from hose joint aft of frame 19 to hose joint forward of frame 22, starboard	1	L56	32/29	
EA3.57.117	PIPE, assembly, from fuel tank No.1 pump to junction box hose coupling aft of frame 16, port	1	L56	32/39	
EA3.57.119	PIPE, assembly, from fuel tank No.1 pump to junction box hose coupling aft of frame 16, starboard	1	L56	32/33	
EA1.57.715	PIPE, assembly, from fuel tank No.3 pump to hose joint forward of frame 22, port	1	L56	32/35	
EA1.57.717	PIPE, assembly, from fuel tank No.3 pump to hose joint forward of frame 22, starboard	1	L56	32/26	
EA1.57.1269	PIPE, assembly, from fuel tank No.2 pump to junction box, port	1	L56	32/37	
EA1.57.1267	PIPE, assembly, from fuel tank No.2 pump to junction box, starboard	1	L56	32/31	
AGS565/B	PLUG, 1/4" BSP, fuel junction box	2	-	32/54	
AGS1140/C	PLUG, nipple, fuel junction box	2	-	32/56	
-	PUMP, FUEL, No.1, PORT, ASSEMBLY (EA3.57.207)	-	-	33/7	
	Spares for:				
E.E. CO. LTD. Type 201 Mk.8	ACTUATOR AND FUEL COCK, ASSEMBLY consisting of:	1	-	33/38	
AED200152 5W/4489229	ACTUATOR, type 200, Mk.1	1	-	33/23	
	ADAPTOR, c/w label	1	-	33/39	

FUEL SYSTEM IN CENTRE FUSELAGE

Part Number	Description	No. Off	Mati. Spec.	Plate No.
SAUNDERS E.42.F10 COCK, fuel	1	-	33/37
AGS.2001/C/1 NUT, stiff, 2BA	2	-	33/40
↑ WIRE, locking, 22 SWG	QR	-	33/41
	Attaching parts for type 201, Mk.8:-			
A25/1C Bolt, 2BA hex. head	2	-	33/16
AGS.162/C Washer, 2BA	2	-	33/17
SP15/C Washer, 2BA plain	2	-	33/18
EA1.57.191 ADAPTOR, fuel pump cock	1	L40	33/43
EA1.57.617 ADAPTOR, fuel pump mounting	1	-	33/15
	Attaching parts for EA1.57.617:-			
A27/CP Nut, 2BA plain	16	-	33/31
AGS.162/C Washer, 2BA	16	-	33/32
EA1.57.601 BRACKET, plate, fuel pump mounting	1	L65	33/33
	Attaching parts for EA1.57.601:-			
EA1.57.606 Bolt, 1/4" BSF	4	DTD126	33/29
A27/CP Nut, 2BA plain	16	-	
AGS.2001/E/1 Nut, stiff, 1/4" BSF	4	-	33/36
AGS.162/C Washer, 2BA	16	-	
SP15/E Washer, 1/4" BSF plain	4	-	33/27
EA1.57.621 BRACKET, channel, fuel pump mounting	1	L72	33/28
	Attaching parts for EA1.57.621:-			
A25/1C Bolt, 2BA hex. head	14	-	33/26
A25/2C Bolt, 2BA hex. head	1	-	33/35
AGS2001/C/1 Nut, stiff, 2BA	5	-	33/24
SP15/C Washer, 2BA plain	15	-	33/25
EA1.57.1315 BRACKET, actuator support	1	L72	33/21
	Attaching parts for EA1.57.1315:-			
EA1.57.561 Bolt	2	-	33/19
AGS.162/C Washer, 2BA	2	-	33/20
SP15/C Washer, 2BA plain	2	-	33/22
EEAS.143/6 CLIP, pipe, single	1	L72	33/11
	Attaching parts for EEAS.143/6:-			
A25/2B Bolt, 4BA hex. head	1	-	33/13
AGS.2001/B/1 Nut, stiff, 4BA	1	-	33/5
SP13/B Washer, 4BA plain	1	-	33/9
AGS.952/B COLLAR	1	-	33/1
EEAS.164/4/15 HOSE, rubber, 1/4" i/d x 1/2" o/d x 1-1/2" long (Make from 32C/407)	1	DTD625	33/6
AGS.1142/B NIPPLE, adaptor	1	-	33/8
EA1.57.627 PIPE, drain, 1/4" o/d x 22 SWG	1	L56	33/12
SPE21455 PUMP, fuel, type PUL.1003 Mk.5 (AS4771)	1	-	33/30
or				
SPE21442 PUMP, fuel, type SPE.1003 Mk.4 (AS4771)			
	Attaching parts for pump:-			
AGS.2002/C/1 Nut, stiff, 2BA	4	-	33/46
EEAS.28/4BU Washer	2	S515	33/45
SP15/C Washer, 2BA plain	12	-	33/47
AGS.2111 SLEEVE, outer	1	-	33/10

R
R
R

SERVICES

FUEL SYSTEM IN CENTRE FUSELAGE

Part Number	1 2 3 4 5 6	Description	No. Off	Mati. Spec.	Plate No.
AGS.1132/B	UNION, banjo body Attaching parts for AGS.1132/B:—	1	—	33/2
AGS.1135/B	Bolt, banjo	1	—	33/4
AGS.164/F	Washer	2	—	33/3
EA1.57.31	WASHER, under fuel pump mounting adaptor	1	Neo-K-Tex	33/14
EA1.57.29	WASHER, between fuel pumps and mounting adaptor	1	Neo-K-Tex	33/34
EA3.57.527	WASHER, between fuel pump and fuel cock adaptor	1	L17	33/44
EA3.57.529	WASHER, between fuel cock and adaptor	1	L17	33/42
—	PUMP, FUEL, No.1, STARBOARD, ASSEMBLY (EA3.57.209) Spares for:—	—	—	34/9
E.E. CO. LTD. Type 201 Mk.8	ACTUATOR, AND FUEL COCK, ASSEMBLY Consisting of:—	1	—	34/40
A.E.D.200152	ACTUATOR, type 200, Mk.1	1	—	34/24
†	ADAPTOR, c/w label	1	—	34/41
SAUNDERS E.42.F.10	COCK, fuel	1	—	34/39
AGS.2001/C/1	NUT, stiff, 2BA	2	—	34/42
†	WIRE, locking, 22 SWG Attaching parts for Type 201, Mk.8:—	QR	—	34/43
A25/1C	Bolt, 2BA hex. head	2	—	34/20
AGS.162/C	Washer, 2BA	2	—	34/21
SP15/C	Washer, 2BA plain	2	—	34/22
EA1.57.191	ADAPTOR, fuel pump cock	1	L40	34/45
EA1.57.617	ADAPTOR, fuel pump mounting Attaching parts for EA1.57.617:—	1	—	34/7
A27/CP	Nut, 2BA plain	16	—	34/29
AGS.162/C	Washer, 2BA	16	—	34/30
EA1.57.601	BRACKET, plate, fuel pump mounting Attaching parts for EA1.57.601:—	1	L65	34/28
EA1.57.605	Bolt, 1/4" BSF	4	DTD126	34/16
A27/CP	Nut, 2BA plain	16	—	—
AGS.2001/E/1	Nut, stiff, 1/4" BSF	4	—	34/34
AGS.162/C	Washer, 2BA	16	—	—
SP15/E	Washer, 1/4" BSF plain	4	—	34/33
EA1.57.603	BRACKET, channel, fuel pump mounting Attaching parts for EA1.57.603:—	1	L72	34/25
A25/1C	Bolt, 2BA hex. head	5	—	34/32
A25/2C	Bolt, 2BA hex. head	10	—	34/27
AGS.2001/C/1	Nut, stiff, 2BA	10	—	34/31
SP15/C	Washer, 2BA plain	20	—	34/26

FUEL SYSTEM IN CENTRE FUSELAGE

Part Number	Description	No. Off	Mati. Spec.	Plate No.
EA1.57.607	BRACKET, actuator support Attaching parts for EA1.57.607:—	1	L72	34/23
A25/2C	Bolt, 2BA hex. head	1	—	34/17
AGS.2001/C/1	Nut, stiff, 2BA	1	—	34/19
SP15/C	Washer, 2BA plain	1	—	34/18
EEAS.143/6	CLIP, pipe, single Attaching parts for EEAS.143/6:—	1	L72	34/13
A25/1B	Bolt, 4BA hex. head	1	—	34/12
AGS.2001/B/1	Nut, stiff, 4BA	1	—	34/15
SP13/B	Washer, 4BA plain	1	—	34/14
AGS.952/B	COLLAR	1	—	34/1
EEAS.164/4/15	HOSE, rubber, 1/4" i/d x 1/2" o/d x 1-1/2" long (Make from 32C/407)	1	DTD625	34/6
AGS.1142/B	NIPPLE, adaptor	1	—	34/3
EA1.57.625	PIPE, drain, 1/4" o/d x 22 SWG x 24" long	1	L56	34/5
SPE21455	PUMP, fuel, type PUL.1003 Mk.5 (AS4771)	1	—	34/36
or				
SPE21442	PUMP, fuel, type SPE.1003 Mk.4 (AS4771) Attaching parts for pump:—			
AGS.2002/C/1	Nut, stiff, 2BA	14	—	34/38
EEAS.28/4BU	Washer	2	S515	34/47
SP15/C	Washer, 2BA plain	12	—	34/37
AGS.2111	SLEEVE, outer	1	—	34/4
AGS.1132/B	UNION, banjo body Attaching parts for AGS.1132/B:—	1	—	34/2
AGS.1135/B	Bolt, banjo	1	—	34/11
AGS.164/F	Washer	2	—	34/10
EA1.57.31	WASHER, under fuel pump mounting adaptor	1	Neo-K-Tex	34/8
EA1.57.29	WASHER, between fuel pump and mounting adaptor	1	Neo-K-Tex	34/35
EA3.57.527	WASHER, between fuel pump and fuel adaptor	1	L17	34/46
EA3.57.529	WASHER, between fuel cock and adaptor	1	L17	34/44
—	PUMP, FUEL, No.2, PORT, ASSEMBLY (EA3.57.211) Spares for:—	—	—	35/1
E.E. CO. LTD. Type 201, Mk.8	ACTUATOR AND FUEL COCK, ASSEMBLY Consisting of:—	1	—	35/43
A.E.D.200152	ACTUATOR, type 200, Mk.1	1	—	35/42
†	ADAPTOR, c/w label	1	—	35/44
SAUNDERS E.42.F10	COCK, fuel	1	—	35/32
AGS.2001/C/1	NUT, stiff, 2BA	2	—	35/45
†	WIRE, locking, 22 SWG	QR	—	35/46
	Attaching parts for Type 201, Mk.8:—			
A25/1C	Bolt, 2BA hex. head	2	—	35/38
AGS.162/C	Washer, 2BA	2	—	35/37
SP15/C	Washer, 2BA plain	2	—	35/36

R
R
R

SERVICES

FUEL SYSTEM IN CENTRE FUSELAGE

Part Number	1 2 3 4 5 6	Description	No. Off	Matl. Spec.	Plate No.
EA1.57.191	ADAPTOR, fuel pump cock	1	L40	35/30
EA1.57.571	ADAPTOR, fuel pump mounting Attaching parts for EA1.57.571:—	1	—	35/3
A27/CP	Nut, 2BA plain	16	—	35/18
AGS.162/C	Washer, 2BA	16	—	35/19
EA1.57.576	BRACKET, channel assembly, fuel pump mounting Attaching parts for EA1.57.576:—	1	—	35/23
A25/1C	Bolt, 2BA hex. head	12	—	35/28
AGS.2001/C/1	Nut, stiff, 2BA	12	—	35/34
SP15/C	Washer, 2BA plain	12	—	35/33
EA1.57.589	BRACKET, plate, angle, fuel pump mounting Attaching parts for EA1.57.589:—	1	L65	35/17
EA1.57.605	Bolt, 1/4" BSF	4	DTD126	35/16
AS.1242/1C	Bolt, 2BA c'sk head	3	—	
A27/CP	Nut, 2BA plain	16	—	
AGS.2001/C/1	Nut, stiff, 2BA	3	—	
AGS.2001/E/1	Nut, stiff, 1/4" BSF	4	—	35/25
AGS.162/C	Washer, 2BA	16	—	
SP15/C	Washer, 2BA plain	3	—	
SP15/E	Washer, 1/4" BSF plain	4	—	35/24
EA1.57.709	BRACKET, actuator support Attaching parts for EA1.57.709:—	1	—	35/35
AS.1242/1C	Bolt, 2BA c'sk head	3	—	35/20
AGS.2001/C/1	Nut, stiff, 2BA	3	—	35/22
SP15/C	Washer, 2BA plain	3	—	35/21
EEAS.143/6	CLIP, pipe, single Attaching parts for EEAS.143/6:—	1	L72	35/10
AS.1242/1B	Bolt, 4BA c'sk head	1	—	35/11
AGS.2001/B/1	Nut, stiff, 4BA	1	—	35/14
SP13/B	Washer, 4BA plain	1	—	35/9
AGS.952/B	COLLAR	1	—	35/12
EEAS.164/4/15	HOSE, rubber, 1/4" i/d x 1/2" o/d x 1-1/2" long (Make from 32C/407)	1	DTD625	35/15
AGS.1142/B	NIPPLE, adaptor	1	—	35/13
EA1.57.629	PIPE, drain, 1/4" o/d x 20 SWG	1	L56	35/8
SPE21455	PUMP, fuel, type PUL.1003, Mk.5 (AS4771)	1	—	35/27
or					
SPE21442	PUMP, fuel, type SPE.1003, Mk.4 (AS4771) Attaching parts for pump:—			
AGS.2002/C/1	Nut, stiff, 2BA	14	—	35/39
EEAS.28/4BU	Washer	2	S515	35/41
SP15/C	Washer, 2BA plain	12	—	35/40
AGS.2111	SLEEVE, outer	1	—	35/7
AGS.1132/B	UNION, banjo body Attaching parts for AGS.1132/B:—	1	—	35/6
AGS.1135/B	Bolt, banjo	1	—	35/4
AGS.164/F	Washer, 1/4" BSF	2	—	35/5

FUEL SYSTEM IN CENTRE FUSELAGE

Part Number	1 2 3 4 5 6	Description	No. Off	Mati. Spec.	Plate No.
EA1.57.31	WASHER, under fuel pump mounting adaptor	1	Neo-K-Tex	35/2
EA1.57.29	WASHER, between fuel pump and mounting adaptor	1	Neo-K-Tex	35/26
EA3.57.527	WASHER, between fuel pump and fuel cock adaptor	1	L17	35/29
EA3.57.529	WASHER, between fuel cock and adaptor	1	L17	35/31
-	PUMP, FUEL, No.2, STARBOARD, ASSEMBLY (EA3.57.213) Spares for: -	-	-	36/1
E.E. CO. LTD. Type 201, Mk.8	ACTUATOR AND FUEL COCK, ASSEMBLY Consisting of:-	1	-	36/25
R R R A.E.D.200152	ACTUATOR, type 200, Mk.1	1	-	36/30
†	ADAPTOR, c/w label	1	-	36/26
SAUNDERS E42.F10	COCK, fuel	1	-	36/31
AGS.2001/C/1	NUT, stiff, 2BA	2	-	36/27
†	WIRE, locking, 22 SWG	QR	-	36/28
		Attaching parts for Type 201, Mk.8:-			
A25/1C	Bolt, 2BA hex. head	2	-	36/41
AGS.162/C	Washer, 2BA	2	-	36/38
SP15/C	Washer, 2BA plain	2	-	36/37
EA1.57.191	ADAPTOR, fuel pump cock	1	L40	36/6
EA1.57.571	ADAPTOR, fuel pump mounting Attaching parts for EA1.57.571:-	1	-	36/4
A27/CP	Nut, 2BA plain	16	-	36/3
AGS.162/C	Washer, 2BA	16	-	36/22
EA1.57.575	BRACKET, channel assembly, fuel pump mounting Attaching parts for EA1.57.575:-	1	-	
A25/1C	Bolt, 2BA hex. head	12	-	36/23
AGS.2001/C/1	Nut, stiff, 2BA	12	-	36/20
SP15/C	Washer, 2BA plain	12	-	36/21
EA1.57.591	BRACKET, actuator support Attaching parts for EA1.57.591:-	1	-	36/24
A25/1C	Bolt, 2BA hex. head	1	-	36/33
AGS.2001/C/1	Nut, stiff, 2BA	1	-	36/43
SP15/C	Washer, 2BA plain	1	-	36/42
EA1.57.649	BRACKET, plate, fuel pump mounting Attaching parts for EA1.57.649:-	1	-	36/5
EA1.57.605	Bolt, 1/4" BSF	4	DTD126	36/2
A27/CP	Nut, 2BA plain	16	-	
AGS.2001/E/1	Nut, stiff, 1/4" BSF	4	-	36/35
AGS.162/C	Washer, 2BA	16	-	
SP15/E	Washer, 1/4" BSF plain	4	-	36/34

SERVICES

FUEL SYSTEM IN CENTRE FUSELAGE

Part Number	1 2 3 4 5 6	Description	No. Off	Matl. Spec.	Plate No.
EA1.57.599		CHANNEL, joggled, fuel cock bracket mounting Attaching parts for EA1.57.599:—	1	L72	36/29
A25/3C		Bolt, 2BA hex. head	2	—	36/32
AGS.2001/C/1		Nut, stiff, 2BA	2	—	36/40
SP15/C		Washer, 2BA plain	2	—	36/39
EEAS.143/6		CLIP, pipe, single Attaching parts for EEAS.143/6:—	1	L72	36/18
AS.1242/1B		Bolt, 4BA c'sk head	1	—	36/19
AGS.2001/B/1		Nut, stiff, 4BA	1	—	36/9
SP13/B		Washer, 4BA plain	1	—	36/17
AGS.952/B		COLLAR	1	—	36/14
EEAS.164/4/15		HOSE, rubber, 1/4" i/d x 1/2" x 1-1/2" long (Make from 32C/407)	1	DTD625	36/8
AGS.1142/B		NIPPLE, adaptor	1	—	36/15
EA1.57.631		PIPE, drain, 1/4" o/d x 20 SWG	1	L56	36/10
SPE21455 or SPE21442		PUMP, fuel, type PUL.1003 Mk.5 (AS4771) PUMP, fuel, type SPE.1003 Mk.4 (AS4771) Attaching parts for pump:—	1	—	36/47
AGS.2002/C/1		Nut, stiff, 2BA	14	—	36/45
EEAS.28/4BU		Washer	2	S515	36/46
SP15/C		Washer, 2BA plain	12	—	36/44
AGS.2111		SLEEVE, outer	1	—	36/16
AGS.1132/B		UNION, banjo body Attaching parts for AGS.1132/B:—	1	—	36/13
AGS.1135/B		Bolt, banjo	1	—	36/11
AGS.164/F		Washer	2	—	36/12
EA1.57.31		WASHER, under fuel pump mounting adaptor	1	Neo-K-Tex	36/7
EA1.57.29		WASHER, between fuel pump and mounting adaptor	1	Neo-K-Tex	36/36
EA3.57.527		WASHER, between fuel pump and fuel cock adaptor	1	L17	36/48
EA3.57.529		WASHER, between fuel cock and adaptor	1	L17	36/50
—		PUMP, FUEL, No.3, PORT, ASSEMBLY (EA3.57.215) Spares for:—	—	—	37/1
E.E. CO. LTD. Type 201, Mk.8		ACTUATOR, AND FUEL COCK, ASSEMBLY Consisting of:—	1	—	37/35
A.E.D.200152		ACTUATOR, type 200, Mk.1	1	—	37/30
↑		ADAPTOR, c/w label	1	—	37/36
SAUNDERS E42.F10		COCK, fuel	1	—	37/31
AGS.2001/C/1		NUT, stiff, 2BA	2	—	37/37

FUEL SYSTEM IN CENTRE FUSELAGE

Part Number	Description	No. Off	Mati. Spec.	Plate No.
†	WIRE, locking, 22 SWG Attaching parts for type 201, Mk.8:—	QR	—	37/38
A25/1C	Bolt, 2BA hex. head	1	—	37/40
AGS.162/C	Washer, 2BA	1	—	37/39
EA1.57.191	ADAPTOR, fuel pump cock	1	L40	37/28
EA1.57.571	ADAPTOR, fuel pump mounting Attaching parts for EA1.57.571:—	1	—	37/8
A27/CP	Nut, 2BA plain	16	—	37/22
AGS.162/C	Washer, 2BA	16	—	37/21
EA1.57.39	BRACKET, fuel pump mounting Attaching parts for EA1.57.39:—	1	L72	37/24
A25/1C	Bolt, 2BA hex. head	12	—	37/20
AGS.2001/C/1	Nut, stiff, 2BA	12	—	37/18
SP15/C	Washer, 2BA plain	12	—	37/19
EEAS.143/6	CLIP, pipe, single Attaching parts for EEAS.143/6:—	1	L72	37/15
A25/1B	Bolt, 4BA hex. head	1	—	37/16
AGS.2001/B/1	Nut, stiff, 4BA	1	—	37/11
SP15/B	Washer, 4BA plain	1	—	37/12
AGS.952/B	COLLAR	1	—	37/6
EEAS.164/4/15	HOSE, rubber, 1/4" i/d x 1/2" o/d x 1-1/2" long (Make from 32C/407)	1	DTD625	37/17
AGS.1142/B	NIPPLE, adaptor	1	—	37/9
EA3.57.53	PIPE, drain, 1/4" o/d x 22 SWG	1	L56	37/13
SPE21455	PUMP, fuel, type PUL.1003 Mk.5 (AS4771)	1	—	37/26
or				
SPE21442	PUMP, fuel, type SPE.1003 Mk.4 (AS4771) Attaching parts for pump:—			
AGS.2001/C/1	Nut, stiff, 2BA	14	—	37/33
EEAS.28/4BU	Washer	2	S615	37/34
SP15/C	Washer, 2BA plain	12	—	37/32
AGS.2111	SLEEVE, outer	1	—	37/10
AGS.1132/B	UNION, banjo body Attaching parts for AGS.1132/B	1	—	37/5
AGS.1135/B	Bolt, banjo	1	—	37/3
AGS.164/F	Washer	2	—	37/4
EA1.57.31	WASHER, under fuel pump mounting adaptor	1	Neo-K-Tex	37/7
EA1.57.29	WASHER, between fuel pump and mounting adaptor	1	Neo-K-Tex	37/23
EA3.57.527	WASHER, between fuel pump and fuel cock adaptor	1	L17	37/27
EA3.57.529	WASHER, between fuel cock and adaptor	1	L17	37/29
—	PUMP, FUEL, No.3, STARBOARD, ASSEMBLY (EA3.57.217) Spares for:—	—	—	37/2
E.E. CO. LTD. Type 201, Mk.8	ACTUATOR, AND FUEL COCK, ASSEMBLY Consisting of:—	1	—	37/35
A.E.D.200152	ACTUATOR, type 200, Mk.1	1	—	37/30

R
R
R

SERVICES

FUEL SYSTEM IN CENTRE FUSELAGE

Part Number	1 2 3 4 5 6	Description	No. Off	Matl. Spec.	Plate No.
† SAUNDERS E.42.F10 AGS.2001/C/1	ADAPTOR, c/w label	1	—	37/36
†	COCK, fuel	1	—	37/31
	NUT, stiff, 2BA	2	—	37/37
	WIRE, locking, 22 SWG	QR	—	37/38
		Attaching parts for type 201, Mk.8:—			
A25/1C AGS.162/C	Bolt, 2BA hex. head	1	—	37/40
	Washer, 2BA	1	—	37/39
EA1.57.191 EA1.57.571	ADAPTOR, fuel pump cock	1	L40	37/28
	ADAPTOR, fuel pump mounting	1	—	37/8
		Attaching parts for EA 1.57.571:—			
A27/CP AGS.162/C	Nut, 2BA plain	16	—	37/22
	Washer, 2BA	16	—	37/21
EA1.57.41	BRACKET, fuel pump mounting	1	L72	37/25
		Attaching parts for EA 1.57.41:—			
A25/1C AGS.2001/C/1 SP15/C	Bolt, 2BA hex. head	12	—	37/20
	Nut, stiff, 2BA	12	—	37/18
	Washer, 2BA plain	12	—	37/19
EEAS.143/6	CLIP, pipe, single	1	L72	37/15
		Attaching parts for EEAS.143/6:—			
A25/1B AGS.2001/B/1 SP13/B	Bolt, 4BA hex. head	1	—	37/16
	Nut, stiff, 4BA	1	—	37/11
	Washer, 4BA plain	1	—	37/12
AGS.952/B EEAS.164/4/15	COLLAR	1	—	37/6
	HOSE, rubber, 1/4" i/d x 1/2" o/d x 1-1/2" long (Make from 32C/407)	1	DT0625	37/17
AGS.1142/B EA1.57.647	NIPPLE, adaptor	1	—	37/9
	PIPE, drain, 1/4" o/d x 20 SWG	1	L56	37/14
R R R SPE21455 or SPE21442	PUMP, fuel, type PUL.1003 Mk.5 (AS4771)	1	—	37/26
		PUMP, fuel, type SPE.1003 Mk.4 (AS4771)			
		Attaching parts for pump:—			
AGS.2002/C/1 EEAS.28/4BU SP15/C	Nut, stiff, 2BA	14	—	37/33
	Washer	2	S515	37/34
	Washer, 2BA plain	12	—	37/22
AGS.2111 AGS.1132/B	SLEEVE, outer	1	—	37/10
	UNION, banjo body	1	—	37/5
		Attaching parts for AGS.1132/B:—			
AGS.1135/B AGS.164/F	Bolt, banjo	1	—	37/3
	Washer	2	—	37/4
EA1.57.31 EA1.57.29 EA3.57.527 EA3.57.529 EEAS.66/5	WASHER, under fuel pump mounting adaptor	1	Neo-K-Tex	37/7
	WASHER, between fuel pump and mounting adaptor	1	Neo-K-Tex	37/23
	WASHER, between fuel pump and fuel cock adaptor	1	L17	37/27
	WASHER, between fuel cock and adaptor	1	L17	37/29
	RING, clamping, for hose clips	16	L72	32/27

AP101B-0417-3A

SERVICES

FUEL SYSTEM IN CENTRE FUSELAGE

Part Number	Description	No. Off	Mati. Spec.	Plate No.
AGS904/C	. . . SLEEVE, outer	2	-	32/55
EEAS20/1DR	. . . TAB, locking	8	L72	32/48
AGS164/F	. . . WASHER	2	-	32/53
EEAS164/24/30	. . . HOSE, rubber, 1-1/2" i/d x 1-7/8" o/d x 3" long (Make from 32C/446)	3	DTD625	30/3
EA3.57.185	. . . HOSE, rubber, venting pipe joint (Mod. 648)	1	Silastic	29/24
EA3.11.141	. . . PANEL, detachable, No. 1 fuel tank Attaching parts for EA3.11.141:-	1	-	30/8
EEAS1/1-1/2C	. . . Screw, 2 BA 120 ⁰ c'sk head	56	S96	30/7
EEAS1/3C	. . . Screw, 2 BA 120 ⁰ c'sk head	2	S96	30/6
EA3.11.233	. . . PANEL, detachable, No. 2 fuel tank Attaching parts for EA3.11.233:-	1	-	31/1
EEAS1/1-1/2C	. . . Screw, 2 BA 120 ⁰ c'sk head	38	S96	31/2
EA3.57.83	. . . PANEL, detachable, No. 3 fuel tank Attaching parts for EA3.57.83:-	1	-	31/11
EEAS1/2C	. . . Screw, 2 BA 120 ⁰ c'sk head	18	S96	31/12
-	. . . PIPES, FUEL TRANSFER, ASSEMBLY (EA3.57.439) Spares for:-	-	-	38/11
EA1.57.267	. . . BRACKET, assembly, float valve Attaching parts for EA1.57.267:-	1	-	38/16
A61/1C	. . . Bolt, 2 BA hex. head	3	-	38/33
A28/6C	. . . Bolt, 2 BA hex. head	3	-	38/19
AGS2001/C/3	. . . Nut, stiff, 2 BA	6	-	38/28
AS2809/4/060	. . . Piece, distance	3	L62	38/20
SP13/C	. . . Washer, 2 BA plain	6	-	38/27
EA1.57.317	. . . CLIP, pipe, fuel Attaching parts for EA1.57.317:-	8	L72	38/3
A28/1B	. . . Bolt, 4 BA hex. head	2	-	38/4
AGS2001/B/3	. . . Nut, stiff, 4 BA	2	-	38/6
SP13/B	. . . Washer, 4 BA plain	2	-	38/5
EA3.57.481	. . . FAIRLEAD, frame 27 Attaching parts for EA3.57.481:-	2	LFS21	38/18
A25/3B	. . . Bolt, 4 BA hex. head	4	-	38/23
AGS2001/B/1	. . . Nut, stiff, 4 BA	4	-	38/25
SP13/B	. . . Washer, 4 BA plain	4	-	38/24
EA3.57.491	. . . FILTER, float valve	1	-	38/32
EEAS164/20/30	. . . HOSE, rubber, 1-1/4" i/d x 1-5/8" o/d x 3" long (Make from 32C/377)	7	DTD625	38/2
AGS1142/J	. . . NIPPLE, adaptor	5	-	38/26
EA1.57.271	. . . PIPE, assembly, fuel, from rubber hose connection at frame 27 to connection at No.3 fuel tank	1	L54	38/7

SERVICES

FUEL SYSTEM IN CENTRE FUSELAGE

Part Number	Description	No. Off	Matl. Spec.	Plate No.
EA1.57.1127	. . . PIPE, assembly, from port and starboard non-return valve to flexible coupling	2	L56	38/8
EA3.57.31	. . . PIPE, assembly, fuel, branch, frame 27 for No. 3 fuel tank	1	T26	38/13
EA3.57.441	. . . PIPE, fuel, continuation, between hose coupling at centre of frame 27 and branch pipe hose coupling, port	1	L54	38/14
EA3.57.443	. . . PIPE, assembly, fuel, continuation between hose coupling at centre of frame 27 and non-return valve, starboard	1	L54	38/9
EA3.57.445	. . . PIPE, fuel, continuation, between hose coupling at centre of frame 27	1	L54	38/15
EA3.57.451	. . . PIPE, fuel, between hose coupling, branch pipe and No. 3 fuel tank pipe	1	L54	38/12
EEAS66/5	. . . RING, clamping, 1-5/8" dia. for hose clips	14	L72	38/1
EEAS20/1DU	. . . TAG, locking	5	S515	38/21
AGS1103/J	. . . UNION, body, float valve	1	-	38/29
SELF-PRIMING SPE2706	. . . VALVE, non-return, type P24A, Mk. 3	2	-	38/10
SELF-PRIMING FV1250S Mk. 8	. . . VALVE, float, 1-1/4" BSF	1	-	38/17
	Attaching parts for FV1250S Mk. 8:-			
AGS2001/C/3	. . . Nut, stiff, 2 BA	12	-	38/30
EA3.57.455	. . . Ring, sealing	2	Neo-K-Tex	38/22
SP13/C	. . . Washer, 2 BA plain	12	-	38/31
-	. . . PIPES, AIR AND BLOW-OFF VALVE, FORWARD OF FRAME 22, ASSEMBLY (EA1.57.249) Spares for:-	-	-	39/1
EEAS143/10	. . . CLIP, pipe, single (Pre-Alt. R60/91-Mod. 5101)	4	L72	39/6
or AS4525/8	. . . CLIP, pipe (Alt. R60/91-Mod. 5101) Attaching parts for EEAS143/10:-			
AS1246/1B	. . . Bolt, 4BA round head	1	-	39/7
AGS2001/B/1	. . . Nut, stiff, 4 BA	1	-	39/5
EA1.57.1179	. . . FAIRLEAD Attaching parts for EA1.57.1179:-	4	LFS21	39/12
A25/8C	. . . Bolt, 2 BA hex. head	1	-	39/13
AGS2001/C/1	. . . Nut, stiff, 2 BA	1	-	39/10
SP15/C	. . . Washer, 2 BA plain	1	-	39/11
EEAS164/8/20	. . . HOSE, rubber, 1/2" i/d x 3/4" o/d x 2" long (Make from 32C/408)	8	DTD625	39/2
EA1.57.1147	. . . PIPE, air, from connection at starboard side to blow-off valve side forward connection	1	L56	39/3
EA1.57.1149	. . . PIPE, air, from connection at starboard side to blow-off valve side aft connection	1	L56	39/4

SERVICES

FUEL SYSTEM IN CENTRE FUSELAGE

Part Number	Description	No. Off	Mati. Spec.	Plate No.
EA1.57.1151	. . . PIPE, air, from connection at port side to blow-off valve side aft connection	1	L56	39/8
EA1.57.1153	. . . PIPE, air, from connection at port side to blow-off valve side forward connection	1	L56	39/9
R EA1.57.1131	. . . VALVE, BLOW-OFF, ASSEMBLY Consisting of:-	1	-	39/14
EA1.57.1171 BODY, valve	1	-	39/26
EA1.57.1073 VALVE, AIR RELIEF, ASSEMBLY Consisting of:-	3	-	39/23
EA1.57.1071 BODY, relief valve	1	-	39/24
EA1.57.1143 BOLT, relief valve spring mounting	1	L40	39/27
AGS2001/C/3 NUT, stiff, 2 BA	2	-	39/19
EA1.57.1039 SPRING, relief valve operating	1	DTD215	39/21
EA1.57.1027 WASHER, spring retaining	1	L72	39/20
EA1.57.1029 WASHER, rubber seal seating	1	L72	39/28
EA1.57.1031 WASHER, rubber seating	1	-	39/29
EA1.57.1033 WASHER, rubber seal seating	1	L72	39/30
SP15/C WASHER, 2 BA plain	2	-	39/25
EA1.57.1173 WASHER, sealing, valve body	3	Petrolite	39/18
R 30A/9140209 WIRE, locking Attaching parts for EA1.57.1131:-	QR	-	39/22
A25/1C	. . . Bolt, 2 BA hex. head	4	-	39/15
AGS2001/C/1	. . . Nut, stiff, 2 BA	4	-	39/17
SP13/C	. . . Washer, 2 BA plain	4	-	39/16
EA3.57.227	. . RING, sealing, for No. 3 fuel tank joint (Mod. 648)	2	DTD560	29/3
EA3.57.231	. . RING, half joint, for No. 3 fuel tank connection (Mod. 648)	2	L40	29/1
EA3.57.233	. . RING, half joint, for No. 3 fuel tank connection (Mod. 648)	2	L40	29/2
EEAS66/3	. . RING, clamping, purging pipe connection	2	L72	30/2
EEAS66/7	. . RING, clamping, vent pipe connection	6	L72	
EEAS66/11	. . RING, clamping, vent pipe connection	2	L72	29/23
R EA1.56.247	. . TANK, FUEL, No. 1, ASSEMBLY Spares for:-	1	-	40/1
R SMITH	. . . BOX, terminal	1	-	40/2
WAYMOUTH				
JCB/1a				
R SMITH	. . . UNIT, tank	1	-	40/3
WAYMOUTH				
TB/44a				
R SMITH	. . . UNIT, tank	1	-	40/4
WAYMOUTH				
TB/45a				

SERVICES

FUEL SYSTEM IN CENTRE FUSELAGE

Part Number	Description	No. Off	Matl. Spec.	Plate No.
R SMITH WAYMOUTH TB/46a UNIT, tank	1	—	40/5
R SMITH WAYMOUTH TB/47a UNIT, tank	1	—	40/6
EA1.56.243	. . . TANK, FUEL, No. 2, ASSEMBLY Spares for:—	1	—	40/7
R SMITH WAYMOUTH JCB/1a BOX, terminal	1	—	40/8
R SMITH WAYMOUTH TB/48a UNIT, tank	1	—	40/9
R SMITH WAYMOUTH TB/49a UNIT, tank	1	—	40/10
R SMITH WAYMOUTH TB/50a UNIT, tank	1	—	40/11
R SMITH WAYMOUTH TB/51a UNIT, tank	1	—	40/12
R EA1.56.483	. . . TANK, FUEL, No. 3, ASSEMBLY (Supplied to Pt. No. EA1.00.241 less capacitor units for spares purposes) (Pre—Mod. 648) Spares for:—	1	—	
R SMITH WAYMOUTH JCB/1a BOX, terminal	1	—	
R SMITH WAYMOUTH PR/30 CABLE, assembly	1	—	
R SMITH WAYMOUTH PS54 CABLE, assembly	2	—	
R SMITH WAYMOUTH PS/73 CABLE, assembly	2	—	
R SMITH WAYMOUTH TC/17 UNIT, tank	2	—	
R SMITH WAYMOUTH TC/18 UNIT, tank	2	—	

AP101B-0417-3A

SERVICES

FUEL SYSTEM IN CENTRE FUSELAGE

Part Number	Description	No. Off	Matl. Spec.	Plate No.
R EA3.56.695	. . . TANK, FUEL No. 3, ASSEMBLY (Supplied to Pt. No. EA3.00.1055, less capacitor units for spares purposes) (Mod. 648) Spares for:—	1	—	40/13
R SMITH WAYMOUTH JCB/1a	. . . BOX, terminal	1	—	40/14
R SMITH WAYMOUTH PR/30	. . . CABLE, assembly	1	—	40/15
R SMITH WAYMOUTH PS/54	. . . CABLE, assembly	2	—	40/16
R SMITH WAYMOUTH PS/73	. . . CABLE, assembly	2	—	40/17
R SP144/028	. . . CLIP, hose	1	—	40/17A
R EA1.57.257	. . . PLATE, attachment Attaching parts for EA1.57.257:—	1	—	40/18A
R AGS2001/C1/68	. . . Nut, stiff, 2 BA	4	—	40/18B
R SP15C	. . . Washer, 2 BA	4	—	40/18C
R EB7.57.361	. . . PLATE, blanking (30A/9610468) (Mod. 5339) Attaching parts for EB7.57.361:—	1	14 SWG S515	40/27
R AGS2001/C1/66	. . . Nut, stiff, 2 BA	4	—	40/28
R SP15C	. . . Washer, 2 BA	4	—	40/29
R EA3.57.467	. . . PIPE, vent	2	—	40/18
R EA3.57.463	. . . RING, rubber, for vent pipe clip	2	—	40/19
R SMITH WAYMOUTH TC/17	. . . UNIT, tank	2	—	40/20
R SMITH TC/18	. . . UNIT, tank	2	—	40/21
R EA1.56.255	. . . WASHER, sealing	1	—	40/19A
EA3.57.101	. . . TEE, vent, No. 2 fuel tank	1	L52	43/16
—	. . . MODIFICATIONS, TO FUEL VENTING BETWEEN BULKHEAD FRAME 27A AND FRAME 30, ASSEMBLY (EC1.57.601) Spares for:—	—	—	41/7
EC1.57.621	. . . BLOCK, vent pipe	1	LFS21	41/27
EC1.57.619	. . . CLIP, vent pipe Attaching parts for EC1.57.621 and EC1.57.619:—	1	L72	41/34
A25/11C	. . . Bolt, 2 BA hex. head	2	—	41/35
AGS2001/C/1	. . . Nut, stiff, 2 BA	2	—	41/23
EC1.57.623	. . . Piece, packing	2	L65	41/26
SP15/C	. . . Washer, 2 BA plain	2	—	41/24

SERVICES

FUEL SYSTEM IN CENTRE FUSELAGE

Part Number	1 2 3 4 5 6	Description	No. Off	Mati. Spec.	Plate No.
EB7.57.315	. . .	BRACKET, vent pipe at frames 28 and 29	2	L59	41/30
EB7.57.317	. . .	CLIP, vent pipe at frames 28 and 29	2	L59	41/31
A25/3C	. . .	Bolt, 2 BA hex. head	2	-	41/33
AGS2001/C/1	. . .	Nut, stiff, 2 BA	2	-	41/28
EB7.57.319	. . .	Washer, corner	2	L72	41/32
SP13/C	. . .	Washer, 2 BA plain	2	-	41/29
EB7.57.203	. . .	FERRULE, fuel bleed line, frame 17	1	-	41/1
EEAS164/16/25	. . .	HOSE, rubber, 1" i/d x 1-3/8" o/d x 2-1/2" long (Make from 32C/376)	2	DTD625	41/8
EEAS164/32/26	. . .	HOSE, rubber, 2" i/d x 2-1/2" o/d x 2-5/8" long (Make from 32C/378)	2	DTD625	41/6
EEAS164/40/45	. . .	HOSE, rubber 2-1/2" i/d x 3" o/d x 4-1/2" long (Make from 32C/380)	2	DTD625	41/11
EB6.57.147	. . .	PIPE, assembly, vent, from frame 27A to hose coupling between frames 28 and 29	1	-	41/10
EB7.57.339	. . .	PIPE, vent, from hose couplings forward of frame 29 to aft of frame 30	1	L56	41/12
EC1.57.603	. . .	PIPE, assembly, vent, at frame 27A	1	-	41/4
EEAS66/3	. . .	RING, clamping, 1-3/8" dia.	4	L72	41/9
EEAS66/12	. . .	RING, clamping, 2-1/2" dia.	4	L72	41/5
-	. . .	VENT PIPES AND TROUGH FOR No. 3 FUEL TANK, ASSEMBLY (EA3.57.69) (Mod. 648) Spares for:-	-	-	
EA3.57.143	. . .	BLOCK, packing, venting	1	LFS21	41/25
EA3.57.197	. . .	BRACKET, lacing	1	-	41/14
EA3.57.201	. . .	BRACKET, lacing	1	-	41/19
A25/1C	. . .	Bolt, 2 BA hex. head	1	-	41/16
AGS2001/C1	. . .	Nut, stiff, 2 BA	1	-	41/20
EA3.57.189	. . .	CLIP, pipe, venting	4	L72	41/22
A25/1C	. . .	Bolt, 2 BA hex. head	2	-	41/18
EA3.57.525	. . .	DUCT, venting, No. 3 fuel tank, between main spar and frame 27	1	-	41/2
EA3.11.129	. . .	WASHER, fuel contents gauge terminal box	3	L72	

SERVICES

FUEL SYSTEM IN CENTRE FUSELAGE

Part Number	Description	No. Off	Mati. Spec.	Plate No.	
					1
-	. . WIRES SUPPORT, FUEL TANK No.3, ASSEMBLY (EA3.57.161) Spares for:	-	-		
R EA1.57.377	. . . GROMMET, tank support, nylon cord	24	-	40/22	
R EA1.57.371	. . . PLATE, spreader, fuel tank	124	L72	40/23	
R TERRY				40/24	
R 169/ 3/4"	. . . RING, split	22	-	40/25	
R EA1.57.1175	. . . SUPPORT, end, nylon, cord	4	-	40/26	
R EA1.57.1177	. . . SUPPORT, intermediate, nylon cord	20	-	40/26	
-	. VENTING AND GALLERIES, ASSEMBLY (EG7.57.1) (For A/C not embodying Mod.648) Spares for:	-	-	42/1	
EA1.57.79	. . BRACKET, No.3 fuel tank purging tube Attaching parts for EA1.57.79:	5	L59	43/14	
A25/1C	. . Bolt, 2BA hex. head	2	-	43/16	
EA3.57.115	. . CLIP, pipe, venting, at frames 15 and 19 Attaching parts for EA3.57.115:-	2	-	43/21	
A25/4C	. . Bolt, 2BA hex. head	1	-	43/22	
AGS2001/C/1	. . Nut, stiff, 2BA	1	-	43/19	
EA3.57.421	. . Washer, packing	2	L72	43/20	
EA1.57.67	. . DUCT, venting, fuel tank No. 1	1	-	43/9	
EG7.57.3	. . DUCT, venting, fuel tank No. 2	1	L54	43/6	
EA1.57.77	. . DUCT, venting, fuel tank No. 3	1	-	43/1	
EA3.57.103	. . ELBOW, venting, No. 1 fuel tank Attaching parts for EA3.57.103:-	1	L52	43/27	
AGS2001/C/1	. . Nut, stiff, 2BA	8	-	43/28	
EA1.57.59	. . Washer, joint	1	Langite	43/30	

SERVICES

FUEL SYSTEM IN CENTRE FUSELAGE

Part Number	Description	No. Off	Matl. Spec.	Plate No.
EEAS164/24/30	. . HOSE, rubber, 1-1/2" i/d x 1-7/8" o/d x 3" long (Make from 32C/446)	3	DTD.625	43/3
EEAS164/32/26	. . HOSE, rubber, 2" i/d x 2-1/2" o/d x 2-3/8" long (Make from 32C/378)	1	DTD.625	41/6
EA3.11.141	. . PANEL, detachable, No.1 fuel tank Attaching parts for EA3.57.141:	1	-	42/12 43/10
EEAS1/1C	. . Screw, 2BA 120° c'sk head	4	S96	43/12
EEAS1/1-1/2C	. . Screw, 2BA 120° c'sk head	58	S96	43/11
EA3.11.233	. . PANEL, detachable, No.2 fuel tank Attaching parts for EA3.11.233:	1	-	43/4
EEAS1/1-1/2C	. . Screw, 2BA 120° c'sk head	38	S96	43/5
EEAS66/1	. . RING, clamping, 1-1/8" dia., for hose clip	2	L72	
EEAS66/7	. . RING, clamping, 1-7/8" dia., for hose clip	6	L72	43/7
EEAS66/12	. . RING, clamping, 2-1/2" dia., for hose clip	2	L72	43/2
EA1.57.85	. . STRAP, vent duct support, No.3 fuel tank Attaching parts for EA1.57.85:	5	L72	43/17
A25/1B	. . Bolt, 4BA hex. head	1	-	43/24
A25/2C	. . Bolt, 2BA hex. head	1	-	43/25
AGS2002/B/3	. . Nut, stiff, 4BA	1	-	43/15
EA3.57.101	. . TEE, vent, No. 2 fuel tank Attaching parts for EA3.57.101:-	1	L52	43/26
AGS2001/C/1	. . Nut, stiff, 2BA	8	-	43/29
EA1.57.59	. . Washer, joint	1	Langite	43/31

FUEL SYSTEM IN REAR FUSELAGE

Ref. No.	Part No.	Description							No. off	Matl. Spec.	Cl. of Equip. M.R. L.M.	Fig. and Index
		1	2	3	4	5	6	7				
	-	VENTING, FUEL TANK OUTLET, REAR							-	-	-	91/7
		FUSELAGE, ASSEMBLY (E.B7.57.293)										
		Spares for:-										
25546	E.B7.57.315	BRACKET, vent pipe clip							9	L59	C	91/5
25547	E.B7.57.317	CLIP, vent pipe							9	L59	C	91/6
		Attaching parts for E.B7.57.317:-										
28D/9133012	A25/3C	Bolt, 2 BA hex. head							2	-	C	91/4
28M/1278190	AGS.2001/C/1	Nut, stiff, 2 BA							2	-	C	91/1
	E.B7.57.319	Washer, corner (Make from 26DK/2809)							2	-	LM	91/3
28W/9419475	SP15/C	Washer, 2 BA plain							2	-	C	91/2
22228	EEAS.164/40/45	HOSE, rubber, 2-1/2" i/d x 3" o/d x 4-1/2" long							4	DTD625	LM	91/8
		(Make from 32C/380)								Type 1		
	-	OUTLET FUEL TANK VENT, AFT OF FRAME 40, . . .							-	-	-	91/14
		ASSEMBLY (E.B7.57.295)										
		Spares for:-										
43117	E.G7.57.11	OUTLET, mast, fuel tank vent							1	S511	C	91/10
		Attaching parts for E.G7.57.11:-										
25541	E.B7.57.303	Gasket, 1/32" thick							1	Neo-K-Tex	C	91/15
1468	EEAS.1/2C	Screw, 2 BA 120° c'sk head							6	S96	C	91/16
25542	E.B7.57.305	PIPE, vent, between hose couplings, frames 30 and 33 . . .							1	L56	C	91/13
25543	E.B7.57.307	PIPE, vent, between hose couplings, frames 33 and 36 . . .							1	L56	C	91/12
25544	E.B7.57.309	PIPE, vent, between hose couplings, frames 36 and 38 . . .							1	L56	C	91/11
25545	E.B7.57.311	PIPE, vent, from hose coupling forward of frame 38 to . .							1	L56	C	91/9
		hose coupling at outlet mast, frame 40										

SERVICES

FUEL SYSTEM IN REAR FUSELAGE

Ref. No.	Part No.								No. off	Mati. Spec.	Cl. of Equip. M.R. L.M.	Fig. and Index
		1	2	3	4	5	6	7				

SERVICES

FUEL SYSTEM IN PORT WING

Part Number	Description	No. Off	Matl. Spec.	Plate No.	
					1
-	FUEL SYSTEM IN PORT WING, ASSEMBLY (EA1.57.727) Spares for:	-	-		
-	PIPES, AIR, IN ENGINE NACELLE, ASSEMBLY (EA1.57.867) Spares for:	-	-	92/37	
EEAS143/8	CLIP, 'P', pipe support Attaching parts for EEAS143/8:	1	L72	92/41	
AGS2001/B/1	Nut, stiff, 4BA	1	-	92/45	
A40/B16	Screw, 4BA round head	1	-	92/42	
EA1.57.861	COUPLING, pipe	1	DTD126	92/43	
R LOCKHEED MPA30068/4	FILTER, PUROLATOR, ASSEMBLY Spares for:	1	-	92/34	
R LOCKHEED MPA30110	ELEMENT, complete	1	-	92/35	
R LOCKHEED MPA29540	GASKET	1	-	92/36	
EA3.57.47	PIPE, assembly, air, from pipe coupling at bracket to adaptor nipple at purolator filter	1	T26	92/39	
EA3.57.49	PIPE, assembly, air, from purolator connection to restrictor nipple adaptor	1	T26	92/30	
EA3.57.471	PIPE, assembly, air from restrictor connection to non-return valve connection	1	T26	92/32	
EA1.57.351	RESTRICTOR, drip tank air system	1	L40	92/29	
EA1.57.859	WASHER, sealing	1	LFS21	92/44	
-	PIPES, FUEL AND AIR, IN INNER WING, ASSEMBLY (EA1.57.247) Spares for:	-	-	92/20	
R EEAS143/10	CLIP, pipe, single (Pre Alt.R60/91-Mod.5101)	4	L72	92/3	
R or AS4525/8	CLIP, pipe (Alt.R60/91-Mod.5101)				
EA1.57.317	CLIP, pipe saddle, rib 2 and rib 6 Attaching parts for EA1.57.317:	2	DTD310	92/2	
A25/2B	Bolt, 4BA hex. head	2	-	92/1	
AGS2001/B/1	Nut, stiff, 4BA	2	-	92/7	
SP13/B	Washer, 4BA plain	2	-	92/5	
EEAS77/23	HOSE, rubber, 1/2" i/d x 3/4" o/d x 2" long, type 1 (Make from 32C/408)	2	DTD625	92/24	
EEAS77/81	HOSE, rubber, 1-1/4" i/d x 1-5/8" o/d x 3" long, type 1 (Make from 32C/377)	1	DTD625	92/27	
EA6.57.103	PIPE, fuel, 1-1/4" o/d x 20 SWG	1	L56	92/25	
EA6.57.105	PIPE, air, 1/2" o/d x 20 SWG	1	L56	92/18	
EA6.57.107	PIPE, air, 1/2" o/d x 20 SWG	1	L56	92/12	
EEAS66/5	RING, clamping	2	L72	92/28	

SERVICES
FUEL SYSTEM IN PORT WING

Part Number	Description	No. Off	Matl. Spec.	Plate No.
-	PIPES, FUEL AND AIR, IN ENGINE NACELLE, ASSEMBLY (EA1.57.251) Spares for:	-	-	93/21
EA1.57.259	CLIP, pipe saddle	3	L72	93/2
EA3.57.417	CLIP, pipe	1	L72	93/3
EEAS143/21	CLIP, 'P' type	3	L72	93/34
EEAS77/81	HOSE, rubber, 1-1/4" i/d x 1-5/8" o/d x 3" long, type 1 (Make from 32C/377)	1	DTD625	93/29
R EA3.57.35	PIPE, assembly, air, from non-return valve to nipple adaptor	1	T26	93/6
R EA3.57.37	PIPE, assembly, fuel, from coupling in inner wing to coupling in engine nacelle	1	T26	93/11
EA3.57.39	PIPE, assembly, fuel, from coupling in engine nacelle to coupling in outer wing	1	T25	93/23
EA3.57.41	PIPE, assembly, air, from coupling in inner wing to coupling in engine nacelle	1	T26	93/19
EA3.57.43	PIPE, assembly, air, from coupling in engine nacelle to coupling in outer wing	1	T26	93/9
EA3.57.45	PIPE, assembly, air, from coupling in inner wing to coupling in engine nacelle	1	T26	93/4
EA1.57.251C	PIPE, assembly, fuel, between couplings in outer wing	1	L56	93/25
EEAS66/5	RING, clamping	2	L72	93/30
AS2811/5/065	TUBE, distance, for pipe clips	1	L62	93/35
VICKERS	VALVE, non-return	1	-	93/8
AS287/C	PIPES, FUEL AND AIR, IN OUTER WING, ASSEMBLY (EA1.57.255) Spares for:	-	-	93/31
EA1.57.317	CLIP, pipe saddle	5	L72	93/1
EEAS77/33	HOSE, rubber, 1/2" i/d x 3/4" o/d x 2" long, type 1 (Make from 32C/408)	2	DTD625	93/13
EEAS77/81	HOSE, rubber, 1-1/4" i/d x 1-5/8" o/d x 3" long type 1 (Make from 32C/377)	1	DTD625	93/29
EA6.57.93	PIPE, fuel, 1-1/4" o/d x 20 SWG	1	L56	93/27
or				
EA9.57.43	PIPE, fuel, 1-1/4" o/d x 20 SWG	1	L56	93/28
EA6.57.96	PIPE, fuel, 1-1/4" o/d x 20 SWG	1	L56	93/33
EA6.57.97	PIPE, air, 1/2" o/d x 20 SWG	1	L56	93/16
EA6.57.99	PIPE, air, 1/2" o/d x 20 SWG	1	L56	93/17
EEAS66/5	RING, clamping	2	L72	93/30

FUEL SYSTEM IN PORT WING

Ref. No.	Part No.	Description	No. off	Matl. Spec.	Cl. of Equip. M.R. L.M.	Fig. and Index	
							1
R	1729	EEAS.20/1/DU	TAB, locking	2	S515	C	93/15
	27F/4526771	SELF PRIMING SPE.2706	VALVE, non-return, type P24A, Mk. 3	1	-	B	93/14
	-	-	PIPES, FUEL TRANSFER, ON RIB 1, INNER WING, ASSEMBLY (E.A1.57.245) Spares for:-	-	-	-	92/10
	1255	E.A1.57.259	CLIP, pipe saddle	5	L72	C	92/4
	28D/9436920	A25/1C	Attaching parts for E.A1.57.259:-				
	28M/1278190	AGS.2001/C/1	Bolt, 2 BA hex. head	2	-	C	92/9
	28W/9419475	SP15/C	Nut, stiff, 2 BA	2	-	C	92/8
		EEAS.77/81	Washer, 2 BA plain	2	-	C	92/6
		EEAS.77/81	HOSE, rubber, 1-1/4" i/d x 1-5/8" o/d x 3" long, type 1 (Make from 32C/377)	2	DTD625	LM	92/22
	2725	E.A1.57.1257	PIPE, fuel, 1-1/4" o/d x 20 SWG	1	L56	C	92/14
2723	E.A1.57.1259	PIPE, fuel, 1-1/4" o/d x 20 SWG	1	L56	C	92/16	
1446	EEAS.66/5	RING, clamping	4	L72	C	92/23	

SERVICES

FUEL SYSTEM IN STARBOARD WING

Part Number	Description	No. Off	Matl. Spec.	Plate No.
-	FUEL SYSTEM IN STARBOARD WING, ASSEMBLY (EA1.57.728)	-	-	
-	Spares for:			
-	PIPE, AIR, IN ENGINE NACELLE, ASSEMBLY (EA1.57.868)	-	-	92/38
EEAS143/8	CLIP, 'P', pipe support Attaching parts for EEAS143/8:	1	L72	92/41
AGS2001/B/1	Nut, stiff, 4BA	1	-	92/45
A40/B16	Screw, 4BA round head	1	-	92/42
EA1.57.861	COUPLING, pipe	1	DTD126	92/43
LOCKHEED MPA30068/4	FILTER, PUROLATOR, ASSEMBLY Spares for:	1	-	92/34
LOCKHEED MPA30110	ELEMENT, complete	1	-	92/35
LOCKHEED MPA29540	GASKET	1	-	92/36
EA3.57.48	PIPE, assembly, air, from pipe coupling at bracket to adaptor nipple at purolator filter	1	T26	92/40
EA3.57.50	PIPE, assembly, air, from purolator filter connection to restrictor nipple adaptor	1	T26	92/31
EA3.57.472	PIPE, assembly, from restrictor connection to non-return valve connection	1	T26	92/33
EA1.57.351	RESTRICTOR, drop tank air system	1	L40	92/29
EA1.57.859	WASHER, sealing	1	LFS21	92/44
-	PIPES, FUEL AND AIR, IN INNER WING, ASSEMBLY (EA1.57.248)	-	-	92/21
-	Spares for:			
EEAS143/10 or AS4525/8	CLIP, pipe, single (Pre Alt.R60/91) (Mod.5101)	4	L72	92/3
EA1.57.317	CLIP, pipe (Alt.R60/91) (Mod.5101)	4	-	
	CLIP, pipe, saddle, rib 2 and rib 6 Attaching parts for EA1.57.317:	2	DTD310	92/2
A25/2B	Bolt, 4BA hex. head	2	-	92/1
AGS2001/B/1	Nut, stiff, 4BA	2	-	92/7
SP13/B	Washer, 4BA plain	2	-	92/5
EEAS77/33	HOSE, rubber, 1/2" i/d x 3/4" o/d x 2" long (Make from 32C/408)	2	DTD625 Type 1	92/24
EEAS77/81	HOSE, rubber, 1-1/4" i/d x 1-5/8" o/d x 3" long (Make from 32C/377)	1	DTD625 Type 1	92/27
EA6.57.104	PIPE, fuel, 1-1/4" o/d x 20 SWG	1	L56	92/26
EA6.57.106	PIPE, air, 1/2" o/d x 20 SWG	1	L56	92/19
EA6.57.108	PIPE, air, 1/2" o/d x 20 SWG	1	L56	92/13
EEAS66/5	RING, clamping	2	L72	92/28

R

SERVICES
FUEL SYSTEM IN STARBOARD WING

Part Number	Description	No. Off	Matl. Spec.	Plate No.
-	PIPES, FUEL AND AIR, IN ENGINE NACELLE, ASSEMBLY (EA1.57.252) Spares for:	-	-	93/22
EA1.57.259	CLIP, pipe saddle	3	L72	93/2
EA3.57.417	CLIP, pipe	1	L72	93/3
EEAS143/21	CLIP, 'P', type	3	L72	93/34
EEAS77/81	HOSE, rubber, 1-1/4" i/d x 1-5/8" o/d x 3" long (Make from 32C/377)	1	DTD625 Type 1	93/29
EA3.57.36	PIPE, assembly, air, from non-return valve to nipple adaptor	1	T26	93/7
EA3.57.38	PIPE, assembly, fuel, from coupling in inner wing to coupling in engine nacelle	1	T26	93/12
EA3.57.40	PIPE, assembly, fuel, from coupling in engine nacelle to coupling in outer wing	1	T26	93/24
EA3.57.42	PIPE, assembly, air, from coupling in inner wing to coupling in engine nacelle	1	T26	93/20
EA3.57.44	PIPE, assembly, air, from coupling in engine nacelle to coupling in outer wing	1	T26	93/10
EA3.57.46	PIPE, assembly, air, from coupling in inner wing to coupling in engine nacelle	1	T26	93/5
EA1.57.252C	PIPE, assembly, fuel, between coupling in outer wing	1	L56	93/26
EEAS66/5	RING, clamping	2	L72	93/30
AS2811/5/065	TUBE, distance, for pipe clips	1	L62	93/35
VICKERS	VALVE, non-return	1	-	93/8
A5287/C	PIPES, FUEL AND AIR, IN OUTER WING, ASSEMBLY (EA1.57.256) Spares for:	-	-	93/32
EA1.57.317	CLIP, pipe saddle	5	L72	93/1
EEAS77/33	HOSE, rubber, 1/2" i/d x 3/4" o/d x 2" long	2	DTD625 Type 1	93/13
EEAS77.81	HOSE, rubber, 1-1/4" i/d x 1-5/8" o/d x 3" long (Make from 32C/377)	1	DTD625 Type 1	93/29
EA6.57.93	PIPE, fuel, 1-1/4" o/d x 20 SWG	1	L56	93/27
EA9.57.43	PIPE, fuel, 1-1/4" o/d x 20 SWG	1	L56	93/28
EA6.57.95	PIPE, fuel, 1-1/4" o/d x 20 SWG	1	L56	93/33
EA6.57.97	PIPE, air, 1/2" o/d x 20 SWG	1	L56	93/16
EA6.57.100	PIPE, air, 1/2" o/d x 20 SWG	1	L56	93/18
EEAS66/5	RING, clamping	2	L72	93/30
EEAS20/1/DU	TAB, locking	2	S515	93/15
SELF PRIMING SPE2706	VALVE, non-return, type P24A, Mk.3	1	-	93/14

FUEL SYSTEM IN STARBOARD WING

Ref. No.	Part No.	Description							No. off	Matl. Spec.	Cl. of Equip. M.R. L.M.	Fig. and Index
		1	2	3	4	5	6	7				
	-	PIPES, FUEL TRANSFER ON RIB 1, INNER WING, ASSEMBLY (E.A1.57.246)							-	-	-	92/11
		Spares for:-										
1255	E.A1.57.259	CLIP, pipe saddle							5	L72	C	92/4
		Attaching parts for E.A1.57.259:-										
28D/9436920	A25/1C	Bolt, 2 BA hex. head							2	-	C	92/9
28M/1278190	AGS.2001/C/1	Nut, stiff, 2 BA							2	-	C	92/8
28W/9419475	SP15/C	Washer, 2 BA plain							2	-	C	92/6
	EEAS.77/81	HOSE, rubber, 1-1/4" i/d x 1-5/8" o/d x 3" long, type 1 (Make from 32C/377)							2	DTD625	LM	92/22
2724	E.A1.57.1258	PIPE, fuel, 1-1/4" o/d x 20 SWG							1	L56	C	92/15
2722	E.A1.57.1260	PIPE, fuel, 1-1/4" o/d x 20 SWG							1	L56	C	92/17
1446	EEAS.68/5	RING, clamping							4	L72	C	92/23

SERVICES

FUEL SYSTEM IN STARBOARD WING

Ref. No.	Part No.	Description						No. off	Matl. Spec.	Cl. of Equip. M.R. L.M.	Fig. and Index
		1	2	3	4	5	6				

FUEL AND AIR PIPES IN PORT WING TIP

Ref. No.	Part No.	Description	No. off	Matl. Spec.	Cl. of Equip. M.R. L.M.	Fig. and Index
	-	FUEL AND AIR PIPES IN PORT WING TIP, ASSEMBLY (E.A1.57.257)	-	-	-	94/3
		Spares for:-				
1145	E.A1.57.317	CLIP, pipe saddle	1	L72	C	94/23
		Attaching parts for E.A1.57.317:-				
28D/1008149	A25/2B	Bolt, 4 BA hex. head	2	-	C	94/16
28M/1278189	AGS.2001/B/1	Nut, stiff, 4 BA	2	-	C	94/18
28W/9419474	SP15/B	Washer, 4 BA plain	2	-	C	94/17
1399	E.A1.57.343	CLIP, pipe saddle	1	L72	C	94/5
		Attaching parts for E.A1.57.343:-				
28D/1212941	A61/3C	Bolt, 2 BA hex. head	2	-	C	94/6
5011	E.A1.57.347	Piece, packing	1	-	-	94/11
1400	E.A1.57.345	CLIP, pipe	1	L72	C	94/19
		Attaching parts for E.A1.57.345:-				
28D/9434862	A61/6C	Bolt, 2 BA hex. head	1	-	C	94/20
19840	E.A1.57.257G	Bush, 1/4" o/d x ".0528 long	1	DTD310	C	94/24
28M/1278190	AGS.2001/C/1	Nut, stiff, 2 BA	1	-	C	94/22
28W/9419475	SP15/C	Washer, 2 BA plain	1	-	C	94/21
1401	E.A1.57.265	ELBOW, fuel pipe	1	DTD625	C	94/10
2112	E.A1.57.1243	ELBOW, air pipe	1	DTD625	C	94/14
	EEAS.77/33	HOSE, rubber, 1/4" i/d x 3/4" o/d x 2" long, type 1 (Make from 32C/408)	2	DTD625	LM	94/7
	EEAS.77/81	HOSE, rubber, 1-1/2" i/d x 1-5/8" o/d x 2" long, type 1 (Make from 32C/377)	2	DTD625	LM	94/2
1403	E.A1.57.257A	PIPE, fuel delivery, from drop tank to wing tip joint	1	L56	C	94/13
1404	E.A1.57.257B	PIPE, fuel delivery, from wing tip joint to main plane	1	L56	C	94/8
1405	E.A1.57.257C	PIPE, air delivery, from drop tank to wing tip joint	1	L56	C	94/12
1406	E.A1.57.257D	PIPE, air delivery, from wing tip joint to main plane	1	L56	C	94/9
1446	EEAS.66/5	RING, clamping	6	L72	C	94/1
2170	E.A1.57.1245	RING, clamping	1	L72	C	94/15

SERVICES

FUEL AND AIR PIPES IN PORT WING TIP

Ref. No.	Part No.							No. off	Matl. Spec.	Cl. of Equip. M.R. L.M.	Fig. and Index
		1	2	3	4	5	6				

FUEL AND AIR PIPES IN STARBOARD WING TIP

Ref. No.	Part No.	Description	No. off	Matl. Spec.	Cl. of Equip. M.R. L.M.	Fig. and Index
	-	FUEL AND AIR PIPES IN STARBOARD WING TIP, ASSEMBLY (E.A1.57.258)	-	-	-	94/4
		Spares for:-				
1145	E.A1.57.317	CLIP, pipe saddle	1	L72	C	94/23
		Attaching parts for E.A1.57.317:-				
28D/1008149	A25/2B	Bolt, 4 BA hex. head	2	-	C	94/16
28M/1278189	AGS.2001/B/1	Nut, stiff, 4 BA	2	-	C	94/18
28W/9419474	SP15/B	Washer, 4 BA plain	2	-	C	94/17
1399	E.A1.57.343	CLIP, pipe saddle	1	L72	C	94/5
		Attaching parts for E.A1.57.343:-				
28D/1212941	A61/3C	Bolt, 2 BA hex. head	2	-	C	94/6
5011	E.A1.57.347	Piece, packing	1	-	-	94/11
1400	E.A1.57.345	CLIP, pipe	1	L72	C	94/19
		Attaching parts for E.A1.57.345:-				
28D/9434862	A61/6C	Bolt, 2 BA hex. head	1	-	C	94/20
19840	E.A1.57.257G	Wash, 1/4" o/d x 0" .528 long	1	DTD310	C	94/24
28M/1278190	AGS.2001/C/1	Nut, stiff, 2 BA	1	-	C	94/22
28W/9419475	SP15/C	Washer, 2 BA plain	1	-	C	94/21
1401	E.A1.57.265	ELBOW, fuel pipe	1	DTD625	C	94/10
2112	E.A1.57.1243	ELBOW, air pipe	1	DTD625	C	94/14
	EEAS.77/33	HOSE, rubber, 1/4" i/d x 3/4" o/d x 2" long (Make from 32C/408)	2	DTD625 Type 1	LM	94/7
	EEAS.77/81	HOSE, rubber, 1-1/2" i/d x 1-5/8" o/d x 3" long (Make from 32C/377)	2	DTD625 Type 1	LM	94/2
1404	E.A1.57.257B	PIPE, fuel delivery, from wing tip joint to main plane	1	L56	C	94/8
1405	E.A1.57.257C	PIPE, air delivery, from drop tank to wing tip joint	1	L56	C	94/12
1406	E.A1.57.257D	PIPE, air delivery, from wing tip joint to main plane	1	L56	C	94/9
1407	E.A1.57.258A	PIPE, fuel delivery, from drop tank to wing tip joint	1	L56	C	94/13
1446	EEAS.66/5	RING, clamping	6	L72	C	94/1
2170	E.A1.57.1245	RING, clamping	1	L72	C	94/15

SERVICES

FUEL AND AIR PIPES IN STARBOARD WING TIP

Ref. No.	Part No.							No. off	Mati. Spec.	Cl. of Equip. M.R. L.M.	Fig. and Index
		1	2	3	4	5	6				

SERVICES

FUEL SYSTEM IN PORT INNER WING

Ref. No.	Part No.	Description	No. off	Matl. Spec.	Cl. of Equip. M.R. L.M.	Fig. and Index
	—	FUEL DELIVERY SYSTEM IN PORT WING, ASSEMBLY (E.B6.57.71)	—	—	—	95/17
		Spares for:—				
1255	E.A1.57.259	CLIP, pipe, at ribs 1, 2 and 3	3	L72	C	95/12
		Attaching parts for E.A1.57.259:—				
28D/9133011	A25/2C	Bolt, 2 BA hex. head	2	—	C	95/10
28M/1278190	AGS.2001/C/1	Nut, stiff, 2 BA	2	—	C	95/14
28W/9419402	SP13/C	Washer, 2 BA plain	2	—	C	95/13
6879	EEAS.143/21H	CLIP, pipe bonding (Pre-Alt. R60/91) (Mod. 5101)	2	L72	C	95/19
	or					
5K/2231768	AS.4525/20	CLIP, pipe (Alt. R60/91) (Mod. 5101)				
		Attaching parts for EEAS.143/28H:—				
28D/9133011	A25/2C	Bolt, 2 BA hex. head	1	—	C	95/24
28M/1278190	AGS.2001/C/1	Nut, stiff, 2 BA	1	—	C	95/23
5259	EEAS.21/2ER/H	Washer, 'D'	2	L72	C	95/21
28W/9419402	SP13/C	Washer, 2 BA plain	1	—	C	95/22
R 6119489	E.A3.57.535	ELBOW, connection, on engine rib (Mod. 5237)	1	DTD304A	C	95/5
		Attaching parts for E.A3.57.535:—				
28D/9133012	A25/3C	Bolt, 2 BA hex. head	4	—	C	95/7
28M/1278190	AGS.2001/C/1	Nut, stiff, 2 BA	4	—	C	95/8
28W/9419402	SP13/C	Washer, 2 BA plain	4	—	C	95/9
6682	EEAS.164/20/53	HOSE, rubber connecting, 1-1/4" i/d x 1-5/8" o/d x 5-1/4" long, type 1 (Make from 32C/377)	2	DTD625 Type 1	LM	95/33
28F/9513420	AGS.1142/J	NIPPLE, adaptor	2	—	C	95/1
6881	E.B6.57.67	PIPE, assembly, fuel, from fuselage feed pipe connection to hose joint at rib 1	1	L56	C	95/15
6880	E.B6.57.77	PIPE, assembly, fuel continuation between hose joints	1	L56	C	95/16
5684	E.B7.57.131	PIPE, assembly, fuel, from hose joint between ribs 2 and 3 to elbow connection at engine rib	1	L56	C	95/18
1446	EEAS.66/5	RING, clamping, for hose clips	8	L72	C	95/29
16479	E.B6.57.75	SUPPORT, fuel pipe, at clip, rib 3	1	—	C	95/25
		Attaching parts for E.B6.57.75:—				
28D/1010658	A25/1B	Bolt, 4 BA hex. head	2	—	C	95/20
28M/1278189	AGS.2001/B/1	Nut, stiff, 4 BA	2	—	C	95/28
28W/9419474	SP15/B	Washer, 5 BA plain	2	—	C	95/27
28486	E.B7.57.137	SUPPORT, fuel pipe, clip, at rib 2	1	—	C	95/32
		Attaching parts for E.B7.57.137:—				
28D/1010658	A25/1B	Bolt, 4 BA hex. head	2	—	C	95/26
28M/1278189	AGS.2001/B/1	Nut, stiff, 4 BA	2	—	C	95/31
28W/9419474	SP15/C	Washer, 4 BA plain	2	—	C	95/30
1304	E.A1.57.209	SUPPORT, fuel pipe at diaphragm, inboard of rib 1	2	Mill-Board	C	95/6
		Attaching parts for E.A1.57.209:—				
28D/9419452	A25/3B	Bolt, 4 BA hex. head	6	—	C	95/4
28M/1278189	AGS.2001/B/1	Nut, stiff, 4 BA	6	—	C	95/2
6384	E.A1.57.199	Plate, locking	2	L72	C	95/11
28W/9419465	SP13/B	Washer, 4 BA plain	2	—	C	95/3

SERVICES

FUEL SYSTEM IN STARBOARD INNER WING

Part Number	Description	No. Off	Matl. Spec.	Plate No.
-	FUEL DELIVERY SYSTEM, IN STARBOARD INNER WING, ASSEMBLY (EA1.57.756) Spares for:-	-	-	96/6
EA1.57.183	. CLIP, support, half, inner wing ribs 2 and 3 Attaching parts for EA1.57.183:-	2	L59	96/11
A25/1B	. Bolt, 4 BA hex. head	2	-	96/15
AGS2001/B/1	. Nut, stiff, 4 BA	2	-	96/10
SP13/B	. Washer, 4 BA plain	2	-	96/14
EA1.57.185	. CLIP, top half, inner wing ribs 2 and 3 Attaching parts for EA1.57.185:-	2	L72	96/9
A25/2C	. Bolt, 2 BA hex. head	2	-	96/7
AGS2001/C/1	. Nut, stiff, 2 BA	2	-	96/13
SP13/C	. Washer, 2 BA plain	2	-	96/8
EA3.57.536	. ELBOW, connection, on engine rib (Mod 5237) Attaching parts for EA3.57.536:-	1	DTD304A	96/23
A15Y/3C	. Bolt, 2 BA hex. head	4	-	96/22
AGS2001/C/1	. Nut, stiff, 2 BA	4	-	96/20
EEAS20/3/DR	. Tab, locking	1	L72	96/21
EEAS164/20/53	. HOSE, rubber, 1-1/4" x 1-5/8" x 5-1/4" long, type 1 (Make from 32C/377)	2	DTD625 Type 1	96/2
EA1.57.554	. PIPE, assembly, fuel, engine feed, from hose joint between ribs 2 and 3 to elbow connection on engine rib	1	L56	96/1
EA1.57.556	. PIPE, assembly, fuel, engine feed, from fuselage connection to hose joint outboard of rib 1	1	L54	96/5
EA1.57.1255	. PIPE, assembly, fuel, engine feed, between hose joints ribs 1 to 3	1	L56	96/4
EEAS66/5	. RING, clamping	8	L72	96/3
EA1.57.209	. SUPPORT, pipe, at diaphragm, and rib 1 Attaching parts for EA1.57.209:-	4	Mill-board	96/16
A25/2B	. Bolt, 4 BA hex. head	6	-	96/19
AGS2001/B/1	. Nut, stiff, 4 BA	6	-	96/12
EA1.57.199	. Plate, locking	2	L72	96/17
SP13/B	. Washer, 4 BA plain	2	-	96/18

SERVICES

FUEL SYSTEM IN STARBOARD INNER WING

Part Number	Description 1 2 3 4 5 6	No. Off	Matl. Spec.	Plate No.

SERVICES

HYDRAULIC EQUIPMENT IN CENTRE FUSELAGE

Part Number	Description	No. Off	Mati. Spec.	Plate No.
-	HYDRAULIC EQUIPMENT IN CENTRE FUSELAGE ASSEMBLY (EG7.73.5)	-	-	44/1
	Spares for:			
	HYDRAULIC EQUIPMENT CIRCUIT, ASSEMBLY (EA3.73.5007)	-	-	44/2
	Spares for:			
DOWTY ROTOL 8076/52 VOKES	. . . DIVIDER, flow	2	-	44/7
E30L/1"/7915 or VOKES	. . . FILTER, oil	1	-	44/11
E30L/1" 22537	. . . FILTER, oil	1	-	44/12
R 10069 N & Z	. . . GAUGE, pressure	1	-	44/14
or				
R SIS3592	. . . GAUGE, pressure, Mk.14LL	1	-	
ELECTRO HYD'S 7391	. . . RELAY, HYDRAULIC PRESSURE GAUGE, ASSEMBLY	1	-	44/16
	Consisting of:			
9913	. . . ADAPTOR, outlet to gauge	1	-	44/15
9938	. . . ADAPTOR, hydraulic supply inlet	1	-	44/19
73082	. . . BODY	1	DTD130B	44/21
30M/36 x 4	. . . CIRCLIP, nut to body	1	-	44/29
73081	. . . CYLINDER	1	-	44/26
73039	. . . NUT, cylinder to body	1	-	44/28
73083	. . . PISTON	1	-	44/25
40044	. . . PLUG, bleed	1	-	44/20
7379	. . . RESTRICTOR	1	-	44/18
739112	. . . RING, piston	1	-	44/24
739113	. . . RING, piston	1	-	44/23
739114	. . . RING, sealing, cylinder to body	1	-	44/22
R 2M/14 x 10	. . . WASHER, at adaptors and restrictors	3	-	44/17
30A/9437135	. . . WIRE, locking	QR	-	44/27
DOWTY ROTOL 408Y/MK.BN	. . . SELECTOR, and non-return valve for flap and air brake isolation	1	-	44/3
DOWTY ROTOL 408Y/MK.BQ	. . . VALVE, rotary control, undercarriage (For spares see AP.4515B, Vol.3)	1	-	44/9
DOWTY ROTOL 1034/Y/MK.Q	. . . VALVE, pressure relief, flaps 'down' (For spares see AP.4515B, Vol.3)	1	-	44/6
DOWTY ROTOL D1183Y/MK.B02	. . . VALVE, rotary control, nosewheel (For spares see AP.4515B, Vol.3)	1	-	44/10
DOWTY ROTOL 657Y	. . . VALVE, restrictor (For spares see AP.4515B, Vol.3)	1	-	44/5
DOWTY ROTOL 4603Y/MK.E H.P. COMP'S A58	. . . VALVE, thermal relief	7	-	44/4
	. . . VALVE, inflation	1	-	44/13

SERVICES

HYDRAULIC EQUIPMENT IN CENTRE FUSELAGE

Part Number	Description	No. Off	Matl. Spec.	Plate No.
DOWTY ROTOL 5240Y	. . VALVE, non-return, flap and air brake isolation	1	-	44/8
-	. . JACK, SHUTTER OPERATING, INSTALLATION (EG7.73.301)	-	-	45/26
	Spares for:			
EG7.73.321	. . BLOCK, assembly	1	L65	45/28
	Attaching parts for EG7.73.321:			
A25/16C	. . Bolt, 2BA hex. head	1	-	45/29
AGS2001/C/1	. . Nut, stiff, 2BA	1	-	45/27
EA1.70.61	. . CLAMP, pipe	1	LFS21	45/1
	Attaching parts for EA1.70.61:			
A25/6B	. . Bolt, 4BA hex. head	2	-	45/5
SP15/B	. . Washer, 4BA plain	2	-	45/4
EEAS91/1	. . CLIP, pipe, double, 1/4" o/d	2	-	45/8
	Attaching parts for EEAS91/1:			
A25/2B	. . Bolt, 4BA hex. head	2	-	45/11
AGS2001/B/1	. . Nut, stiff, 4BA	2	-	45/6
EEAS21A/3ER	. . Washer, 'D'	2	L72	45/10
EG7.73.323	. . CONNECTOR	1	S94	45/22
	Attaching parts for EG7.73.323:			
EB1.20.7623	. . Bolt, special	1	S96	45/19
EG7.73.325	. . Spacer	2	L65	45/21
AGS1104/B	. . CONE, adaptor	2	-	45/12
AGS1107/E	. . CONE, union	2	-	45/3
SP7YCL	. . FORK, joint, L.H. thread	1	-	45/30
	Attaching parts for SP7YCL			
SP4Y/B3	. . Pin, shackle, 3/16"	1	-	45/23
SP90/C4	. . Pin, split	1	-	45/25
SP13/C	. . Washer, plain	1	-	45/24
DOWTY ROTOL 5243	. . JACK, shutter operating	1	-	45/16
EG7.73.303	. . PIPE, assembly, from coupling at frame 13 to shutter operating jack connection	1	DTD323	45/7
EG7.73.305	. . PIPE, assembly, from coupling at frame 13 to shutter operating jack connection	1	DTD323	45/2
EG7.73.317	. . PLATE	2	L65	45/9
	Attaching parts for EG7.73.317:			
A25/3C	. . Bolt, 2BA hex. head	6	-	45/13
AGS2001/C/1	. . Nut, stiff, 2BA	6	-	45/15
SP16/C	. . Washer, 2BA plain	6	-	45/14
EG7.73.319	. . STRAP, assembly	1	L72	45/20
	Attaching parts for EG7.73.319:			
A25/4C	. . Bolt, 2BA hex. head	2	-	45/17
AGS2001/C/1	. . Nut, stiff, 2BA	2	-	45/18
SP35/C	. . TIE-ROD	1	-	45/31

SERVICES

HYDRAULIC EQUIPMENT IN CENTRE FUSELAGE

Ref. No.	Part No.	Description	No. off	Mtrl. Spec.	Cl. of Equip. M.R. L.M.	Fig. and Index
	—	1 MOUNTING OF ROTARY CONTROL VALVES AND ACTUATOR FOR UNDER-CARRIAGE AND BOMB DOORS, ASSEMBLY (E.A3.73.357)	—	—	—	46/61
	E.E. C. B'FORD Type 204, Mk. 6	2 ACTUATOR, UNDERCARRIAGE ROTARY CONTROL VALVE, ASSEMBLY Consisting of:—	1	—	—	46/35
R	5W/4511895	3 ACTUATOR, type 200, Mk. 1	1	—	A	46/37
R	5W/4489230 27Q/779	4 BRACKET, mounting, c/w label 5 VALVE	1	—	C	46/26
	DOWTY ROTOL C.408YMK.Q	6 WIRE, locking, 24 SWG	1	—	A	46/25
	30A/9148334	7 Attaching parts for Type 204, Mk. 6:—	QR	—	C	46/31
	28D/1214311	8 Bolt, 2 BA hex. head	2	—	C	46/50
	28M/9403520	9 Nut, 2 BA plain	2	—	C	46/46
	AS.2811/5/149	10 Tube, distance	2	L72	LM	46/49
	28W/9419475	11 Washer, 2 BA plain	2	—	C	46/48
	28W/9416643	12 Washer, 2 BA spring	2	—	C	46/47
	E.E. CO. B'FORD Type 206, Mk. 6	13 ACTUATOR, BOMB DOOR ROTARY CONTROL VALVE, ASSEMBLY Consisting of:—	1	—	—	46/23
R	5W/4511895	14 ACTUATOR, type 200, Mk. 1	1	—	A	46/24
R	5W/4489232 27Q/70282	15 BRACKET, mounting, c/w label 16 VALVE	1	—	C	46/22
	DOWTY ROTOL C.408Y/MK.6R	17 WIRE, locking, 24 SWG	1	—	A	46/21
	30A/9148334	18 Attaching parts for Type 206/MK. 6:—	QR	—	C	46/20
	28D/1214311	19 Bolt, 2 BA hex. head	2	—	C	46/55
	28M/9403520	20 Nut, 2 BA plain	2	—	C	46/51
	AS.2811/5/149	21 Tube, distance	2	—	LM	46/54
	28W/9419475	22 Washer, 2 BA plain	2	—	C	46/53
	28W/9416643	23 Washer, 2 BA spring	2	—	C	46/52
	5260	24 CLIP, pipe, single, 3/16" o/d bonding	6	L72	C	46/58
	5K/1037287	25 Attaching parts for EEAS.143/5H:—				
	28D/1010658	26 Bolt, 4 BA hex. head	1	—	C	46/56
	28D/9419452	27 Bolt, 4 BA hex. head	1	—	C	46/57
	28M/1278189	28 Nut, stiff, 4 BA	2	—	C	46/60
	5259	29 Washer, 'D'	2	L72	C	46/59
	EEAS.21/2ERH or EEAS.237/17CH					
	5258	30 CLIP, pipe, single, 3/8" o/d bonding	2	L72	C	46/10
	5K/4345976	31 Attaching parts for EEAS.143/6H:—				
	28D/1010658	32 Bolt, 4 BA hex. head	1	—	C	46/9
	28M/1278189	33 Nut, stiff, 4 BA	1	—	C	46/12
	5259	34 Washer, 'D'	1	L72	C	46/11
	EEAS.21/2ERH or EEAS.237/17CH					

SERVICES
HYDRAULIC EQUIPMENT IN CENTRE FUSELAGE

Ref. No.	Part No.	Description	No. off	Mtrl. Spec.	Cl. of Equip. M.R. L.M.	Fig. and Index
5248	EEAS.143/8H or 5K/4345977	CLIP, pipe, single, 3/8" o/d	7	L72	C	46/43
	28D/1010658	Attaching parts for EEAS.143/8H:— Bolt, 4 BA hex. head	1	—	C	46/42
	28M/1278189	Nut, stiff, 4 BA	1	—	C	46/45
	5259	Washer, 'D'	1	L72	C	46/44
	EEAS.21/2/ERH or EEAS.237/17H					
5544	EEAS.143/21H or 5K/4345978	CLIP, pipe, single, 1/4" o/d bonding	1	L72	C	46/4
	28D/9133012	Attaching parts for EEAS.143/21H:— Bolt, 2 BA hex. head	1	—	C	46/3
	28M/1278190	Nut, stiff, 2 BA	1	—	C	46/7
	5259	Washer, 'D'	1	L72	C	46/8
	EEAS.21/2/ERH or EEAS.239/1CH					
5521	EEAS.143/24H or 5K/4345980	CLIP, pipe, single, 3/4" o/d, bonding	2	L72	C	46/1
	28D/9133012	Attaching parts for EEAS.143/24H:— Bolt, 2 BA hex. head	1	—	C	46/2
	28M/1278190	Nut, stiff, 2 BA	1	—	C	46/6
	5259	Washer, 'D'	1	L72	C	46/5
	EEAS.21/2/ERH or EEAS.239/2CH					
28F/9476124	AGS.1118/C	CONE, tee	2	—	C	46/16
28F/4051566	AGS.1120/3	CONE, tee	2	—	C	46/14
28F/9476127	AGS.1120/5	CONE, tee	1	—	C	46/19
28F/8011883	AGS.1102/B	CONE, union body	1	—	C	46/30
5944	E.B6.73.65	PIPE, assembly, from bomb door selector to tee cone, pressure line	1	DTD323	C	46/41
5945	E.B6.73.67	PIPE, assembly, from undercarriage selector to tee cone, pressure line	1	DTD323	C	46/36
16505	E.B6.73.121	PIPE, assembly, from undercarriage selector to tee cone aft of frame 17, 'up' line	1	DTD323	C	46/34
16506	E.B6.73.123	PIPE, assembly, from undercarriage selector to tee cone aft of frame 19, 'down' line	1	DTD323	C	46/33
12124	E.B6.73.149	PIPE, assembly, from bomb door selector aft tee cone to undercarriage selector tee cone, pressure line	1	DTD323	C	46/38
772	E.A3.73.329 or E.A3.73.1311	PIPE, assembly, from pressure relief valve tee to undercarriage and bomb door selector tee, pressure line	1	DTD323	C	46/27
1699	E.A3.73.333 or E.A3.73.1313	PIPE, assembly, from undercarriage selector to thermal relief valve tee, nosewheel 'up' line	1	DTD323	C	46/28
775	E.A3.73.337 or E.A3.73.1315	PIPE, assembly, from undercarriage selector to thermal valve tee, nosewheel 'down' line	1	DTD323	C	46/29
776	E.A3.73.339	PIPE, assembly, from bomb door selector to forward bomb door jack thermal valve coupling tee, closed line	1	DTD323	C	46/18
778	E.A3.73.343	PIPE, assembly, from bomb door selector to forward bomb door jack and thermal valve coupling tee, 'open' line	1	DTD323	C	46/39

SERVICES

HYDRAULIC EQUIPMENT IN CENTRE FUSELAGE

Part Number	Description	No. Off	Matl. Spec.	Plate No.
EA3.73.347	. . PIPE, assembly, from undercarriage selector to tee coupling for hand pump in suction line	1	DTD323	46/13
EA3.73.349	. . PIPE, assembly, between undercarriage bomb door selector tee couplings in reservoir return line	1	L56	46/15
EA3.73.351	. . PIPE, assembly, from bomb door selector to coupling tee at frame 15 in reservoir return line	1	L56	46/17
EA3.73.353	. . PIPE, assembly, from bomb door selector to tee in reservoir return line	1	L56	46/40
EA3.73.355 or EA3.73.1317	. . PIPE, assembly, from coupling aft of frame 15 to coupling aft of frame 19, hydraulic port brake	1	DTD323	46/32
-	. MOUNTING OF ROTARY CONTROL VALVE AND ACTUATOR FOR WING FLAPS, ASSEMBLY (EA3.73.399) Spares for:	-	-	47/30
E.E. CO. B'FORD Type 205, Mk.6	. . ACTUATOR AND HYDRAULIC VALVE FOR FLAPS, ASSEMBLY Consisting of:	1	-	47/20
AED200152	. . . ACTUATOR, type 200, Mk.1	1	-	47/19
SW/4489231	. . . BRACKET, mounting, c/w label	1	-	46/16
DOWTY ROTOL C.408Y/MKL	. . . VALVE	1	-	48/14
30A/9148334	. . . WIRE, locking, 24 SWG Attaching parts for Type 205/MK.6:	QR	-	47/15
A25/17C	. . Bolt, 2BA hex. head	2	-	47/9
A27/CP	. . Nut, 2BA plain	2	-	47/8
AS2811/5/149	. . Tube, distance	2	L62	47/2
SP15/C	. . Washer, 2BA plain	2	-	47/3
SP47/C	. . Washer, 2BA spring	2	-	47/1
EEAS91/3	. . CLIP, pipe, double, 3/8" o/d Attaching parts for EEAS91/3:	1	L72	47/5
A25/3B	. . Bolt, 4BA hex. head	1	-	47/4
AGS2001/B/1	. . Nut, stiff, 4BA	1	-	47/7
EEAS21/2ERH	. . Washer, 'D'	1	-	47/6
EEAS143/8H or AS4526/6	. . CLIP, pipe, single, 3/8" o/d bonding Attaching parts for EEAS143/8H:	20	L72	47/25
A25/1B	. . Bolt, 4BA hex. head	1	-	47/31
A25/3B	. . Bolt, 4BA	1	-	47/23
AGS2001/B/1	. . Nut, stiff, 4BA	1	-	47/27
EEAS21/2/ERH or EEAS237/17CH SP15/B	. . Washer, 'D' Washer, 4BA plain	1	L72	47/26
AGS1118/C	. . CONE, tee	3	-	47/11
EA3.73.423	. . PIPE, assembly, from selector to running coupling aft of frame 18, flap 'up' line	1	DTD323	47/18
EA3.73.425	. . PIPE, assembly, from selector to running coupling aft of frame 18, flap 'down' line	1	DTD323	47/22

SERVICES

HYDRAULIC EQUIPMENT IN CENTRE FUSELAGE

Part Number	Description	No. Off	Matl. Spec.	Plate No.
EA3.73.427	. . PIPE, assembly, connecting port and starboard undercarriage door jacks, closed line	1	DTD323	47/29
EA3.73.429	. . PIPE, assembly, from selector tee to flap and air brake tee in reservoir return line	1	DTD323	47/21
EA3.73.431	. . PIPE, assembly, from flap selector tee to joint in reservoir return line	1	L56	47/13
EA3.73.433	. . PIPE, assembly, from flap selector tee to flap and air brake tee in reservoir return line	1	L56	47/12
EA3.73.437	. . PIPE, assembly, from air brake selector tee to flap selector non-return valve	1	DTD323	47/17
EA3.73.439	. . PIPE, assembly, air brake selector, pressure line	1	DTD323	47/28
EA3.73.645	. . PIPE, assembly, from air brake selector tee to air brake and flap selector tee in reservoir return line	1	L56	47/10
-	. . PIPES, HYDRAULIC, BETWEEN FRAME 12 AND 13, PORT SIDE, ASSEMBLY (EG7.73.39) Spares for:	-	-	48/22
EA1.70.61	. . CLAMP, pipe, accumulator door frame Attaching parts for EA1.70.61:	1	LFS21	48/47
A25/6B	. . Bolt, 4BA hex. head	2	-	48/46
AGS2001/B/1	. . Nut, stiff, 4BA	2	-	48/49
SP15/B	. . Washer, 4BA plain	2	-	48/48
EA1.73.257	. . CLAMP, pipe, at frame 13 bulkhead Attaching parts for EA1.73.257:	1	LFS21	48/51
A25/10C	. . Bolt, 2BA hex. head	2	-	48/50
AGS2001/C/1	. . Nut, stiff, 2BA	2	-	48/53
SP15/C	. . Washer, 2BA plain	2	-	48/52
EA1.73.325	. . CLAMP, pipe, at frame 13 bulkhead Attaching parts for EA1.73.325:	1	LFS21	48/43
A25/9B	. . Bolt, 4BA hex. head	2	-	48/42
AGS2001/B/1	. . Nut, stiff, 4BA	2	-	48/45
SP15/B	. . Washer, 4BA plain	2	-	48/44
EEAS91/1/H	. . CLIP, pipe, double, 1/4" o/d, bonding	2	L72	48/33
EEAS143/6H	. . CLIP, pipe, single, 1/4" o/d, bonding	4	L72	48/24
or				
AS4526/4	. . CLIP, pipe, single, 3/4" o/d, bonding	5	L72	48/28
EEAS143/24H				
or				
AS4526/12				
	Attaching parts for EEAS91/1H, EEAS143/6H and EEAS143/24H:			
A25/1B	. . Bolt, 4BA hex. head	6	-	48/23
A25/1C	. . Bolt, 2BA hex. head	5	-	48/27
AGS2001/B/1	. . Nut, stiff, 4BA	6	-	48/26
AGS2001/C/1	. . Nut, stiff, 2BA	5	-	48/30
EEAS21/2ERH	. . Washer, 'D'	6	L72	48/25
or				
EEAS237/17H				
EEAS21/4ERH	. . Washer, 'D'	5	L72	48/29
or				
EEAS239/2CH				
AGS1104/B	. . CONE, adaptor	1	-	48/40
AGS1120/1	. . CONE, tee	2	-	48/18
AGS1102/B	. . CONE, union body	7	-	48/6

HYDRAULIC EQUIPMENT IN CENTRE FUSELAGE

Ref. No.	Part No.	Description	No. off	Matl. Spec.	Cl. of Equip. M.R. L.M.	Fig. and Index
	E.G.7.73.121	MOUNTING, 'VOKES' FILTER ON FRAME 13 BULKHEAD, GROUP Spares for:-	1	-	-	48/17
	1498 E.A.1.73.377	ADAPTOR, engine suction line pipe to filter	2	L40	C	48/16
	3393 E.A.1.73.393	CLIP, filter, mounting	1	L72	C	48/21
	28F/8011897 AGS.1142/F	NIPPLE, adaptor	4	-	C	48/2
R	42823 E.G.7.73.63 or E.G.7.73.361	PIPE, assembly, from selector to running coupling in nosewheel 'up' line	1	DTD323	C	48/10
R	42824 E.G.7.73.65 or E.G.7.73.363	PIPE, assembly, from selector to running coupling in nosewheel 'down' line	1	-	C	48/13
R	42825 E.G.7.73.67 or E.G.7.73.365	PIPE, assembly, from non-return valve tee to nosewheel selector seal tee, hand pump pressure line	1	DTD323	C	48/11
	42826 E.G.7.73.69	PIPE, assembly, branch, from tee to nosewheel selector seal, hand pump pressure line	1	DTD323	C	48/12
	42827 E.G.7.73.71	PIPE, assembly, from tee connection to hydraulic brake air pressure gauge at frame 13	1	DTD323	C	48/32
R	42828 E.G.7.73.73 or E.G.7.73.367	PIPE, assembly, from tee connection to compressed ... air charging valve, hydraulic brake accumulator	1	DTD323	C	48/31
	42829 E.G.7.73.75	PIPE, assembly, from 'Volkes' filter to connection at .. transport joint	1	L56	C	48/20
	42830 E.G.7.73.77	PIPE, assembly, from connection at frame 13 to 'Volkes' filter	1	L56	C	48/19
R	42831 E.G.7.73.79 or E.G.7.73.369	PIPE, assembly, from coupling at frame 12 to selector, nosewheel 'up' connection	1	DTD323	C	48/9
R	42832 E.G.7.73.81 or E.G.7.73.371	PIPE, assembly, from coupling at frame 12 to selector, nosewheel, 'down' connection	1	DTD323	C	48/8
R	42833 E.G.7.73.83 or E.G.7.73.373	PIPE, assembly, from nosewheel selector seal tee to ... coupling at frame 12	1	DTD323	C	48/7
R	1694 E.A.3.73.419 or E.A.3.73.1299	PIPE, assembly, from coupling at frame 12B to coupling aft of frame 15, port brake	1	DTD323	C	48/15
R	1695 E.A.3.73.421 or E.A.3.73.1301	PIPE, assembly, from coupling aft of frame 12B to ... coupling aft of frame 19	1	DTD323	C	48/14
R	E.G.7.73.327 or E.G.7.73.375	PIPE, assembly, from coupling at frame 13 to thermal . relief valve tee, nosewheel 'up' connection	1	DTD323	-	48/5
R	E.G.7.73.329 or E.G.7.73.377	PIPE, assembly, from coupling at frame 13 to thermal . relief valve tee, nosewheel 'down' connection	1	DTD323	-	48/4
R	E.G.7.73.331 or E.G.7.73.379	PIPE, assembly, from coupling at frame 13 to pressure . reducing valve	1	DTD323	-	48/3
	28F/9128943 AGS.1114/B	SLEEVE, screwed, flanged, bulkhead	1	-	C	48/38
	28D/1010658 A25/1B	Attaching parts for AGS.1114/B:- Bolt, 4 BA hex. head	6	-	C	48/39
	28M/1278189 AGS.2001/B/1	Nut, stiff, 4 BA	6	-	C	48/34
	28F/8014021 AGS.1138/B	Washer, jointing	1	-	C	48/36
R	28F/4031641 AGS.1115/3	Washer, plate	1	-	C	48/37
	28W/9419474 SP15/B	Washer, 4 BA plain	5	-	C	48/41

Page NAA8											
SERVICES											
HYDRAULIC EQUIPMENT IN CENTRE FUSELAGE											
Ref. No.	Part No.	Description						No. off	Matl. Spec.	Cl. of Equip. M.R. L.M.	Fig. and Index
		1	2	3	4	5	6				
981 28F/1011798	EEAS.20/2DR	TAB, locking						2	L72	C	48/35
	AGS.1103/F	UNION, body						1	—	C	48/1
	—	PIPES, HYDRAULIC, BETWEEN FRAMES 20 AND 21 FOR AIR BRAKE, ASSEMBLY (E.A3.73.359) & (E.G7.73.5) Spares for:—						—	—	—	49/11
5260	EEAS.143/5H	CLIP, pipe, single, 3/16" o/d bonding						10	L72	C	49/2
5K/1037287	or AS.4525/3	Attaching parts for EEAS.143/5H:—									
28D/1010658	A25/1B	Bolt, 4 BA hex. head						1	—	C	49/4
28D/1008149	A25/2B	Bolt, 4 BA hex. head						1	—	C	49/5
28M/1278189	AGS.2001/B/1	Nut, stiff, 4 BA						1	—	C	49/1
5259	EEAS.21/2/ERH	Washer, 'D'						1	L72	C	49/3
5258	EEAS.143/6H	CLIP, pipe, single, 1/4" o/d, bonding						15	L72	C	49/26
5K/4345976	or AS.4526/4	Attaching parts for EEAS.143/6H:—									
28D/1010658	A25/1B	Bolt, 4 BA hex. head						1	—	C	49/29
28M/1278189	AGS.2001/B/1	Nut, stiff, 2 BA						1	—	C	49/27
5259	EEAS.21/2ER/H	Washer, 'D'						1	L72	C	49/28
	or EEAS.237/17CH										
5348	EEAS.143/8H	CLIP, pipe, single, 3/8" o/d bonding						21	L72	C	49/7
5K/3042	or AS.4526/5	Attaching parts for EEAS.143/8H:—									
28D/1010658	A25/1B	Bolt, 4 BA hex. head						1	—	C	49/9
28D/1008149	A25/2B	Bolt, 4 BA hex. head						1	—	C	49/10
28D/1007979	AS.1246/1B	Bolt, 4 BA round head						1	—	C	49/43
28M/1278189	AGS.2001/B/1	Nut, stiff, 4 BA						1	—	C	49/6
28W/9419474	SP15/B	Washer, 4 BA plain						1	—	C	49/42
5259	EEAS.21/2ER/H	Washer, 'D'						1	L72	C	49/8
28F/9140971	AGS.1104/C	CONE, adaptor						2	—	C	49/31
28F/9478124	AGS.1118/C	CONE, tee						3	—	C	49/34
28F/8011883	AGS.1102/B	CONE, union body						32	—	C	49/17
28F/9471001	AGS.1102/C	CONE, union body						1	—	C	49/23
28F/1013401	AGS.1107/A	CONE, union reducing						1	—	C	49/18
806	E.A1.73.177	COUPLING, pipe tee, for flow divider in air brake 'up' line						2	—	C	49/20
832	E.A1.73.207	FAIRLEAD, for undercarriage 'down' pipe, port and starboard, between fuselage and wing aft of frame 2						2	LFS21	C	49/39
		Attaching parts for E.A1.73.207:—									
28D/9133012	A25/3C	Bolt, 2 BA hex. head						8	—	C	49/37
28M/13324	A29/CP	Nut, 2 BA plain						8	—	C	49/41
28W/9419474	SP15/B	Washer, 4 BA plain						8	—	C	49/38
28W/9416643	SP47/C	Washer, 2 BA spring						8	—	C	49/40
15137	E.B6.73.115	PIPE, assembly, from coupling forward of frame 20 to starboard wing connection, undercarriage 'down' pressure line						1	DTD323	C	49/16

SERVICES

HYDRAULIC EQUIPMENT IN CENTRE FUSELAGE

Ref. No.	Part No.	Description	No. off	Matl. Spec.	Cl. of Equip. M.R. L.M.	Fig. and Index
15138	E.B6.73.127	PIPE, assembly, from tee forward of frame 20 to port wing connection, undercarriage pressure line	1	DTD323	C	49/36
15141	E.B6.73.133	PIPE, assembly, from solenoid cock and thermal relief valve tee to flow divider, air brake jack line	1	DTD323	C	49/35
12006	E.B6.73.145 or E.A4.73.5071	PIPE, assembly, from coupling forward of frame 20 to port wing coupling, wheel brake return line	1	DTD323	C	49/33
12008	E.B6.73.153	PIPE, assembly, from solenoid cock to non-return valve tee aft of frame 20	1	DTD323	C	49/19
12009	E.B6.73.155	PIPE, assembly, from solenoid cock tee to non-return valve and thermal relief valve tee aft of frame 20	1	DTD323	C	49/12
12010	E.B6.73.157	PIPE, assembly, from solenoid cock tee to non-return valve tee aft of frame 20	1	DTD323	C	49/21
12011	E.B6.73.159	PIPE, assembly, from non-return valve to thermal relief valve tee aft of frame 20	1	DTD323	C	49/25
12012	E.B6.73.161	PIPE, assembly, from solenoid cock to non-return valve and thermal relief valve tee aft of frame 20	1	DTD323	C	49/32
1993	E.A3.73.363	PIPE, assembly, from undercarriage selector tee to running coupling in undercarriage operating jacks connecting pipe, undercarriage 'down' line	1	DTD323	C	49/13
15140	E.B6.73.131 or E.A4.73.5073	PIPE, assembly, from coupling forward of frame 20 to coupling in starboard wing wheel, brake line	1	DTD323	C	49/22
12051	E.B6.73.85 or E.A4.73.5075	PIPE, assembly, from coupling at rear of frame 20 to coupling in starboard wing wheel, brake line	1	DTD323	C	49/15
4515	E.A3.73.653	PIPE, assembly, from coupling forward of frame 20 to starboard wing connection thermal relief valve, return line	1	DTD323	C	49/14
4516	E.A3.73.655	PIPE, assembly, from coupling forward of frame 20 to port wing connection thermal relief valve, return line	1	DTD323	C	49/30
26109	E.A9.73.685	PIPE, assembly, thermal relief valve tee forward of main spar to air brake flow divider aft of spar, return line	1	DTD323	C	49/24
		PIPES, HYDRAULIC, BETWEEN FRAMES 14 AND 15, ASSEMBLY (E.A3.73.391) Spares for:—	—	—	—	50/40
829	E.A1.73.181	CLIP, thermal relief valve, mounting Attaching parts for E.A1.73.181:—	4	—	C	50/3
28D/9435710	A25/11C	Bolt, 2 BA hex. head	8	—	C	50/2
28M/1006473	A27/CT	Nut, 2 BA thin	8	—	C	50/5
28W/1007983	AGS162/C	Washer, spring	8	—	C	50/4
5260	EEAS.143/5H or 5K/1037287	CLIP, pipe, single, 3/16" o/d bonding	2	L72	C	50/35
5258	EEAS.143/6H	CLIP, pipe, single, 1/4" o/d bonding	3	L72	C	50/25
5348	EEAS.143/8H	CLIP, pipe, single, 3/8" o/d bonding	6	L72	C	50/20
5852	EEAS.143/16	CLIP, pipe, single, 3/16" o/d bonding	2	L72	C	50/34
5K/6323922	AS.4526/3	CLIP	2	—	C	
5K/4345976	AS.4526/4	CLIP	3	—	C	
5K/4345977	AS.4526/6	CLIP	4	—	C	
5K/4345978	AS.4526/8	CLIP	1	—	C	
5K/4345980	AS.4526/12	CLIP	1	—	C	
28E/9130610	AS.5419/3	CLIP	1	—	C	

SERVICES
HYDRAULIC EQUIPMENT IN CENTRE FUSELAGE

Ref. No.	Part No.	Description	No. off	Matl. Spec.	Cl. of Equip. M.R. L.M.	Fig. and Index
5544	EEAS.143/21H	CLIP, pipe, single, 1/2" o/d bonding	1	L72	C	50/39
5521	EEAS.143/24H	CLIP, pipe, single, 3/4" o/d bonding	1	L72	C	50/38
28F/9440881	AGS.1118/A	CONE, tee	2	—	C	50/11
28F/8011811	AGS.1118/B	CONE, tee	1	—	C	50/18
28F/9463543	AGS.1120/1	CONE, tee	2	—	C	50/30
28F/11018	AGS.1159/B or	CONE, cap	2	—	C	50/13
28F/1013959	AGS.1236/B	CONE, union	1	—	C	50/36
28F/9129085	AGS.1102/A	COUPLING, special, pipe tee at forward bomb bay door jack	2	—	C	50/22
806	E.A1.73.177	FAIRLEAD, between frames 14 and 15	1	—	C	50/33
7764	E.A3.73.593	Attaching parts for E.A3.73.593:—				
28D/1010030	A25/7C	Bolt, 2 BA hex. head	1	—	C	50/31
28D/9140645	A25/10C	Bolt, 2 BA hex. head	1	—	C	50/32
R 1987	E.A1.73.339 or E.A3.73.1303	PIPE, assembly, from nosewheel selector seal tee to pressure reducing valve	1	DTD323	C	50/26
R 1988	E.A1.73.343 or E.A3.73.1305	PIPE, assembly, from thermal relief valve tee to selector nosewheel 'up' connection	1	DTD323	C	50/29
R 1989	E.A1.73.345 or E.A3.73.1307	PIPE, assembly, from thermal relief valve tee to selector, nosewheel 'down' connection	1	DTD323	C	50/28
808	E.A1.73.347	PIPE, assembly, from thermal relief valve to selector, nosewheel 'up' supply line	1	DTD323	C	50/19
809	E.A1.73.349	PIPE, assembly, from thermal relief valve to selector, nosewheel 'down' supply line	1	DTD323	C	50/27
1990	E.A1.73.351	PIPE, assembly, from thermal relief valve tee to forward bomb door jack, open position	1	DTD323	C	50/21
1991	E.A1.73.353	PIPE, assembly, from thermal relief valve tee to forward bomb door jack, closed position	1	DTD323	C	50/7
810	E.A1.73.355	PIPE, assembly, from forward bomb door jack 'open' line thermal relief valve to tee piece	1	DTD323	C	50/8
811	E.A1.73.357	PIPE, assembly, from forward bomb door jack closed line thermal relief valve to tee piece	1	DTD323	C	50/9
R 813	E.A1.73.361 or E.A3.73.1309	PIPE, assembly, from 4-way connection to undercarriage selector tee in reservoir return line	1	L56	C	50/15
814	E.A1.73.363	PIPE, assembly, from undercarriage 'down' thermal relief valve to junction tee	1	DTD323	C	50/24
815	E.A1.73.365	PIPE, assembly, from undercarriage 'up' thermal relief valve to junction tee	1	DTD323	C	50/17
816	E.A1.73.367	PIPE, assembly, from undercarriage thermal relief valve tee to 4-way connection	1	DTD323	C	50/16
817	E.A1.73.369	PIPE, assembly, from forward bomb door jack thermal relief valve inter-connection	1	DTD323	C	50/23
818	E.A1.73.371	PIPE, assembly, from forward bomb door jack thermal relief valve connection tee to thermal relief valve, doors 'closed' line	1	DTD323	C	50/10

SERVICES

HYDRAULIC EQUIPMENT IN CENTRE FUSELAGE

Ref. No.	Part No.	Description	No. off	Matl. Spec.	Cl. of Equip. M.R. L.M.	Fig. and Index
819	E.A1.73.373	PIPE, assembly, from 4-way connection to forward bomb door jack thermal relief valve tee	1	DTD323	C	50/12
1992	E.A1.73.375	PIPE, assembly, from tee at frame 15 to running coupling at frame 12, reservoir action line	1	L56	C	50/6
5950	E.A3.73.777	PIPE, assembly, from coupling forward of frame 15 to relay gauge	1	DTD323	C	50/37
28F/4051705	AGS.1125/1	UNION, piece, 4-way	1	—	C	50/14
5259	EEAS.21/2ERH	WASHER, 'D'	18	L72	C	50/1
R	EEAS.237/17CH	WASHER, 'D'	9	—	C	
R	EEAS.239/1CH	WASHER, 'D'	2	—	C	
R	EEAS.239/2CH	WASHER, 'D'	1	—	C	
	—	PIPES, HYDRAULIC, BETWEEN FRAMES 15 AND 16 STARBOARD, ASSEMBLY (E.A3.73.393) Spares for:—	—	—	—	51/11
2446	E.A3.73.221	BRACKET, relay valve mounting	1	T45	C	51/4
28D/9140647	A25/14C	Attaching parts for E.A3.73.221:— Bolt, 2 BA hex. head	2	—	C	51/3
28M/1278190	AGS.2001/C/1	Nut, stiff, 2 BA	2	—	C	51/5
5348	EEAS.143/8H or AS.4526/3	CLIP, pipe, single, 3/8" o/d bonding	1	L72	C	51/13
R	5K/4345977	Attaching parts for EEAS.143/8H:— Bolt, 4 BA hex. head	1	—	C	51/12
28D/1010658	A25/1B	Nut, stiff, 4 BA	1	—	C	51/15
28M/1278189	AGS.2001/B/1	Washer, 'D'	1	—	C	51/14
5259	EEAS.21/2ERH					
5544	EEAS.143/21H	CLIP, pipe, single, 1/2" o/d bonding	3	L72	C	51/10
5521	EEAS.143/24H or AS.4526/8	CLIP, pipe, single, 3/4" o/d bonding	2	L72	C	51/6
R	5K/4345978	Attaching parts for EEAS.143/21H and EEAS.143/24H:— Bolt, 2 BA hex. head	1	—	C	51/1
28D/9436920	A25/3C	Bolt, 2 BA hex. head	1	—	C	51/2
28D/9133012	AGS.2001/C/1	Nut, stiff, 2 BA	1	—	C	51/8
28M/1278190	EEAS.21/2ERH	Washer, 'D'	1	L72	—	51/7
5259						
15145	E.B6.73.139	PIPE, assembly, from tee cone forward of frame 15 to non-return valve between frames 15 and 16, bomb doors return line	1	L56	C	51/9
R	EEAS.237/17CH	WASHER, 'D'	9	—	C	
R	EEAS.239/1CH	WASHER, 'D'	2	—	C	
R	EEAS.239/2CH	WASHER, 'D'	1	—	C	
	—	PIPES, HYDRAULIC, BETWEEN FRAMES 27 AND 28, ASSEMBLY (E.A3.73.395) Spares for:—	—	—	—	51/23
5258	EEAS.143/6H or AS.4526/4	CLIP, pipe, single, 1/4" o/d bonding	12	L72	C	51/18
R	5K/4345976	Attaching parts for EEAS.143/6H:— Bolt, 4 BA hex. head	1	—	C	51/16
28D/1010658	A25/1B	Nut, stiff, 4 BA	1	—	C	51/20
28M/1278189	AGS.2001/B/1	Washer, 4 BA plain	1	—	C	51/17
28W/9419474	SP15/B	Washer, 'D'	1	L72	C	51/19
5259	EEAS.21/2ERH or EEAS.237/17CH					
R	EEAS.237/17CH					
28F/9011811	AGS.1118/1B	CONE, tee	2	—	C	51/22
828	E.A1.73.205	FAIRLEAD, at pipe entry to wing forward frame ... 28, flaps 'up' and 'down', port and starboard	2	LFS21	C	51/26
28D/9133012	A25/3C	Attaching parts for E.A1.73.205:— Bolt, 2 BA hex. head	8	—	C	51/31
28M/13324	A29/CP	Nut, 2 BA plain	8	—	C	51/28
28W/9419475	SP15/C	Washer, 2 BA plain	8	—	C	51/30
28W/1007983	AGS.162/C	Washer, 2 BA spring	8	—	C	51/29

SERVICES
HYDRAULIC EQUIPMENT IN CENTRE FUSELAGE

Ref. No.	Part No.	Description	No. off	Matl. Spec.	Cl. of Equip. M.R. L.M.	Fig. and Index
2003	E.A3.73.513 or E.A3.73.1345	PIPE, assembly, from flaps 'down' supply line tee to running coupling between wing ribs 1 and 2, starboard	1	DTD323	C	51/21
2004	E.A3.75.515 or E.A3.73.1347	PIPE, assembly, from flaps 'down' supply line tee to running coupling between wing ribs 1 and 2, port	1	DTD323	C	51/24
2005	E.A3.73.517 or E.A3.73.1349	PIPE, assembly, from flaps 'up' supply line tee to running coupling between wing ribs 1 and 2, starboard	1	DTD323	C	51/27
2006	E.A3.73.519 or E.A3.73.1351	PIPE, assembly, from flaps 'up' supply line tee to running coupling between wing ribs 1 and 2, port	1	DTD323	C	51/25
	—	PIPES, HYDRAULIC, BETWEEN FRAMES 16 AND 17, PORT AND STARBOARD, ASSEMBLY (E.A3.73.397) Spares for:—	—	—	—	52/35
5522	EEAS.91/3H	CLIP, pipe, double, 3/8" o/d bonding	1	L72	C	52/45
		Attaching parts for EEAS.91/3H:—				
28D/9133012	A25/3C	Bolt, 2 BA hex. head	1	—	C	52/44
28M/1278190	AGS.2001/C/1	Nut, stiff, 2 BA	1	—	C	52/47
5259	EEAS.21/2ERH or EEAS.237/17CH	Washer, 'D'	1	L72	C	52/46
5348	EEAS.143/8H or AS.4526/6	CLIP, pipe, single, 3/8" o/d bonding	10	L72	C	52/37
		Attaching parts for EEAS.143/8H:—				
28D/9419542	A25/3B	Bolt, 4 BA hex. head	1	—	C	52/36
28M/1278190	AGS.2001/B1	Nut, stiff, 4 BA	1	—	C	52/39
5259	EEAS.21/2ERH or EEAS.239/1CH	Washer, 'D'	1	L72	C	52/38
5543	EEAS.143/10H or AS.4526/8	CLIP, pipe, single, 1/2" o/d, bonding	1	L72	C	52/41
		Attaching parts for EEAS.143/10H:—				
28D/9419452	A25/3B	Bolt, 4 BA hex. head	1	—	C	52/40
28M/1278189	AGS.2001/B/1	Nut, stiff, 4 BA	1	—	C	52/43
5259	EEAS.21/2ERH or EEAS.239/2CH	Washer, 'D'	1	L72	C	52/42
5523	EEAS.143/23H or AS.4526/10	CLIP, pipe, single, 3/8" o/d bonding	1	L72	C	52/49
		Attaching parts for EEAS.143/23H:—				
28D/9436920	A25/1C	Bolt, 2 BA hex. head	1	—	C	52/48
28M/1278190	AGS.2001/C/1	Nut, stiff, 2 BA	1	—	C	52/51
5259	EEAS.21/2ERH	Washer, 'D'	1	L72	C	52/50
5259	EEAS.21/2ERH	Washer, 'D' (as required)	1	L72	C	52/50
28F/9476144	AGS.1118/C	CONE, tee	3	—	C	52/24
28F/9489323	AGS.1120/10	CONE, tee	1	—	C	52/29
30965	E.A3.73.915	COUPLING, special	3	S91	C	52/11

HYDRAULIC EQUIPMENT IN CENTRE FUSELAGE

Ref. No.	Part No.	Description	No. off	Mast. Spec.	Cl. of Equip. M.R. L.M.	Fig. and Index
789	E.A3.73.53	FAIRLEAD, for suction and pressure pipes at frame 16	1	LFS21	C	52/8
		Attaching parts for E.A3.75.53:-				
288/9133012	A25/3C	Bolt, 2 BA hex. head	6	-	C	52/7
28M/13324	A29/CP	Nut, 2 BA plain	6	-	C	52/5
28W/1007983	AGS.162/C	Washer, 2 BA spring	6	-	C	52/8
795	E.A1.73.255	FAIRLEAD, on fuselage for pipe entry to wing	1	LFS26	C	52/4
		Attaching parts for E.A1.73.255:-				
288/9133012	A25/3C	Bolt, 2 BA hex. head	6	-	C	52/3
28M/13324	A29/CP	Nut, 2 BA plain	6	-	C	52/1
28W/1007983	AGS.162/C	Washer, 2 BA spring	6	-	C	52/2
28F/9439897	AGS.1142/E	NIPPLE, adaptor	8	-	C	52/12
28F/8011897	AGS.1142/F	NIPPLE, adaptor	2	-	C	52/31
5952	E.B6.73.75	PIPE, assembly, from ground/flight selector to bomb door selector, pressure line	1	-	C	52/27
12050	E.B6.73.141	PIPE, assembly, from cut-out valve tee to relay gauge non-return valve between frames 15 and 16 return line	1	L56	C	52/26
16508	E.B6.73.143	PIPE, assembly, from ground/flight selector and non-return valve tee to relay gauge tee	1	DTD323	C	52/22
792	E.A3.73.375	PIPE, assembly, between running couplings aft of frame 16, engine driven pump suction line	1	L56	C	52/18
793	E.A3.73.379	PIPE, assembly, from coupling aft of frame 16 to running coupling in port engine driven pump, suction line	1	L56	C	52/34
794	E.A3.73.383	PIPE, assembly, from engine pump suction line tee to coupling at frame 16	1	L56	C	52/33
801	E.A3.73.499	PIPE, assembly, from engine driven pump supply tee to running joint aft of frame 16, starboard pump suction line	1	L56	C	52/13
802	E.A3.73.501	PIPE, assembly, from running coupling aft of frame 16 to running coupling at starboard wing rib 1, engine driven pump suction line	1	L56	C	52/20
798	E.A3.73.507	PIPE, assembly, from cut-out valve running coupling to junction tee in reservoir return line	1	L56	C	52/14
21853	E.A9.73.649	PIPE, assembly, from engine driven pump tee connection in suction line to connection at frame 13	1	L56	C	52/30
3661	E.A3.73.703	PIPE, assembly, from junction tee in pressure line to bomb door selector and non-return valve tee	1	DTD323	C	52/32
3663	E.A3.73.705	PIPE, assembly, from bomb door selector tee to selector and non-return valve, pressure line	1	DTD323	C	52/28
5959	E.A3.73.779	PIPE, assembly, from ground/flight switch to relay gauge tee	1	DTD323	C	52/25
5960	E.A3.73.811	PIPE, assembly, from ground/flight switch tee to relay gauge	1	DTD323	C	52/23

Restricted

Page NAA14

SERVICES
HYDRAULIC EQUIPMENT IN CENTRE FUSELAGE

Ref. No.	Part No.	Description	No. off	Mati. Spec.	Cl. of Equip. M.R. L.M.	Fig. and Index
25207	E.A3.73.889	PIPE, assembly, between non-return valve and ... junction tee for bomb door and flaps selectors, return line	1	DTD323	C	52/10
30956	E.A3.73.891	PIPE, assembly, from running coupling in port wing to running coupling aft of frame 16, engine driven pump delivery line	1	DTD743	C	52/19
30958	E.A3.73.909	PIPE, assembly, between running coupling aft of frame 16 and coupling at rib 1 in starboard wing leading edge, engine driven pump delivery line	1	DTD743	C	52/9
30957	E.A3.73.911	PIPE, assembly, between running couplings aft of frame 16 in port engine driven pump delivery line	1	DTD374	C	52/16
30955	E.A3.73.913	PIPE, assembly, between running couplings aft of frame 16 in port wing engine driven pump delivery line	1	DTD743	C	52/17
803	E.A1.73.249	TEE, special, pipe, coupling in engine driven pump suction line	1	L40	C	52/15
28F/4051569	AGS.1103/E	UNION, body	3	—	C	52/21
	—	PIPES, HYDRAULIC, BETWEEN FRAMES 17 AND 18, PORT, ASSEMBLY (E.A3.73.403) Spares for:—	—	—	—	53/5
5348	EEAS.143/8H or 5K/4345977	CLIP, pipe, single, 3/8" o/d bonding	2	L72	C	53/2
		Attaching parts for EEAS.143/8H:—				
28D/1010658	A25/1B	Bolt, 4 BA hex. head	2	—	C	53/1
28M/1278189	AGS.2001/B/1	Nut, stiff, 4 BA	2	—	C	53/4
5259	EEAS.21/2ERH or EEAS.237/7CH	Washer, 'D'	3	L72	C	53/3
28F/9140971	AGS.1104/C	CONE, adaptor	1	—	C	53/7
804	E.A3.73.479	PIPE, assembly, from undercarriage selector tee to undercarriage door jack flexible hose, door 'up' line	1	DTD323	C	53/6
28F/9707340	AGS.1114/C	SLEEVE, screwed, flanged, bulkhead	1	—	C	53/9
		Attaching parts for AGS.1114/C:—				
28D/9436920	A25/1C	Bolt, 2 BA hex. head	3	—	C	53/8
28M/9403520	A27/CP	Nut, 2 BA plain	3	—	C	53/13
980	EEAS.20/1DR	Tab, locking	1	L72	C	53/11
28F/4051652	AGS.1115/5	Washer, plate	1	—	C	53/10
28W/1007983	AGS.162/C	Washer, 2 BA spring	3	—	C	53/12

Restricted

SERVICES

HYDRAULIC EQUIPMENT IN CENTRE FUSELAGE

Ref. No.	Part No.	Description	No. off	Matl. Spec.	Cl. of Equip. M.R. L.M.	Fig. and Index
	—	PIPES, HYDRAULIC, BETWEEN FRAMES 17 AND 18, STARBOARD ASSEMBLY (E.A3.73.404) Spares for:—	—	—	—	53/21
5526	EEAS.91/3	CLIP, pipe double, 3/8" o/d bonding	2	L72	C	53/17
		Attaching parts for EEAS.91/3:—				
28D/9419452	A25/3B	Bolt, 4 BA hex. head	2	—	C	53/23
28M/1278189	AGS.2001/B/1	Nut, stiff, 4 BA	2	—	C	53/26
28W/9419474	SP15/B	Washer, 4 BA plain	1	—	C	53/24
5259	EEAS.21/2ERH or EEAS.237/17CH	Washer, 'D'	2	L72	C	53/25
5348	EEAS.143/8H	CLIP, pipe, single, 3/8" o/d bonding	4	L72	C	53/16
		Attaching parts for EEAS.143/8H:—				
28D/1008149	A25/2B	Bolt, 4 BA hex. head	4	—	C	53/14
28M/1278189	AGS.2001/B/1	Nut, stiff, 4 BA	4	—	C	53/19
28W/9419474	SP15/B	Washer, 4 BA plain	2	—	C	53/15
5259	EEAS.21/2ERH or EEAS.237/17CH	Washer, 'D'	4	L72	C	53/18
28F/9140971	AGS.1104/C	CONE, adaptor	1	—	C	53/27
28F/4051566	AGS.1120/3	CONE, tee	1	—	C	53/20
35752	E.A9.73.741	PIPE, assembly, between tee pieces forward and aft of frame 17, flaps return line	1	L56	C	53/22
28F/9707349	AGS.1114/C	SLEEVE, screwed, flanged, bulkhead	1	—	C	53/29
		Attaching parts for AGS.1114/C:—				
28D/9436920	A25/1C	Bolt, 2 BA hex. head	3	—	C	53/28
28M/9403520	A27/CP	Nut, 2 BA plain	3	—	C	53/33
980	EEAS.20/1DR	Tab, locking	1	L72	C	53/31
28F/4051652	AGS.1115/5	Washer, plate	1	—	C	53/30
28W/1007983	AGS.162/C	Washer, 2 BA spring	3	—	C	53/32
	—	PIPES, HYDRAULIC, BETWEEN FRAMES 18 AND 19, ASSEMBLY (E.A3.73.405) Spares for:—	—	—	—	54/16
805	E.A1.73.175	CLIP, special, pressure relief valve	2	—	C	54/25
		Attaching parts for E.A1.73.175:—				
28D/9435710	A25/11C	Bolt, 2 BA hex. head	1	—	C	54/23
28D/9419397	A25/12C	Bolt, 2 BA hex. head	1	—	C	54/24
28M/9403520	A27/CP	Nut, 2 BA plain	2	—	C	54/29
28W/1007983	AGS.162/C	Washer, 2 BA spring	2	—	C	54/28
829	E.A1.73.181	CLIP, special, thermal relief valve	1	—	C	54/38
		Attaching parts for E.A1.73.181:—				
28D/9435710	A25/11C	Bolt, 2 BA hex. head	2	—	C	54/37
28M/9403520	A27/CP	Nut, 2 BA plain	2	—	C	54/40
28W/1007983	AGS.162/C	Washer, 2 BA spring	2	—	C	54/39
4965	EEAS.143/5 or AS.4526/3	CLIP, pipe, single, 3/16" o/d bonding	4	L72	C	54/3
		Attaching parts for EEAS.143/5:—				
28D/1010658	A25/1B	Bolt, 4 BA hex. head	1	—	C	54/4
28M/1278189	AGS.2001/B/1	Nut, stiff, 4 BA	1	—	C	54/7
28W/9419474	SP15/B	Washer, 4 BA plain	1	—	C	54/5
5259	EEAS.21/2ER or EEAS.237/17CH	Washer, 'D'	1	L72	C	54/6

Page NAA16		SERVICES					
HYDRAULIC EQUIPMENT IN CENTRE FUSELAGE							
Ref. No.	Part No.	Description	No. off	Matl. Spec.	Cl. of Equip. M.R. L.M.	Fig. and Index	
							1
5258	EEAS.143/6H or 5K/4345976	CLIP, pipe, single, 1/4" o/d bonding	2	L72	C	54/8	
		Attaching parts for EEAS.143/6H:—					
28D/1010658	A25/1B	Bolt, 4 BA hex. head	1	—	C	54/9	
28M/1278189	AGS.2001/B/1	Nut, stiff, 4 BA	1	—	C	54/11	
5269	EEAS.21/2ER	Washer, 'D'	1	L72	C	54/10	
5348	EEAS.143/8H or 5K/4345977	CLIP, pipe, single, 3/8" o/d bonding	6	L72	C	54/17	
		Attaching parts for EEAS.143/8H:—					
28D/1010658	A25/1B	Bolt, 4 BA hex. head	1	—	C	54/20	
28M/1278189	AGS.2001/B/1	Nut, stiff, 4 BA	1	—	C	54/22	
5259	EEAS.21/2ER	Washer, 'D'	1	L72	C	54/21	
28F/8011811	AGS.1118/B	CONE, tee	1	—	C	54/26	
28F/9463543	AGS.1120/1	CDNE, tee	1	—	C	54/31	
28F/9710	AGS.1107/E	CONE, union	2	—	C	54/14	
28F/8011885	AGS.1142/B	NIPPLE, adaptor	1	—	C	54/41	
820	E.A3.73.443 or E.A3.73.1319	PIPE, assembly, from running coupling aft of frame 18 to restrictor valve, wing flaps 'down' line	1	DTD323	C	54/13	
821	E.A3.73.445 or E.A3.73.1321	PIPE, assembly, from restrictor valve to tee at frame 19, wing flaps 'down' line	1	DTD323	C	54/27	
1997	E.A3.73.447 or E.A3.73.1323	PIPE, assembly, from restrictor and pressure reducing valve tee at frame 19 to flap operating jack supply tee	1	DTD323	C	54/19	
822	E.A3.73.449 or E.A3.73.1325	PIPE, assembly, from pressure relief valve to tee at frame 19, wing flaps 'down' line	1	DTD323	C	54/18	
823	E.A3.73.451 or E.A3.73.1327	PIPE, assembly, from running coupling aft of frame 13 to thermal relief valve tee, flaps 'down' line	1	DTD323	C	54/33	
1998	E.A3.73.453 or E.A3.73.1329	PIPE, assembly, from thermal relief valve tee to jack connection pipe tee aft of frame 27, wing flaps 'up' line	1	DTD323	C	54/30	
824	E.A3.73.455	PIPE, assembly, from connecting tee in wing flaps 'up' line to thermal relief valve	1	DTD323	C	54/32	
4518	E.A3.73.657 or E.A3.73.1331	PIPE, assembly, from air brake selector and air brake thermal-relief valve 4-way coupling forward of frame 19 to reducing coupling forward of frame 20, port return line	1	L56	C	54/1	
4520	E.A3.73.659 or E.A3.73.1333	PIPE, assembly, from pressure relief valve to thermal relief valve tee, wing flaps 'down' line	1	L56	C	54/12	
4521	E.A3.73.661 or E.A3.73.1335	PIPE, assembly, from pressure relief valve and relief valve tee to flap selector tee, reservoir return line	1	L56	C	54/36	
4517	E.A3.73.663	PIPE, assembly, from pressure relief valve 4-way coupling to thermal relief valve	1	DTD323	C	54/34	
4519	E.A3.73.665	PIPE, assembly, from pressure relief valve 4-way coupling to running coupling forward of frame 20, starboard return line	1	DTD323	C	54/35	
28F/4051705	AGS.1125/1	UNION, piece	1	—	C	54/15	
28F/9489760	AGS.1125/4	UNION, piece	1	—	C	54/2	

SERVICES

HYDRAULIC EQUIPMENT IN CENTRE FUSELAGE

Part Number	Description	No. Off	Mati. Spec.	Plate No.	
					1
—	. PIPES, HYDRAULIC AND MOUNTING OF ROTARY CONTROL VALVE AND ACTUATOR, FOR AIR BRAKES ASSEMBLY (EA3.73.409) Spares for:—	—	—	55/39	
E.E. CO. B'FORD Type 217, Mk. 1	. . . ACTUATOR AND HYDRAULIC VALVE FOR AIR BRAKES, ASSEMBLY Consisting of:—	1	—	55/24	
AED200152 ACTUATOR, Type 200, Mk.1	1	—	55/23	
5W4489234 BRACKET, mounting, c/w label	1	—	55/27	
DOWTY ROTOL C408Y/MKL VALVE	1	—	55/28	
30A9437135 WIRE, locking, 22 SWG Attaching parts for Type 217, Mk.1:—	QR	—	55/29	
A25/17C	. . . Bolt, 2 BA hex. head	2	—	55/30	
A27/CP	. . . Nut, 2 BA plain	2	—	55/34	
AS2811/5/149	. . . Tube, distance	2	L62	55/31	
SP15/C	. . . Washer, 2 BA plain	2	—	55/32	
AGS162/C	. . . Washer, 2 BA spring	2	—	55/33	
EA1.73.181	. . . CLIP, special, for thermal relief valve mounting at frame 19 Attaching parts for EA1.73.181:—	2	—	55/7	
A25/11C	. . . Bolt, 2 BA hex. head	4	—	55/8	
A27/CP	. . . Nut, 2 BA plain	4	—	55/5	
AGS162/C	. . . Washer, 2 BA spring	4	—	55/6	
EEAS143/5H or AS4526/3	. . . CLIP, pipe, single, 3/16" o/d bonding Attaching parts for EEAS143/5H:—	5	L72	55/19	
A25/1B	. . . Bolt, 4 BA hex. head	1	—	55/18	
AGS2001/B/1	. . . Nut, stiff, 4 BA	1	—	55/21	
EEAS21/2/ERH or EEAS237/17/CH	. . . Washer, 'D'	1	L72	55/20	
EEAS143/6H or AS4526/4	. . . CLIP, pipe, single 1/4" o/d bonding Attaching parts for EEAS143/6H:—	2	L72	55/2	
A25/1B	. . . Bolt, 4 BA hex. head	1	—	55/1	
AGS2001/B/1	. . . Nut, stiff, 4 BA	1	—	55/4	
EEAS21/2ERH or EEAS237/17CH	. . . Washer, 'D'	1	L72	55/3	
EEAS143/8H or AS4526/6	. . . CLIP, pipe, single, 3/8" o/d bonding Attaching parts for EEAS143/8H:—	9	L72	55/36	
A25/1B	. . . Bolt, 4 BA hex. head	1	—	55/35	
AGS2001/B/1	. . . Nut, stiff, 4 BA	1	—	55/38	
EEAS21/2ERH or EEAS237/17CH	. . . Washer, 'D'	1	L72	55/37	
AGS1120/6	. . . CONE, tee	1	—	55/12	
AGS1102/A	. . . CONE, union	1	—	55/14	
AGS1107/A	. . . CONE, union	1	—	55/40	
EB6.73.147	. . . PIPE, assembly, from air brake actuator connection to flow divider and thermal relief valve tee, return line	1	DTD323	55/25	

SERVICES

HYDRAULIC EQUIPMENT IN CENTRE FUSELAGE

Part Number	Description	No. Off	Matl. Spec.	Plate No.
EA3.73.467	. . PIPE, assembly, from air brake selector to 4-way piece forward of frame 19, return line	1	L56	55/9
EA3.73.469 or EA3.73.1337	. . PIPE, assembly, from air brake thermal relief valve 4-way piece forward of frame 19, return line	1	DTD323	55/10
EA3.73.471	. . PIPE, assembly, from thermal relief valve to junction tee aft of frame, return line	1	DTD323	55/11
EA3.73.473	. . PIPE, assembly, from thermal relief valve to coupling tee in return line	1	DTD323	55/13
EA3.73.475	. . PIPE, assembly, from air brake selector tee to thermal relief valve in reservoir return line	1	DTD323	55/16
EB6.73.117	. . PIPE, assembly, transverse, from coupling at centre line of aircraft to coupling forward of frame 20, starboard, undercarriage 'down' line	1	DTD323	55/15
EB6.73.119	. . PIPE, assembly, transverse, from undercarriage actuator tee to mounting coupling at centre line of aircraft, undercarriage 'down' line	1	DTD323	55/17
EB6.73.135	. . PIPE, assembly, from air brake actuator to solenoid operated valve and non-return valve tee forward of main spar, pressure line	1	DTD323	55/26
EB6.73.137	. . PIPE, assembly, from air brake thermal relief valve to junction tee forward of main spar, return line	1	DTD323	55/22
—	. PIPES, HYDRAULIC, AIR BRAKE, BETWEEN FRAMES 21 AND 23, ASSEMBLY (EA3.73.485) Spares for:—	—	—	56/8
EEAS143/6H or AS4526/4	. . CLIP, pipe, single, 1/4" o/d bonding	17	L72	56/11
	Attaching parts for EEAS143/6H:—			
A25/1B	. . Bolt, 4 BA hex. head	1	—	56/9
AGS2001/B/1	. . Nut, stiff, 4 BA	1	—	56/13
EEAS21/2ERH or EEAS237/17CH	. . Washer, 'D'	1	L72	56/12
EEAS143/8H or AS4526/6	. . CLIP, pipe, single, 3/8" o/d bonding	4	L72	56/18
	Attaching parts for EEAS143/8H			
A25/1B	. . Bolt, 4 BA hex. head	1	—	56/19
A25/2B	. . Bolt, 4 BA hex. head	1	—	56/20
AGS2001/B/1	. . Nut, stiff, 4 BA	1	—	56/23
EEAS21/2ERH or EEAS237/17CH SP15/B	. . Washer, 'D'	1	L72	56/22
	. . Washer, 4 BA plain	1	—	56/21
AGS1104/B	. . CONE, adapter	4	—	56/16
AGS1104/C	. . CONE, adapter	2	—	56/26
AGS1111/B	. . CONE, union body, flanged bulkhead	4	—	56/28
	Attaching parts for AGS1111/B:—			
A25/1B	. . Bolt, 4 BA hex. head	24	—	56/17
A27/BP	. . Nut, 4 BA plain	24	—	56/31
EEAS20/2DR	. . Tab, locking	8	L72	56/27
AGS1115/2	. . Washer, plate	4	—	56/29
AGS162/B	. . Washer, spring	24	—	56/30

HYDRAULIC EQUIPMENT IN CENTRE FUSELAGE

Ref. No.	Part No.	Description	No. off	Matl. Spec.	Cl. of Equip. M.R. L.M.	Fig. and Index	
							1
R	853	E.A3.73.489 or E.A3.73.1353	PIPE, assembly, from flow divider to first running coupling, air brake 'on' line, port, forward of frame 22	1	DTD323	C	56/24
R	854	E.A3.73.491 or E.A3.73.1355	PIPE, assembly, from flow divider to first running coupling, air brake 'off' line, port, forward of frame 22	1	DTD323	C	56/25
R	2001	E.A3.73.493 or E.A3.73.1357	PIPE, assembly, from flow divider to first running coupling, air brake 'on' line, starboard, forward of frame 22	1	DTD323	C	56/14
R	2002	E.A3.73.495 or E.A3.73.1359	PIPE, assembly, from flow divider to first running coupling, air brake 'off' line, starboard, forward of frame 22	1	DTD323	C	56/15
		E.A1.73.113	SELECTOR, NOSEWHEEL GROUND, ASSEMBLY Spares for:-	-	-	-	56/5
	3414	E.A1.73.395	BRACKET, nosewheel selector mounting Attaching parts for E.A1.73.395:-	1	L72	C	56/1
	28D/9436920	A25/1C	Bolt, 2 BA hex. head	5	-	C	56/2
	28D/9133011	A25/2C	Bolt, 2 BA hex. head	1	-	C	56/6
	28M/9403520	A27/CP	Nut, 2 BA plain	7	-	C	56/4
	28W/9416643	SP47/C	Washer, 2 BA spring	6	-	C	56/3
	3506	E.A1.73.391	LEVER, GROUND SELECTOR, NOSEWHEEL, GROUP Spares for:-	1	-	C	56/10
	858	E.A1.73.233	SPRING, tension, 20 SWG	1	-	C	56/7



AP101B-0417-3A

SERVICES

HYDRAULIC EQUIPMENT IN FRONT FUSELAGE

Part Number	Description	No. Off	Matl. Spec.	Plate No.
-	HYDRAULIC EQUIPMENT IN FRONT FUSELAGE ASSEMBLY (EG7.73.37)	-	-	57/24
-	Spares for: COMPONENTS, HYDRAULIC EQUIPMENT CIRCUIT, ASSEMBLY (EA3.73.201)	-	-	57/25
-	Spares for:			
LOCKHEED AIR40016	ACCUMULATOR, hydraulic	1	-	57/18
10069 N & Z or SIS3592	GAUGE, pressure	2	-	57/16
DOWTY 0.8214Y/CO.1	GAUGE, pressure, Mk 14LL	2	-	
DOWTY ROTOL 0.8246Y/CO.1	JACK, nosewheel	1	-	59/32
	JACK, nosewheel door	1	-	59/35
R 4/W14/DAS7005/11-2	PIPE, flexible, nosewheel door 'closed' (Mod 5190) (Pre-Mod 5503)	1	-	59/37
R 4W14-261-8-8-11.2	PIPE, flexible, nosewheel door 'closed' (Mod 5503)	1	-	
R 4/W14/DAS7006/10	PIPE, flexible, nosewheel door 'open' (Mod 5190) (Pre-Mod 5503)	1	-	59/36
R 4W14-261-8-9-10.0	PIPE, flexible, nosewheel door 'open' (Mod 5503)	1	-	
R 4/W14/DAS7006/15.0	PIPE, flexible, nosewheel 'up' line (Mod 5190) (Pre-Mod 5503)	1	-	59/17
R 4W14-261-8-8-15.0	PIPE, flexible, nosewheel 'up' line (Mod 5503)	1	-	
R 4/W14/DAS7006/24	PIPE, flexible, nosewheel 'down' line (Mod 5190) (Pre-Mod 5503)	1	-	59/33
R 4W14-261-8-9-24.0	PIPE, flexible, nosewheel 'down' line (Mod 5503)	1	-	59/33A
77/C.1275 ELECTRO HYD's 7391	PUMP, hand, 'duplex'	1	-	57/23
	RELAY, HYDRAULIC PRESSURE GAUGE, ASSEMBLY	1	-	57/20
	Consisting of:			
9913	ADAPTOR, outlet to gauge	1	-	57/7
9938	ADAPTOR, hydraulic supply inlet	1	-	57/1
73082	BODY	1	DTD130B	57/8
30M/36X4	CIRCLIP, nut to body	1	-	57/12
73081	CYLINDER	1	S1	57/10
73039	NUT, cylinder to body	1	-	57/13
73083	PISTON	1	L64	57/11
40044	PLUG, bleed	1	-	57/9
7379	RESTRICTOR	1	-	57/3
739112	RING, piston	1	-	57/4
739113	RING, piston	1	-	57/5
739114	RING, sealing, cylinder to body	1	-	57/6
2M/14X10	WASHER, at adaptors and restrictor	3	-	57/2
30A/9606751	WIRE, locking	QR	-	57/14

SERVICES

HYDRAULIC EQUIPMENT IN FRONT FUSELAGE

Part Number	Description	No. Off	Mati. Spec.	Plate No.
R DOWTY ROTOL C2254 Y	. . . UNIT, oil filter	1	-	57/19
R DUNLOP AC61762	. . . VALVE, brake control	1	-	57/22
R DOWTY ROTOL 401Y/MK.G	. . . VALVE, sequence, nosewheel	1	-	59/25
R DOWTY ROTOL 401Y/MK.H	. . . VALVE, sequence, nosewheel door	1	-	59/9
R DOWTY ROTOL D2568 Y	. . . VALVE, pressure relief, reservoir (For spares breakdown see AP.4515B, Vol.3)	1	-	57/15
R DOWTY ROTOL C4603 Y/MK.E	. . . VALVE, thermal relief	2	-	59/39
R DOWTY ROTOL 8557	. . . VALVE, non-return, pressurisation	1	-	57/17
R LOCKHEED UMC704	. . . VALVE, non-return, 1/4" BSP	2	-	57/26
R H.P. COMP'S A58	. . . VALVE, inflation	2	-	57/21
-	. PIPES, HYDRAULIC RESERVOIR TO FRAME 12 AND PRESSURE BULKHEAD, ASSEMBLY (EG7.73.21) & (EA3.73.47) Spares for:	-	-	58/37
EA2.73.507	. . . BOX, oil collector	1	-	58/27
AGS2081/3	. . . CLIP, pipe, single, 3/16" o/d	3	-	58/17
EEAS143/5H	. . . CLIP, pipe, single, 3/16" o/d bonding	2	L72	58/16
EEAS143/6	. . . CLIP, pipe, single, 1/4" o/d	7	L72	58/15
EEAS143/8H	. . . CLIP, pipe, single, 3/8" o/d bonding	2	L72	58/4
EEAS143/19H	. . . CLIP, pipe, single, 3/8" o/d bonding	2	L72	58/5
EEAS143/21H	. . . CLIP, pipe, single, 1/2" o/d bonding	10	L72	58/2
EEAS143/24H	. . . CLIP, pipe, 3/4" o/d, bonding	9	L72	58/6
R AS4526/3	. . . CLIP	5	-	
AS4526/4	. . . CLIP	4	-	
AS4526/6	. . . CLIP	3	-	
AS4526/8	. . . CLIP	4	-	
AS4526/12	. . . CLIP	4	-	
EA3.73.727	. . . COUPLING, tee, 1/2" x 1/2" x 3/16" (Alternative to AGS1120/13)	1	-	58/24
EA3.73.313	. . . ELBOW, assembly (Mod.3390)	1	-	58/13
EA1.73.225	. . . FAIRLEAD, nose bay compartment floor Attaching parts for EA1.73.225:	1	-	58/34
A25/2C	. . . Bolt, 2BA hex, head	4	-	58/33
A27/CP	. . . Nut, 2BA plain	4	-	58/36
AGS162/C	. . . Washer, spring	4	-	58/35
EA1.73.239	. . . FILTER, CABIN BLOWER NON-RETURN VALVE, GROUP Consisting of:	1	-	58/7
EA1.73.241	. . . BODY, filter	1	L40	58/10
AGS2030/6	. . . CIRCLIP, internal	1	-	58/8
EA1.73.243	. . . GAUZE, 200 mesh	1	Brass	58/9
EEAS69/2	. . . GASKET, sealing, flanged sleeve at filter connection	1	Neo-K-Tex	58/12

SERVICES

HYDRAULIC EQUIPMENT IN FRONT FUSELAGE

Part Number	Description	No. Off	Matl. Spec.	Plate No.	
					1
EA3.73.841	PACKING, pipe clip attachment	2	-	58/31	
EA3.10.3245	PACKING, at collector box	1	-	58/32	
EG7.73.23	PIPE, assembly, from reservoir coupling to elbow pipe coupling forward of frame 12, engine driven pump suction line	1	L56	58/23	
EG7.73.25	PIPE, assembly, from reservoir coupling to return line tee forward of frame 12, return line	1	L56	58/22	
EG7.73.29	PIPE, elbow, assembly, 3/4" BSP, between pipe and bulkhead connector forward of frame 12, suction line	1	L56	58/29	
EG7.73.31	PIPE, elbow, assembly, 1/2" BSP, between return line tee and bulkhead connector forward of frame 12, return line	1	L56	58/30	
EA3.73.675 or EA3.73.1271	PIPE, assembly, from tee to oil collector box under nose bay compartment floor, overflow line	1	L56	58/26	
EA3.73.47C or EA3.73.1071	PIPE, assembly, from hydraulic reservoir to first running joint in hand pump suction line	1	L56	58/28	
EA3.73.47D or EA3.73.1073 or EA3.73.1273	PIPE, assembly, from hydraulic reservoir to tee piece, overflow line	1	L56	58/18	
EA3.73.47E or EA3.73.1075 or EA3.73.1275	PIPE, assembly, from pressure relief valve to tee piece, overflow line	1	L56	58/19	
EA3.73.47F or EA3.73.1077 or EA3.73.1277	PIPE, assembly, from hydraulic reservoir to pressure relief valve, overflow line	1	L56	58/20	
EA3.73.737	PIPE, assembly, from cabin blower non-return valve to hydraulic reservoir	1	DTD323	58/21	
EG7.73.35	PLATE, attachment, pipe clips	4	L72	58/1	
EEAS20/1DR	TAB, locking	6	L72	58/25	
EEAS20/2DR	TAB, locking	3	L72	58/11	
EEAS21/2ERH	WASHER, 'D' bonding clip attachment	15	L72	58/14	
EEAS21/9ERH	WASHER, 'D' bonding clip attachment	17	L72	58/3	
EEAS239/1CH	WASHER, 'D'	4	-	-	
EEAS239/2CH	WASHER, 'D'	4	-	-	
EEAS239/17CH	WASHER, 'D'	11	-	-	
-	PIPES, HYDRAULIC, IN NOSE-WHEEL BAY, ASSEMBLY (EG7.73.33) & (EA1.73.143) Spares for:—	-	-	58/1	
A25/1B	BOLT, 4BA (As required)	1	-	59/1A	
A25/14C	BOLT, 2BA (As required)	1	-	59/8A	
A25/1C	BOLT, 2BA (As required)	1	-	59/8D	
EB6.73.249	BRACKET, thermal relief valve	1	-	59/6	
EA3.73.765	BRACKET, TR valve (Pre-Mod 735)	1	-	59/7	
EEAS91/1	CLIP, pipe, double, 1/4" o/d	2	L72	59/23	
EEAS143/1H	CLIP, pipe, 3/16" o/d bonding	4	L72	59/22	
EEAS143/2H	CLIP, pipe, 1/4" o/d bonding	2	L72	59/3	
EEAS143/5	CLIP, pipe, 3/16" o/d	9	L72	59/40	
EEAS143/6H	CLIP, pipe, 1/4" o/d bonding	2	L72	59/27	
EA3.73.1461	CLIP, pipe assembly (Mod 5190) (Pre-Mod 5503)	2	-	59/8	
EA3.73.1493	CLIP, hose (Mod 5503) Attaching parts:—	2	-	59/49	
A25/12C	Bolt, 2BA	2	-	59/50	
A27CP	Nut, 2BA	2	-	59/51	
SP47C	Washer, spring, 2BA	2	-	59/52	
EA1.73.181	CLIP, pipe, special, thermal relief valve	1	-	59/38	
EA1.73.213	CLIP, pipe, special	1	L72	59/34	
AS5419/3	CLIP	6	-	59/44	
AS4526/3	CLIP	4	-	59/43	
AS4526/4	CLIP	4	-	59/42	

SERVICES

HYDRAULIC EQUIPMENT IN FRONT FUSELAGE

Part Number	1 2 3 4 5 6	Description	No. Off	Matl. Spec.	Plate No.
R EA3.73.1459		CLIP, assembly (Mod 5190) (Pre-Mod 5503)	2	-	59/16
R EA3.73.1491		CLIP, hose (Mod 5503)	2	-	59/45
		Attaching parts:—			
R A25/17C		Bolt, 2BA	2	-	59/46
R A27CP		Nut, 2BA	2	-	59/47
R SP47C		Washer, spring, 2BA	2	-	59/48
EB6.73.251		CLIP, TR valve	1	-	59/14
EA3.73.773		CLIP, pipe, special, double, 1/4" o/d	2	L72	59/12
EA1.71.111		FAIRLEAD	1	-	59/4A
		Attaching parts for EA1.71.111			
A25/2B		Bolt, 4BA	4	-	59/4B
AGS2001B1		Nut, 4BA	4	-	59/4C
AGS2001B1		NUT, 4BA (As required)	1	-	59/1B
A27CP		NUT, 2BA (As required)	1	-	59/8B
EG7.73.27		PIPE, assembly, from connection to return line tee forward of frame 12, return line	1	DTD323	59/4
EA3.73.667		PIPE, assembly, from nosewheel jack thermal relief valve to nosewheel door jack thermal relief valve and return line tee	1	DTD323	59/5
EA3.73.671		PIPE, assembly, from nosewheel door jack thermal relief valve to nosewheel jack thermal relief valve and return line tee	1	DTD323	59/41
EA3.73.673		PIPE, assembly, from sequence valve and nosewheel jack supply tee to thermal relief valve, nosewheel 'up' line	1	DTD323	59/15
EA3.73.741 or EA3.73.1209		PIPE, assembly, from wheel wall running coupling to sequence valve and nosewheel undercarriage jack tee piece, 'down' line	1	DTD323	59/19
EA3.73.423 EA3.73.1211		PIPE, assembly, from wheel well running coupling to sequence valve and nosewheel undercarriage jack tee piece, 'up' line	1	DTD323	59/26
EA3.73.745 or EA3.73.1213		PIPE, assembly, from nosewheel 'up' supply line tee to sequence valve	1	DTD323	59/24
EA3.73.747 EA3.73.1215		PIPE, assembly, from sequence valve to thermal relief valve and nosewheel undercarriage jack tee 'up' line	1	DTD323	59/21
EA3.73.749 or EA3.73.1217		PIPE, assembly, from thermal relief valve and sequence valve tee to nosewheel undercarriage jack 'up' line	1	DTD323	59/18
EA3.73.753 or EA3.73.1219		PIPE, assembly, from nosewheel undercarriage jack supply tee to sequence valve, undercarriage 'down' line	1	DTD323	59/11
EA3.73.757 or EA3.73.1223		PIPE, assembly, from sequence valve to nosewheel door jack thermal relief valve tee, doors 'open' line	1	DTD323	59/10
EA3.73.761		PIPE, assembly, from sequence valve and nosewheel door jack tee to thermal relief, 'open' line	1	DTD323	59/29
EA3.73.769 or EA3.73.1225		PIPE, assembly, from supply line and sequence valve tee piece to nosewheel undercarriage jack flexible coupling door 'closed' line	1	DTD323	59/20
EA3.73.771 or EA3.73.1227		PIPE, assembly, from sequence valve and thermal relief valve tee to nosewheel door jack flexible connection, 'open' line	1	DTD323	59/30
EA3.73.835 or EA3.73.1221		PIPE, assembly, from supply tee to nosewheel undercarriage door jack flexible connection 'down' line	1	DTD323	59/2
AGS1106B		UNION, Body	4	-	59/2A
SP47C		WASHER, (As required)	1	-	59/8C

SERVICES

HYDRAULIC EQUIPMENT IN FRONT FUSELAGE

Ref. No.	Part No.	Description	No. off	Matl. Spec.	Cl. of Equip. M.R. L.M.	Fig. and Index	
							1
	981	EEAS.20/2/DR	TAB, locking	4	L72	C	59/28
	5259	EEAS.21/2/ER/H	WASHER, 'D', for bonding clips	18	L72	C	59/13
	5519	EEAS.21/3/ER/H	WASHER, 'D', for bonding clips	12	L72	C	59/31
R		or EEAS.237/17CH					
		—	PIPES, HYDRAULIC, ON FRAME 12,	—	—	—	60/6
			ASSEMBLY (E.G7.73.61) & (E.A3.73.217)				
			Spares for:—				
R	5258	EEAS.143/6/H or	CLIP, pipe, single, 1/2" o/d, bonding	18	L72	C	60/3
	5K/4345976	AS.4526/4					
	6101361	E.G7.73.85 or	PIPE, assembly, from accumulator tee coupling to	1	DTD323	C	60/7
		E.G7.73.357	coupling for pipe through frame 12				
	42635	E.G7.73.87 or	PIPE, assembly, from accumulator to air pressure	1	DTD323	C	60/5
		E.G7.73.359	gauge and charging valve tee				
	1634	E.A3.73.227 or	PIPE, assembly, from connecting tee on frame 12	1	DTD323	C	60/18
		E.A3.73.1199	to non-return valve, supply line				
	1608	E.A3.73.231 or	PIPE, assembly, from non-return valve to	1	DTD323	C	60/20
		E.A3.73.1203	accumulator tee coupling				
	1610	E.A3.73.235 or	PIPE, assembly, from non-return valve tee to brake	1	DTD323	C	60/12
		E.A3.73.1207	accumulator connection				
	44403	E.G7.73.101	PLATE, clipping	1	L72	C	60/1
		AS.2810/4/030	TUBE, distance	1	L62	LM	60/2
	5259	EEAS.21/2/ER/H	WASHER, 'D', for bonding clips	22	L72	C	60/4
		or EEAS.237/17CH					
R		—	PIPES, HYDRAULIC BRAKE, FRAMES 1 TO 3,	—	—	—	61/27
			ASSEMBLY (E.G7.73.89) & (E.A3.73.207)				
			Spares for:—				
	6734	EEAS.136	BRACKET, pipe clip	2	L72	C	61/9
	2446	E.A3.73.221	BRACKET, relay valve mounting	1	T45	C	61/2
			Attaching parts for E.A3.73.221:—				
	28D/9140647	A25/14C	Bolt, 2 BA hex. head	2	—	C	61/3
	28M/1278190	AGS.2001/C/1	Nut, stiff, 2 BA	2	—	C	61/5
	28W/9419475	SP15/C	Washer, 2 BA plain	2	—	C	61/4
	1611	E.A3.73.157	CLAMP, pipe, special	1	—	C	61/38
	1727	E.A3.73.577	CLAMP, pipe, special	1	—	C	61/36
	1880	EEAS.91/1	CLIP, pipe, double	1	L72	C	61/26
	5260	EEAS.143/5/H	CLIP, pipe, single, 3/16" o/d, bonding	28	L72	C	61/7
	5258	EEAS.143/6/H	CLIP, pipe, single, 1/4" o/d, bonding	1	L72	C	61/37
	5348	EEAS.143/8/H	CLIP, pipe, single, 3/8" o/d, bonding	7	L72	C	61/8
	6905	EEAS.143/19/H	CLIP, pipe, single, 3/8" o/d, bonding	1	L72	C	61/18
R	5K/6323922	AS.4526/3	CLIP:	6	—	C	
R	5K/4345976	AS.4526/4	CLIP:	1	—	C	
R	5K/4345977	AS.4526/6	CLIP:	1	—	C	
R	28E/9130610	AS.5419/3	CLIP:	9	—	C	
R	28E/9130685	AS.5419/6	CLIP:	1	—	C	
	1438523	E.G7.73.343	PACKING, for charging valve at frame 1	1	BS2572	C	61/1
	42579	E.G7.73.93	PIPE, assembly, from relay valve to differential unit	1	DTD323	C	61/20
			tee connection				
	1438538	E.G7.73.345	PIPE, assembly, from hydraulic pressure gauge to	1	DTD323	C	61/13
			tee piece				
	42581	E.G7.73.97	PIPE, assembly, from hydraulic pressure gauge tee	1	DTD323	C	61/19
			to coupling aft of frame 1				

SERVICES

HYDRAULIC EQUIPMENT IN FRONT FUSELAGE

Ref. No.	Part No.	Description	No. off	Mati. Spec.	Cl. of Equip. M.R. L.M.	Fig. and Index
610357	E.G7.73.347	PIPE, assembly, from hydraulic pressure gauge tee to charging valve fitting on frame 1	1	DTD323	C	61/21
42582	E.G7.73.123	PIPE, assembly, from coupling aft of frame 1 to ... coupling aft of frame 3, pressure line	1	DTD323	C	61/24
1614	E.A3.73.261 or E.A3.73.1157	PIPE, assembly, from coupling at frame 1 to ... different unit, suction line	1	DTD323	C	61/28
1615	E.A3.73.263 or E.A3.73.1159	PIPE, assembly, from differential unit to relay valve tee connection, pressure line	1	DTD323	C	61/23
1616	E.A3.73.265	PIPE, assembly, from coupling at frame 3 to ... coupling at frame 1, suction line	1	DTD323	C	61/30
1617	E.A3.73.267 or E.A3.73.1161	PIPE, assembly, from differential unit to coupling at frame 3, port brake line	1	DTD323	C	61/29
1438539	E.G7.73.349	PIPE, assembly, from cone tee to brake pressure gauge	1	DTD5019	C	61/12
42584	E.G7.73.339	PIPE, assembly, from cone tee to relay valve	1	DTD5019	C	61/11
6101356	E.G7.73.341	PIPE, assembly, from cone tee to inflation valve on frame 1	1	DTD5019	C	61/22
1618	E.A3.73.269 or E.A3.73.1163	PIPE, assembly, from differential unit and relay valve coupling tee to coupling at frame 3, supply line	1	DTD323	C	61/31
1619	E.A3.73.271 or E.A3.73.1165	PIPE, assembly, from differential unit to coupling at frame 3, starboard brake line	1	DTD323	C	61/32
981	EEAS.20/2/DR	TAB, locking	3	L72	C	61/10
5259	EEAS.21/2/ER/H or EEAS.237/17CH	WASHER, 'D', clip attachment	37	L72	C	61/25
22371	EEAS.21/9/ER/H	WASHER, 'D', clip attachment	1	L72	C	61/17
		PIPES, HYDRAULIC BRAKE, BETWEEN PRESSURE BULKHEAD AND FRAME 12A, ASSEMBLY (E.G7.73.119) & (E.A3.73.213) Spares for:—	—	—	—	60/21
1520	E.A3.73.195	CLAMP, pipe	4	—	C	60/24
1880	EEAS.91/1	CLIP, pipe, double	2	L72	C	60/25
5260	EEAS.143/5/H	CLIP, pipe bonding	4	L72	C	60/27
17527	EEAS.143/12	CLIP, pipe	5	L72	C	60/26
5K/6323922	AS.4526/3	CLIP	4	—	C	
5K/4345976	AS.4526/4	CLIP	2	—	C	
28E/9130611	AS.5419/4	CLIP	1	—	C	
6101358	E.G7.73.117	PIPE, assembly, from tee to reservoir connection at N.B.C. compartment floor	1	DTD323	C	60/16
42585	E.G7.73.127 or E.G7.73.351	PIPE, assembly, from coupling at frame 12 to ... pressure bulkhead coupling, supply line	1	—	C	60/8
6101360	E.G7.73.335 or E.G7.73.355	PIPE, assembly, from pressure bulkhead coupling to non-return valve forward of frame 11, hand pump pressure line	1	DTD323	C	60/22
732	E.A3.73.239	PIPE, assembly, from filter in hand pump suction line to coupling at pressure bulkhead	1	L56	C	60/23
1591	E.A3.73.241	PIPE, assembly, from reservoir tee under N.B.C. compartment floor to filter in hand pump suction line	1	L56	C	60/11

SERVICES
HYDRAULIC EQUIPMENT IN FRONT FUSELAGE

Ref. No.	Part No.	Description	No. off	Mtrl. Spec.	Cl. of Equip. M.R. L.M.	Fig. and index
734	E.A3.73.243 or E.A3.73.1187	PIPE, assembly, from coupling at nosewheel selector to coupling at wheel well wall, nosewheel jack 'up' line	1	DTD323	C	60/14
735	E.A3.73.245 or E.A3.73.1189	PIPE, assembly, from coupling at nosewheel selector to coupling at wheel well wall, nosewheel jack 'down' line	1	DTD323	C	60/17
1607	E.A3.73.247 or E.A3.73.1191	PIPE, assembly, port brake, from pressure bulkhead to frame 12A	1	DTD323	C	60/15
1631	E.A3.73.251 or E.A3.73.1195	PIPE, assembly, starboard brake, from pressure bulkhead to frame 12A	1	DTD323	C	60/9
1633	E.A3.73.255	PIPE, assembly, from reservoir tee under N.B.C. compartment floor to pressure bulkhead connection	1	L56	C	60/10
	E.G7.73.333 or E.G7.73.353	PIPE, assembly, from non-return valve forward of frame 11 to accumulator and selector tee, hand pump pressure line	1	DTD323	—	60/19
5928	E.A3.73.785	PIPE, assembly, hydraulic gauge, between pressure bulkhead and frame 12A	1	DTD323	C	60/13
5259	EEAS.21/2/ERH or EEAS.239/1CH	WASHER, 'D', pipe clipping	9	L72	C	60/4
	—	PIPES, HYDRAULIC, FRAME 3 TO PRESSURE BULKHEAD, ASSEMBLY (E.A3.73.209) & (E.A3.73.1285) Spares for:—	—	—	—	62/28
8336	E.A3.73.837	BRACKET, fairlead, between frames 4 and 5	1	L72	C	62/25
5542	EEAS.143/6	CLIP, pipe, single, 1/4" o/d	1	L72	C	62/10
20461	EEAS.143/8	CLIP, pipe, single, 3/8" o/d	1	L72	C	62/9
5260	EEAS.143/5H	CLIP, pipe, single, 3/16" o/d bonding	8	L72	C	62/7
5K/6323922	AS.4526/3	CLIP	8	—	C	
28E/9130611	AS.5419/4	CLIP	1	—	C	
28F/9130685	AS.5419/6	CLIP	1	—	C	
8335	E.A3.73.683	FAIRLEAD, for pipes at frames 5, 6 and 7	8	LFS21	C	62/26
8334	E.A3.73.731	FAIRLEAD, for pipes through navigator's floor	1	LFS21	C	62/1
12930	E.A3.73.879	FAIRLEAD, for pipes at frames 3 and 4	2	LFS21	C	62/27
5853	EEAS.69/1	GASKET	1	Neo-K-Tex	C	62/3
1128	EEAS.69/2	GASKET, bulkhead coupling, pressure line	4	Neo-K-Tex	C	62/4
1620	EEAS.69/4	GASKET, bulkhead coupling, suction line	2	Neo-K-Tex	C	62/6
757	E.A3.73.181	PIPE, assembly, from coupling aft of frame 3 to coupling aft of frame 5, hand pump suction line	1	L56	C	62/20
13018	E.A3.73.183 or E.A3.73.1169	PIPE, assembly, from coupling aft of frame 3 to coupling aft of frame 5, hand pump pressure line	1	DTD323	C	62/21
759	E.A3.73.185	PIPE, assembly, from coupling aft of frame 5 to coupling through pressure bulkhead, pressure return line	1	L56	C	62/12
760	E.A3.73.187 or E.A3.73.1171	PIPE, assembly, from coupling aft of frame 5 to coupling at pressure bulkhead, hand pump pressure line	1	DTD323	C	62/11

R

SERVICES
HYDRAULIC EQUIPMENT IN FRONT FUSELAGE

Ref. No.	Part No.	Description							No. off	Mati. Spec.	Cl. of Equip. M.R. L.M.	Fig. and Index
		1	2	3	4	5	6	7				
1621	E.A3.73.283	PIPE	assembly, from coupling aft of frame 3 to ..						1	L56	C	62/23
			coupling aft of frame 5, brake pressure return line									
1623	E.A3.73.285	PIPE	assembly, from coupling aft of frame 3 to ..						1	DTD323	C	62/24
	E.A3.73.1173		coupling aft of frame 5, port brake line									
1624	E.A3.73.287 or E.A3.73.1175	PIPE	assembly, from coupling aft of frame 3 to ..						1	DTD323	C	62/18
			coupling aft of frame 5, brake supply line									
1625	E.A3.73.289 or E.A3.73.1177	PIPE	assembly, from coupling aft of frame 3 to ..						1	DTD323	C	62/19
			coupling aft of frame 5, starboard brake line									
1626	E.A3.73.291	PIPE	assembly, from coupling aft of frame 5 to ..						1	L56	C	62/17
			coupling at pressure bulkhead, brake pressure return line									
1627	E.A3.73.293 or E.A3.73.1179	PIPE	assembly, from coupling aft of frame 5 to ..						1	DTD323	C	62/15
			coupling at pressure bulkhead, hand pump pressure line									
1628	E.A3.73.295 or E.A3.73.1181	PIPE	assembly, from coupling aft of frame 5 to ..						1	DTD323	C	62/16
			coupling at pressure bulkhead, brake supply line									
1629	E.A3.73.297 or E.A3.73.1183	PIPE	assembly, from coupling aft of frame 5 to ..						1	L56	C	62/14
			coupling at pressure bulkhead, starboard brake line									
5942	E.A3.73.781	PIPE	assembly, hydraulic pressure gauge, from ..						1	OTD323	C	62/22
			coupling under navigator's floor at frame 5 to coupling forward of frame 4									
5943	E.A3.73.783	PIPE	assembly, hydraulic pressure gauge, from ..						1	OTD323	C	62/13
			coupling under navigator's floor at frame 5 to pressure bulkhead connection									
980	EEAS.20/1/DR	TAB	locking						4	L72	C	62/5
981	EEAS.20/2/DR	TAB	locking						10	L72	C	62/2
5259	EEAS.21/2/ERH or EEAS.237/17CH or EEAS.239/1CH	WASHER, 'D', for bonding clips							8	L72	C	62/8
		PIPES, HYDRAULIC, FROM HAND PUMP TO							—	—	—	61/14
		FRA E4, ASSEMBLY (E.A3.73.211)										
		Spare for:—										
5258	EEAS.143/8/H	CLIP, pipe, single, 1/4" o/d bonding							2	L72	C	61/34
5348	EEAS.143/8/H	CLIP, pipe, single, 3/8" o/d bonding							2	L72	C	61/35
R 5K/4345976	AS.4526/4	CLIP							1	—	C	
R 5K/4345977	AS.4526/6	CLIP							1	—	C	
R 28E/9130611	AS.5419/4	CLIP							1	—	C	
R 28E/9130685	AS.5419/6	CLIP							1	—	C	
	761	E.A1.73.289	FITTING, special banjo body						1	—	C	61/6
	762	E.A3.73.299	PIPE, assembly, from hand pump to coupling aft of frame 3, suction line						1	L56	C	61/16
	763	E.A3.73.301 or E.A3.73.1167	PIPE, assembly, from hand pump to coupling aft of frame 3, pressure line						1	DTD323	C	61/15
20778	EEAS.20/2/ER or EEAS.237/17CH	WASHER, special, 'D'							4	L72	C	61/33
R									2	—	C	

HYDRAULIC EQUIPMENT IN FRONT FUSELAGE

Part Number	Description	No. Off	Matl. Spec.	Plate No.
-	. RESERVOIR, HYDRAULIC, MOUNTING, ASSEMBLY (EA3.73.37) Spares for:-	-	-	63/1
AGS1109/K	. . COUPLING, reducing (Mod.3390)	1	-	63/15
EA3.73.607	. . EXTENSION, HYDRAULIC RESERVOIR FILLER, GROUP Spares for:-	1	-	63/10
EA3.73.29	. . . EXTENSION, filter	1	-	63/20
EA3.73.605	. . . GUARD, splash Attaching parts for EA3.73.605:-	1	-	63/2
A25/3C	. . . Bolt, 2BA hex. head	1	-	63/5
EA3.73.603	. . . Circlip	1	L72	63/9
AGS2001/C/1	. . . Nut, stiff, 2BA	1	-	63/8
EA3.73.609	. . . Strap, rubber	1	Neoprene	63/4
EEAS.21/2/FR	. . . Washer, 'D' Attaching parts for EA3.73.607:-	2	L72	63/7
A61/1B	. . Bolt, 4BA hex. head	8	-	63/13
EA1.73.41	. . Gasket	1	Neo-K-Tex	63/17
A29/BP	. . Nut, 4BA plain	8	-	63/25
EEAS.20/2/DR	. . Tab, locking	1	L72	63/22
SP47/B	. . Washer, 4BA spring	8	-	63/24
EB6.73.351	. . RESERVOIR, HYDRAULIC, GROUP Spares for:-	1	-	63/26
EB6.73.347	. . . ADAPTOR, filler cap	1	S95 or S96	63/21
EA1.73.381	. . . FILTER, oil reservoir, 45 mesh, 34 SWG	1	-	63/12
EB6.73.349	. . . GASKET, filler neck	1	Neo-K-Tex	63/16
EB6.73.345	. . . SEATING, filler	1	L34	63/23
SP8Y/4	. . ROD, tension	2	-	63/11
EA3.73.611	. . SEAL, rubber	1	Neoprene	63/3
EA1.73.39	. . STRAP, hydraulic reservoir mounting	4	L72	63/6
EA1.70.21	. . TRUNNION	2	MS	63/18
EA1.70.22	. . TRUNNION	2	MS	63/19

SERVICES

HYDRAULIC EQUIPMENT IN FRONT FUSELAGE

Part Number	Description 1 2 3 4 5 6	No. Off	Matl. Spec.	Plate No.

HYDRAULIC EQUIPMENT IN PORT WING

Part Number	Description 1 2 3 4 5 6	No. Off	Mati. Spec.	Plate No.
-	HYDRAULIC EQUIPMENT IN PORT WING ASSEMBLY (EA3.73.539) Spares for:-	-	-	
-	EQUIPMENT, HYDRAULIC CIRCUIT ASSEMBLY (EA3.73.201) Spares for:-	-	-	97/28
LOCKHEED AVA50/E	. . . COUPLING, AVERY, GROUP Consisting of:-	1	-	97/24
AVA55/E	. . . FLANGE, half	1	-	97/25
AVA62/E	. . . NUT, tube	1	-	97/26
AVA54/E	. . . UNION, half	1	-	97/27
LOCKHEED AVA52/C	. . . COUPLING "AVERY", GROUP Consisting of:-	1	-	97/20
AVA58/C	. . . FLANGE, half	1	-	97/21
AVA62/C	. . . NUT, tube	1	-	97/22
AVA57/C	. . . UNION, half	1	-	97/23
DOWTY ROTOL 0.7017Y/C.01	. . . JACK, operating, main undercarriage (For spares see AP4515B, Vol 3)	1 1	- -	97/3 97/3
DOWTY ROTOL 0.7016Y/C.01	. . . JACK, operating, flap (For spares see AP4515B, Vol 3)	2	-	98/4
DOWTY ROTOL 0.8246Y/C.01	. . . JACK, operating, main undercarriage (For spares AP4515B, Vol 3)	1	-	97/15
EA3.73.845	. . . JACK, AIR BRAKE, ASSEMBLY Consisting of:-	1	-	97/33
DOWTY ROTOL 1.03036.001	. . . JACK, assembly (Mod.4454) (Mod.5101) (For spares see AP4515A, Vol 3, Pt 1, Section 2)	1	-	97/30
EA3.73.303	. . . NUT, special	1	S96	97/31
EA3.73.305	. . . WASHER, tab	1	DTD171	97/32
4W14/DAS7005/22.4	. . . PIPE, flexible, hydraulic brake (Mod.5190) (Pre-Mod.5503)	1	-	97/10
4W14-261-8-8-22.4	. . . PIPE, flexible, hydraulic brake (Mod.5503)	1	-	
4/W14/DAS7005/63	. . . PIPE, flexible, hydraulic brake (Mod.5190) (Pre-Mod.5503)	1	-	97/7
4W14-261-8-8-63.0	. . . PIPE, flexible, hydraulic brake (Mod.5503)	1	-	
4W14/DAS7005/14	. . . PIPE, flexible, undercarriage door 'open' line (Mod.5190) (Pre-Mod.5503)	1	-	97/14
4W14-261-8-8-14.0	. . . PIPE, flexible, undercarriage door 'open' line (Mod.5503)	1	-	
4W14/DAS7005/18	. . . PIPE, flexible, undercarriage door 'closed' line (Mod.5190) (Pre-Mod.5503)	1	-	97/19
4W14-261-8-8-18.0	. . . PIPE, flexible, undercarriage door 'closed' line (Mod.5503)	1	-	
6W14/DAS7005/18	. . . PIPE, flexible, undercarriage, 'up' line (Mod.5190) (Pre-Mod.5503)	1	-	97/9
6W14-261-8-8-18.0	. . . PIPE, flexible, undercarriage 'up' line (Mod.5503)	1	-	

SERVICES

HYDRAULIC EQUIPMENT IN PORT WING

Part Number	Description	No. Off	Matl. Spec.	Plate No.	
					1
R 6W14/DAS7005/25	PIPE, flexible, undercarriage, 'down' line (Mod 5190) (Pre-Mod 5503)	1	-	97/1	
R 6W14-261-8-8-25.0	PIPE, flexible, undercarriage 'down' line (Mod 5503)	1	-		
R DUNLOP 6W2/102/8/10/40	PIPE, flexible, engine driven pump, 'delivery' line (Mod 5190)	1	-	97/11	
R 10W2/121/8/10/40	PIPE, flexible, engine driven pump, 'suction' line (Mod 5190)	1	-	97/12	
LOCKHEED AIR68000	PUMP, engine driven (For spares see AP5515B, Vol 3)	1	-	97/13	
A58 LOCKHEED UMG706/4	VALVE, charging	1	-	97/8	
DOWTY ROTOL 0.6209Y/B.01	VALVE, non-return (Mod 5118)	1	-	97/8A	
DOWTY ROTOL 0.3371Y/B.0.6	VALVE, restrictor, undercarriage door jack	1	-	97/18	
DOWTY ROTOL 401Y/K	VALVE, restrictor, undercarriage	1	-	97/16	
DOWTY ROTOL 401Y/L	VALVE, sequence, undercarriage (For spares see AP4515B, Vol 3)	1	-	97/4	
DOWTY ROTOL 4603Y/MK.E	VALVE, sequence, undercarriage	1	-	97/17	
DOWTY ROTOL 8687Y/MK.A	VALVE, thermal relief	2	-	97/5	
DOWTY ROTOL 6790Y/MK.A	VALVE, thermal relief	1	-	97/6	
-	VALVE, transfer, undercarriage jack	1	-	97/2	
-	PIPE, HYDRAULIC, TO FLAP JACK, ASSEMBLY (EA1.73.91) (Alternative to EK5.73.17) Spares for EA1.73.91:—	-	-	98/17	
EA3.73.773	CLIP, pipe, double, 1/4" o/d Attaching parts for EA3.73.773:—	3	L72	98/44	
A25/1B	Bolt, 4BA hex head	1	-	98/43	
A25/5B	Bolt, 4BA hex head (over engine)	1	-	98/36	
A27/BP	Nut, 4BA plain	1	-	98/40	
AS2807/4/04	Tube, distance (over engine)	1	L62	98/37	
AGS162/B	Washer, spring	1	-	98/39	
EEAS21/2/ER/H or EEAS239/1CH EEAS91/1	Washer, 'D'	1	L72	98/38	
A25/1B	CLIP, pipe, double, 1/4" o/d Attaching parts for EEAS91/1:—	11	L72	98/31	
A27/BP	Bolt, 4BA hex head	1	-	98/29	
AGS162/B	Nut, 4BA plain	1	-	98/33	
EEAS21/2/ER/H or EEAS239/1CH EEAS143/6/H or AS4526/4	Washer, spring	1	-	98/32	
A25/1B	Washer, 'D'	1	L72	98/30	
AGS2001/B/1	CLIP, pipe, single, 1/4" o/d bonding	4	L72	98/35	
SP13/B	Attaching parts for EEAS143/6H:—				
EEAS21/2/ER/H or EEAS239/1CH EA1.73.93	Bolt, 4BA hex head	1	-	98/34	
A25/13B	Nut, stiff, 4BA	1	-	98/42	
A27/BP	Washer, 4BA plain	1	-	98/45	
AGS162/B	Washer, 'D'	1	L72	98/41	
	FAIRLEAD, at inner wing rib 7 Attaching parts for EA1.73.93:—	1	LFS21	98/28	
	Bolt, 4BA hex head	2	-	98/25	
	Nut, 4BA, plain	2	-	98/26	
	Washer, spring	2	-	98/22	

SERVICES

HYDRAULIC EQUIPMENT IN PORT WING

Part Number	Description	No. Off	Mtl. Spec.	Plate No.
EA1.73.91A	. . PIPE, assembly, from coupling between inner wing rib 1 and 2 to inboard flap jack tee coupling, 'down' line	1	DTD323	98/15
EA1.73.91B	. . PIPE, assembly, from coupling between inner wing rib 1 and 2 to inboard flap jack tee coupling, 'up' line	1	DTD323	98/24
EA1.73.91C	. . PIPE, assembly, from tee coupling to inboard flap jack between inner wing ribs 3 and 4, 'down' line	1	DTD323	98/21
EA1.73.91D	. . PIPE, assembly, from tee coupling to inboard flap jack between inner wing ribs 3 and 4, 'up' line	1	DTD323	98/19
EA1.73.91E	. . PIPE, assembly, from tee coupling between inner wing ribs 3 and 4 to coupling, inboard of rib 7, 'down' line	1	DTD323	98/8
EA1.73.91F	. . PIPE, assembly, from tee coupling between inner wing ribs 3 and 4 to coupling inboard of rib 7, 'up' line	1	DTD323	98/13
EA1.73.91G	. . PIPE, assembly, from coupling inboard of inner wing rib 1 and 2A, 'up' line	1	DTD323	98/6
EA1.73.91H	. . PIPE, assembly, from coupling inboard of inner wing rib 7 to coupling between outer wing ribs 1 and 2A, 'down' line	1	DTD323	98/4
EA1.73.91J	. . PIPE, assembly, from coupling between outer wing ribs 1 and 2A to outboard flap jack between ribs 3 and 3A, 'up' line	1	DTD323	98/2
EA1.73.91K	. . PIPE, assembly, from coupling between outer wing rib 1 and 2A to outboard flap jack between ribs 3 and 3A, 'down' line	1	DTD323	98/11
R -	. PIPES, HYDRAULIC, TO FLAP JACK, ASSEMBLY (EK5.73.17) Spares for EK5.73.17:	-	-	106/1
R EA3.20.4003	. . BRACKET	1	-	106/2
R EA3.20.4004	. . BRACKET	5	-	106/3
R EA3.20.4005	. . BRACKET	3	-	106/4
R EA3.20.4007	. . BRACKET	2	-	106/5
R AS4525/4	. . CLIP	6	-	106/6
R AGS952/B	. . COLLAR	2	-	106/7
R EB4.73.713	. . FAIRLEAD, assembly Attaching parts for EB4.73.713:	3	-	106/8
R A25/7C	. . Bolt, 2BA	1	-	106/9
R AGS2001/C/1	. . Nut, stiff, 2BA	1	-	106/10
R EA3.73.1115	. . FAIRLEAD, assembly Attaching parts for EA3.73.1115:	2	-	106/11
R A25/7	. . Bolt, 2BA	4	-	106/12
R AGS2001/C/1	. . Nut, stiff, 2BA	4	-	106/13
R AS2811/5/060	. . Tube, distance	4	-	106/14
R EEAS28/8/ER	. . Washer	4	-	106/15

SERVICES

HYDRAULIC EQUIPMENT IN PORT WING

Part Number	Description	No. Off	Matl. Spec.	Plate No.					
				1	2	3	4	5	6
EA3.20.3993	. . FAIRLEAD, assembly	6	—						106/16
EA3.20.3997	. . FAIRLEAD, assembly Attaching parts for EA3.20.3993 and EA3.20.3997:	5	—						106/17
A25/8C	. . Bolt, 2BA	2	—						106/18
AGS2001/C/1	. . Nut, stiff, 2BA	2	—						106/19
SP15/C	. . Washer	2	—						106/20
AGS2097/C/3/C	. . LEAD, bonding	2	—						106/21
AGS2097/C/6/C	. . LEAD, bonding	2	—						106/22
AGS1142/B	. . NIPPLE	4	—						106/23
AGS1170/B	. . NIPPLE	6	—						106/24
EA3.73.1097	. . PIPE, assembly	1	DTD5019						106/25
EA3.73.1099	. . PIPE, assembly	1	DTD5019						106/26
EA3.73.1093	. . PIPE, assembly	1	DTD5019						106/27
EA3.73.1095	. . PIPE, assembly	1	DTD5019						106/28
EA3.73.1089	. . PIPE, assembly	1	DTD5019						106/29
EA3.73.1091	. . PIPE, assembly	1	DTD5019						106/30
EA3.73.1101	. . PIPE, assembly	1	DTD5019						106/31
EA3.73.1103	. . PIPE, assembly	1	DTD5019						106/32
EA3.73.1105	. . PIPE, assembly	1	DTD5019						106/33
EA3.73.1107	. . PIPE, assembly	1	DTD5019						106/34
EA3.73.1109	. . PIPE, assembly	1	DTD5019						106/35
EA3.73.1111	. . PIPE, assembly	1	DTD5019						106/36
EA3.73.1135	. . PIPE, assembly	1	DTD5019						106/37
EA3.73.1139	. . PIPE, assembly	1	DTD5019						106/38
EA3.73.1143	. . PIPE, assembly	1	DTD5019						106/39
EA3.73.1147	. . PIPE, assembly	1	DTD5019						106/40
EA3.73.1113	. . PLATE, doubling	2	—						106/41
AGS1115/2	. . PLATE, doubling	4	—						106/42
AGS954/B	. . SLEEVE, outer	2	—						106/43
AGS1113/B	. . UNION, bulkhead Attaching parts for AGS1113/B:	4	—						106/44
A25/2B	. . Bolt, 4BA	6	—						106/45
A27/BP	. . Nut, 4BA	6	—						106/46
EEAS20/2/ER	. . Tab, locking	1	—						106/47
SP13/A	. . Washer	6	—						106/48
—	. PIPES, HYDRAULIC, FOR AIR BRAKE CENTRE WING, ASSEMBLY (EA1.73.281) Spares for:	—	—						99/31
EEAS143/6/H or AS4526/4	. . CLIP, pipe, single, 1/4" o/d bonding Attaching parts for EEAS143/6/H:	14	L72						99/35
A25/1B	. . Bolt, 4BA hex. head	1	—						99/33
A27/BP	. . Nut, 4BA, plain	1	—						99/36
AGS2001/B/1	. . Nut, stiff, 4BA (at rib 2)	1	—						99/44
AGS162/B	. . Washer, spring	1	—						99/41
EEAS21/2/ER/H or EEAS237/1CH	. . Washer, 'D'	1	L72						99/34
EA1.73.281A or EA3.73.1243	. . PIPE, assembly, from fuselage frame 22 to coupling between inner wing ribs 3 and 4, 'in' line	1	DTD323						99/39

SERVICES
HYDRAULIC EQUIPMENT IN PORT WING

Ref. No.	Part No.	1	2	3	4	5	6	7	No. off	Matl. Spec.	Cl. of Equip. M.R. L.M.	Fig. and Index

SERVICES

HYDRAULIC EQUIPMENT IN PORT WING

Ref. No.	Part No.	Description							No. off	Matl. Spec.	Cl. of Equip. M.R. L.M.	Fig. and Index
		1	2	3	4	5	6	7				
932	E.A1.73.281B or E.A3.73.1245	PIPE, assembly, from fuselage frame 22 to coupling outboard of inner wing rib 3, "out" line							1	DTD323	C	99/42
1636	E.A1.73.281E or E.A3.73.1247	PIPE, assembly, from coupling between inner wing ribs 3 and 4 to coupling inboard of rib 7, "in" line							1	DTD323	C	99/27
1637	E.A1.73.281F or E.A3.73.1249	PIPE, assembly, from coupling outboard of inner wing rib 3 to coupling inboard of rib 7, "out" line							1	DTD323	C	99/37
	—	PIPES, HYDRAULIC, FOR AIR BRAKE, OUTER WING, ASSEMBLY (E.A1.73.283) Spares for:—							—	—	—	99/21
5258	EEAS.143/6H or AS.4526/4	CLIP, pipe, single, 1/4" o/d bonding							18	L72	C	99/47
R 5K/4345976	28D/1010658	Attaching parts for EEAS.143/6H:—										
	28D/1008149	Bolt, 4 BA hex. head							1	—	C	99/50
	28M/1278189	Bolt, 4 BA hex. head							1	—	C	99/49
	28M/9403519	Nut, stiff, 4 BA							1	—	C	99/51
	28W/1010155	Nut, 4 BA plain							1	—	C	99/45
	5259	Washer, spring							1	—	C	99/48
R	EEAS.21/2/ER/H or EEAS.239/1CH	Washer, "D"							1	L72	C	99/46
939	E.A1.73.283C or E.A3.73.1251	PIPE, assembly, from coupling between outer wing rib 1 and 2A to coupling inboard of rib 2B, "in" line							1	DTD323	C	99/14
940	E.A1.73.283D or E.A3.73.1253	PIPE, assembly, from coupling between outer wing rib 1 and 2 to coupling outboard of rib 2, "out" line							1	DTD323	C	99/25
941	E.A1.73.283E or E.A3.73.1255	PIPE, assembly, from coupling inboard of outer wing rib 2B to coupling inboard of rib 3, "in" line							1	DTD323	C	99/9
942	E.A1.73.283F or E.A3.73.1257	PIPE, assembly, from coupling outboard of outer wing rib 2 to coupling rib 3 and 3A, "out" line							1	DTD323	C	99/23
943	E.A1.73.283G or E.A3.73.1259	PIPE, assembly, from coupling between outer wing rib 3 and 3A to coupling at bracket on rib 3, "out" line							1	DTD323	C	99/4
944	E.A1.73.283H or E.A3.73.1261	PIPE, assembly, from coupling inboard of outer wing rib 3 to coupling at bracket on rib 3, "in" line							1	DTD323	C	99/6
1983	E.A1.73.283J or E.A3.73.1263	PIPE, assembly, from coupling inboard of inner wing rib 7 to coupling between outer wing rib 1 and 2A, "out" line							1	DTD323	C	99/29
1984	E.A1.73.283K or E.A3.73.1265	PIPE, assembly, from coupling inboard of inner wing rib 7 to coupling between outer wing rib 1 and 2A, "in" line							1	DTD323	C	99/17
	—	PIPES, HYDRAULIC, FOR AIR BRAKE ON RIB 3 OUTER WING, ASSEMBLY (E.A1.73.285) Spares for:—							—	—	—	99/1
R 5258	EEAS.143/6H or AS.4526/4	CLIP, pipe, single, 1/4" o/d bonding							2	L72	C	99/11
R 5K/4345976	28D/1010658	Attaching parts for EEAS.143/6H:—										
	28M/1278189	Bolt, 4 BA hex. head							1	—	C	99/3
	5259	Nut, stiff, 4 BA							1	—	C	99/16
R	EEAS.21/2/ER/H or EEAS.239/1CH	Washer, "D"							1	—	C	99/8

HYDRAULIC EQUIPMENT IN PORT WING

Part Number	Description	No. Off	Matl. Spec.	Plate No.	
					1
E.A3.73.831 or E.A3.73.1267 E.A3.73.833 or E.A3.73.1269 -	. . PIPE, coil, assembly, from coupling on bracket at rib 3 to connection on air brake jack, "in" position	1	DTD477	99/19	
	. . PIPE, coil, assembly, from coupling on bracket at rib 3 to banjo connection on air brake jack, "out" position	1	DTD477	99/12	
	. PIPES, HYDRAULIC, ON FIXED FAIRING, ASSEMBLY (E.A3.73.311) Spares for:—	-	-	100/7	
E.A3.73.601	. . ADAPTOR, charging valve and test gauge	1	L65	100/11	
E.A3.73.635	. . BRACKET, special pipe mounting	1	L72	100/3	
EEAS.143/6 or AS.5419/4	. . CLIP, pipe, single, 1/4" o/d	1	L72	100/5	
	Attaching parts for EEAS.143/6:—				
A25/1B	. . Bolt, 4 BA hex. head	1	-	100/1	
A27/BP	. . Nut, 4 BA	1	-	100/6	
AGS.162/B or EEAS.239/2C AS5419/11	. . Washer	1	-	100/2	
	. . Clip, pipe, single, 3/4" o/d	1	L72	100/14	
	Attaching parts for AS.5419/11:—				
A28/1C	. . Bolt, 2 BA hex. head	1	-	100/13	
EEAS.239/2C	. . Washer, "D"	1	-		
E.A3.73.573 or E.A3.73.1237 E.A3.73.599 -	. . PIPE, assembly, from charging valve and test gauge tee-piece to flexible pipe bracket, hydraulic brake "pressure" line	1	DTD323	100/9	
	. . TEE-PIECE, test gauge and charging valve	1	L40	100/12	
	. PIPES, HYDRAULIC, ON RIB E, WHEEL BAY, ASSEMBLY (EA 3.73.529) Spares for:—	-	-	101/11	
EEAS.143/6H or AS.4526/4	. . CLIP, pipe, single, 1/4" o/d bonding	2	L72	101/7	
	Attaching parts for EEAS.143/6/H:—				
A25/1B	. . Bolt, 4BA hex. head	1	-	101/16	
AGS.2001/6/1	. . Nut, stiff, 4 BA	1	-	101/8	
EEAS.21/2/ER/H or EEAS.237/17CH	. . Washer, "D"	1	L72	101/13	
E.A3.73.535 or E.A3.73.1235 -	. . PIPE, assembly, from undercarriage door jack sequence valve to tee coupling at wheel well diaphragm, "open" line	1	DTD323	101/6	
	. PIPES, HYDRAULIC, AT WHEEL WELL BAY DIAPHRAGM, ASSEMBLY (E.A3.73.531) Spares for:—	-	-	101/7	
E.A1.73.181	. . CLIP, thermal relief valve	1	T45	101/2	
	Attaching parts for E.A3.73.181:—				
A25/13C	. . Bolt, 2 BA hex. head	2	-	10/3	
AGS.2001/C/1	. . Nut, stiff, 2 BA	2	-	101/1	
AS.2307/030	. . Tube, distance	2	L62	101/4	
EEAS.143/5/H or AS.4526/3	. . CLIP, pipe, single, 3/16" o/d bonding	3	L72	101/20	
	Attaching parts for EEAS.143/5H:—				
A25/1B	. . Bolt, 4 BA hex. head	1	-	101/24	
AGS.2001/B/1	. . Nut, stiff, 4 BA	1	-	101/19	
EEAS.21/2/ER/H or EEAS.237/17CH	. . Washer, "D"	1	L72	101/21	

SERVICES

HYDRAULIC EQUIPMENT IN PORT WING

Part Number	Description	No. Off	Mati. Spec.	Plate No.
EEAS143/6/H or AS4526/4	. . . CLIP, pipe, single, 1/4" o/d bonding	6	L72	101/26
A25/1B	. . . Attaching parts for EEAS143/6/H:— Bolt, 4BA hex head	1	-	101/28
AGS2001/B/1	. . . Nut, stiff, 4BA	1	-	101/25
EEAS21/2/ER/H or EEAS237/17CH	. . . Washer, 'D'	1	L72	101/27
EA3.73.561 or EA3.73.1241 EA3.73.647	. . . PIPE, assembly, from tee coupling at undercarriage door diaphragm to flexible hose coupling, undercarriage door jack 'down' line	1	DTD323	101/22
EA3.73.649	. . . PIPE, assembly, from tee coupling to thermal relief valve 'down' line	1	DTD323	101/14
-	. . . PIPE, assembly, from thermal relief valve at wheel bay diaphragm to tee coupling on main spar between rib A and b	1	DTD323	101/9
EA1.73.183	. . . PIPES, HYDRAULIC, ON FUSELAGE SIDE WHEEL BAY, ASSEMBLY (EA3.73.815) Spares for:— BODY, banjo, right angled, 1/4" x 3/8" BSP, for undercarriage door jack and sequence valve connection	-	-	101/29
EA1.73.277	. . . BOLT, banjo, cone end, at special fitting	1	S96	101/51
EA3.73.1461	. . . CLIP (Mod 5190) (Pre-Mod 5503)	1	-	101/43
EA3.73.1493	. . . CLIP, hose (Mod 5503) Attachments:—	1	-	
A25/12C	. . . Bolt, 2BA	2	-	101/42
A27/CP	. . . Nut, 2BA plain	2	-	101/52
SP47C	. . . Washer, spring	2	-	101/49
EEAS91/3	. . . CLIP, pipe, double, 3/4" o/d	3	L72	101/44
EEAS143/8/H or AS4526/6	. . . CLIP, pipe, single, 3/8" o/d bonding	5	L72	101/36
A25/1B	. . . Attachments parts for EAS143/8/H:— Bolt, 4BA hex head	1	-	101/53
AGS2001/B/1	. . . Nut, stiff, 4BA	1	-	101/54
EA3.73.551	. . . PIPE, assembly, from banjo fitting at undercarriage door jack hose to variable flow tee coupling, 'closed' line	1	DTD323	101/34
EA3.73.553	. . . PIPE, assembly, from sequence valve to thermal relief valve and transfer valve tee on wing main spar, 'closed' line	1	DTD323	101/38
EA3.73.585	. . . PIPE, assembly, from restrictor valve to tee coupling, undercarriage door jack 'closed' line	1	DTD323	101/47
EA3.73.817	. . . PIPE, assembly, from sequence valve to 4-way coupling on main spar, undercarriage door jack 'closed' line	1	DTD323	101/45
EA3.73.819	. . . PIPE, assembly, from tee coupling to thermal relief valve and transfer valve 4-way coupling 'closed' line	1	DTD323	101/32
EA3.73.855	. . . PIPE, assembly, from restrictor valve to undercarriage jack hose connection, 'closed' line	1	DTD323	101/39
AGS1186/C	. . . Seal, bonded between banjo fitting and banjo bolt	2	-	101/41

AP101B-0417-3A

SERVICES

HYDRAULIC EQUIPMENT IN PORT WING

Part Number	Description	No. Off	Matl. Spec.	Plate No.
EEAS21/2/ER/H or EEAS237/17CH -	. . WASHER, 'D', for bonding clips	5	L72	101/35
	. PIPES, HYDRAULIC, ON MAIN SPARE, UNDER-CARRIAGE BAY, ASSEMBLY (EA3.73.821) Spares for:—	-	-	102/63
EA1.73.107	. . BRACKET, for clip, rib C Attaching parts for EA1.73.107:—	1	L72	102/14
A25/1C	. . Bolt, 2BA hex head	4	-	102/4
A27/CP	. . Nut, 2BA plain	4	-	102/1
AGS162/C	. . Washer, spring	4	-	102/2
EA1.70.71	. . BRACKET, for coupling, rib B Attaching parts for EA1.70.71:—	1	L72	102/52
A25/1C	. . Bolt, 2BA hex head	4	-	103/54
A27/CP	. . Nut, 2BA plain	4	-	102/49
AGS162/C	. . Washer, spring	4	-	102/53
EA3.73.789	. . BRACKET, for pipe and clip, rib B Attaching parts for EA3.73.789:—	1	L72	102/9
A25/1C	. . Bolt, 2BA hex head	4	-	102/8
A27/CP	. . Nut, 2BA plain	4	-	102/3
AGS163/C	. . Washer, spring	4	-	102/6
EA3.73.793	. . BRACKET, transfer valve mounting, rib B Attaching parts for EA3.73.793:—	1	L72	102/19
A25/1C	. . Bolt, 2BA hex head	4	-	102/26
A27/CP	. . Nut, 2BA plain	4	-	102/17
AGS162/C	. . Washer, spring	4	-	102/20
R EA1.73.181	. . CLIP, for thermal relief valve and pipes at ribs A, B, and C (Pre-Mod 5503)	4	T45	102/12
R EA1.73.181	. . CLIP, for thermal relief valve (Mod 5503)	2	-	102/12
R EA3.73.1489	. . CLIP, hose (Mod 5503) Attaching parts for EA1.73.181:—	2	-	102/12A
A25/10C	. . Bolt, 2BA hex head (rib B and C)	2	-	102/13
A25/11C	. . Bolt, 2BA hex head (rib A)	2	-	102/44
AGS2001/C/1	. . Nut, stiff, 2BA (rib A)	2	-	102/45
A27/CP	. . Nut, 2BA plain (rib A)	2	-	102/46
AGS162/C	. . Washer, spring (rib A)	2	-	102/47
SP13/C	. . Washer, 2BA plain (rib A)	2	-	102/48
SP15/C	. . Washer, 2BA plain (rib B and C)	2	-	102/7
EA3.73.797	. . CLIP, transfer valve, rib B Attaching parts for EA3.73.797:—	1	T45	102/39
A25/14C	. . Bolt, 2BA hex head	2	-	102/40
AS5419/11	. . CLIP, pipe, single, 3/4" o/d bonding Attaching parts for AS5419/11:—	3	L72	102/27
A25/2C	. . Bolt, 2BA hex head	1	-	102/24
AGS2001/C/1	. . Nut, stiff, 2BA	1	-	102/23
EEAS21/2/ER/H or EEAS237/17CH	. . Washer, 'D'	1	L72	102/15
EA1.73.177	. . COUPLING, tee, 3/8" x 3/8" x 3/16" BSP	1	L40	102/56

SERVICES

HYDRAULIC EQUIPMENT IN PORT WING

Part Number	Description	No. Off	Matl. Spec.	Plate No.
EA1.73.109	GUARD, for flexible pipe, rib C Attaching parts for EA1.73.109:—	1	L72	102/22
A25/1C	Bolt, 2BA hex head	2	—	102/11
A25/2C	Bolt, 2BA hex head	2	—	102/21
A27/CP	Nut, 2BA plain	4	—	102/16
EA1.73.297	Plate, back	1	L72	102/5
AGS162/C	Washer, spring	4	—	102/18
EA3.73.537	PIPE, assembly, from sequence valve 4-way piece to flexible coupling, undercarriage jack "down" connection	1	DTD323	102/61
EA3.73.543	PIPE, assembly, from 4-way piece at main spar to sequence valve on rib 3, wheel bay, undercarriage door "open" line	1	DTD323	102/33
EA3.73.549 or EA3.73.1233	PIPE, assembly, from coupling inboard of rib A to coupling for flexible pipe at rib B, brake pressure line	1	DTD323	102/50
EA3.73.651	PIPE, assembly, from upper thermal relief valve at rib A to tee coupling between ribs A and B, "return" line	1	DTD323	102/31
EA3.73.729	PIPE, assembly, from coupling inboard of rib A to tee coupling between ribs A and B "return" line	1	DTD323	102/57
EA3.73.803	PIPE, assembly, from 4-way coupling inboard of rib A to transfer valve at rib B, undercarriage jack "up" line	1	DTD323	102/38
EA3.73.807	PIPE, assembly, from transfer valve at rib B to adaptor for flexible pipe at rib C, undercarriage jack "up" line	1	DTD323	102/35
EA3.73.5133	PIPE, assembly, from 4-way coupling inboard of rib A to upper thermal relief valve at rib A	1	DTD323	102/36
R EA3.73.1469	PIPE, assembly from transfer valve to NRV rib A (Mod 5118)	1	—	102/43
R EA3.73.1465	PIPE, assembly NRV rib A to tee piece (Mod 5118)	1	—	102/43A
EA3.73.5139	PIPE, assembly, from tee coupling inboard of rib A to lower thermal relief valve at rib B	1	DTD323	102/59
EA3.73.5141	PIPE, assembly, from 4-way coupling inboard of rib A to outlet side of thermal relief valve at rib A	1	DTD323	102/41
EA1.70.73	WASHER, special, for clips	2	L72	102/55
EEAS21/2/ERH	WASHER, 'D', clip attachments	11	L72	102/28

SERVICES

HYDRAULIC EQUIPMENT IN STARBOARD WING

Part Number	Description	No. Off	Matl. Spec.	Plate No.
-	HYDRAULIC EQUIPMENT IN STARBOARD WING, ASSEMBLY (EA3.73.540)	-	-	
-	Spares for: EQUIPMENT, HYDRAULIC CIRCUIT, ASSEMBLY (EA3.73.201)	-	-	103/35
-	Spares for:			
LOCKHEED AIR40016	. . . ACCUMULATOR, hydraulic	1	-	103/28
LOCKHEED AVA50/E	. . . COUPLING, AVERY, GROUP Consisting of:	1	-	103/15
LOCKHEED AVA55/E FLANGE, half	1	-	103/16
LOCKHEED AVA62/E NUT, tube	1	-	103/17
LOCKHEED AVA54/E UNION, half	1	-	103/18
LOCKHEED AVA52C/C	. . . COUPLING, AVERY, GROUP Consisting of:	1	-	103/21
AVA58/C FLANGE, half	1	-	103/22
AVA62/C NUT, tube	1	-	103/23
AVA57/C UNION, half	1	-	103/24
10069 N & Z or SIS3592	. . . GAUGE, pressure	1	-	103/31
DOWTY ROTOL 0.7017Y/C.01	. . . GAUGE, pressure, Mk.14LL	1	-	
DOWTY ROTOL 0.7016Y/C.01	. . . JACK, operating, main undercarriage (For spares see AP.4515B, Vol.3)	1	-	103/2
DOWTY ROTOL 0.8246Y/C.01	. . . JACK, operating, flap (For spares see AP.4515B, Vol.3)	2	-	98/9
DOWTY ROTOL 0.8246Y/C.01	. . . JACK, operating, main undercarriage door (For spares see AP.4515B, Vol.3)	1	-	103/19
EA3.73.639	. . . JACK, AIR BRAKE, ASSEMBLY Spares for:	1	-	103/43
EA3.20.1195 BLOCK, packing	1	Tufnol	103/42
EA3.20.1189 BRACKET, micro switch mounting	1	-	103/32
DOWTY ROTOL 1.03036.001 JACK, assembly (Mod.4454) (Mod.5101) (For spares see AP.4515A, Vol.3, Part 1, Section 2)	1	-	103/40
EA3.73.303 NUT, special	1	S96	103/38
EA3.20.1191 SHOE, micro switch operating	2	-	103/33

SERVICES

HYDRAULIC EQUIPMENT IN STARBOARD WING

Part Number	1 2 3 4 5 6	Description	No. Off	Mati. Spec.	Plate No.
EA3.20.1187 or EB6.20.819		SLIDE, OPERATING, ASSEMBLY	1	-	103/41
		Spares for:—			
EA3.20.1199		PLATE, rubbing	2	LFS21	103/34
EA3.73.305		WASHER, tab	1	DTD171	103/37
R 4W14/DAS7005/22.4		PIPE, flexible, hydraulic brake (Mod 5190) (Pre-Mod 5503)	1	-	103/11
R 4W14-261-8-8-22.4		PIPE, flexible, hydraulic brake (Mod 5503)	1	-	
R 4W14/DAS7005/63		PIPE, flexible, hydraulic brake (Mod 5190) (Pre-Mod 5503)	1	-	103/9
R 4W14-261-8-8-63.0		PIPE, flexible hydraulic brake (Mod 5503)	1	-	
R 4W14/DAS7005/14		PIPE, flexible, undercarriage door 'open' line (Mod 5190) (Pre-Mod 5503)	1	-	103/29
R 4W14-261-8-8-14.0		PIPE, flexible, undercarriage door 'open' line (Mod 5503)	1	-	
R 4W14/DAS7005/18		PIPE, flexible, undercarriage door 'closed' line (Mod 5190) (Pre-Mod 5503)	1	-	103/30
R 4W14-261-8-8-18.0		PIPE, flexible, undercarriage door 'closed' line (Mod 5503)	1	-	
R 6W14/DAS7005/18		PIPE, flexible, undercarriage 'up' line (Mod 5190) (Pre-Mod 5503)	1	-	103/3
R 6W14-261-8-8-18.0		PIPE, flexible, undercarriage 'up' line (Mod 5503)	1	-	
R 6W14/DAS7005/25		PIPE, flexible, undercarriage 'down' line (Mod 5190) (Pre Mod 5503)	1	-	103/4
R 6W14-261-8-8-25.0		PIPE, flexible, undercarriage 'down' line (Mod 5503)	1	-	
R 6W2/102/8/10/40		PIPE, flexible, engine pump 'delivery' (Mod 5190)	1	-	103/5
R 10W2/121/8/10/40		PIPE, flexible, engine driven pump 'suction' line (Mod 5190)	1	-	103/6
LOCKHEED AIR68000		PUMP, engine driven (For spares see AP4515B, Vol 3)	1	-	103/13
BZ38H		SWITCH, sensitive, type A1	2	-	103/36

SERVICES

HYDRAULIC EQUIPMENT IN STARBOARD WING

Ref. No.	Part No.	Description							No. off	Matl. Spec.	Cl. of Equip. M.R. L.M.	Fig. and Index
		1	2	3	4	5	6	7				
	28Y/15486	H.P. COMP'S A.58							2	—	C	103/12
	27M/615	LOCKHEED AIR.41158							1	—	A	103/10
R	27W/4619632	LOCKHEED UMC.706/4							4	—	A	103/25
	27Q/70291	DOWTY ROTOL 0.6209Y/B.01							1	—	A	103/27
	27Q/70289	DOWTY ROTOL 0.3371Y/B.06							1	—	A	103/20
R	27QM/4143190	DOWTY ROTOL 401Y/J							1	—	A	103/1
R	27QM/4143196	DOWTY ROTOL 401Y/M							1	—	A	103/26
R	27QM/4143197	DOWTY ROTOL 4603Y/Mk.E							2	—	A	103/7
R	27QM/4674311	DOWTY ROTOL 8697Y/Mk. A							1	—	A	103/14
R	27QM/4113203	DOWTY ROTOL 6790Y/Mk.A							1	—	A	103/8

SERVICES

HYDRAULIC EQUIPMENT IN STARBOARD WING

Ref. No.	Part No.	Description	No. off	Matl. Spec.	Cl. of Equip. M.R. L.M.	Fig. and Index
	—	PIPES, HYDRAULIC, TO FLAP JACK, ASSEMBLY (E.A1.73.92) (Alternative to E.K5.73.18) Spares for E.A1.73.92:—	—	—	—	98/16
1242	E.A3.73.773	CLIP, pipe, double, 1/4" o/d	3	L72	C	98/44
		Attaching parts for E.A3.73.773:—				
28D/1010658	A25/1B	Bolt, 4 BA hex. head	1	—	C	98/48
28D/1011006	A25/5B	Bolt, 4 BA hex. head	1	—	C	98/36
28M/9403519	A27/BP	Nut, 4 BA plain	1	—	C	98/40
21198	AS.2807/4/04	Tube, distance	1	L62	LM	98/37
28W/1010155	AGS.162/B	Washer, spring	1	—	C	98/39
5259	EEAS.21/2ER/H or EEAS.239/1CH	Washer, "D"	1	L72	C	98/38
1880	EEAS.91/1	CLIP, pipe, double, 1/4" o/d	10	L72	C	98/31
		Attaching parts for EEAS.91/1:—				
28D/1010658	A25/1B	Bolt, 4 BA hex. head	1	—	C	98/29
28M/9403519	A27/BP	Nut, 4 BA plain	1	—	C	98/33
5259	EEAS.21/2/ER/H or EEAS.239/1CH	Washer, "D"	1	L72	C	98/32
28W/1010155	AGS.162/B	Washer, spring	1	—	C	98/30
5258	EEAS.143/6/H or AS.4526/4	CLIP, pipe, single, 1/4" o/d bonding	4	L72	C	98/35
		Attaching parts for EEAS.143/6/H:—				
28D/1010658	A25/1B	Bolt, 4 BA hex. head	1	—	C	98/34
28M/1278189	AGS.2001/B/1	Nut, stiff, 4 BA	1	—	C	98/42
5259	EEAS.21/2ER/H or EEAS.239/1CH	Washer, "D"	1	L72	C	98/41
870	E.A1.73.94	FAIRLEAD, inner wing, rib 7	1	LFS21	C	98/27
		Attaching parts for E.A1.73.94:—				
28D/1011013	A25/13B	Bolt, 4 BA hex. head	2	—	C	98/25
28M/9403519	A27/BP	Nut, 4 BA plain	2	—	C	98/28
28W/1010155	AGS.162/B	Washer, spring	2	—	C	98/22
871	E.A1.73.92A	PIPE, assembly, from coupling between inner wing rib 1 and 2 to inboard flap jack tee coupling, "down" line	1	DTD323	C	98/14
872	E.A1.73.92B	PIPE, assembly, from coupling between inner wing rib 1 and 2 to inboard flap jack tee coupling, "up" line	1	DTD323	C	98/23
873	E.A1.73.92C	PIPE, assembly, from tee coupling to inboard flap jack between inner wing rib 3 and 4, "up" line	1	DTD323	C	98/20
874	E.A1.73.92D	PIPE, assembly, from tee coupling to inboard flap jack between inner wing rib 3 and 4, "down" line	1	DTD323	C	98/18
875	E.A1.73.92E	PIPE, assembly, from tee coupling between inner wing rib 3 and 4 to coupling inboard of rib 7, "down" line	1	DTD323	C	98/7
876	E.A1.73.92F	PIPE, assembly, from tee coupling between inner wing ribs 3 and 4 to coupling inboard of rib 7, "up" line	1	DTD323	C	98/12
877	E.A1.73.92G	PIPE, assembly, from coupling inboard of inner wing rib 7 to coupling between outer wing rib 1 and 2A, "down" line	1	DTD323	C	98/5
878	E.A1.73.92H	PIPE, assembly, from coupling inboard of inner wing rib 7 to coupling between outer wing 1 and 2A, "up" line	1	DTD323	C	98/3
879	E.A1.73.92J	PIPE, assembly	1	DTD323	C	98/1
880	E.A1.73.92K	PIPE, assembly	1	DTD323	C	98/10

SERVICES
HYDRAULIC EQUIPMENT IN STARBOARD WING

Ref. No.	Part No.	Description	No. off	Matl. Spec.	Cl. of Equip. M.R. L.M.	Fig. and Index
R	—	PIPES, HYDRAULIC, TO FLAP JACK, ASSEMBLY (E.K5.73.18) Spares for E.K5.73.18:—	—	—	—	106A/1
R	E.A3.20.4003	BRACKET	5	—	C	106A/2
R	E.A3.20.4004	BRACKET	1	—	C	106A/3
R	E.A3.20.4006	BRACKET	3	—	C	106A/4
R	E.A3.20.4008	BRACKET	1	—	C	106A/5
R	AS.4525/4	CLIP	6	—	C	106A/6
R	AGS.952/B	COLLAR	2	—	C	106A/7
R	E.B4.73.713	FAIRLEAD, assembly Attaching parts for E.B4.73.713:—	3	—	C	106A/8
R	A25/7C	Bolt, 2 BA	1	—	C	106A/9
R	AGS.2001/C/1	Nut, stiff, 2 BA	1	—	C	106A/10
R	E.A3.73.1115	FAIRLEAD, assembly Attaching parts for E.A5.73.1115:—	2	—	C	106A/11
R	A25/7	Bolt, 2 BA	4	—	C	106A/12
R	AGS.2001/C/1	Nut, stiff, 2 BA	4	—	C	106A/13
R	AS.2811/5/060	Tube, distance	4	—	C	106A/14
R	EEAS.28/8/ER	Washer	4	—	C	106A/15
R	E.A3.20.3993	FAIRLEAD, assembly	6	—	C	106A/16
R	E.A3.20.3997	FAIRLEAD, assembly Attaching parts for E.A3.20.3993 and E.A3.20.3997:—	4	—	C	106A/17
R	A25/8C	Bolt, 2 BA	2	—	C	106A/18
R	AGS.2001/C/1	Nut, stiff, 2 BA	2	—	C	106A/19
R	SP15/C	Washer	2	—	C	106A/20
R	AGS.2097C/3/C	LEAD, bonding	2	—	C	106A/21
R	AGS.2097/C/6/C	LEAD, bonding	2	—	C	106A/22
R	AGS.1142/B	NIPPLE	4	—	C	106A/23
R	AGS.1170/B	NIPPLE	6	—	C	106A/24
R	E.A3.73.1098	PIPE, assembly	1	DTD5019	C	106A/25
R	E.A3.73.1100	PIPE, assembly	1	DTD5019	C	106A/26
R	E.A3.73.1094	PIPE, assembly	1	DTD5019	C	106A/27
R	E.A3.73.1096	PIPE, assembly	1	DTD5019	C	106A/28
R	E.A3.73.1127	PIPE, assembly	1	DTD5019	C	106A/29
R	E.A3.73.1129	PIPE, assembly	1	DTD5019	C	106A/30
R	E.A3.73.1102	PIPE, assembly	1	DTD5019	C	106A/31
R	E.A3.73.1104	PIPE, assembly	1	DTD5019	C	106A/32
R	E.A3.73.1106	PIPE, assembly	1	DTD5019	C	106A/33
R	E.A3.73.1108	PIPE, assembly	1	DTD5019	C	106A/34
R	E.A3.73.1131	PIPE, assembly	1	DTD5019	C	106A/35
R	E.A3.73.1133	PIPE, assembly	1	DTD5019	C	106A/36
R	E.A3.73.1137	PIPE, assembly	1	DTD5019	C	106A/37
R	E.A3.73.1141	PIPE, assembly	1	DTD5019	C	106A/38
R	E.A3.73.1145	PIPE, assembly	1	DTD5019	C	106A/39
R	E.A3.73.1149	PIPE, assembly	1	DTD5019	C	106A/40
R	E.A3.73.1113	PLATE, doubling	2	—	C	106A/41
R	AGS.1115/2	PLATE, washer	4	—	C	106A/42
R	AGS.954/B	SLEEVE, outer	2	—	C	106A/43
R	AGS.1113/B	UNION, bulkhead Attaching parts for AGS.1113/B:—	4	—	C	106A/44
R	A25/2B	Bolt, 4 BA	6	—	C	106A/45
R	A27/BP	Nut, 4 BA	6	—	C	106A/46
R	EEAS.20/2/ER	Tab, locking	1	—	C	106A/47
R	SP.13/B	Washer	6	—	C	106A/48

SERVICES
HYDRAULIC EQUIPMENT IN STARBOARD WING

Ref. No.	Part No.	Description	No. off	Matl. Spec.	Cl. of Equip. M.R. L.M.	Fig. and Index

Restricted

Page NAD4						
SERVICES						
HYDRAULIC EQUIPMENT IN STARBOARD WING						
Ref. No.	Part No.	Description	No. off	Matl. Spec.	Cl. of Equip. M.R. L.M.	Fig. and Index
	—	PIPES, HYDRAULIC, FOR AIR BRAKE, CENTRE WING, ASSEMBLY (E.A1.73.282) Spares for:—	—	—	—	99/32
5258	EEAS.143/6/H or 5K/4345976	CLIP, pipe, single, 1/4" o/d, bonding	14	L72	C	99/35
		Attaching parts for EEAS.143/6/H:—				
28D/1010658	A25/1B	Bolt, 4 BA hex. head	1	—	C	99/33
28M/1278189	AGS.2001/B/1	Nut, stiff, 4 BA (at rib 2)	1	—	C	99/36
28M/9403519	A27/BP	Nut, 4 BA plain	1	—	C	99/44
28W/1010155	AGS.162/B	Washer, spring	1	—	C	99/41
5259	EEAS.21/2/ER/H or EEAS.239/1CH	Washer, "D"	1	L72	C	99/34
935	E.A1.73.282A or E.A3.73.1244	PIPE, assembly, from fuselage frame 22 to coupling between inner wing 3 and 4, "in" line	1	DTD323	C	99/40
936	E.A1.73.282B or E.A3.73.1246	PIPE, assembly, from fuselage frame 22 to coupling between inner wing 3 and 4, "out" line	1	DTD323	C	99/43
1638	E.A1.73.282E or E.A3.73.1248	PIPE, assembly, from coupling between inner wing ribs 3 and 4 to coupling inboard of rib 7, "in" line	1	DTD323	C	99/28
1639	E.A1.73.282F or E.A3.73.1250	PIPE, assembly, from coupling between inner wing ribs 3 and 4 to coupling inboard of rib 7, "out" line	1	DTD323	C	99/38
	—	PIPES, HYDRAULIC, FOR AIR BRAKE, OUTER WING, ASSEMBLY (E.A1.73.284) Spares for:—	—	—	—	99/22
5258	EEAS.143/6/H or 5K/4345976	CLIP, pipe, single, 1/4" o/d, bonding	18	L72	C	99/47
		Attaching parts for EEAS.143/6/H:—				
28D/1010658	A25/1B	Bolt, 4 BA hex. head	1	—	C	99/50
28D/1008149	A25/2B	Bolt, 4 BA hex. head (outer wing rib 1)	1	—	C	99/49
28M/1278189	AGS.2001/B/1	Nut, stiff, 4 BA (outer wing rib 1)	1	—	C	99/51
28M/9403519	A27/BP	Nut, 4 BA plain	1	—	C	99/45
5259	EEAS.21/2/ER/H or EEAS.239/1CH	Washer, "D"	1	L72	C	99/48
28W/1010155	AGS.162/B	Washer, spring	1	—	C	99/46
945	E.A1.73.284C or E.A3.73.1252	PIPE, assembly, from coupling between outer wing rib 1 and 2A to coupling between ribs 2 and 2B, "in" line	1	DTD323	C	99/15
946	E.A1.73.284D or E.A3.73.1254	PIPE, assembly, from coupling between outer wing ribs 1 and 2A to coupling between ribs 2 and 2B, "out" line	1	DTD323	C	99/26

Restricted

SERVICES
HYDRAULIC EQUIPMENT IN STARBOARD WING

Ref. No.	Part No.	Description							No. off	Matl. Spec.	Cl. of Equip. M.R. L.M.	Fig. and Index
		1	2	3	4	5	6	7				
947	E.A.1.73.284E or E.A.3.73.1256	PIPE, assembly, from coupling between outer wing ribs 2 and 2B to coupling between outer wing ribs 3 and 3A, "in" line							1	DTD323	C	99/10
948	E.A.1.73.284F or E.A.3.73.1258	PIPE, assembly, from coupling between outer wing ribs 2 and 2B to coupling between outer wing ribs 3 and 3A, "out" line							1	DTD323	C	99/24
949	E.A.1.73.284G or E.A.3.73.1260	PIPE, assembly, from coupling between outer wing ribs 3 and 3A to coupling at bracket on rib 3, "out" line							1	DTD323	C	99/5
950	E.A.1.73.284H or E.A.3.73.1262	PIPE, assembly, from coupling between outer wing ribs 3 and 3A to coupling at bracket on rib 3, "in" line							1	DTD323	C	99/7
1985	E.A.1.73.284J or E.A.3.73.1264	PIPE, assembly, from coupling inboard of inner wing rib 7 to coupling between outer wing ribs 1 and 2A, "out" line							1	DTD323	C	99/30
1986	E.A.1.73.284K or E.A.3.73.1266	PIPE, assembly, from coupling inboard of inner wing rib 7 to coupling between outer wing ribs 1 and 2A, "in" line							1	DTD323	C	99/18
	—	PIPES, HYDRAULIC, FOR AIR BRAKE ON RIB 3, OUTER WING, ASSEMBLY (E.A.1.73.286) Spares for:—							—	—	—	99/2
5258	EEAS.143/6/H or 5K/4345976	CLIP, pipe, single, 1/4" o/d bonding							2	L72	C	99/11
28D/1010658	A25/1B	Attaching parts for EEAS.143/6/H:— Bolt, 4 BA hex. head							1	—	C	99/3
28M/1278189	AGS.2001/B/1	Nut, stiff, 4 BA							1	—	C	99/16
5259	EEAS.21/2/ER/H or EEAS.239/1CH	Washer, "D"							1	L72	C	99/8
5243	E.A.3.73.832 or E.A.3.73.1268	PIPE, coil, assembly, from coupling on bracket at rib 3 to connection on air brake jack, "in" position							1	DTD477	C	99/20
5245	E.A.3.73.834 or E.A.3.73.1270	PIPE, coil, assembly, from coupling on bracket at rib 3 to banjo connection on air brake jack, "out" position							1	DTD477	C	99/13
	—	PIPES, HYDRAULIC, ON FIXED FAIRING, ASSEMBLY (E.A.3.73.312) Spares for:—							—	—	—	100/8
1875	E.A.3.73.601	ADAPTOR, charging valve and test gauge							1	L65	C	100/11
2458	E.A.3.73.636	BRACKET, special, pipes mounting							1	L72	C	100/4
5542	EEAS.143/6 or 28E/9130611	CLIP, pipe, single, 1/4" o/d							1	L72	C	100/5
28D/1010658	A25/1B	Attaching parts for EEAS.143/6:— Bolt, 4 BA hex. head							1	—	C	100/1
28M/9403519	A27/BP	Nut, 4 BA plain							1	—	C	100/6
28W/1010155	AGS.162/B or EEAS.237/17CH	Washer, spring							1	—	C	100/2
R 28E/9130692	AS.5419/11	CLIP, pipe, single, 3/4" o/d							1	L72	C	100/14
R	A28/1C	Attaching parts for AS.5419/11:— Bolt, 2 BA hex. head							1	—	C	100/13
R	EEAS.239/2C	Washer, 'D'							1	—	C	

SERVICES

HYDRAULIC EQUIPMENT IN STARBOARD WING

Ref. No.	Part No.	Description	No. off	Mtrl. Spec.	Cl. of Equip. M.F. L.M.	Fig. and Index
1746	E.A3.73.574 or E.A3.73.1238	PIPE, assembly, from charging valve and test gauge tee-piece to flexible pipe bracket hydraulic brake "pressure" line	1	DTD323	C	100/10
1876	E.A3.73.599	TEE-PIECE, test gauge and charging valve	1	L40	C	100/12
	—	PIPES, HYDRAULIC, ON RIB E, WHEEL BAY, ASSEMBLY (E.A3.73.530)	—	—	—	101/12
		Spares for:—				
5258	EEAS.143/6H	CLIP, pipe, single, 1/4" o/d, bonding	2	L72	C	101/7
	or					
R 5K/4345976	AS.4526/4					
		Attaching parts for EEAS.143/6H:—				
28D/1010658	A25/1B	Bolt, 4 BA hex. head	1	—	C	101/16
28M/1278189	AGS.2001/B/1	Nut, stiff, 4 BA	1	—	C	101/8
5259	EEAS.21/2/ER/H	Washer, "D"	1	L72	C	101/13
	or					
R	EEAS.237/17CH					
2008	E.A3.73.536 or E.A3.73.1236	PIPE, assembly, from undercarriage door jack sequence valve to tee coupling at wheel well diaphragm, "open" line	1	DTD323	C	101/5
	—	PIPES, HYDRAULIC, AT WHEEL WELL BAY DIAPHRAGM, ASSEMBLY (E.A3.73.532)	—	—	—	101/18
		Spares for:—				
829	E.A1.73.181	CLIP, thermal relief valve	1	T45	C	101/2
		Attaching parts for E.A1.73.181:—				
28D/9133014	A25/13C	Bolt, 2 BA hex. head	2	—	C	101/3
28M/1278190	AGS.2001/C/1	Nut, stiff, 2 BA	2	—	C	101/1
	AS.2307/030	Tube, distance	2	L62	LM	101/4
5260	EEAS.143/5/H	CLIP, pipe, single, 3/16" o/d bonding	3	L72	C	101/20
	or					
R 5K/6323922	AS.4526/3					
		Attaching parts for EEAS.143/5/H:—				
28D/1010658	A25/1B	Bolt, 4 BA hex. head	1	—	C	101/24
28M/1278189	AGS.2001/B/1	Nut, stiff, 4 BA	1	—	C	101/19
5259	EEAS.21/2/ER/H	Washer, "d"	1	L72	C	101/21
	or					
R	EEAS.237/17CH					
5258	EEAS.143/6H	CLIP, pipe, single, 1/4" o/d bonding	6	L72	C	101/26
	or					
5K/4345976	AS.4526/4					
		Attaching parts for EEAS.143/6H:—				
28D/1010658	A25/1B	Bolt, 4 BA hex. head	1	—	C	101/28
28M/1278189	AGS.2001/B/1	Nut, stiff, 4 BA	1	—	C	101/25
5259	EEAS.21/2/ER/H	Washer, "D"	1	L72	C	101/27
	or					
R	EEAS.239/17CH					
908	E.A3.73.662 or E.A3.73.1242	PIPE, assembly, from tee coupling at undercarriage door diaphragm to flexible hose coupling, undercarriage door jack "down" line	1	DTD323	C	101/23
4526	E.A3.73.648	PIPE, assembly, from tee coupling to thermal relief valve, "down" line	1	DTD323	C	101/15
4527	E.A3.73.650	PIPE, assembly, from thermal relief valve at wheel bay diaphragm to tee coupling on main spar between ribs A and B	1	DTD323	C	101/10

AP101B-0417-3A

SERVICES

HYDRAULIC EQUIPMENT IN STARBOARD WING

Part Number	Description	No. Off	Matl. Spec.	Plate No.						
					1	2	3	4	5	6
-	PIPES, HYDRAULIC, ON FUSELAGE SIDE, WHEEL BAY, ASSEMBLY (EA3.73.816) Spares for:—	-	-	101/30						
EA1.73.183	BODY, banjo, right angled, 1/4" x 3/8" BSP, for undercarriage door jack and sequence valve connections	1	L65	101/50						
EA1.73.277	BOLT, banjo, cone end, at special banjo fitting	1	S96	101/51						
EA3.73.1461	CLIP (Mod 5190) (Pre-Mod 5503)	1	-	101/43						
EA3.73.1493	CLIP, hose (Mod 5503) Attachments:—	1	-							
A25/12C	Bolt, 2BA	2	-	101/42						
A27/CP	Nut, 2BA, plain	2	-	101/52						
SP47/C	Washer, spring	2	-	101/49						
EEAS91/3	CLIP, pipe, double, 3/8" o/d	3	L72	101/44						
EEAS143/8/H or AS4526/6	CLIP, pipe, single 3/8" o/d bonding Attachments:—	5	L72	101/36						
A25/1B	Bolt, 4BA hex head	1	-	101/53						
AGS2001/B/1	Nut, stiff, 4BA	1	-	101/54						
EA3.73.552	PIPE, assembly, from banjo fitting at undercarriage door jack hose to variable flow tee coupling 'closed' line	1	DTD323	101/33						
EA3.73.554	PIPE, assembly, from sequence valve to thermal relief valve tee at wing main spar, 'closed' line	1	DTD323	101/37						
EA3.73.586	PIPE, assembly, from restrictor valve to tee coupling, undercarriage door jack 'closed' line	1	DTD323	101/48						
EA3.73.818	PIPE, assembly, from sequence valve to 4-way coupling at main spar, undercarriage door 'closed' line	1	DTD323	101/46						
EA3.73.820	PIPE, assembly, from tee coupling to thermal relief valve and transfer valve 4-way coupling, 'closed' line	1	DTD323	101/31						
EA3.73.856	PIPE, from restrictor valve to undercarriage jack hose connection, 'closed' line	1	DTD323	101/40						
AGS1186/C	SEAL, bonded, between banjo fitting and banjo bolt	2	-	101/41						
EEAS21/2/ER/H or EEAS237/17CH	WASHER, 'D', for bonding clips	5	L72	101/35						
R - R R R	PIPE, HYDRAULIC, ON MAIN SPAR UNDER-CARRIAGE BAY, ASSEMBLY (EA3.73.822) Spares for:—	-	-	102/64						
EA1.73.107	BRACKET, for clip, rib C Attaching parts for EA1.73.107:—	1	-	102/14						
A25/1C	Bolt, 2BA hex head	4	-	102/4						
A27/CP	Nut, 2A plain	4	-	102/1						
AGS162/C	Washer, spring	4	-	102/2						
EA1.70.71	BRACKET, for coupling, rib B Attaching parts for EA1.70.71:—	1	-	102/52						
A25/1C	Bolt, 2BA hex head	4	-	102/54						
A27/CP	Nut, 2BA plain	4	-	102/49						
AGS162/C	Washer, spring	4	-	102/53						

SERVICES

HYDRAULIC EQUIPMENT IN STARBOARD WING

Part Number	1 2 3 4 5 6	Description	No. Off	Matl. Spec.	Plate No.
EA3.73.790		BRACKET, for pipe and clip, rib B Attaching parts for EA3.73.790:—	1	L72	102/10
A25/1C		Bolt, 2BA hex head	4	-	102/8
A27/CP		Nut, 2BA plain	4	-	102/3
AGS162/C		Washer, spring	4	-	102/6
EA3.73.793		BRACKET, transfer valve mounting, rib B, assembly Attaching parts for EA3.73.793:—	1	L72	102/19
A25/1C		Bolt, 2BA hex head	4	-	102/26
A27/CP		Nut, 2BA plain	4	-	102/17
AGS162/C		Washer, spring	4	-	102/20
EA1.73.181		CLIP, for thermal relief valves and pipes, ribs A, B and C (Pre-Mod 5503)	4	145	102/12
EA1.73.181		CLIP, for thermal relief valve (Mod 5503)	2	-	102/12
EA3.73.1489		CLIP, hose (Mod 5503) Attaching parts for EA1.73.181:—	2	-	102/12A
A25/10C		Bolt, 2BA hex head (ribs B and C)	2	-	102/13
A25/11C		Bolt, 2BA hex head (rib A)	2	-	102/44
AGS2001/C/1		Nut, stiff, 2BA (rib A)	2	-	102/45
A27/CP		Nut, 2BA plain (rib A, B)	2	-	102/46
AGS162/C		Washer, spring (rib A)	2	-	102/47
SP13/C		Washer, 2BA plain (rib A)	2	-	102/48
SP15/C		Washer, 2BA plain (ribs B and C)	2	-	102/7
EA3.73.797		CLIP, transfer valve, rib B Attaching parts for EA3.73.979:—	1	T45	102/39
A25/14C		Bolt, 2BA hex head	2	-	102/40
AS5419/11		CLIP, pipe, single, 3/4" o/d, bonding Attaching parts for AS5419/11:—	4	L72	102/27
A25/2C		Bolt, 2BA hex head	1	-	102/24
AGS2001/C/1		Nut, stiff, 2BA	1	-	102/23
EEAS21/2/ER/H or EEAS239/17CH		Washer, "D"	1	L72	102/15
EA1.73.177		COUPLING, tee, 3/8" x 3/8" x 3/16" BSP	1	L40	102/56
EA1.73.109		GUARD, for flexible pipe, rib C Attaching parts for EA1.73.109:—	1	L72	102/22
A25/1C		Bolt, 2BA hex head	2	-	102/11
A25/2C		Bolt, 2BA hex head	2	-	102/21
A27/CP		Nut, 2BA plain	4	-	102/16
EA1.73.297		Plate, back	1	L72	102/5
AGS162/C		Washer, spring	4	-	102/18
EA3.73.538		PIPE, assembly, from sequence valve 4-way piece to flexible coupling, undercarriage jack "down" connection	1	DTD323	102/62
EA3.73.937		PIPE, assembly, from sequence valve 4-way piece at main spar to sequence valve, "down" line	1	DTD323	102/34
EA3.73.550 or EA3.73.1234		PIPE, assembly, from coupling inboard of rib A to coupling for flexible pipe at rib B, brake "pressure" line	1	DTD323	102/51
EA3.73.652		PIPE, assembly, from upper thermal relief valve at rib A to tee coupling between ribs A and B, "return" line	1	DTD323	102/32

SERVICES
HYDRAULIC EQUIPMENT IN STARBOARD WING

Ref. No.	Part No.	Description							No. off	Matl. Spec.	Cl. of Equip. M.R. L.M.	Fig. and Index
		1	2	3	4	5	6	7				
5536	E.A3.73.730								1	DTD323	C	102/58
5538	E.A3.73.805								1	DTD323	C	102/29
6639	E.A3.73.808								1	DTD323	C	102/30
41174	E.A3.73.5134								1	DTD323	C	102/37
R 6119447	EA3.73.1471								1	—	C	102/25
R 6119448	EA3.73.1467								1	—	C	102/25A
41178	E.A3.73.5140								1	DTD323	C	102/60
41180	E.A3.73.5142								1	DTD323	C	102/42
6062	E.A1.70.73								2	L72	C	102/55
5259	EEAS.21/2/ER/H								11	L72	C	102/28

SERVICES

HYDRAULIC EQUIPMENT IN INNER WING LEADING EDGE, PORT

Ref. No.	Part No.	Description	No. off	Matl. Spec.	Cl. of Equip. M.R. L.M.	Fig. and Index
	—	HYDRAULIC EQUIPMENT IN INNER WING LEADING EDGE, PORT, ASSEMBLY (E.A3.04.10911)	—	—	—	104/8
		Spares for:—				
886	E.A1.73.189	BODY, banjo, for flexible connection at Lockheed hydraulic pump, "delivery" line	1	L40	C	104/20
37585	E.A1.73.403	BODY, banjo, for flexible connection at Lockheed hydraulic pump, "suction" line	1	DTD423	C	104/29
881	E.A1.73.191	BOLT, banjo, at Lockheed hydraulic pump, "suction" line	1	S95	C	104/27
882	E.A1.73.193	BOLT, banjo, at Lockheed hydraulic pump, "delivery" line	1	S96	C	104/21
5348	EEAS.143/8/H or AS.4525/6	CLIP, pipe, single, 3/8" o/d, bonding	1	L72	C	104/15
R 5K/4345964		Attaching parts for EEAS.143/8/H:—				
28D/1010658	A25/1B	Bolt, 4 BA hex. head	1	—	C	104/16
28M/1278189	AGS.2001/B/1	Nut, stiff, 4 BA	1	—	C	104/17
5259	EEAS.21/2/ER/H or EEAS.237/17CH	Washer, "D"	2	L72	C	104/18
5501	EEAS.143/19 or AS.4526/6	CLIP, pipe, single, 3/8" o/d	1	L72	C	104/25
5K/4345977		Attaching parts for EEAS.143/19:—				
28D/1200119	A25/4C	Bolt, 2 BA hex. head	1	—	C	104/19
28M/1278190	AGS.2001/C/1	Nut, stiff, 2 BA	1	—	C	104/31
	AS.2307/025	Plate, distance	1	—	—	104/26
28W/9419475	SP15/C	Washer, 2 BA plain	1	—	C	104/28
5259	EEAS.21/2/ER/H or EEAS.237/17CH	Washer, "D"	1	L72	C	104/23
17529	EEAS.143/23 or AS.4526/10	CLIP, pipe, single, 5/8" o/d	1	L72	C	104/10
5K/4345979		Attaching parts for EEAS.143/23:—				
28D/9436920	A25/1C	Bolt, 2 BA hex. head	1	—	C	104/11
28M/1278190	AGS.2001/C/1	Nut, stiff, 2 BA	1	—	C	104/12
28W/9419475	SP15/C	Washer, 2 BA plain	1	—	C	104/13
5523	EEAS.143/23/H or AS.4526/10	CLIP, pipe, single, 5/8" o/d, bonding	1	L72	C	104/30
5K/4345979		Attaching parts for EEAS.143/23/H:—				
28D/9436920	A25/1C	Bolt, 2 BA hex. head	1	—	C	104/22
28M/1278190	AGS.2001/C/1	Nut, stiff, 2 BA	1	—	C	104/32
9763	E.A3.73.55 or EEAS.239/2CH	Washer, "D"	2	L72	C	104/24
30965	E.A3.73.915	COUPLING, pipe	1	S91	C	104/6
884	E.A1.73.251	FAIRLEAD, at diaphragm between ribs 2 and 3	2	LFS21	C	104/3
1414	E.A1.73.252	FAIRLEAD, at diaphragm between ribs 2 and 3	2	LFS21	C	104/1
		Attaching parts for E.A1.73.251 and E.A1.73.252:—				
28D/1017157	A25/25C	Bolt, 2 BA hex. head	2	—	C	104/5
R 28M/4095911	A29/CP	Nut, 2 BA plain	2	—	C	104/2
17508	AS.2810/5/143	Tube, distance	2	L62	LM	104/4
6888	E.B6.73.191	PIPE, assembly, from coupling inboard of rib 1 to coupling at rib 2, "suction" line	1	L56	C	104/7
30978	E.A4.73.283	PIPE, assembly, from coupling inboard of rib 1 to coupling at rib 2, "delivery" line	1	—	C	104/14
981	EEAS.20/2/DR	TAB, locking	4	L72	C	104/9

SERVICES

HYDRAULIC EQUIPMENT IN INNER WING LEADING EDGE, PORT

Ref. No.	Part No.	1 2 3 4 5 6 7	Description	No. of	Matl. Spec.	Cl. of Equip. M.R. L.M.	Fig. and Index

HYDRAULIC EQUIPMENT IN INNER WING LEADING EDGE, STARBOARD

Ref. No.	Part No.	Description	1 2 3 4 5 6 7							No. off	Matl. Spec.	Cl. of Equip. M.R. L.M.	Fig. and Index
		HYDRAULIC EQUIPMENT IN INNER WING LEADING EDGE, STARBOARD, ASSEMBLY (E.A3.04.10907)										105/42	
		Spares for:—											
886	E.A1.73.189	BODY, banjo, for flexible connection at Lockheed hydraulic pump, "delivery" line							1	L40	C	105/14	
37585	E.A1.73.403	BODY, banjo, for flexible connection at Lockheed hydraulic pump, "suction" line							1	L65	C	105/30	
881	E.A1.73.191	BOLT, banjo, at Lockheed hydraulic pump, "suction line"							1	S96	C	105/41	
882	E.A1.73.193	BOLT, banjo, at Lockheed hydraulic pump, "delivery" line							1	S96	C	105/15	
15210	E.A2.75.413	BRACKET, clamp mounting, at cabin air non-return valve inboard engine rib							1	MS	C	105/10	
5157	E.A2.75.415	CLAMP, for Lockheed hydraulic pump flexible pipes at inboard engine rib							2	LFS21	C	105/1	
		Attaching parts for E.A2.75.415:—											
28D/1011022	A25/18C	Bolt, 2 BA hex. head							3	—	C	105/6	
28M/1278190	AGS.2001/C/1	Nut, stiff, 2 BA							3	—	C	105/4	
28W/9419402	SP13/C	Washer, 2 BA plain							3	—	C	105/5	
2340	E.A3.73.281	CLIP, half, accumulator mounting							2	L72	C	105/48	
		Attaching parts for E.A3.73.281:—											
28D/9133011	A25/2C	Bolt, 2 BA hex. head							4	—	C	105/45	
28W/9419402	SP13/C	Washer, 2 BA plain							4	—	C	105/46	
30966	E.A3.73.905	CONE, tee, cut out valve junction pipe							1	S91	C	105/19	
	or												
36815	E.A3.73.919	CONE, tee							1	S91 or S93	C	105/20	
30967	E.A3.73.907	COUPLING, flanged bulkhead cone union, rib 1, "delivery" line							1	S91	C	105/24	
		Attaching parts for E.A3.73.907:—											
28D/9133011	A25/2C	Bolt, 2 BA hex. head							6	—	C	105/43	
28M/1278190	AGS.2001/C/1	Nut, stiff, 2 BA							6	—	C	105/40	
28W/9419402	SP13/C	Washer, 2 BA plain							6	—	C	105/37	
28F/9128929	AGS.1115/4	Washer, plate							1	—	C	105/31	
2364	E.A2.73.111	ELBOW, union, pressure gauge connection, assembly							1	—	C	105/35	
891	E.A1.73.199	FAIRLEAD, at rib 1							1	LFS21	C	105/9	
		Attaching parts for E.A1.73.199:—											
28D/9133012	A25/3C	Bolt, 2 BA hex. head							6	—	C	105/21	
28M/1278190	AGS.2001/C/1	Nut, stiff, 2 BA							6	—	C	105/11	
28W/9419402	SP13/C	Washer, 2 BA plain							6	—	C	105/12	
5037	E.A1.73.293	FAIRLEAD, clamp, rib 2							1	BSS216	C	105/3	
		Attaching parts for E.A1.73.293:—											
28D/9435710	A25/11C	Bolt, 2 BA hex. head							2	—	C	105/2	
28M/1278190	AGS.2001/C/1	Nut, stiff, 2 BA							2	—	C	105/8	
28W/9419402	SP13/C	Washer, 2 BA plain							2	—	C	105/7	

Page NAF2		SERVICES					
HYDRAULIC EQUIPMENT IN INNER WING LEADING EDGE, STARBOARD							
Ref. No.	Part No.	Description	No. off	Matl. Spec.	Cl. of Equip. M.R. L.M.	Fig. and Index	
							1
6889	E.A1.73.385	FAIRLEAD, rib 2	1	LFS21	C	105/47	
		Attaching parts for E.A1.73.385:—					
28D/9140644	A25/9C	Bolt, 2 BA hex. head	2	—	C	105/44	
28M/1278190	AGS.2001/C/1	Nut, stiff, 2 BA	2	—	C	105/50	
28W/9419402	SP13/C	Washer, 2 BA plain	2	—	C	105/49	
904	E.A1.73.96Q	PIPE, assembly, from Avery coupling to coupling at	1	L56	C	105/22	
		rib 1, "suction" line					
6896	E.B7.73.61	PIPE, assembly, from cut-out valve to accumulator	1	DTD323	C	105/17	
		and non-return valve tee cone,					
		"pressure" line					
6897	E.B7.73.65	PIPE, assembly, from accumulator to tee cone,	1	DTD323	C	105/36	
		"pressure" line					
6898	E.B7.73.69	PIPE, assembly, from pressure gauge cone tee to	1	DTD323	C	105/33	
		pressure gauge					
R 6899	E.B7.73.71 or	PIPE, assembly, from pressure gauge cone tee to	1	DTD323	C	105/29	
	E.B7.73.5213	charging valve					
R 6900	E.B7.73.73 or	PIPE, assembly, from accumulator to coupling at rib 1 ...	1	DTD323	C	105/23	
	E.B7.73.5215						
R 6904	E.B6.73.175 or	PIPE, assembly, from coupling at rib 1 to charging	1	DTD323	C	105/27	
	E.B7.73.5217	valve and pressure gauge cone tee					
6903	E.B6.73.181	PIPE, assembly, from coupling inboard of rib 1 to	1	DTD323	C	105/39	
		coupling between rib 1 and 2, "return" line					
6895	E.B6.73.183	PIPE, assembly, from coupling between ribs 1 and 2	1	DTD323	C	105/18	
		to cut-out valve, "return" line					
6901	E.B6.73.185	PIPE, assembly, from accumulator tee cone inboard	1	DTD323	C	105/36	
		of rib 2 to non-return valve inboard of					
		rib 1, "pressure" line					
30960	E.A3.73.895	PIPE, assembly, from Avery coupling to non-return	1	T55	C	105/16	
		valve inboard of rib 3, "delivery" line					
30961	E.A3.73.897	PIPE, assembly, from non-return valve to cut-out valve ..	1	T55	C	105/25	
		tee between ribs 2 and 3					
30962	E.A3.73.899	PIPE, assembly, from tee to cut-out valve between	1	T55	C	105/32	
		ribs 2 and 3					
30963	E.A3.73.901	PIPE, assembly, from cut-out valve tee between ribs 2 ...	1	T55	C	105/28	
		and 3 to non-return valve between ribs					
		1 and 2					
30964	E.A3.73.903	PIPE, assembly, from non-return valve to coupling	1	T55	C	105/34	
		at rib 1					
980	EEAS.20/1/DR	TAB, locking	4	L72	C	105/38	
981	EEAS.20/2/DR	TAB, locking	7	L72	C	105/13	

SERVICES
NITROGEN PRESSURISING OF WAVEGUIDES AND CO-AXIAL CABLES
IN FRONT FUSELAGE

Part Number	Description	No. Off	Mati. Spec.	Plate No.
				1 2 3 4 5 6
-	NITROGEN PRESSURISING OF WAVEGUIDES AND CO-AXIAL CABLES IN FRONT FUSELAGE, ASSEMBLY (EG7.79.43)	-	-	64/6
-	Spares for: PANEL, NITROGEN CHARGING, INSTALLATION (EG7.79.5)	-	-	64/7
-	Spares for:			
EG7.79.37	BRACKET, mounting, assembly	2	L72	65/29
6D/641	LABEL, 'N.R.V., Mk.1, 6D/427'	2	-	65/32
EG7.79.11	PANEL, NITROGEN CHARGING, ASSEMBLY	1	-	65/13
-	Spares for:			
EG7.79.163	CLAMP	1	L72	64/26
-	Attaching parts for EG7.79.163:			
A25/13C	Bolt, 2BA hex. head	2	-	64/24
EG7.79.165	Plate, radius	2	L72	64/25
R 6A/1051033	GAUGE, pressure, Mk.14H, 0-200 lb/sq. in. Attaching parts for 6A/1051033:	1	-	65/19
A113/1/2B	Bolt, 6 UNC mushroom head	4	-	65/15
SP47/B	WASHER, 4BA spring	4	-	65/16
R SIS3592	GAUGE, pressure, Mk.14LL	1	-	65/34
or				
R 10069 N & Z	GAUGE, pressure, Attaching parts for SIS3592 or 10069 N & Z:	1	-	
A113/1/2B	Bolt, 6 UNC mushroom head	4	-	65/24
or				
AS1246/1/2B	Bolt, 4BA round head	4	-	65/25
SP47/B	Washer, 4BA spring	4	-	65/26
R 6A/4333080	GAUGE, pressure, Mk.14Q, 0-50 lb/sq. in. Attaching parts for 6A/4333080:	2	-	65/4
A113/1/2B	Bolt, 6 UNC, mushroom head	4	-	65/11
SP47/B	Washer, 4BA spring	4	-	65/12
EG7.79.169	PACKING, for valve at clamp, 1/16" thick (Make from 32B/1206530)	1	Langite	64/22
EG7.79.41	PACKER, charging valve adaptors	2	L65 or L72	65/35
EG7.79.13	PANEL, ASSEMBLY	1	-	65/14
-	Spares for:			
EG7.79.161	BLOCK, mounting	1	Tufnol	64/23
EG7.79.25	LABEL, 'NITROGEN CHARGING'	1	-	65/20
EG7.79.27	LABEL, 'NITROGEN PRESS'	1	-	65/23
EG7.79.29	LABEL, 'CO-AX PRESS'	1	-	65/30
EG7.79.31	LABEL, 'WAVEGUIDE PRESS'	1	-	65/33
EG7.79.33	LABEL, 'BRAKE ACC. PRESS'	1	-	65/27
EG7.79.35	LABEL, 'BRAKE ACC. CHARGING'	1	-	65/21
EG7.79.171	LABEL, 'CAUTION'	1	L72	64/9

SERVICES
NITROGEN PRESSURISING OF WAVEGUIDES AND CO-AXIAL CABLES
IN FRONT FUSELAGE

Part Number	Description	No. Off	Mati. Spec.	Plate No.
EG7.79.177 LABEL, 'NITROGEN'	1	-	64/14
AS2307-05 TUBE, distance	1	-	65/1
H.P. COMP'S A58 VALVE, brake accumulator charging	1	-	65/17
H.P. COMP'S A190/Mk.2 VALVE, nitrogen charging	1	-	65/18
ADAMS BNA3 VALVE, nitrogen, 'ON/OFF' Attaching parts for BNA3:	1	-	65/3
A25/2C Bolt, 2BA hex. head	2	-	65/2
SP15/C Washer, 2BA plain	2	-	65/10
HYMATIC RAV-131-015 VALVE, pressure	1	-	65/8
HYMATIC N.PAS220-007 VALVE, pressure reducing Attaching parts for N.PAS220-007:	1	-	65/7
AGS2002/C/1 Nut, stiff, 2BA	4	-	65/6
SP15/C Washer, 2BA plain	4	-	65/5
EG7.79.181 VALVE, PRESSURE REDUCING, ASSEMBLY Consisting of:	1	-	64/12
EG7.79.179 PLATE, adaptor	1	-	64/1
A37/C12 SCREW, 2BA c'sk head	4	-	64/4
DUNLOP ACM24950 VALVE, reducing Attaching parts for EG7.79.181:	1	-	65/9
A25/2C Bolt, 2BA hex. head	4	-	64/2
SP15/C Washer, 2BA plain	4	-	64/3
A25/1C Bolt, 2BA, hex.head Attaching parts for EG7.79.11:	6	-	65/28
R 1660-99-2243645 PIECE, connecting, 3-way, Mk.3A	4	-	65/22
EG7.79.63 PIPE, assembly, 3-way piece to non-return valve pressure gauge line, 3/16" o/d x 22 SWG	1	T51	64/19
EG7.79.65 PIPE, assembly, 3-way piece to non-return valve, pressure gauge line, 3/16" o/d x 22 SWG	1	T51	64/20
EG7.79.67 PIPE, assembly, from non-return valve to pressure gauge, 3/16" o/d x 22 SWG	1	T51	64/17
EG7.79.69 PIPE, assembly, from non-return valve to pressure gauge, 3/16" o/d x 22 SWG	1	T51	64/18
EG7.79.71 PIPE, assembly, from 3-way piece to pressure reducing valve, 3/16" o/d x 22 SWG	1	T51	64/21
EG7.79.73 PIPE, assembly, between hymatic valves, 3/16" o/d x 22 SWG	1	T51	64/11
EG7.79.75 PIPE, assembly, from 'ON/OFF' valve to 3-way piece, main line to nitrogen bottle, 3/16" o/d x 22 SWG	1	Y51	64/15

SERVICES
NITROGEN PRESSURISING OF WAVEGUIDES AND CO-AXIAL CABLES
IN FRONT FUSELAGE

Part Number	Description	No. Off	Mati. Spec.	Plate No.	
					1
EG7.79.77	PIPE, assembly, from pressure gauge to 3-way piece, main line to nitrogen bottle, 3/16" o/d x 22 SWG	1	T51	64/16	
EG7.79.79	PIPE, assembly, between Hymatic valve and 'ON/OFF' valve, 1/4" o/d x 22 SWG	1	T51	64/5	
EG7.79.201	PIPE, assembly, from charging valve to nitrogen bottle line connection, 3/16" o/d x 22 SWG	1	T51	64/13	
EG7.79.183	PIPE, assembly, from Hymatic valve to test point cone tee, 3/16" o/d x 22 SWG	1	T51	64/10	
EG7.79.185	PIPE, assembly, from pressure reducing valves to test point cone tee, 3/16" o/d x 22 SWG	1	T51	64/8	
R 6D/427	VALVE, non-return, Mk 1	2	-	65/31	
-	NITROGEN PRESSURISING SYSTEM, CO-AXIAL AND WAVE GUIDES IN UPPER EQUIPMENT BAY, ASSEMBLY (EG7.79.3) Spares for:—	-	-	66/1	
EG7.79.157	CLIP, pipe, double (Make from EEAS91/4, Ref 3413) Attaching parts for EG7.79.157:—	1	L72	66/9	
A25/1C	Bolt, 2BA hex head	1	-	66/7	
SP15/C	Washer, 2BA plain	1	-	66/8	
EEAS91/4	CLIP, pipe, double Attaching parts for EEAS91/4:—	7	L72	66/4	
A25/1B	Bolt, 4BA hex head	1	-	66/6	
AGS2001/B/1	Nut, stiff, 4BA	1	-	66/2	
SP15/B	Washer, 4BA plain	1	-	66/3	
R 6D9429891	CYLINDER, nitrogen, 750 litre, Mk 5D	2	-	66/14	
EG7.79.167	FAIRLEAD Attaching parts for EG7.79.167:—	1	Tufnol	66/31	
A25/3B	Bolt, 4BA hex head	4	-	66/32	
AGS2001/B/1	Nut, stiff, 4BA	4	-	66/34	
SP15/B	Washer, 4BA plain	4	-	66/33	
R 6D574	FILTER	1	-	66/21	
R 6D641	LABEL, non-return valve	1	-	66/16	
EEAS98/4	LUG, non-return valve clip	1	L72	66/36	
EA1.71.61	PAD, rubber, nitrogen cylinder seating	2	-	66/10	
R 1660-99-2243528	PIECE, connecting, 2-way	4	-	66/20	
R 1660-99-2243645	PIECE, connecting, 3-way	1	-	66/38	
EG7.79.131	PIPE, assembly, between nitrogen cylinders, 3/16" o/d x 22 SWG	2	T51	66/15	
EG7.79.135	PIPE, assembly, from 2-way piece to nitrogen cylinder, 3/16" o/d x 22 SWG	1	T51	66/19	
EG7.79.137	PIPE, assembly, from 2-way to 3-way piece, relief valve line, 3/16" o/d x 22 SWG	1	T51	66/24	

SERVICES
NITROGEN PRESSURISING OF WAVEGUIDES AND CO-AXIAL CABLES
IN FRONT FUSELAGE

Part Number	Description	No. Off	Mati. Spec.	Plate No.
EG7.79.139	PIPE, assembly, from 3-way piece to reducing valve, 3/16" o/d x 22 SWG	1	T51	66/37
EG7.79.141	PIPE, assembly, from 3-way piece to nitrogen cylinder, 3/16" o/d x 22 SWG	1	T51	66/27
EG7.79.143	PIPE, assembly, from charging panel to 2-way piece, 3/16" o/d x 22 SWG	1	T51	66/22
EG7.79.145	PIPE, assembly, between 2-way piece forward of frame 12, 3/16" o/d x 22 SWG	1	T51	66/25
EG7.79.147	PIPE, assembly, from 2-way piece to nitrogen cylinder, 3/16" o/d x 22 SWG	1	T51	66/18
EG7.73.101	PLATE, clipping	3	L72	66/5
EA1.71.63	SCREW, trunnion, straps securing	4	S1	66/11
EA1.71.37	STRAP, cylinder, assembly	4	DTD390	66/12
EA1.71.39	STRAP, cylinder, assembly	4	DTD390	66/13
A25/10E	Attaching parts for EA1.71.37 and 39:—			
AGS2001/E/1	Bolt, 1/4" BSF hex head	1	-	66/30
EA1.71.65	Nut, stiff, 1/4" BSF	1	-	66/29
SP15/E	Piece, distance	1	L62	66/23
	Washer, 1/4" BSF plain	1	-	66/28
R 6D1497	UNION, blanking	2	-	66/26
HYMATIC	VALVE, pressure relief	1	-	66/36
RV18/Mk 8				
R 6D427	VALVE, non-return	1	-	66/17
-	NITROGEN PRESSURISING SYSTEM WAVEGUIDES AND CO-AXIAL CABLES IN LOWER EQUIPMENT BAY, ASSEMBLY (EG7.79.7)	-	-	67/42
	Spares for:—			
EG7.79.157	CLIP, pipe, double (Make from EEAS91/4, Ref 3413)	1	L72	67/20
EEAS91/4	CLIP, pipe, double Attaching parts for EEAS91/4:—	1	L72	67/19
A25/2B	Bolt, 4BA hex head	1	-	67/18
AGS2001/B/1	Nut, stiff, 4BA	1	-	67/23
SP15/B	Washer, 4BA plain	1	-	67/22
EG7.79.149	FAIRLEAD, at floor member, frame 12	1	Tufnol	67/2
EG7.79.151	FAIRLEAD, frame 12, starboard Attaching parts for EG7.79.151:—	1	Tufnol	67/39
A25/8B	Bolt, 4BA hex head	2	-	67/36
A25/9B	Bolt, 4BA hex head	2	-	67/38
AGS2001/B/1	Nut, stiff, 4BA	4	-	67/41
EG7.79.159	Plate, radius	1	L72	67/37
SP15/B	Washer, 4BA plain	4	-	67/40
EG7.79.195	FAIRLEAD, frame 12	1	LFS21	67/3
R 6D641	LABEL, non-return valve	6	-	67/6

SERVICES
NITROGEN PRESSURISING OF WAVEGUIDES AND CO-AXIAL CABLES
IN FRONT FUSELAGE

Ref. No.	Part No.	Description	No. off	Matl. Spec.	Cl. of Equip. M.R. L.M.	Fig. and Index
6D/575	†	PIECE, connecting, 2-way	1	-	C	67/12
6D/603	†	PIECE, connecting, 3 way	3	-	C	67/9
6D/604	†	PIECE, connecting, 4-way	6	-	C	67/15
	E.G 7.79.83	PIPE, assembly, from non-return valve at charging panel to 3-way piece, 3/16" o/d x 22 SWG	1	T51	-	67/31
	E.G 7.79.85	PIPE, assembly, from non-return valve at charging panel to 4-way piece, 3/16" o/d x 22 SWG	1	T51	-	67/30
	E.G 7.79.87	PIPE, assembly, from 3-way to 4-way piece, frame 12, 3/16" o/d x 22 SWG	1	T51	-	67/35
	E.G 7.79.89	PIPE, assembly, from 4-way to 2-way piece, 3/16" o/d x 22 SWG	1	T51	-	67/33
	E.G 7.79.91	PIPE, assembly, from 4-way piece to non-return valve, 3/16" o/d x 22 SWG	1	T51	-	67/34
	E.G 7.79.93	PIPE, assembly, from 3-way piece at non-return valve to waveguide pressurising connection, 3/16" o/d x 22 SWG	1	T51	-	67/4
1438659	E.G 7.79.97	PIPE, assembly, from 3-way piece at non-return valve to waveguide pressurising connection, 3/16" o/d x 22 SWG	1	T51	C	67/5
	E.G 7.79.99	PIPE, assembly, from 3-way piece to non-return valve, frame 12, 3/16" o/d x 22 SWG	1	T51	-	67/32
	E.G 7.79.199	PIPE, assembly, from 4-way piece to 'M' band co-ax cable connection, 3/16" o/d x 22 SWG	1	T51	-	67/11
	E.G 7.79.103	PIPE, assembly, from 4-way piece to 'M' band connection, 3/16" o/d x 22 SWG	1	T51	-	67/10
R 6051729	E.G 7.79.109	PIPE, assembly, from 4-way piece to 'L' band co-ax aft connection, 3/16" o/d x 22 SWG	1	T51	C	67/26
	E.G 7.79.111	PIPE, assembly, from 4-way piece to 'L' band co-ax forward connection, 3/16" o/d x 22 SWG	1	T51	-	67/28
	E.G 7.79.113	PIPE, assembly, from 4-way piece to non-return valve, 3/16" o/d x 22 SWG	1	T51	-	67/17
	E.G 7.79.115	PIPE, assembly, between 3-way and 4-way piece, frame 12, 3/16" o/d x 22 SWG	1	T51	-	67/14
	E.G 7.79.117	PIPE, assembly, from 4-way piece to non-return valve, frame 12, 3/16" o/d x 22 SWG	1	T51	-	67/16
42667	E.G 7.79.119	PIPE, assembly, from 4-way piece to aft connection 'S' band transmitter, port, 3/16" o/d x 22 SWG	1	T51	C	67/25
42668	E.G 7.79.121	PIPE, assembly, from 4-way piece to forward connection 'S' band aerial, port, 3/16" o/d x 22 SWG	1	T51	C	67/29
	E.G 7.79.125	PIPE, assembly, between 4-way piece and non-return valve, frame 12, 3/16" o/d x 22 SWG	1	T51	-	67/13
42669	E.G 7.79.127	PIPE, assembly, from 4 way piece to aft connection 'S' band transmitter, starboard, 3/16" o/d x 22 SWG	1	T51	C	67/24

SERVICES
 NITROGEN PRESSURISING OF WAVEGUIDES AND CO-AXIAL CABLES
 IN FRONT FUSELAGE

Ref. No.	Part No.	Description	No. off	Matl. Spec.	Cl. of Equip. M.R. L.M.	Fig. and Index
42670	E.G.7.79.129	PIPE, assembly, from 4-way piece to forward connection 'S' band aerial, starboard, 3/16" o/d x 22 SWG	1	T51	C	67/27
	E.G.7.79.153	PLATE, radius, for fairlead at floor member	1	L72	-	67/1
	E.G.7.79.155	PLATE, radius, for pipe clips	2	L72	-	67/21
6D/1497	†	UNION, blanking	6	-	C	67/8
6D/427	†	VALVE, non-return	6	-	C	67/7

SERVICES

NITROGEN PRESSURISING OF WAVEGUIDES IN BOMB BAY

Part Number	Description	No. Off	Matl. Spec.	Plate No.
-	NITROGEN PRESSURISING OF WAVEGUIDES IN BOMB BAY (EG7.79.9) (Pre Mod 5466) Spares for:-	-	-	68/8
EG7.79.175	. CLEAT	1	L72	68/1
EEAS143/8H	. CLIP, 'P'	13	L72	
6D641	. LABEL, non-return valve	2	-	68/12
OP4450	. PIECE, connecting, 2-way (Pre Mod 5466)	2	-	68/3
OP4460	. PIECE, connecting, 3-way (Pre Mod 5466)	3	-	68/9
EG7.79.45	. PIPE, assembly, from frame 12 to 2-way piece aft of frame 18, 3/16" o/d x 22 SWG	1	T51	68/5
EG7.79.47	. PIPE, assembly, from 2-way piece aft of frame 18 to 2-way piece aft of frame 23, 3/16" o/d x 22 SWG	1	T51	68/4
EG7.79.49	. PIPE, assembly, from 2-way piece aft of frame 23 to 3-way piece at frame 29, 3/16" o/d x 22 SWG	1	T51	68/2
EG7.79.51	. PIPE, assembly, from 3-way piece to non-return valve, frame 29, 3/16" o/d x 22 SWG	1	T51	68/10
EG7.79.53	. PIPE, assembly, from 3-way piece to non-return valve, frame 29, 3/16" o/d x 22 SWG	1	T51	68/6
EG7.79.55	. PIPE, assembly, from 3-way piece to waveguide connection, repeater input line, frame 29, 3/16" o/d x 22 SWG (Pre Mod 5466)	1	T51	68/13
EG7.79.57	. PIPE, assembly, from 3-way piece to waveguide connection, repeater output line, frame 29, 3/16" o/d x 22 SWG (Pre Mod 5466)	1	T51	68/15
AS2307/020	. TUBE, distance, clip attachment (Pre Mod 5466)	1	-	68/14
6D1497	. UNION, blanking	2	-	68/11
6D427	. VALVE, non-return	2	-	68/7
-	NITROGEN PURGING SYSTEM (EQUIPMENT AND WAVEGUIDES) IN PACK BAY (EG7.79.5025) (Mod 5466) Spares for:-	-	-	109/1
EG7.79.5057	. BRACKET, (Make from EEDX327) Attaching parts:-	1	-	109/2
A25/1C	. Bolt, 2 BA	2	-	109/3
AGS2001/C/1-66	. Nut, stiff, 2 BA	2	-	109/4
SP124/D	. Washer	2	-	109/5
AGS2081/3	. CLIP, pipe Attaching parts:-	6	-	109/7
A25/1C	. Bolt, 2 BA	1	-	109/8
AGS2001/C/1-66	. Nut, stiff, 2 BA	1	-	109/9
SP124/D	. Washer	1	-	109/10
AGS2081/3	. CLIP, pipe Attaching parts:-	8	-	109/11
A25/3B	. Bolt, 4 BA	1	-	109/12
AGS2001/B/1	. Nut, stiff, 4 BA	1	-	109/13
SP15/B	. Washer	1	-	109/14

SERVICES

NITROGEN PRESSURISING OF WAVEGUIDES IN BOMB BAY

Part Number	Description	No. Off	Matl. Spec.	Plate No.
AGS2081/3	. CLIP, pipe	3	-	109/15
	Attaching parts:-			
A25/3C	. Bolt, 2 BA	1	-	109/16
AGS2001/C/1-66	. Nut, stiff, 2 BA	1	-	109/17
SP124/D	. Washer	1	-	109/18
AGS2081/3	. CLIP, pipe	2	-	109/19
	Attaching parts:-			
A25/2B	. Bolt, 4 BA	1	-	109/20
AGS2001/B/1	. Nut, stiff, 4 BA	1	-	109/21
SP15/B	. Washer	1	-	109/22
AGS2081/3	. CLIP, pipe	1	-	109/23
	Attaching parts:-			
A25/1B	. Bolt, 4 BA	1	-	109/24
AGS2001/B/1	. Nut, stiff, 4 BA	1	-	109/25
SP15/B	. Washer	1	-	109/26
R AGS2081/3	. CLIP, pipe	2	-	109/27
	Attaching parts:-			
A25/2C	. Bolt, 2 BA	1	-	109/28
AGS2001/C/1-66	. Nut, stiff, 2 BA	1	-	109/29
SP124/D	. Washer	1	-	109/30
AGS2081/3	. CLIP, pipe	1	-	109/34
	Attaching parts:-			
A25/1C	. Bolt, 2 BA	1	-	109/35
SP47/C	. Washer, spring, 2 BA	1	-	109/36
AGS2081/3	. CLIP, pipe (4.5" aft of frame 21 using existing bolt for attachment)	1	-	109/37
AGS2081/3	. CLIP, pipe (Secure with stack pipe bolt)	1	-	109/38
AGS2081/3	. CLIP, pipe (Secure with hydraulic accumulator bracket bolt)	1	-	109/39
R AGS2081/3	. CLIP, pipe	1	-	109/31
	Attaching parts:-			
R A25/3C	. Bolt, 2 BA	1	-	109/32
R AGS2001/C/1	. Nut, stiff, 2 BA	1	-	109/33
R EA1.73.221	. Packing	1	-	109/33A
R SP124/D	. Washer	1	-	109/33B

SERVICES

NITROGEN PRESSURISING OF WAVEGUIDES IN BOMB BAY

Part Number	Description	No. Off	Matl. Spec.	Plate No.
OP4450	. CONNECTION, 2-way	1	-	109/41
OP4460	. CONNECTION, 3-way	4	-	109/42
EG7.79.5011	. PIPE, assembly	1	-	109/44
EG7.79.5013	. PIPE, assembly	1	-	109/45
EG7.79.5015	. PIPE, assembly	1	-	109/46
EG7.79.5053	. PIPE, assembly	1	-	109/48
A190MK2	. VALVE, charging	1	-	
	Attaching parts:~			
A25/2C	. Bolt, 2 BA	2	-	109/53
AGS2001/C/1-66	. Nut, stiff, 2 BA	2	-	109/54
SP124/D	. Washer	2	-	109/55

R

SERVICES
NITROGEN CHARGING

Part Number	Description	No. Off	Mati. Spec.	Plate No.
R -	NITROGEN CHARGING GA (EG7.79.5027) (Mod.5466) Spares for:-	-	-	110/1
R EG7.79.5091	. ADAPTOR	2	-	110/2
R EG7.79.5087	. BRACKET, hose support Attaching parts:-	1	L165 x 16 SWG	110/3
R A25-2C	. Bolt, 2 BA, hex hd	1	-	110/4
R AGS2001/C/1-66	. Nut, stiff, 2 BA	1	-	110/5
R SP124/D	. Washer, 2 BA	1	-	110/6
R AS5419-8	. CLAMP, pipe (Secure together with bracket EG7.79.5087 using same attaching parts)	2	-	110/7
R AGS3924-2	. CLAMP, hose	6	-	110/8
R AGS2081-3	. CLIP, pipe Attaching parts:-	1	-	110/9
R A25-3C	. Bolt, 2 BA, hex hd	1	-	110/10
R AGS2001/C/1-66	. Nut, stiff, 2 BA	1	-	110/11
R SP124/D	. Washer, 2 BA	1	-	110/12
R EG7.79.5089	. FAIRLEAD, assembly Spares for:-	1	-	110/13
R EG7.79.5089A	. FAIRLEAD, lower half	1	-	110/14
R EG7.79.5089B	. FAIRLEAD, upper half Attaching parts:-	1	-	110/15
R A25/21C	. Bolt, 2 BA, hex hd	2	-	110/16
R AGS2001/C/1-66	. Nut, stiff, 2 BA	2	-	110/17
R SP124/D	. Washer, 2 BA	2	-	110/18
R EG7.79.5027A	. HOSE, Power Amp.	1	-	110/19
R EG7.79.5027B	. HOSE, Exciter, Aft	1	-	110/20
R EG7.79.5027D	. HOSE, Exciter, Fwd	1	-	110/21
R EG7.79.5093	. LABEL, Power Amp.	1	-	110/22
R EG7.79.5095	. LABEL, Exciter	1	-	110/23
R EG7.79.5085	. MANIFOLD, Nitrogen charging Attaching parts:-	1	-	110/24
R A25-3C	. Bolt, 2 BA, hex hd	2	-	110/25
R AGS2001/C/1-66	. Nut, stiff, 2 BA	2	-	110/26
R SP124/D	. Washer, 2 BA	2	-	110/27
R EEAS247-309-08	. MARKER, Main	2	-	110/28
R EG7.79.5083	. PIPE, stub, assembly Spares for:-	2	-	110/29
R AGS952/B	. COLLAR	1	-	110/30
R EEAS258-4	. MARKER (Part number)	1	-	110/31
R AGS954/B	. NUT	1	-	110/32
R EG7.79.5083A	. PIPE, 1/4" dia.	1	T51 x 22 SWG	110/33

SERVICES
NITROGEN CHARGING

Part Number	Description	No. Off	Matl. Spec.	Plate No.
R EG7.79.5077	. PIPE, assembly Spares for:—	1	—	110/34
R AGS952/A	. . COLLAR	1	—	110/35
R EEAS255-03-03	. . MARKER	1	—	110/36
R EEAS258-3	. . MARKER	1	—	110/37
R EEAS247-309-3	. . MARKER	1	—	110/38
R AN818-4D	. . NUT	1	—	110/39
R EG7.79.5077A	. . PIPE, 3/16" dia.	1	DTD5019- 20 SWG	110/40
R EG7.79.5077B	. . SLEEVE, pipe, 1/4" dia.	1	T51-22 SWG	110/41
R AGS904/A	. . SLEEVE	1	—	110/42
R MS20819-4D	. . SLEEVE, outer	1	—	110/43
R EG7.79.5079	. PIPE, assembly Spares for:—	1	—	110/44
R EEAS255-03-03	. . MARKER	1	—	110/45
R EEAS258-3	. . MARKER	1	—	110/46
R EEAS247-309-3	. . MARKER	1	—	110/47
R EG7.79.5079A	. . PIPE, 3/16" dia.	1	DTD5019- 22 SWG	110/48
R EG7.79.5079B	. . PIPE, 1/4" dia.	2	DTD5019- 22 SWG	110/49
R EG7.79.5097	. PIPE, stub, assembly Spares for:—	2	—	110/50
R EEAS258-4	. . MARKER	1	—	110/51
R AN818-4D	. . NUT	1	—	110/52
R EG7.79.5097A	. . PIPE, 1/4" dia.	1	DTD5019- 22 SWG	110/53
R MS20819-4D	. . SLEEVE	1	—	110/54
R CSP488012	. RING, "O"	2	—	110/55
R EEAS132	. TIE-WRAP	QR	—	110/56
R 645E6	. VALVE, Schrader	2	—	110/57



SERVICES

OXYGEN SYSTEM

Part Number	Description	No. Off	Mati. Spec.	Plate No.
R -	OXYGEN SYSTEM, ASSEMBLY (EG7.71.1) (Pre Mod 5466)	-	-	70/36
R -	OXYGEN SYSTEM, ASSEMBLY (EG7.71.5001) (Mod 5466)	-	-	
R -	Spares for:- A.E. OPERATOR'S OXYGEN SYSTEM	-	-	70/35
R -	ARRANGEMENT (EG7.71.9) (Pre Mod 5466)	-	-	
R -	OXYGEN SYSTEM, E.W.O. ASSEMBLY (EG7.71.5009)	-	-	
	Spares for:-			
EEAS136	BRACKET, pipe clip	5	L72	70/40
AGS2081/14	CLIP, pipe support, 7/8" i/d (Pre-Alt. R60/91) (Mod 5101)	15	-	70/38
or				
AS4525/14	CLIP, pipe (Alt. R60/91) (Mod 5101)			
AGS2081/3	CLIP, pipe support, 3/16" i/d (Pre-Alt. R60/91) (Mod 5101)	6	-	70/24
or				
AS4525/3	CLIP, pipe (Alt. R60/91) (Mod 5101)			
EB7.71.65	HOSE, connecting, 7/8" i/d x 1-1/4" o/d x 3" long (Make from 32C/1275037)	6	BSF67 Type 1	70/41
EG7.71.21	PIPE, assembly, L.P., from A.E.O's regulator to hose coupling, forward of frame 5, 7/8" o/d x 22 SWG	1	T9 or L54	70/21
EG7.71.23	PIPE, assembly, L.P., between hose coupling forward of frame 5, 7/8" o/d x 22 SWG	1	T9 or L54	70/27
EG7.71.25	PIPE, assembly, L.P., from hose coupling forward of frame 5 to hose coupling forward of frame 6, 7/8" o/d x 22 SWG	1	T9 or L54	70/34
EG7.71.27	PIPE, assembly, L.P., from hose coupling forward of frame 6 to hose coupling aft of frame 7, 7/8" o/d x 22 SWG	1	T9 or L54	70/33
EG7.71.29	PIPE, assembly, H.P., from oxygen master valve to union at pressure bulkhead	1	T51	70/19
R EG7.71.31	PIPE, assembly, H.P., from 3-way connector, frame 6 to oxygen master valve forward of frame 9 (Pre Mod 5466)	1	T51	70/23
R EG7.71.5003	PIPE, assembly (Mod 5466)	1	-	
EG7.71.53	PIPE, assembly, intermediate pressure, from 3-way coupling to A.E.O's regulator aft of frame 5, 5/16" o/d x 22 SWG	1	L54	70/22
EG7.71.59	PIPE, assembly, L.P., between hose coupling aft of frame 7, 7/8" o/d x 22 SWG	1	T9 or L54	70/32
EG7.71.161	PIPE, assembly, H.P., between 3-way connectors frame 6	1	T51	70/26
AS2810/4/035	TUBE, distance, for pipe clips	3	L62	70/39
-	VALVE, H.P., OXYGEN, STARBOARD, ASSEMBLY (EG7.71.173) (Mod 5269)	-	-	70/18
	Spares for:-			
EA3.57.21	BRACKET, mounting, oxygen master valve	1	L72	70/28
EA1.71.91	LABEL	1	L72	70/29
	Attaching parts for EA1.71.91:-			
4101/2/3/16	Screw, self tapping, round head	2	-	70/30
EA3.71.539	PLATE, adapter assembly (Mod 5269)	1	-	70/42
	Spares for:-			
EA3.71.585	PLATE, adapter	1	L72	70/43
AGS2018/C2	NUT, anchor	2	-	70/44
	Attaching parts for EA3.71.539:-			
A61/1C	Bolt, 2 BA	4	-	70/45
EEAS21A/4/DR	WASHER, 'D' clip attachments	15	L72	70/37
EEAS21/9/DR	WASHER, 'D' clip attachments	6	L72	70/25
-	COMPONENTS, OXYGEN, ON CIRCUIT DIAGRAM (EG7.71.3)	-	-	69/17
	Spares for:-			
6D/1647	ADAPTER, inlet, straight type, at oxygen regulators	3	-	69/4

SERVICES
OXYGEN SYSTEM

Part Number	Description	No. Off	Mati. Spec.	Plate No.
6D/9429896	. . . CYLINDER, oxygen, 750 litre, Mk.5D	5	—	69/14
6D/9429900	. . . CYLINDER, oxygen, 2,250 litre, Mk.10A	2	—	69/11
6D/574	. . . FILTER, oxygen, Mk.1	1	—	69/12
—	. . . FITTINGS, OXYGEN, ON SEATS, ASSEMBLY (EG7.71.165)	—	—	69/16
	Spares for:			
6D/2055	. . . CABLE, operating anchor section, Mk.1A	3	—	69/25
SP91/F	. . . CLIP, hose, type J	3	—	69/19
6D/1693	. . . CLIP, aerolex, type D	3	—	69/21
6D/1579	. . . HOSE, low pressure, oxygen, Mk.7, 4ft long	3	—	69/20
R 1660-99-2243028	. . . SET, emergency oxygen, Mk.7J	3	—	69/23
6D/1464	. . . SOCKET, anchor	3	—	69/24
R 1660-99-2243622	. . . SOCKET, quick release, Mk.9	3	—	69/18
6D/2203310	. . . TUBE, assembly, upper oxygen	3	—	69/22
R 1660-99-2242861	. . . FLANGE, L.P., hose connector	3	—	69/15
6D/2237	. . . GAUGE, oxygen pressure, fluorescent, Mk.4, aft of frame 2, starboard	2	—	69/2
R 1660-99-2243528	. . . PIECE, connecting, 2-way, pipe run	8	—	69/9
R 1660-99-2243645	. . . PIECE, connecting, 3-way, pipe run	7	—	69/3
6D/2294	. . . REGULATOR, oxygen demand, Mk.17E	3	—	69/5
	or			
6D/2671	. . . REGULATOR, oxygen demand, Mk.17F	3	—	69/8
6D/1497	. . . UNION, blanking, Mk.3, at cylinders	4	—	69/10
6D/2204340	. . . VALVE, check, internal, at 3-way piece to reducing valves	4	—	69/13
R 6D/2244070	. . . VALVE, pressure reducing, oxygen, Mk.1A, aft of frame 1 and frame 5	2	—	69/1
GA3030	. . . VALVE, oxygen charging, type 1 (Mod.5269)	1	—	69/8
	Attaching parts for GA3030			
A25/7C	. . . Bolt	2	—	71/45
R 3063	. . . Spacer	2	—	71/46
GA3070	. . . VALVE, line, type 1 (Mod.5269)	2	—	69/7
	Attaching parts for GA3070			
A25/1C	. . . Bolt, 2BA	2	—	69/26
—	. . . CYLINDERS, OXYGEN, ASSEMBLY (EG7.71.5)	—	—	71/36
	Spares for:			
EEAS91/4	. . . CLIP, pipe, double	3	L72	71/38
	Attaching parts for EEAS91/4:			
A25/2B	. . . Bolt, 4BA hex. head	3	—	71/37
AGS2001/B/1	. . . Nut, stiff, 4BA	3	—	71/40
SP15/B	. . . Washer, 4BA plain	3	—	71/39

SERVICES
OXYGEN SYSTEM

Part Number	Description	No. Off	Mati. Spec.	Plate No.
AGS2081/3	. . . CLIP, pipe (Pre SAS4745)	18	—	71/29
AGS2081/3 or AS4525/3	. . . CLIP, pipe	16	—	
	Attaching parts for clips:			
A25/1C	. . . Bolt, 2BA	1	—	
AGS2001/C/1	. . . Nut, stiff, 2BA	1	—	
SP15/C	. . . Washer, thick, 2BA	1	—	
EA1.71.111	. . . FAIRLEAD	1	LFS21	71/5
	Attaching parts for EA1.71.111:			
A25/2B	. . . Bolt, 4BA hex. head	3	—	71/2
AGS2001/B/1	. . . Nut, stiff, 4BA	3	—	71/4
SP15/B	. . . Washer, 4BA plain	3	—	71/3
	. . . FITTINGS, OXYGEN, ON FRAME 12, ASSEMBLY (EG7.71.175) (Mod.5269)	—	—	71/1
	Spares for:			
A25/7C	. . . BOLT, 2BA, hex. head (Mod.5269)	2	—	71/45
EG7.71.129	. . . BRACKET, engraved, 'oxygen charging valve' assembly	1	L72	71/34
	Attaching parts for EG7.71.129:			
A25/1C	. . . Bolt, 2BA hex. head	4	—	71/44
AGS2001/C/1	. . . Nut, stiff, 2BA	4	—	71/42
SP15/C	. . . Washer, 2BA plain	4	—	71/43
AGS2081/3	. . . CLIP, pipe, support, 3/16" i/d (Pre Alt.R60/91) (Mod.5101)	1	—	71/33
or AS4525/3	. . . CLIP, pipe (Alt.R60/91) (Mod.5101)			
	Attaching parts for AGS2081/3:			
A25/1C	. . . Bolt, 2BA hex. head	1	—	71/35
AGS2001/C/1	. . . Nut, stiff, 2BA	1	—	71/31
EEAS21/9/DR 3063	. . . Washer, 'D'	1	L72	71/32
	. . . SPACER (Mod.5269)	2	—	71/46
EA1.71.61	. . . PAD, mounting, oxygen bottle	2	S/H 40/45	71/21
EA1.71.115	. . . PAD, mounting, oxygen bottle	1	BS.F62	71/23
EA3.71.417	. . . PAD, mounting, oxygen bottle	1	S/H 40/45	71/19
EA1.71.65	. . . PIECE, distance, strap attachment bolt	20	L62	71/6
EG7.71.19	. . . PIPE, assembly, transverse, from bulkhead coupling frame 9 starboard to connecting piece aft of frame 9 port	1	T51	71/41
EB6.71.43	. . . PIPE, assembly, from 2.250 litre oxygen bottle to coupling forward of frame 12	1	T51	71/7
EB6.71.47	. . . PIPE, assembly, from 750 litre oxygen bottle con- nection to pressure bulkhead	1	T51	71/27
EB6.71.49	. . . PIPE, assembly, from coupling aft of frame 9 to coupling forward of frame 12 (Pre SAS4745)	1	T51	71/30
SC95425	. . . PIPE, high pressure, oxygen, assembly (SAS4745)	1	—	
EG7.71.67	. . . PIPE, assembly, from filter connection to master valve, frame 12	1	T51	71/28
EG7.71.153	. . . PIPE, assembly, from filter connection to 3-way connection	1	T51	71/20
EA3.71.169	. . . PIPE, assembly, oxygen bottle inter-connection	2	T51	71/22
EA3.71.177	. . . PIPE, assembly, oxygen bottle inter-connection	1	T51	71/13
EA3.71.179	. . . PIPE, assembly, oxygen bottle inter-connection	2	T51	71/11
EA3.71.181	. . . PIPE, assembly, oxygen bottle inter-connection	1	T51	71/12
EA3.71.419	. . . PIPE, assembly, oxygen bottle inter-connection	1	T51	71/15
EA3.71.421	. . . PIPE, assembly, from 2.250 litre oxygen bottle to 3-way connector	1	T51	71/10

SERVICES
OXYGEN SYSTEM

Part Number	Description	No. Off	Matl. Spec.	Plate No.
EA3.71.423	. . PIPE, assembly, oxygen bottle inter-connection	1	T51	71/14
EA3.71.437	. . PIPE, assembly, oxygen bottle inter-connection	2	T51	71/8
EA3.71.439	. . PIPE, assembly, from 3-way connector to 750 litre oxygen bottle	1	T51	71/9
R AS2381	. . ROD, tension, 1/4" BSF for bottle straps	4	-	71/17
EA1.71.63	. . SCREW, trunnion 1/4" BSF for bottle straps	10	S1	71/25
EA1.71.37	. . STRAP, oxygen bottles, 750 litres	10	DTD390	71/26
EA1.71.39	. . STRAP, oxygen bottles, 750 litres	10	DTD390	71/24
EA3.71.391	. . STRAP, oxygen bottles, 2,250 litres	4	L72	71/16
EA1.71.399	. . STRAP, oxygen bottles, 2,250 litres	4	L72	71/18
-	. FITTINGS, OXYGEN, ON PRESSURE BULKHEAD, ASSEMBLY (EG7.71.157) Spares for:	-	-	70/31
EB7.71.21	. . BRACKET, assembly Attaching parts for EB7.71.21:	2	L72	70/16
A25/1C	. . Bolt, 2BA hex. head	8	-	70/14
AGS2001/C/1	. . Nut, stiff, 2BA	8	-	70/13
SP15/C	. . Washer, 2BA plain	8	-	70/12
-	. RELEASE, EMERGENCY OXYGEN, A.E.O.'s, INSTALLATION (EG7.71.149) Spares for:	-	-	70/17
EA3.71.541	. . . RELEASE, EMERGENCY OXYGEN, ASSEMBLY Spares for:	1	-	70/5
EB6.71.591 CABLE, emergency release, assembly	1	-	70/11
EB6.71.581 TUBE, assembly	1	-	70/15
-	. . RELEASE, EMERGENCY OXYGEN, NAVIGATOR'S, INSTALLATION (EG7.71.159) Spares for:	-	-	70/20
EB6.71.579	. . . RELEASE, EMERGENCY OXYGEN, ASSEMBLY Spares for:	1	-	70/3
EB6.71.591 CABLE, emergency release, assembly	1	-	70/7
EB6.71.577 TUBE, assembly	1	-	70/6
AGS1112/B	. . UNION, body, bulkhead fitting Attaching parts for AGS1112/B:	2	-	70/9
A25/2B	. . Bolt, 4BA hex. head	12	-	70/8
EEAS69/2	. . Gasket	2	Neo-K-Tex	70/10
AGS2001/B/1	. . Nut, stiff, 4BA	12	-	70/1
EEAS20/7/DR	. . Tab, locking	2	L72	70/2
AGS1115/2	. . Washer, plate	2	-	70/4

SERVICES
OXYGEN SYSTEM

Part Number	Description	No. Off	Mati. Spec.	Plate No.						
					1	2	3	4	5	6
-	NAVIGATOR'S OXYGEN SYSTEM ARRANGEMENT (EG7.71.11) Spares for:	-	-	72/22						
EEAS136	BRACKET, pipe clip mounting	5	L72	72/1						
EB7.71.49	CLAMP, reducing valve mounting Attaching parts for EB7.71.49:	1	T35	72/4						
A25/17B	Bolt, 4BA hex. head	2	-	72/3						
AGS2002/B/1	Nut, stiff, 4BA	2	-	72/6						
SP15/B	Washer, 4BA plain	2	-	72/5						
AGS2081/3	CLIP, pipe support, 3/16" i/d (Pre Alt.R60/91-Mod.5101)	7	-	72/7						
AS4525/3	CLIP, pipe (Alt.R60/91-Mod.5101)	7	-							
EB7.71.55	HOSE, connection, 7/8" i/d x 1-1/4" o/d x 3" long (Make from 32C/445)	4	DTD625	72/9						
EG7.71.35	PIPE, assembly, H.P., from 2-way to 3-way connector forward of frame 5	1	T51	72/15						
EG7.71.49	PIPE, assembly, intermediate pressure, from 3-way connector to reducing valve forward of frame 6, 5/16" o/d x 22 SWG	1	L54	72/11						
EG7.71.51	PIPE, assembly, intermediate pressure, from 3-way connector to navigator's regulator, 5/16" o/d x 22 SWG	1	L54	72/12						
EG7.71.55	PIPE, assembly, H.P., from oxygen master valve to union at pressure bulkhead	1	T51	72/16						
EG7.71.57	PIPE, assembly, H.P., from 3-way connector aft of frame 5 to connector aft of frame 8	1	T51	72/19						
EG7.71.61	PIPE, assembly, L.P., from hose coupling aft of frame 4 to hose coupling frame 6, 7/8" o/d x 22 SWG	1	T9 or L54	72/17						
EG7.71.65	PIPE, assembly, L.P., from hose coupling aft of frame 4 to navigator's oxygen regulator, 7/8" o/d x 22 SWG	1	T9 or L54	72/10						
EG7.71.69	PIPE, assembly, L.P., from hose coupling, frame 6 to hose coupling forward of frame 8, 7/8" o/d x 22 SWG	1	T9 or L54	72/18						
EG7.71.73	PIPE, assembly, H.P., from oxygen master valve to 2-way connector aft of frame 8	1	T51	72/20						
EG7.71.137	PIPE, assembly, H.P., from 3-way connector at reducing valve to connector aft of frame 5	1	T51	72/14						
EG7.71.139	PIPE, assembly, H.P., from 3-way connector to reducing valve	1	T51	72/13						
-	VALVE, H.P., OXYGEN, PORT, INSTALLATION (EA3.71.587) (Mod.5269) Spares for:	-	-	72/21						
EA3.57.21	BRACKET, mounting, master valve	1	DTD625	72/25						
EA3.71.591	LABEL, (0.9 mm L72, Ref.30B/9611220) Attaching parts for EA3.71.591:	1	L72	72/24						
A25/1C	BOLT, 2BA	2	-	72/23						
EA3.71.539	PLATE, adaptor, assembly Spares for:	1	-							
EA3.71.585	PLATE, adaptor (1.2 mm L73, Ref.30B/9611244)	1	L73							
AGS2018/C2	NUT, anchor Attaching parts for EA3.71.539:	2	-							
A61/1C	Bolt, 2BA	4	-							
EEAS21A/4/DR	WASHER, 'D', clip attachments	12	L72	72/2						
EEAS21/9/DR	WASHER, 'D', clip attachments	10	L72	72/8						

SERVICES
OXYGEN SYSTEM

Part Number	Description	No. Off	Mati. Spec.	Plate No.
—	PILOT'S OXYGEN SYSTEM, ARRANGEMENT (EG7.71.7) Spares for:	—	—	73/24
EEAS136	. . BRACKET, pipe clip mounting	7	L72	74/12
EB7.71.43	. . BRACKET, pipe support, frame 3, assembly Attaching parts for EB7.71.43:	1	DTD124	74/6
A25/1B	. . Bolt, 4BA hex. head	2	—	74/5
AGS2002/B/1	. . Nut, stiff, 4BA	2	—	74/8
SP15/B	. . Washer, 4BA plain	2	—	74/7
EB7.71.47	. . BRACKET, reducing valve mounting aft of frame 1	1	DTD124	73/16
—	. . BRACKET, 'PULL OFF' CONNECTOR MOUNTING, INSTALLATION (EG7.71.85) Spares for:	—	—	73/31
EB6.71.243	. . BRACKET, mounting	1	L72	73/30
EB7.71.49	. . CLAMP, bracket, reducing valve mounting aft of frame 1 Attaching parts for EB7.71.49:	1	T35	73/25
A25/17B	. . Bolt, 4BA hex. head	2	—	73/26
AGS2002/B/1	. . Nut, stiff, 4BA	2	—	73/15
AGS2081/5 or AS4525/5	. . CLIP, pipe support, 5/16" i/d (Pre Alt.R60/91—Mod.5101)	7	—	74/10
AGS2081/14 or AS4525/14	. . CLIP, pipe (Alt.R60/91—Mod.5101)	7	—	—
AGS2081/3 or AS4525/3	. . CLIP, pipe support, 7/8" i/d (Pre Alt.R60/91—Mod.5101)	12	—	74/14
EB7.71.169	. . CLIP, pipe (Alt.R60/91—Mod.5101)	14	—	74/9
—	. . CLIP, pipe support, 3/16" i/d (Pre Alt.R60/91—Mod.5101)	14	—	—
A25/1B	. . CLIP, pipe (Alt.R60/91—Mod.5101)	14	—	—
AGS2002/B/1	. . CLIP, half, pipe clamping forward of frame 3 Attaching parts for EB7.71.169:	1	DTD124	74/2
SP15/B	. . Bolt, 4BA hex. head	2	—	74/1
—	. . Nut, stiff, 4BA	2	—	74/4
—	. . Washer, 4BA plain	2	—	74/3
—	. . GUARD, PIPE, AFT OF FRAME 3, INSTALLATION (EG7.71.141) Consisting of:	—	—	73/34
EG7.71.147	. . GUARD, pipe, assembly Attaching parts for EG7.71.147:	1	L72	73/35
4101/7/3/8"	. . Screw, self-tapping, round head	6	—	73/36
EB7.71.55	. . HOSE, connecting, 7/8" x 1-1/4" o/d x 3" long (Make from 32C/445)	5	DTD625	74/15
—	. . MOUNTING, PILOT'S DEMAND OXYGEN REGULATOR, ASSEMBLY (EB7.71.51) Spares for:	—	—	73/13
EB6.71.105	. . BRACKET, mounting, assembly	1	—	73/14
1660-99-2243528	. . PIECE, connector, 2-way, Mk.3A	3	—	73/12
EG7.71.37	. . PIPE, assembly, H.P., from connector aft of frame 2 to 3-way connector aft of frame 5, port	1	T51	73/22

OXYGEN SYSTEM

Ref. No.	Part No.	Description							No. off	Matl. Spec.	Cl. of Equip. M.R. L.M.	Fig. and Index
		1	2	3	4	5	6	7				
1438820	E.G7.71.39								1	T51	C	73/18
1438821	E.G7.71.43								1	T51	C	73/10
34956	E.G7.71.87								1	T9 or L54	C	73/23
1438822	E.G7.71.89								1	T9 or L54	C	73/21
1438823	E.G7.71.93								1	T9 or L54	C	73/19
1438824	E.G7.71.95								1	T9 or L54	C	73/11
	E.G7.71.97								1	T51		73/5
34957	E.G7.71.101								1	L54	C	73/20
1438825	E.G7.71.103								1	L54	C	73/17
1438826	E.G7.71.105								1	L54	C	73/9
R 34958	E.G7.71.107								1	L54	C	73/8
1438827	E.G7.71.109								1	T51	C	73/3
34959	E.G7.71.111								1	T51	C	73/6
	E.G7.71.113								1	T51		73/7
34960	E.G7.71.115								1	T51	C	73/4
1438828	E.G7.71.117								1	T51	C	73/1
34961	E.G7.71.119								1	T51	C	73/2

SERVICES

PITOT AND STATIC PIPES IN FRONT FUSELAGE

Part Number	Description	No. Off	Mtl. Spec.	Plate No.
-	PITOT AND STATIC PIPES IN FRONT FUSELAGE ASSEMBLY (EG7.80.10021) (Mod 4865, Part B) (Pre Mod 5466)	-	-	76/13
R -	PITOT AND STATIC PIPES IN FRONT FUSELAGE ASSEMBLY (EG7.80.5073) (Mod 5466)	-	-	107/1
-	ALTERNATIVES TO PITOT STATIC SYSTEM IN FRONT FUSELAGE (EG7.80.2115) (Mod 4865, Part B) Spares for:-	-	-	
6D/114	. ADAPTER, outlet	2	-	75/5
R AS8681	. BODY, banjo (Mod 4865, Part B) (Pre Mod 5466)	2	-	
R AS8681	. BODY, banjo (Mod 5466)	3	-	107/2
AGS838/3	. BODY, union, elbow (Mod 4865, Part B)	6	-	
R AGS838/1	. BODY, union, straight (Mod 4865, Part B) (Pre SAS4745) (Pre Mod 5466)	15	-	
R AGS838/1	. BODY, union, straight (SAS4745) (Mod 5466)	14	-	
R AGS838/2	. BODY, tee (Mod 4865, Part B) (Pre SAS4745) (Pre Mod 5466)	6	-	
AGS838/2	. BODY, tee (SAS4745)	7	-	
R AGS838/2	. BODY, tee (Mod 5466)	9	-	107/3
R AS8682	. BOLT, banjo (Mod 4865, Part B) (Pre Mod 5466)	1	-	
R AS8682	. BOLT, banjo (Mod 5466)	2	-	107/4
R AS8683	. BOLT, banjo (Mod 4865, Part B) (Pre Mod 5466)	2	-	
R AS8683	. BOLT, banjo (Mod 5466)	3	-	107/5
R EG7.80.5153	. BRACKET, mounting (Mod 5466) Attaching parts for EG7.80.5153:-	1	-	107/6
R A25/2B	. Bolt, 4 BA	4	-	107/7
R SP122/D	. Washer	4	-	107/8
R EEAS136	. BRACKET (Mod 5466)	1	-	107/9
EG7.80.1459	. CLAMP, pipe, frame 6, 7 and 8, port, assembly Attaching parts for EG7.80.1459:-	3	BS2572	76/12
A25/6B	. Bolt, 4 BA hex. head	2	-	76/14
AGS2001/B/1	. Nut, stiff, 4 BA	2	-	76/16
SP15/B	. Washer, 4 BA plain	2	-	76/15
AGS2080/16	. CLIP, 'P' (SAS4745) Attaching parts for AGS2080/16:-	1	-	
AGS2001/C/1	. Nut, stiff, 2 BA	1	-	
A32/C24	. Screw, 2 BA round head	1	-	
SP13/C	. Washer, 2 BA	1	-	
R AGS3925/1	. CLIP, hose (SEM054/CM0436) (SAS4745) (Pre Mod 5466)	4	-	
R AGS3925/1	. CLIP, hose (Mod 5466)	7	-	108/1
R AGS3925/2	. CLIP, hose (Mod 5466)	2	-	108/2
EEAS143/3	. CLIP, pipe (Mod 4865, Part A) (Pre-Alt. R60/91 - Mod 5101)	1	-	
or				
AS4525/5	. CLIP, pipe (Alt. R60/91 - Mod 5101)	1	-	
AS4525/5	. CLIP, (Mod 4865, Part A)	7	-	
AGS605-00	. CLIP, hose (Mod 4865, Part A) (Pre-Alt. R60/91 - Mod 5101)	4	-	
or				
SP91/A	. CLIP, hose (Alt. R60/91 - Mod.5101)	4	-	
AGS605-0	. CLIP, hose (Mod 4865, Part B) (Pre-Alt. R60/91 - Mod 5101)	10	-	
or				
R SP91/C	. CLIP, hose (Alt. R60/91 - Mod 5101) (Pre Mod 5466)	10	-	
R SP91/C	. CLIP, hose (Mod 5466)	4	-	108/3
EEAS91/2	. CLIP, pipe, double, 5/16" o/d pipe (Mod 4865, Part A)	10	L72	76/11
AS4525/5	. CLIP, (Mod 4865, Part B)	1	-	
EA1.71.77	. CLIP, pipe, double, frame 8 Attaching parts for EA1.71.77:-	1	L16	76/2
A25/1B	. Bolt, 4 BA hex. head	1	-	76/1
AGS2001/B/1	. Nut, stiff, 4 BA	1	-	76/4
SP15/B	. Washer, 4 BA plain	1	-	76/3

SERVICES

PITOT AND STATIC PIPES IN FRONT FUSELAGE

Part Number	Description	No. Off	Matl. Spec.	Plate No.
R AS4525/5	. CLIP, pipe (Mod 5466) Attaching parts for AS4525/5:—	27	—	108/4
R A25/1C	. Bolt, 2 BA	1	—	108/5
R AGS2001/C/1-66	. Nut, stiff, 2 BA	1	—	108/6
R EEAS239/1A	. Washer, "D"	1	—	108/7
R AS4525/5	. CLIP, pipe (Mod 5466) Attaching parts for AS4525/5:—	1	—	108/8
R A25/9C	. Bolt, 2 BA	1	—	108/9
R EEAS552-7	. Bobbin	1	—	108/10
R AGS2001/C/1-66	. Nut, stiff, 2 BA	1	—	108/11
R EEAS239/1A	. Washer "D"	1	—	108/12
R AS4525/5	. CLIP, pipe (Mod 5466) Attaching parts for AS4525/5:—	1	—	108/13
R A25/9C	. Bolt, 2 BA	1	—	108/14
R EEAS552/6	. Bobbin	1	—	108/15
R AGS2001/C/1-66	. Nut, stiff, 2 BA	1	—	108/16
R EEAS239/1A	. Washer, "D"	1	—	108/17
R AS4525/5	. CLIP, pipe (Mod 5466) Attaching parts for AS4525/5:—	2	—	108/18
R AGS2001/C/1-66	. Nut, stiff, 2 BA	1	—	108/19
R A32/C24	. Screw, 2 BA	1	—	108/20
R SP122/D	. Washer	1	—	108/21
R AS4525/5	. CLIP, pipe (Mod 5466) Attaching parts for AS4525/5:—	1	—	108/22
R A25/1C	. Bolt, 2 BA	1	—	108/23
R AGS2001/C/1-66	. Nut, stiff, 2 BA	1	—	108/24
R SP124/D	. Washer	1	—	108/25
R AS4525/5	. CLIP, pipe (Mod 5466) attached with bolts securing fairlead EG7.80.1371	2	—	108/26
R AS4525/5	. CLIP, pipe (Mod 5466) attached with bolt securing oxygen pipe clip at frame 8, stringer 10, port side	1	—	108/27
R AS4525/5	. CLIP, pipe (Mod 5466) Attaching parts for AS4525/5:—	1	—	108/28
R EEAS239/1A	. Washer, "D" (Secure with existing attachment bolt of fish plate (EG7.81.2551))	1	—	108/29

SERVICES

PITOT AND STATIC PIPES IN FRONT FUSELAGE

	Part Number	Description	No. Off	Mtl. Spec.	Plate No.
R	EF3.70.1201	. CONNECTION, special	1	L64	75/9
R	EG7.80.1371	. FAIRLEAD, type F3 Attaching parts for EG7.80.1371:~	2	BS2572	76/6
R	A25/6B	. Bolt, 4 BA, hex. head	2	-	76/5
R	AGS2001/B/1	. Nut, stiff, 4 BA	2	-	76/8
R	SP15/B	. Washer, 4 BA, plain	2	-	76/7
R	AGS3099	. GASKET	6	-	76/10
R	32C4696775	. HOSE, Maricon, Type H, approximately 4' 6" per assembly (SEM054/CM0436) (SAS4745)	QR	-	
R	AGS2097C/4C	. LEAD, bonding (Mod 5466)	1	-	107/10
R	AGS2097C/7C	. LEAD, bonding (Mod 5466)	1	-	107/11
R	L84340.00.080	. MODULE, correction	1	-	
R	AGS838/13	. NUT, union, and bush assembly (Mod 4865, Part B) (Pre SAS4745) (Pre Mod 5466)	93	-	
R	AGS838/13	. NUT, union, and bush assembly (SAS4745)	94	-	
R	AGS838/13	. NUT, union, and bush assembly (Mod 5466)	102	-	107/12
R	AS44444	. NUT, union assembly (Mod 5466)	4	-	107/13
R	EB2.70.1037	. PIECE, spacing (Mod 4865, Part A) (3 off N R on embodiment of Part B)	8	-	
R	EG7.80.2071	. PIPE, static assembly (Mod 4865, Part A) (N R on embodiment of Part B)	1	-	

SERVICES

PITOT AND STATIC PIPES IN FRONT FUSELAGE

Part Number	Description	No. Off	Mati. Spec.	Plate No.
EG7.80.2073	. PIPE, static, flex assembly (Mod.4865, Part A) (N.R. on Embodiment Part B)	1	-	
EG7.80.2105	. PIPE, static, flex assembly (Mod.4865, Part A) (N.R. on Embodiment Part B)	1	-	
R EG7.80.1791	. PIPE, pitot, assembly, from tee piece on hose connection for navigator's panel forward of frame 5, 5/16" o/d x 22 SWG (Pre Mod 5466)	1	L56	75/25
EG7.80.1959	. PIPE, pitot, assembly, from tee piece to hose connection for pilot's panel forward of frame 2, 5/16" o/d x 22 SWG	1	L56	75/30
R EG7.80.1807	. PIPE, static, assembly, from 4-way union to hose connection for navigator's panel forward of frame 5, 5/16" o/d x 22 SWG (Pre Mod 5466)	1	L56	75/26
EG7.80.1813	. PIPE, static, assembly, from 4-way union to hose connection, for pilot's panel forward of frame 2, 5/16" o/d x 22 SWG	1	L56	75/29
EG7.80.1801	. PIPE, pitot drain, from tee-piece aft of pressure bulkhead to drain pipe connection at frame 9, 5/16" o/d x 22 SWG	1	L56	75/27
EG7.80.1829	. PIPE, static drain, from pressure bulkhead to tee piece forward of frame 9, 5/16" o/d x 22 SWG	1	L56	75/36
EA3.80.1649	. PIPE, pitot/static drain (Mod.4865, Part A)	6	L54	75/40
EG7.80.1905	. PIPE, pitot, assembly, from 4-way union forward of frame 5 to adaptor at pressure bulkhead, 5/16" o/d x 22 SWG	1	L56	75/34
EG7.80.1907	. PIPE, pitot, assembly, from 4-way union forward of frame 2 to 4-way union forward of frame 5, 5/16" o/d x 22 SWG	1	L56	75/31
EG7.80.1909	. PIPE, static, assembly, from 4-way union forward of frame 5 to adaptor at pressure bulkhead, 5/16" o/d x 22 SWG	1	L56	75/35
EG7.80.1911	. PIPE, static, assembly, from 4-way union forward of frame 2 to 4-way union forward of frame 5, 5/16" o/d x 22 SWG	1	L56	75/32
EG7.80.1913	. PIPE, static, assembly, from tee piece forward of frame 9 to coupling aft of frame 12, 5/16" o/d x 22 SWG	1	T9	75/38
EG7.80.2107	. PIPE, static, assembly (Mod.4865, Part A) (N.R. on Embodiment Part B)	1	-	
EG4.80.1051	. PIPE, static assembly (Mod.4865, Part A)	1	-	
EG7.80.2051	. PIPE, static assembly (Mod.4865, Part A)	1	-	
EG4.80.1059	. PIPE, static assembly (Mod.4865, Part A)	1	-	
EG4.80.1071	. PIPE, static assembly (Mod.4865, Part A)	1	-	
EG4.80.1073	. PIPE, static assembly (Mod.4865, Part A)	1	-	
EG4.80.1075	. PIPE, static assembly (Mod.4865, Part A)	1	-	
EG7.80.2053	. PIPE, static assembly (Mod.4865, Part A)	1	-	
EG4.80.1081	. PIPE, static assembly (Mod.4865, Part A)	1	-	
EG4.80.1083	. PIPE, static assembly (Mod.4865, Part A)	1	-	
R EG7.80.5157	. PIPE, pitot (Mod 5466)	1	-	107/14
R EG7.80.5161	. PIPE, pitot (Mod 5466)	1	-	107/15
R EG7.80.5155	. PIPE, static (Mod 5466)	1	-	107/16
R EG7.80.5159	. PIPE, static (Mod 5466)	1	-	107/17
R EG7.80.5163	. PIPE, static (Mod 5466)	1	-	107/18
R EG7.80.5165	. PIPE, pitot (Mod 5466)	1	-	107/19
R EG7.80.5167	. PIPE, static (Mod 5466)	1	-	107/20
R A135/6	. PIPE (Mod 5466)	QR	Rubber	107/21

SERVICES

PITOT AND STATIC PIPES IN FRONT FUSELAGE

Part Number	Description	No. Off	Matl. Spec.	Plate No.
EG7.80.1915	. PIPE, pitot, assembly, from tee piece aft of pressure bulkhead to coupling forward of frame 13, 5/16" o/d x 22 SWG	1	T9	75/37
EG7.80.2079	. PIPE, static, assembly (Mod 4865, Part A)	1	-	
EG7.80.2081	. PIPE, static, assembly (Mod 4865, Part A)	1	-	
EG7.80.2057	. PIPE, static, assembly (Mod 4865, Part A)	1	-	
EG7.80.2059	. PIPE, static, assembly (Mod 4865, Part A)	1	-	
EG7.80.2061	. PIPE, static, assembly (Mod 4865, Part A)	1	-	
EG7.80.2063	. PIPE, static, assembly (Mod 4865, Part A)	1	-	
EG7.80.2087	. PIPE, static, assembly (Mod 4865, Part A)	1	-	
EG7.80.2089	. PIPE, static, assembly (Mod 4865, Part A)	1	-	
EG7.80.2091	. PIPE, static, assembly (Mod 4865, Part A)	1	-	
EG7.80.2095	. PIPE, static, assembly (Mod 4865, Part A)	1	-	
EG7.80.2097	. PIPE, static, assembly (Mod 4865, Part A)	1	-	
EG7.80.2099	. PIPE, static, assembly (Mod 4865, Part A)	1	-	
R EG7.80.2101	. PIPE, static, assembly (Mod 4865, Part A) (Pre SAS4745) (Pre Mod 5466)	1	-	
R EG4.80.1149	. PIPE, static, assembly (Mod 4865, Part A)	1	-	
R EG7.80.2103	. PIPE, pitot, flex, assembly (Mod 4865, Part A) (Pre SAS4745) (Pre Mod 5466)	1	-	
EG7.80.2093	. PIPE, flex, assembly (Mod 4865, Part A)	1	-	
EA3.80.6563	. PIPE, static, assembly (Mod 4865, Part A)	1	-	
EG4.80.1057	. PIPE, static, assembly (Mod 4865, Part B)	2	-	
EG9.80.1107	. PIPE, static, flex, assembly (Mod 4865, Part B)	1	-	
EG7.80.2083	. PIPE, static, assembly (Mod 4865, Part B)	1	-	
R EG7.80.2055	. PIPE, static, assembly (Mod 4865, Part B) (Pre Mod 5466)	1	-	
EG7.80.2065	. PIPE, static, assembly (Mod 4865, Part B)	1	-	
EG7.80.1919	. PIPE, spacer, pitot static, aft of pressure bulkhead 5/16" o/d x 22 SWG	2	T9	75/4
R EG7.80.5347	. PLATE, reinforcing (Mod 5466)	1	1.25mm-L164	107/22
EF2.70.29	. PLUG, drain	2	L64	75/39
R AGS3098	. SEAL, "O" ring (Mod 4865, Part B) (Pre Mod 5466)	2	-	
R AGS3098	. SEAL, "O" ring (Mod 5466)	4	-	107/23
R AGS3099	. SEAL, "O" ring (Mod 4865, Part B) (Pre Mod 5466)	4	-	
R AGS3099	. SEAL, "O" ring (Mod 5466)	7	-	107/24
R AGS2097/C/4C	. STRIP, bonding (Mod 4865, Part B)	2	-	
R D60071	. TRANSMITTER, true airspeed (Mod 5466) Attaching parts for 60071:-	1	-	107/25
R CSP100-3-7W	. Screw	4	-	107/26
R SP122/D	. Washer	4	-	107/27
R -	. Wire, locking	QR	DTD189	107/28
AGS838/6	. TRAP, drain (Mod 4865, Part B)	5	-	
AS2810/4/150	. TUBE, distance	4	L62	76/10
30B/1054948	. TUBING, aluminium, 5/16" dia x 22 SWG, approximately 1-1/2" per assembly (SEM054) (SAS4745)	QR	-	
R AS6712	. UNION, elbow (Pre Mod 5466)	1	-	
R AS6712	. UNION, elbow (Mod 5466)	2	-	107/29
EF2.70.27	. UNION, body, 4-way	7	L64 or L65	75/35
EA1.80.711	. UNION, pressure bulkhead Attaching parts for EA1.80.711:-	5	DTD683	75/6
A25/2B	. Bolt, 4 BA hex. head	6	-	75/1
AGS2001/B/1	. Nut, stiff, 4 BA	6	-	75/3
EA1.80.713	. Ring, sealing (at pressure bulkhead)	3	Neo-K-Tex	75/7
SP13/B	. Washer, 4 BA plain	6	-	75/2
AGS1115/3	. Washer, plate (at pressure bulkhead)	1	-	75/8
EEAS239/1A	. WASHER, 'D' (Mod 4865, Part B)	32	-	
AGS838/9	. WASHER, union (Mod 4865, Part B)	5	-	

SERVICES

PITOT AND STATIC PIPES IN FRONT FUSELAGE

Part Number	Description 1 2 3 4 5 6	No. Off	Matl. Spec.	Plate No.

SERVICES

PITOT AND STATIC PIPES IN PORT WING

Part Number	Description	No. Off	Mtl. Spec.	Plate No.
-	PITOT AND STATIC PIPES IN PORT WING, ASSEMBLY (EG7.80.2757 & (EG7.80.151) (MOD. 5041) Spares for:-	-	-	77/1
EA3.80.5735	. BOOM, PITOT, ASSEMBLY (Less pressure head) Spares for:-	1	-	77/35
EA3.80.5747	. BRACKET, front, assembly	1	-	77/36
EA3.80.6077	. BRACKET, rear, assembly	1	-	77/31
EA3.80.5755	. FAIRLEAD	1	LFS21	77/44
6A/4333459	. HEAD, pressure, Mk. 8T	1	-	77/43
EA3.80.6071	. PIPE, pitot, 5/16" o/d x 22 SWG	1	L56	77/39
EA3.80.6073	. PIPE, static, 5/16" o/d x 22 SWG	1	L56	77/38
EA3.80.5767	. SEAL, at leading edge	1	Rubber	77/37
EA3.80.5741	. SOCKET, reducing	1	L40	77/41
EA3.80.5745	. STEADY, for boom	1	DT0372	77/40
EA3.80.5739	. TUBE, extension	1	T45	77/42
AS4525/5	. CLIP (Mod. 5265)	6	-	
AS3180/9C	. CLIP (Mod. 5265)	2	-	
AGS3924/2	. CLIP (Mod. 5265)	4	-	
EA3.80.5609	. FAIRLEAD, frame 18, 19 and 20 Attaching parts for EA3.80.5609:-	3	LFS21	78/22
A25/15C	. Bolt, 2 BA hex. head	1	-	78/19
AGS2001/C/1	. Nut, stiff, 2 BA	1	-	78/30
SP15/C	. Washer, 2 BA plain	1	-	78/27
EA3.80.5611	. FAIRLEAD, frames 21 and 22 Attaching parts for EA3.80.5611:-	2	LFS21	78/12
A25/13C	. Bolt, 2 BA hex. head	1	-	78/11
AGS2001/C/1	. Nut, stiff, 2 BA	1	-	78/15
SP15/C	. Washer, 2 BA plain	1	-	78/14
EB2.70.1037	. PIECE, spacing, at drain traps	4	L62	78/2
-	. PIPES PITOT AND STATIC, IN OUTER WING, ASSEMBLY (EG7.80.1729) Spares for:-	-	-	78/7
EG7.80.1947	. BRACKET, conduit pipe clip Attaching parts for EG7.80.1947:-	3	L72	78/24
A25/2C	. Bolt, 2 BA hex. head	2	-	78/25
AGS2001/C/1	. Nut, stiff, 2 BA	2	-	78/30
SP13/C	. Washer, 2 BA plain	2	-	78/23
EA1.81.109	. CLIP, pipe, conduit Attaching parts for EA1.81.109:-	3	-	78/29
A25/2C	. Bolt, 2 BA hex. head	2	-	78/21
AGS2001/C/1	. Nut, stiff, 2 BA	2	-	78/28
SP13/C	. Washer, 2 BA plain	2	-	78/26
EB2.70.1037	. PIECE, spacing, drain traps	2	L62	78/10
EG7.80.1731	. PIPE, static, from drain trap tee at outer wing rib 2 to union between rib 2 and 3, 5/16" o/d x 22 SWG	1	L56	77/21
EG7.80.1733	. PIPE, pitot, from drain trap tee at outer wing rib 2 to union between ribs 2 and 3, 5/16" o/d x 22 SWG	1	L56	77/14

SERVICES

PITOT AND STATIC PIPES IN PORT WING

Part Number	1 2 3 4 5 6	Description	No. Off	Mtl. Spec.	Plate No.
EG7.80.1735		PIPE, static from union between ribs 2 and 3 to tee between ribs 3 and 4, 5/16" o/d x 22 SWG	1	L56	77/23
EG7.80.1737		PIPE, pitot, from union between ribs 2 and 3 to tee between ribs 3 and 4, 5/16" o/d x 22 SWG	1	L56	77/15
EG7.80.1739		PIPE, static, from tee between ribs 3 and 4 to union outboard of rib 4, 5/16" o/d x 22 SWG	1	L56	77/24
EG7.80.1741		PIPE, pitot, from tee between ribs 3 and 4 to union outboard of rib 4, 5/16" o/d x 22 SWG	1	L56	77/20
EG7.80.1743		PIPE, static, from union outboard of rib 4 to union inboard of rib 7, 5/16" o/d x 22 SWG	1	L56	77/22
EG7.80.1745		PIPE, pitot, from union outboard of rib 4 to union inboard of rib 7, 5/16" o/d x 22 SWG	1	L56	77/26
EG7.80.1747		PIPE, static, from union inboard of rib 7 to elbow between rib 8 and 8A outer wing	1	L56	77/25
EG7.80.1749		PIPE, pitot, from union inboard of rib 7 to elbow between rib 8 and 8A outer wing, 5/16" o/d x 22 SWG	1	L56	77/27
-		PIPES, PITOT AND STATIC, IN INNER WING ASSEMBLY (EG7.80.1773) Spares for:-	-	-	78/1
EG7.80.217		ANGLE, support, pipe clip, at rib 2 Attaching parts for EG7.80.217:-	1	L72	77/30
A25/1C		Bolt, 2 BA hex. head	2	-	77/34
AGS2001/C/1		Nut, stiff, 2 BA	2	-	77/32
SP13/C		Washer, 2 BA plain	2	-	77/33
EEAS136		BRACKET, for clipping	3	L72	78/4
BELLS BAS243/C2 or BELLS BAS243/N2 or SP91/B		CLIP, microflex No. 2	4	-	78/5
EA3.80.5733		CLIP, minox No. 2	4	-	78/6
EA3.80.5733		CLIP, hose	4	-	
EA3.80.5733		FAIRLEAD, aft of frame 22, rib 1 Attaching parts for EA3.80.5733:-	1	LFS21	78/13
A25/1B		Bolt, 4 BA hex. head	4	-	78/18
AGS2001/B/1		Nut, stiff, 4 BA	4	-	78/16
SP13/B		Washer, 4 BA plain	4	-	78/17
EB2.70.1037		PIECE, spacing, at drain traps	2	L62	78/9
R EG7.80.1857		PIPE, pitot, 1/4" i/d hose, runover engine nacelle, outer wing rib 2 to inner wing rib 6 (Make from 32C/1275031)	1	DHS A135/5 5/16" Bore	77/19
R EG7.80.1859		PIPE, static, 1/4" i/d hose, runover engine nacelle, outer wing rib 2 to inner wing rib 6 (Make from 32C/1275031)	1	DHS A135/5 5/16" Bore	77/8
EG7.80.1861		PIPE, static, from static hose outer wing rib 2 to static drain tee, 5/16" o/d tube x 22 SWG	1	L56	77/10

A.P.101B-0417-3A

SERVICES

PITOT AND STATIC PIPES IN PORT WING

Part Number	Description	No. Off	Matl. Spec.	Plate No.
EG7.80.1863	. . . PIPE, pitot hose outer wing rib 2 to pitot drain tee, 5/16" o/d tube x 22 SWG	1	L56	77/9
EG7.80.1865	. . . PIPE, static, from union, fuselage frame 22, to drain trap tee inboard of rib 5, 5/16" o/d x 22 SWG	1	L56	77/12
EG7.80.1867	. . . PIPE, pitot, from union, fuselage frame 22, to drain trap tee outboard of rib 3, 5/16" o/d x 22 SWG	1	L56	77/2
EG7.80.1869	. . . PIPE, static, from union inboard of rib 5 to connection outboard of rib 6, 5/16" o/d x 22 SWG	1	L56	77/13
EG7.80.1871	. . . PIPE, pitot, from union inboard of rib 5 to connection outboard of rib 6, 5/16" o/d x 22 SWG	1	L56	77/7
EEAS239/1/AH	. . . WASHER, "D", bonding clip attachment	4	L72	78/8
EG7.80.1763	. . . PIPE, pitot, from tee at inner wing connection at frame 22 to drain trap tee between frame 20 and 21, 5/16" o/d x 22 SWG	1	L56	77/3
EG7.80.1765	. . . PIPE, static, from tee at inner wing connection at frame 22 to drain trap tee between frame 20 and 21, 5/16" o/d x 22 SWG	1	L56	77/11
EG7.80.1771	. . . PIPE, static, from tee aft of frame 17 to static connection, centre fuselage, forward of frame 16, 5/16" o/d x 22 SWG	1	L56	77/17
EG7.80.1769	. . . PIPE, static, from drain trap tee between frame 20 and 21 to tee aft of frame 17, 5/16" o/d x 22 SWG	1	L56	77/18
EG7.80.1767	. . . PIPE, pitot, from drain trap tee between frame 20 and 21 to pitot connection, centre fuselage, between frame 17 and 18, 5/16" o/d x 22 SWG	1	L56	77/4
EG7.80.2129	. . . PIPE, pitot, between elbow union connections to pitot boom, outer wing, 5/16" o/d x 22 SWG	1	L56	77/28
EG7.80.2131	. . . PIPE, static, between elbow union connections to pitot boom, outer wing, 5/16" o/d x 22 SWG	1	L56	77/29
EG7.80.1931	. . . PIPE, pitot, from drain trap tee aft of frame 15 to connection at frame 12, 5/16" o/d x 22 SWG	1	L56	77/6
EG7.80.1949	. . . PIPE, pitot, from low pressure union forward of frame 17 to drain trap tee aft of frame 15, 5/16" o/d x 22 SWG	1	L56	77/5
EG7.80.1951	. . . PIPE, static, from connection forward of frame 16 to connection at frame 12, 5/16" o/d x 22 SWG	1	L56	77/16

SERVICES
PITOT AND STATIC PIPES IN PORT WING

Part Number	Description	No. Off	Matl. Spec.	Plate No.
EG7.80.2145	. . PIPE, pitot (Mod.5265) (Mat. Spec. 5/16" o/d, L54 x 22 SWG Ref.30B/1054948)	1	-	
EG7.80.2151	. . PIPE, static (Mod.5265) (Mat. Spec. 5/16" o/d, L54 x 22 SWG Ref.30B/1054948)	1	-	
EG7.80.2149	. . PIPE, pitot (Mod.5265) (Mat. Spec. 5/16" o/d, L54 x 22 SWG Ref.30B/1054948)	1	-	
EG7.80.2147	. . PIPE, static (Mod.5265) (Mat. Spec. 5/16" o/d, L54 x 22 SWG Ref.30B/1054948)	1	-	
EG7.80.2155	. . PIPE, pitot, flex assembly (Mod.5265) (Mat. Spec. 5/16" i/d x 9/16" o/d x 15 1/2" long, DUNLOP A135)	1	-	
EG7.80.2159	. . PIPE, static, flex assembly (Mod.5265) (Mat. Spec. 5/16" i/d x 9/16" o/d x 12 1/2" long DUNLOP A135)	1	-	
AGS838/6	. . TRAP, drain	10	-	
AGS838/1	. . UNION, straight	5	-	
AGS838/2	. . UNION, tee	5	-	
AGS838/3	. . UNION, elbow	4	-	
AGS838/4	. . UNION, nut	36	-	
AGS838/8	. . WASHER, sealing	28	-	
AGS838/9	. . WASHER, sealing	6	-	
EEAS239/1/AH	. . WASHER, "D"	10	-	78/3

TURBO-ALTERNATOR IN PORT WING

Ref. No.	Part No.	Description							No. off	Matl. Spec.	Cl. of Equip. M.R. L.M.	Fig. and Index
		1	2	3	4	5	6	7				
	-	TURBO-ALTERNATOR, INSTALLATION							-	-	-	80/30
		(E.G.7.61.1)										
		Spares for:-										
42541	E.G.7.61.29	BEARING, spherical							1	S80	C	79/21
42542	E.G.7.61.23	BLOCK, self aligning, gear box mounting							1	Phos. Bronze	C	79/22
42543	E.G.7.61.69	BOLT, special, 3/8" BSF, bearing mounting							1	S114	C	79/19
42544	E.G.7.61.127	BOLT, special, 3/8" BSF, alternator mounting							1	S114	C	79/7
26DK/9189	EEAS.222/2C	BOLT, special, 2 BA, air inlet pipe to turbo alternator							20	H.T.S.	C	80/28
		attachment										
42545	E.G.7.61.13	BRACKET, gear box mounting							1	S521	C	79/13
		Attaching parts for E.G.7.61.13:-										
42546	E.G.7.61.87	Bolt, special, 3/8" BSF							4	H.T.S.	C	79/10
28W/9419489	SP16/J	Washer, 3/8" BSF plain							4	-	C	79/11
42547	E.G.7.61.19	BRACKET, gear box mounting							1	S21	C	79/18
		Attaching parts for E.G.7.61.19:-										
42548	E.G.7.61.89	Bolt, special, 3/8" BSF							4	H.T.S.	C	79/25
1438898	E.G.7.61.141	Shims, laminated							2	LA3	C	
28W/9419489	SP16/J	Washer, 3/8" BSF plain							4	-	C	79/24
	-	MOUNTING, GEAR BOX, PORT, ASSEMBLY							-	-	-	80/14
		(E.G.7.61.5)										
		Spares for:-										
42549	E.G.7.61.21	BRACKET, gear box mounting, port							1	S21	C	80/1
42550	E.G.7.61.33	BRACKET, top, rib 3, port							1	L65	C	80/6
		Attaching parts for E.G.7.61.33:-										
28D/1215660	A59/4C	Bolt, 2 BA hex. head							4	-	C	80/13
28M/9403520	A27/CP	Nut, 2 BA plain							6	-	C	80/8
	E.G.7.61.47	Piece, packing							1	L65	-	80/11
1028	EEAS.1/3C	Screw, 2 BA 120° c'sk head							2	S96	C	80/7
42551	E.G.7.61.45	Washer, 'D'							4	L72	C	80/12
	EEAS.28/8/FR	Washer							1	L72	-	80/10
28W/9419402	SP13/C	Washer, 2 BA, plain							6	-	C	80/9
	-	BRACKET, GEAR BOX MOUNTING, PORT,							-	-	-	79/17
		ASSEMBLY (E.G.7.20.149)										
		Spares for:-										
	E.G.7.20.153	BRACKET, channel							1	EEDX.125	-	79/3
		Attaching parts for E.G.7.20.153:-										
28D/1215659	A59/3C	Bolt, 2 BA hex. head							4	-	C	79/4
28M/1006473	A27/CT	Nut, 2 BA thin							4	-	C	79/6
28W/9419402	SP13/C	Washer, 2 BA plain							4	-	C	79/5
	E.G.7.20.651	BRACKET, channel							1	EEDX.125	-	79/1
		Attaching parts for E.G.7.20.651:-										
38D/1215659	A59/3C	Bolt, 2 BA hex. head							4	-	C	79/2
28M/1006473	A27/CT	Nut, 2 BA thin							4	-	C	79/9
28W/9419402	SP13/C	Washer, 2 BA plain							4	-	C	79/8

SERVICES

TURBO-ALTERNATOR IN PORT WING

Ref. No.	Part No.	Description							No. off	Mati. Spec.	Cl. of Equip. M.R. L.M.	Fig. and Index
		1	2	3	4	5	6	7				
42555	E.G7.20.161								S113	C	79/12	
42556	E.G7.61.17								L65	C	80/5	
28D/1213605	A59/4G								-	C	80/2	
28M/1011470	A27/GT								-	C	80/4	
28W/9419403	SP13/G								-	C	80/3	
42557	E.G7.61.25								L65	C	80/18	
28D/1215683	A59/4E								-	C	80/15	
28M/1007403	A27/ET								-	C	80/16	
28W/9418921	SP13/E								-	C	80/17	
42558	E.G7.61.37								L65	C	80/53	
28D/1215661	A59/5C								-	C	80/57	
28M/9403520	A27/CP								-	C	80/51	
	E.G7.61.129								L72	-	80/54	
	E.G7.61.51								L65	-	80/55	
42551	E.G7.61.45								L72	C	80/56	
28W/9419402	SP13/C								-	C	80/52	
42559	E.G7.61.41								L65	C	80/41	
28D/1215660	A59/4C								-	C	80/46	
28D/1215661	A59/5C								-	C	80/45	
28M/9403520	A27/CP								-	C	80/39	
	E.G7.61.131								L72	-	80/43	
	E.G7.61.49								L65	-	80/42	
42551	E.G7.61.45								L72	C	80/44	
28W/9419402	SP13/C								-	C	80/40	
	E.G7.61.75								T45	LM	80/33	
42556	E.G7.61.17								L65	C	80/48	
1096	EEAS.37/15A								S96	C	80/37	
1571	EEAS.38/2A								S96	LM	80/38	
	E.G7.61.43								T45	-	80/34	
28D/1213605	A59/4G								-	C	80/47	
1096	EEAS.37/15A								S96	C	80/19	
28M/1011470	A27/GT								-	C	80/50	
1571	EEAS.38/2A								-	LM	80/20	
28W/9419403	SP13/G								-	C	80/49	
	E.G7.61.77								T45	LM	80/31	
42556	E.G7.61.17								L65	C	80/48	
1096	EEAS.37/15A								S96	C	80/37	
1571	EEAS.38/2A								S96	LM	80/38	

TURBO-ALTERNATOR IN PORT WING

Ref. No.	Part No.	Description							No. off	Mati. Spec.	Cl. of Equip. M.R. L.M.	Fig. and Index
		1	2	3	4	5	6	7				
	E.G7.61.39								1	T45	-	80/32
28D/1213605	A59/4G								1	-	C	80/47
1096	EEAS.37/15A								4	S96	C	80/19
28M/1011470	A27/GT								1	-	C	80/50
1571	EEAS.38/2A								2	-	LM	80/20
28W/9419403	SP13/G								1	-	C	80/49
	E.G7.61.79								1	T45	-	80/35
42556	E.G7.61.17								1	L65	C	80/48
1096	EEAS.37/15A								4	S96	C	80/37
1571	EEAS.38/2A								2	S96	LM	80/38
	E.G7.61.35								1	T45	-	80/36
28D/1213605	A59/4G								1	-	C	80/47
1096	EEAS.37/15A								4	S96	C	80/19
28M/1011470	A27/GT								1	-	C	80/50
1571	EEAS.38/2A								2	-	LM	80/20
28W/9419403	SP13/G								1	-	C	80/49
42561	E.G7.61.27								1	S1	C	79/20
42562	E.G7.61.31								1	S1	C	79/23
42563	E.G7.75.35								1	L54	C	80/27
	E.G7.75.109								2	LA3	-	80/29
34784	BELLS								1	-	C	80/25
	BAS.16/2/F/40/3											
8046230	BELLS								QR	-	C	80/26
	BAS.23/2/J26/2											
	GODFREY 161066								1	-	-	80/21
5UA/8467	ROTAX N.0318								1	-	A	80/22
5UC/4357593	GODFREY C.P.S.3 Mk. 4								1	-	A	79/14
5UC/4396009	ROTAX U.7703								1	-	A	79/16
37L/19003	GODFREY 161078								1	-	A	80/24
5UC/7011	GODFREY 101401								1	-	C	79/15
5UB/4342763	ROTAX P.6601								1	-	C	80/23

R

TURBO-ALTERNATOR IN STARBOARD WING

Ref. No.	Part No.	Description	No. off	Matl. Spec.	Cl. of Equip. M.R. L.M.	Fig. and Index
R	-	TURBO-ALTERNATOR, INSTALLATION	-	-	-	81/14
		(E.G7.61.3)				
		Spares for:-				
	42541 E.G7.61.29	BEARING, spherical	1	BAC.M37	C	82/23
	42542 E.G7.61.23	BLOCK, self aligning, gearbox mounting	1	Phos. Bronze	C	82/22
	42543 E.G7.61.69	BOLT, special, 3/8" BSF, bearing mounting	1	S114	C	82/25
	42544 E.G7.61.127	BOLT, special, 3/8" BSF, alternator mounting	1	S114	C	82/1
	26DK/9189 EEAS.222/2C	BOLT, special, 2 BA, air inlet pipe to turbo-alternator	20	H.T.S.	C	81/20
		attachment				
	42545 E.G7.61.13	BRACKET, gear box mounting	1	S521	C	82/10
		Attaching parts for E.G7.61.13:-				
	42546 E.G7.61.87	Bolt, special, 3/8" BSF	4	H.T.S.	C	82/12
	28W/9419489 SP16/J	Washer, 3/8" BSF plain	4	-	C	82/11
R	42547 E.G7.61.19	BRACKET, gear box mounting	1	S21	C	82/20
		Attaching parts for E.G7.61.19:-				
	42548 E.G7.61.89	Bolt, special, 3/8" BSF	4	H.T.S.	C	82/18
	1438898 E.G7.61.141	Shim, laminated	2	LA3	C	82/26
	28W/9419489 SP16/J	Washer, 3/8" BSF plain	4	-	C	82/19
	-	MOUNTING, GEAR BOX, STARBOARD,	-	-	-	81/15
		ASSEMBLY (E.G7.61.7)				
		Spares for:-				
R	42565 E.G7.61.53	BRACKET, gear box mounting	1	S21	C	81/21
	42566 E.G7.61.59	BRACKET, centre, rib 2, starboard	1	L65	C	81/9
		Attaching parts for E.G7.61.59:-				
	28D/1214526 A59/2C	Bolt, 2 BA hex. head	2	-	C	81/13
	28D/1215659 A59/3C	Bolt, 2 BA hex. head	2	-	C	81/12
	28M/9403520 A27/CP	Nut, 2 BA plain	6	-	C	81/11
	1028 EEAS.1/3C	Screw, 2 BA 120° c'sk head	2	S96	C	81/8
	28W/9419402 SP13/C	Washer, 2 BA plain	6	-	C	81/10
	-	BRACKET, GEAR BOX MOUNTING,	-	-	-	82/14
		STARBOARD, ASSEMBLY				
		(E.G7.20.757)				
		Spares for:-				
	E.G7.20.765	BRACKET, channel	1	EEDX125	-	82/5
		Attaching parts for E.G7.20.765:-				
	28D/1215659 A59/3C	Bolt, 2 BA hex. head	4	-	C	82/2
	28M/1006473 A27/CT	Nut, 2 BA thin	4	-	C	82/3
	28W/9419402 SP13/C	Washer, 2 BA plain	4	-	C	82/4
	E.G7.20.775	BRACKET, channel	1	EEDX125	-	82/6
		Attaching parts for E.G7.20.775:-				
	28D/1215659 A59/3C	Bolt, 2 BA hex. head	4	-	C	82/7
	28M/1006473 A27/CT	Nut, 2 BA thin	4	-	C	82/8
	28W/9419402 SP13/C	Washer, 2 BA plain	4	-	C	82/9

SERVICES

TURBO-ALTERNATOR IN STARBOARD WING

Ref. No.	Part No.	Description							No. off	Matl. Spec.	Cl. of Equip. M.R. L.M.	Fig. and Index
		1	2	3	4	5	6	7				
42555	E.G7.20.161								1	S113	C	82/13
42556	E.G7.61.17								1	L65	C	81/16
28D/1213605	A59/4G								1	-	C	81/19
28M/1011470	A27/GT								1	-	C	81/17
28W/9419403	SP13/G								1	-	C	81/18
42557	E.G7.61.25								2	L65	C	81/45
28D/1215683	A59/4E								2	-	C	81/44
28M/1007403	A27/ET								2	-	C	81/42
28W/9418921	SP13/E								2	-	C	81/43
42570	E.G7.61.113								1	L65	C	81/53
28D/1215659	A59/3C								4	-	C	81/50
28D/1215660	A59/4C								2	-	C	81/49
28M/9403520	A27/CP								6	-	C	81/55
	E.G7.61.133								1	L72	-	81/52
42551	E.G7.61.45								3	L72	C	81/51
28W/9419402	SP13/C								6	-	C	81/54
42571	E.G7.61.121								1	S95	C	81/5
28D/1215659	A59/3C								2	-	C	81/1
28D/1215660	A59/4C								2	-	C	81/6
28M/9403520	A27/CP								4	-	C	81/4
	E.G7.61.15								1	L72	-	81/2
	E.G7.61.135								1	L72	-	81/7
28W/9419402	SP13/C								4	-	C	81/3
42560	E.G7.61.83								1	T45	C	81/22
42556	E.G7.61.17								1	L65	C	81/31
1096	EEAS.37/15A								4	S96	C	81/29
1571	EEAS.38/2A								2	S94	LM	81/30
	E.G7.61.63								1	-	C	81/23
28D/1213605	A59/4G								1	-	C	81/34
1096	EEAS.37/15A								4	S96	C	81/47
28M/1011470	A27/GT								1	-	C	81/32
1571	EEAS.38/2A								2	S94	LM	81/46
28W/9419403	SP13/G								1	-	C	81/33
	E.G7.61.85								1	T45	-	81/27
42556	E.G7.61.17								1	L65	C	81/31
1096	EEAS.37/15A								4	S96	C	81/29
1571	EEAS.38/2A								2	S94	LM	81/30

AP101B-0417-3A

SERVICES

TURBO-ALTERNATOR CONTROL UNITS COOLING IN PORT WING

Part Number	Description 1 2 3 4 5 6	No. Off	Mati. Spec.	Plate No.
-	TURBO-ALTERNATOR CONTROL UNITS COOLING IN PORT WING, ASSEMBLY (EG7.75.607) Spares for:—	-	-	83/35
KING A/C C6045/22/H	. CLAMP, pipe, fan to branch pipe	1	-	83/41
BELLS BAS243/S.0	. CLIP, minox	1	-	83/34
BELLS BAS243/S.1	. CLIP, minox	6	-	83/9
EG7.75.611	. FAN, BLOWER MOTOR. GROUP Consisting of:—	1	-	83/32
A25/3C PLANNAIR	. . BOLT, 2BA hex head	8	-	83/15
3/PL/182/271/ Mk 3 EG7.81.2127	. . BLOWER, motor	1	-	83/31
	. . CABLE, ASSEMBLY, P473, FROM PORT FAN MOTOR OUTBOARD RIB 3 TO PORT 200 VOLT TERMINAL BLOCK OUTBOARD OF RIB 3A, GROUP Consisting of:—	1	-	83/30
UNINYVIN 22	. . . CABLE, uninyvin 22	QR	-	83/29
HT50-1/2	. . . SLEEVE, Helsyn 150, white, 1/2" long	2	-	83/25
EEAS146/22	. . . SLEEVE, 1/4" long	QR	-	83/22
EEAS146/22	. . . SLEEVE, 3/4" long	QR	-	83/24
EEAS146/6	. . . SLEEVE, 1" long	QR	-	83/26
HC294	. . . TAG, ring tongue	6	-	83/21
EG7.75.615	. . GASKET, 1/16" thick	1	DTD378A	83/14
EG7.75.631	. . MOUNTING, fan, assembly	1	L65	83/20
AGS2001/C/1	. . NUT, stiff, 2BA	8	-	83/12
SP15/C	. . WASHER, 2BA plain	8	-	83/13
	Attaching parts for EG7.75.611:—			
A25/2C EEAS21/A/8/GR	. Bolt, 2BA hex head	6	-	83/16
	. Washer, "D"	6	L72	83/19
EG7.75.617	. PIPE, branch, from blower unit connection to joint sleeves between ribs 3 and 3A	1	L54	83/39
EG7.75.619	. PIPE, outlet, unit cooling between ribs 3 and 3A	1	L54	83/38
EG7.75.621	. PIPE, assembly, between sleeve joints at rib 3A	1	L54	83/27
EG7.75.625	. PIPE, bend, assembly, rib 2B	1	L54	83/33
EG7.75.627	. PIPE, outlet, unit cooling, rib 2B	1	L54	83/37

R
R

SERVICES

TURBO-ALTERNATOR CONTROL UNITS COOLING IN PORT WING

Part Number	Description	No. Off	Matl. Spec.	Plate No.
EG7.75.629	. PLATE, blanking	10	L72	83/5
EG7.75.637	. PLATE, blanking	2	L72	83/6
EG7.75.721	. PLATE, blanking	2	L72	83/7
EG7.81.2113	. PLATE, blanking	1	L72	83/4
EG7.75.633	. PLATE, bolt, blanking plate securing Attaching parts for EG7.75.633:—	14	S510	83/11
EG7.75.635	. Nut, knurled, 2BA	14	S1	83/18
SP55/C	. Washer, 2BA, spring	14	-	83/17
EG7.81.2115	. PLATE, bolt, blanking plate securing Attaching parts for EG7.81.2115:—	1	S510	83/1
EG7.75.635	. Nut, knurled, 2BA	1	S1	83/2
SP55/C	. Washer, 2BA, spring	1	-	83/3
AS5403	. RING, sealing, clamp connection	1	-	83/40
BELLS	. SLEEVE, connecting	2	-	83/36
BAS160/1/3/ 20/10				
BELLS	. SLEEVE, connecting	1	-	83/10
BAS160/1/3/ 24/10				
BAS184/0	. TAPE, dumbbell	QR	-	83/8
BELLS	. TAPE, asbestos, 1".0 wide × 1/16" thick	QR	-	83/28
EEAS237/6/AH	. WASHER, "D", bonding clip attachment	4	L72	83/23

R

SERVICES

TURBO-ALTERNATOR CONTROL UNITS COOLING IN STARBOARD WING

Part Number	Description	No. Off	Mati. Spec.	Plate No.	
					1
-	TURBO-ALTERNATOR CONTROL UNITS COOLING IN STARBOARD WING, ASSEMBLY (EG7.75.609) Spares for:—	-	-	84/36	
KING A/C C6045/22/H BELLS BAS243/S.0 BELLS BAS243/S.1 EG7.75.653	. CLAMP, pipe, fan to branch pipe	1	-	84/37	
	. CLIP, minox	1	-	84/40	
	. CLIP, minox	6	-	84/11	
	. FAN, BLOWER MOTOR, GROUP Consisting of:—	1	-	84/13	
A25/3C PLANNAIR 3/PL/182/271/ Mk 3 EG7.81.2128	. . BOLT, 2BA hex head	8	-	84/19	
	. . BLOWER, motor	1	-	84/14	
	. . CABLE, ASSEMBLY, S474, FROM STARBOARD FAN MOTOR OUTBOARD OF RIB 3 TO STARBOARD 200 VOLT TERMINAL BLOCK OUTBOARD OF RIB 2. GROUP Consisting of:—	1	-	84/17	
R R UNINYVIN 22 HT50-1/2 EEAS146/22 EEAS146/22 EEAS146/6 HC294 EG7.75.615 EG7.75.631 AGS2001/C/1 SP15/C	. . . CABLE, uninyvin 22	QR	-	84/18	
	. . . SLEEVE, Helsyn 150, white, 1/2" long	2	-	84/23	
	. . . SLEEVE, 1/4" long	QR	-	84/25	
	. . . SLEEVE, 3/4" long	QR	-	84/24	
	. . . SLEEVE, 1" long	QR	-	84/22	
	. . . TAG, ring tongue	6	-	84/26	
	. . . GASKET, 1/16" thick	1	DTD378A	84/15	
	. . . MOUNTING, fan, assembly	1	L65	84/16	
	. . . NUT, stiff, 2BA	8	-	84/21	
	. . . WASHER, 2BA plain	8	-	84/20	
	Attaching parts for EG7.75.653:—				
A25/2C EEAS21/A/8/G/R	. Bolt, 2BA hex head	6	-	84/30	
	. Washer, "D"	6	L72	84/27	
EG7.75.618	. PIPE, branch, from blower unit connection to sleeve joints between ribs 3 and 3A	1	L54	84/39	
EG7.75.619	. PIPE, outlet, unit cooling, between ribs 3 and 3A	1	L54	84/41	
EG7.75.621	. PIPE, assembly, between sleeve joints at rib 3A	1	L54	84/33	
EG7.75.625	. PIPE, bend, assembly, rib 2B	1	L54	84/35	
EG7.75.628	. PIPE, outlet, unit cooling, rib 2B	1	L54	84/42	

SERVICES

TURBO-ALTERNATOR CONTROL UNITS COOLING IN STARBOARD WING

Part Number	Description	No. Off	Mtl. Spec.	Plate No.
EG7.75.629	. PLATE, blanking	12	L72	84/1
EG7.75.637	. PLATE, blanking	2	L72	84/2
EG7.81.2113	. PLATE, blanking	1	L72	84/6
EG7.75.633	. PLATE, bolt, blanking plate securing Attaching parts for EG7.75.633:—	14	S510	84/7
EG7.75.635	. Nut, knurled, 2BA	13	S1	84/29
AGS2001/C/1	. Nut, stiff, 2BA (at one position only)	1	—	84/8
SP55/C	. Washer, 2BA spring	13	—	84/28
EEAS27/16/ER	. Washer (at one position only)	1	L72	84/9
EG7.81.2115	. PLATE, bolt, blanking plate securing Attaching parts for EG7.81.2115:—	1	S510	84/3
EG7.75.635	. Nut, knurled, 2BA	1	S1	84/4
SP55/C	. Washer, 2BA spring	1	—	84/5
AS5403	. RING, sealing, clamp connection	1	—	84/38
BELLS	. SLEEVE, connecting	2	—	84/34
BAS160/1/3/ 20/10				
BELLS	. SLEEVE, connecting	1	—	84/12
BAS160/1/3/ 24/10				
BELLS	. TAPE, dumbbell	QR	—	84/10
BAS184/0				
BELLS	. TAPE, asbestos, 1".0 wide x 1/16" thick	QR	—	84/32
EEAS237/6AH	. WASHER, "D", bonding clip attachment	4	L72	84/31

R

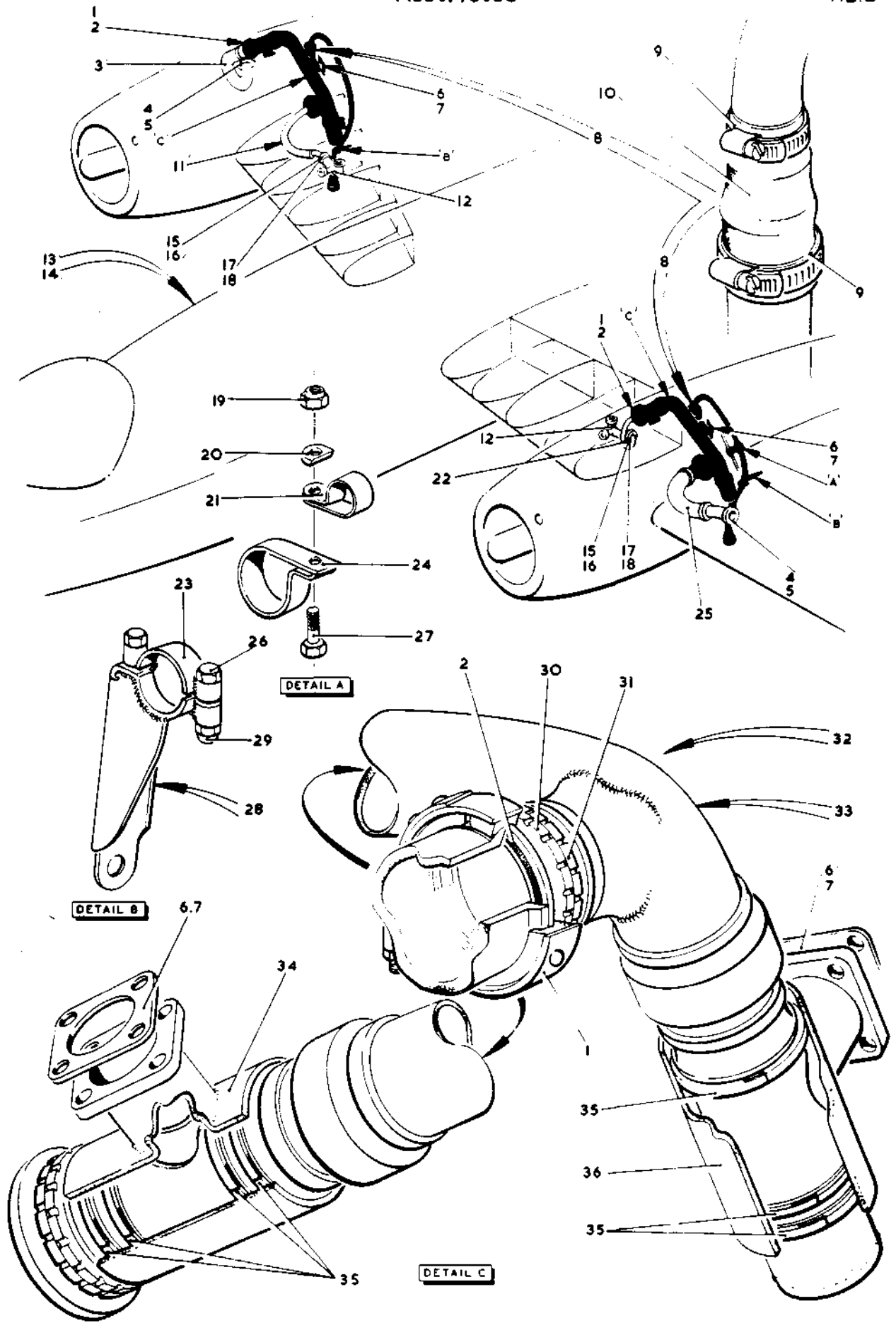


FIG.1 AIR CONNECTIONS TO ENGINE COMPRESSORS IN WINGS
Restricted



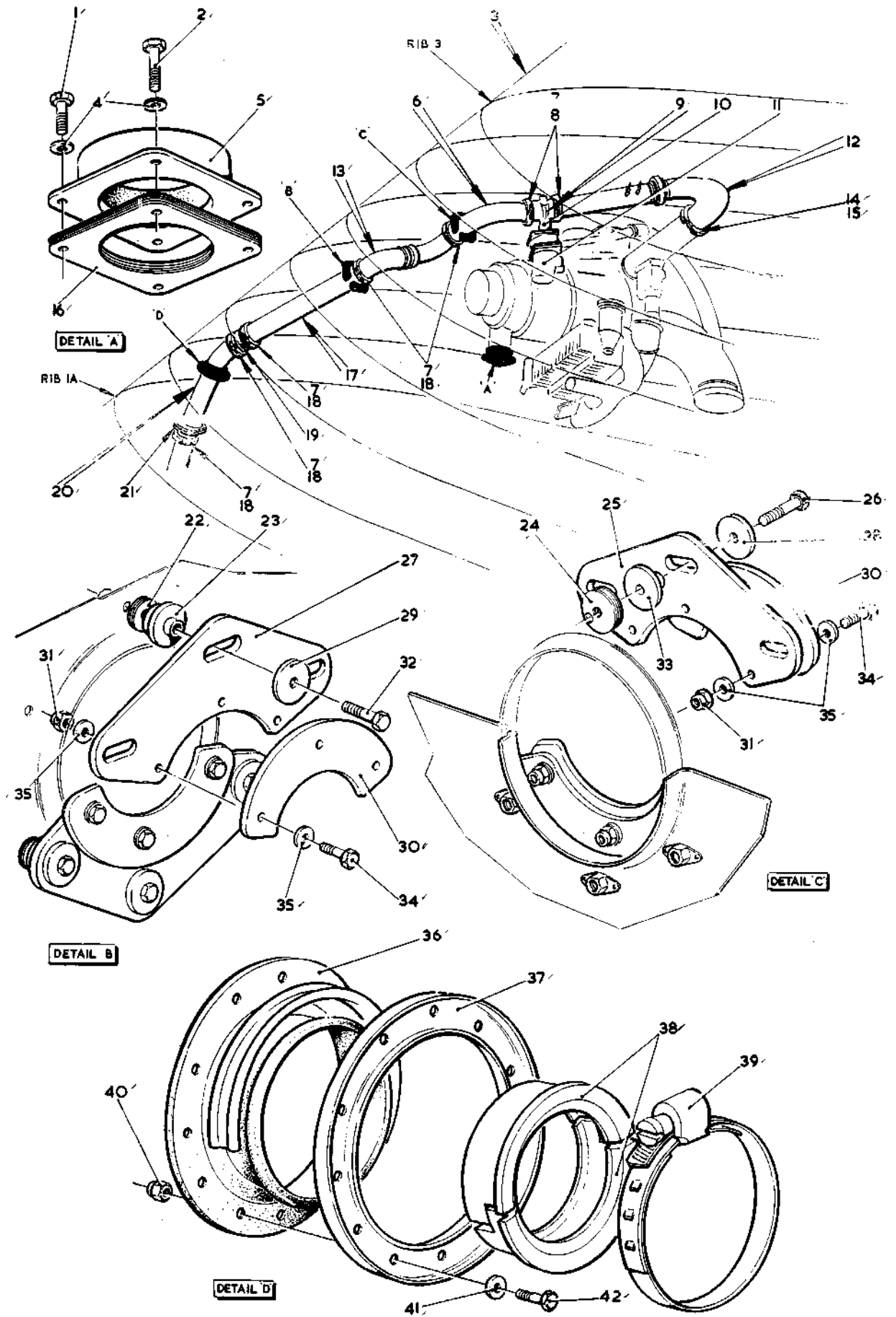


FIG 2 AIR TURBINE PIPES IN PORT WING
Restricted



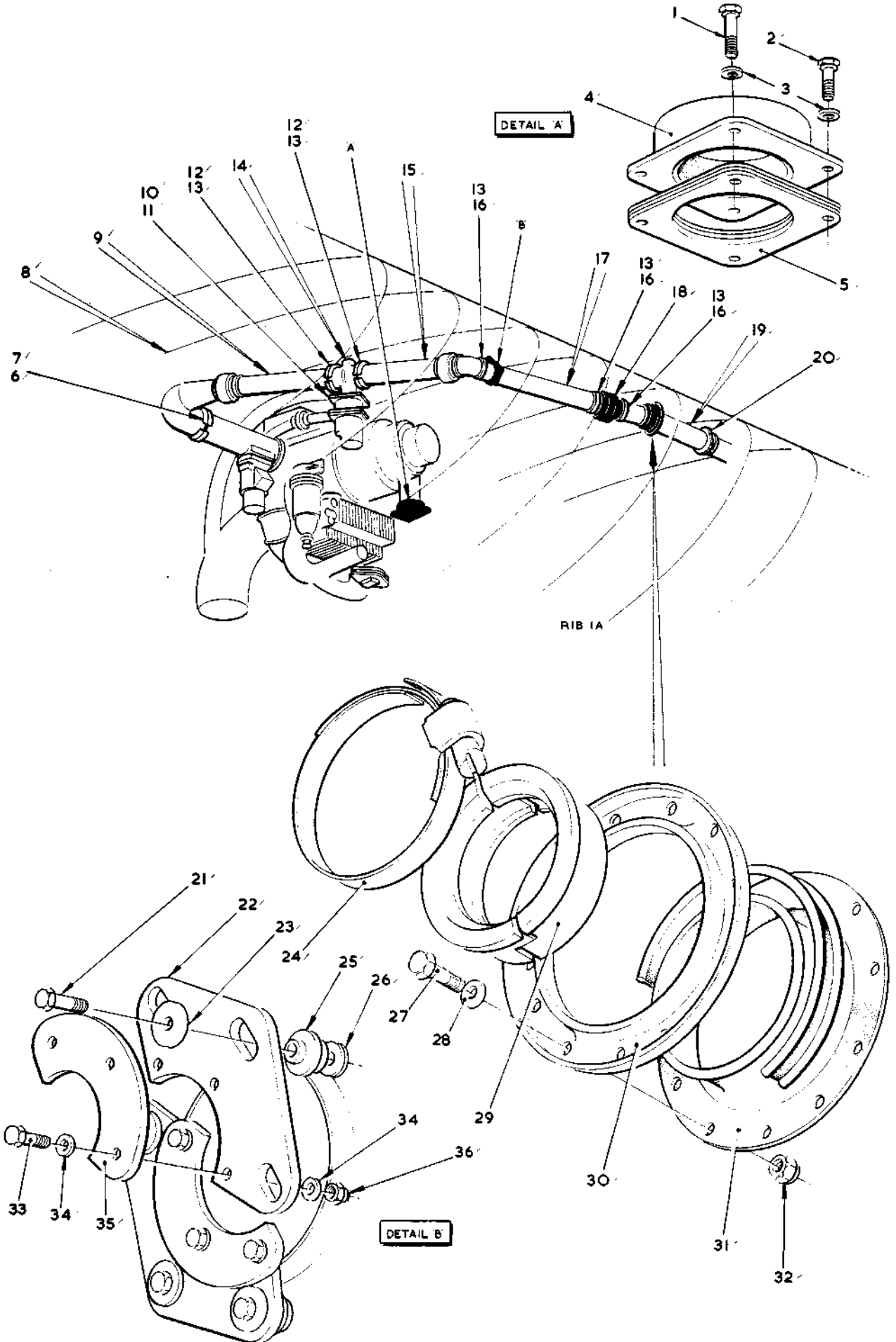


FIG.4 AIR TURBINE PIPES IN STARBOARD WING
Restricted



Restricted

AL 2

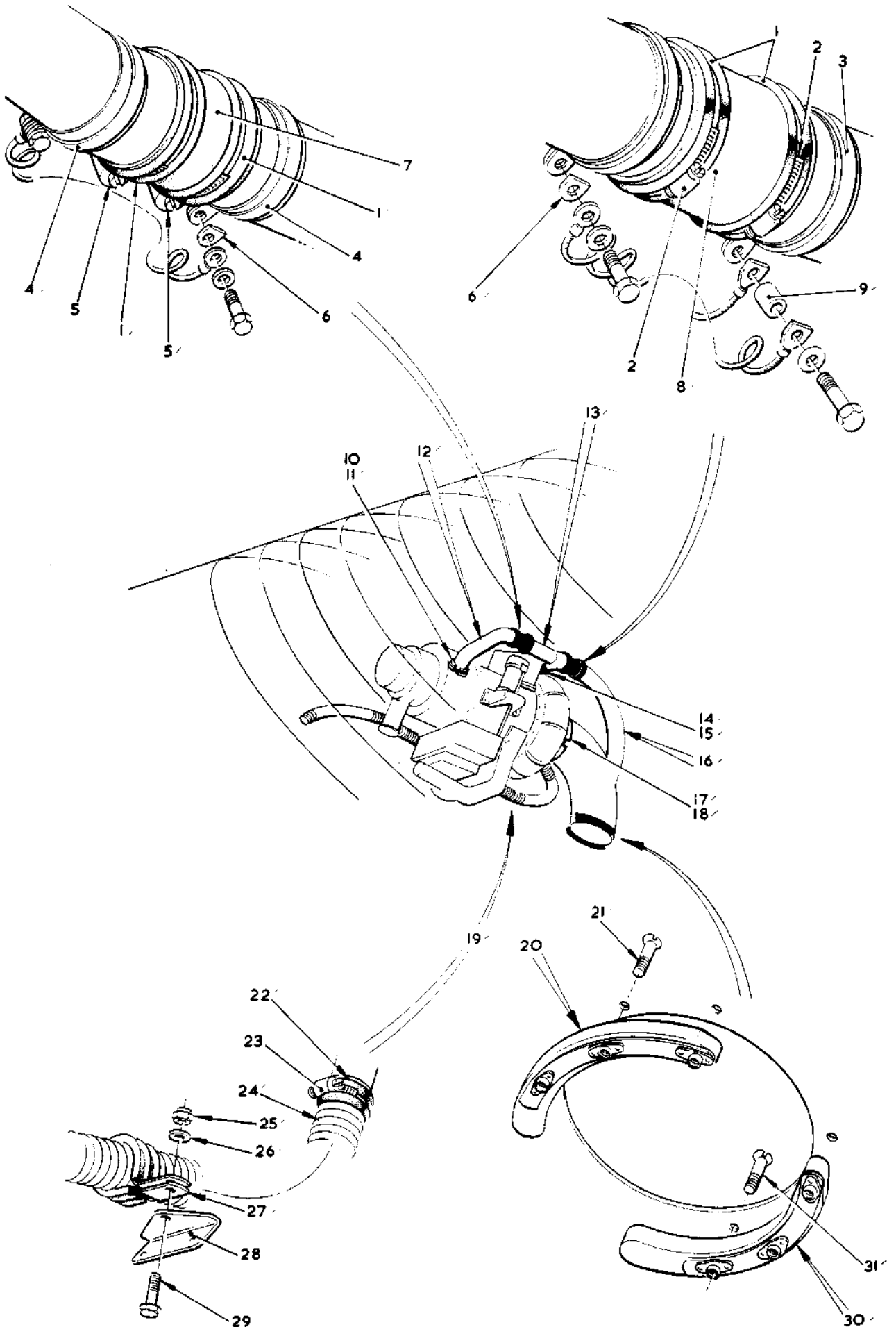


FIG. 5 AIR TURBINE PIPES IN STARBOARD WING
Restricted



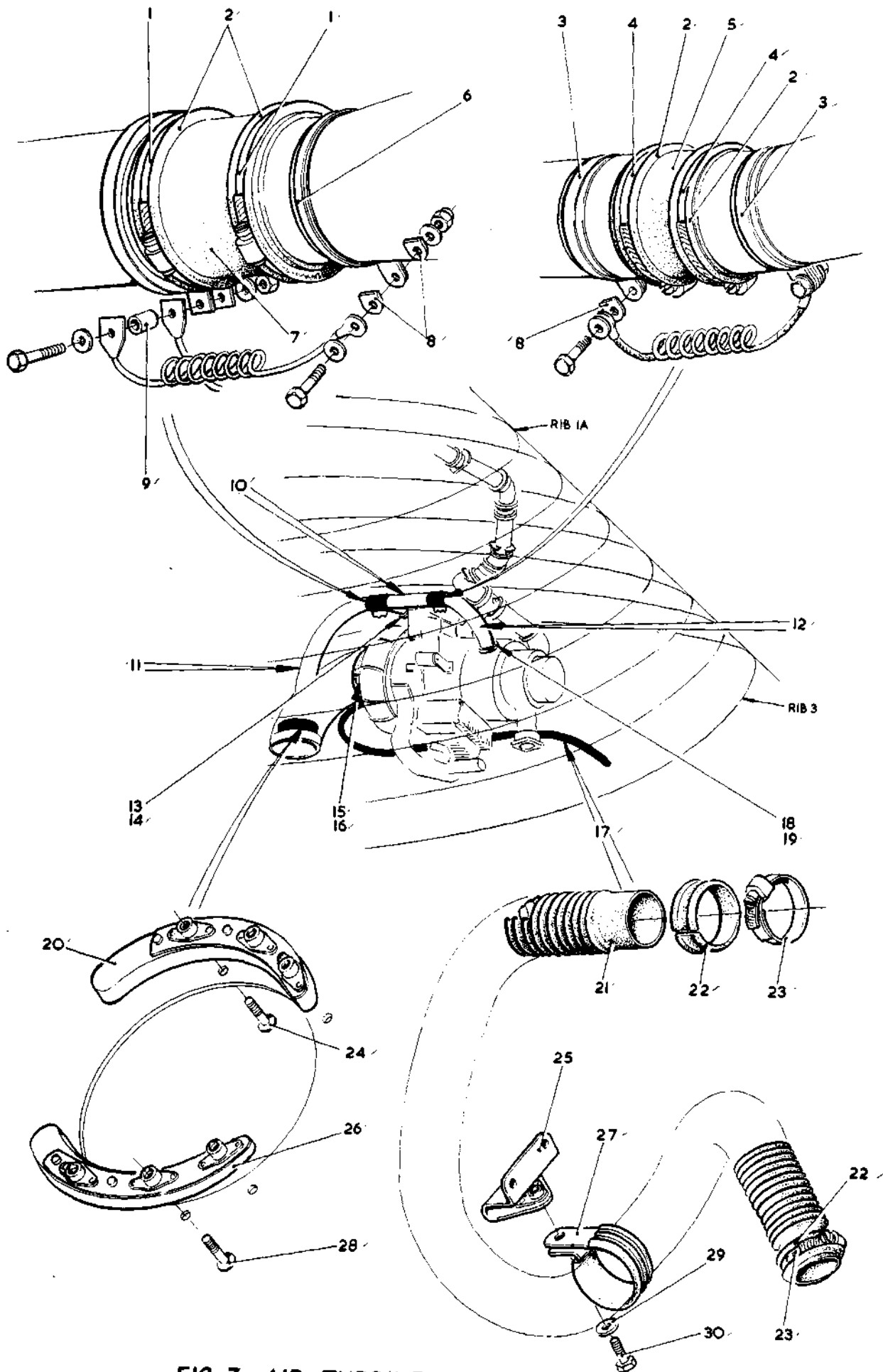


FIG 3 AIR TURBINE PIPES IN PORT WING
Restricted



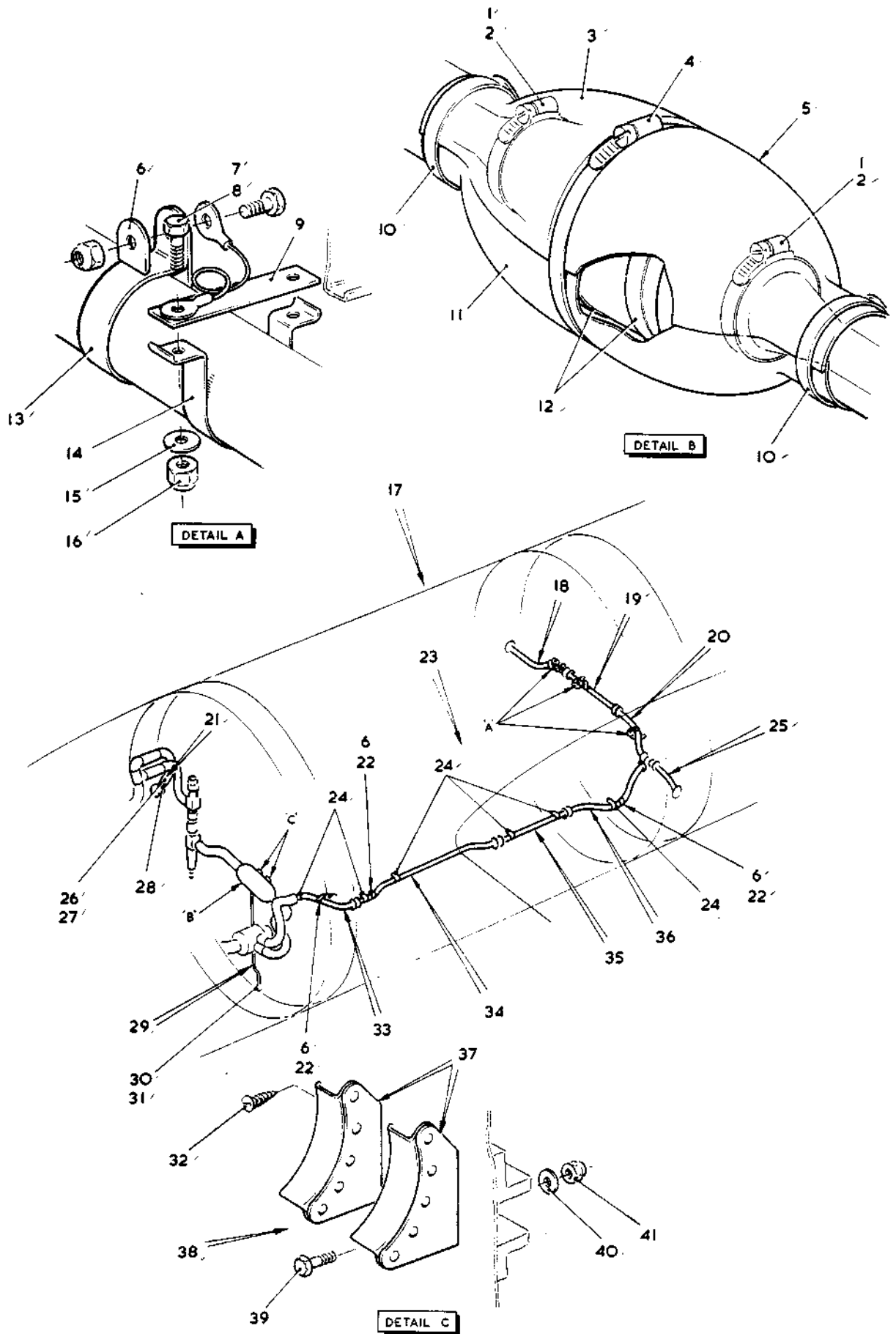


FIG.6 AIR VENTILATED SUIT IN CENTRE FUSELAGE
Restricted



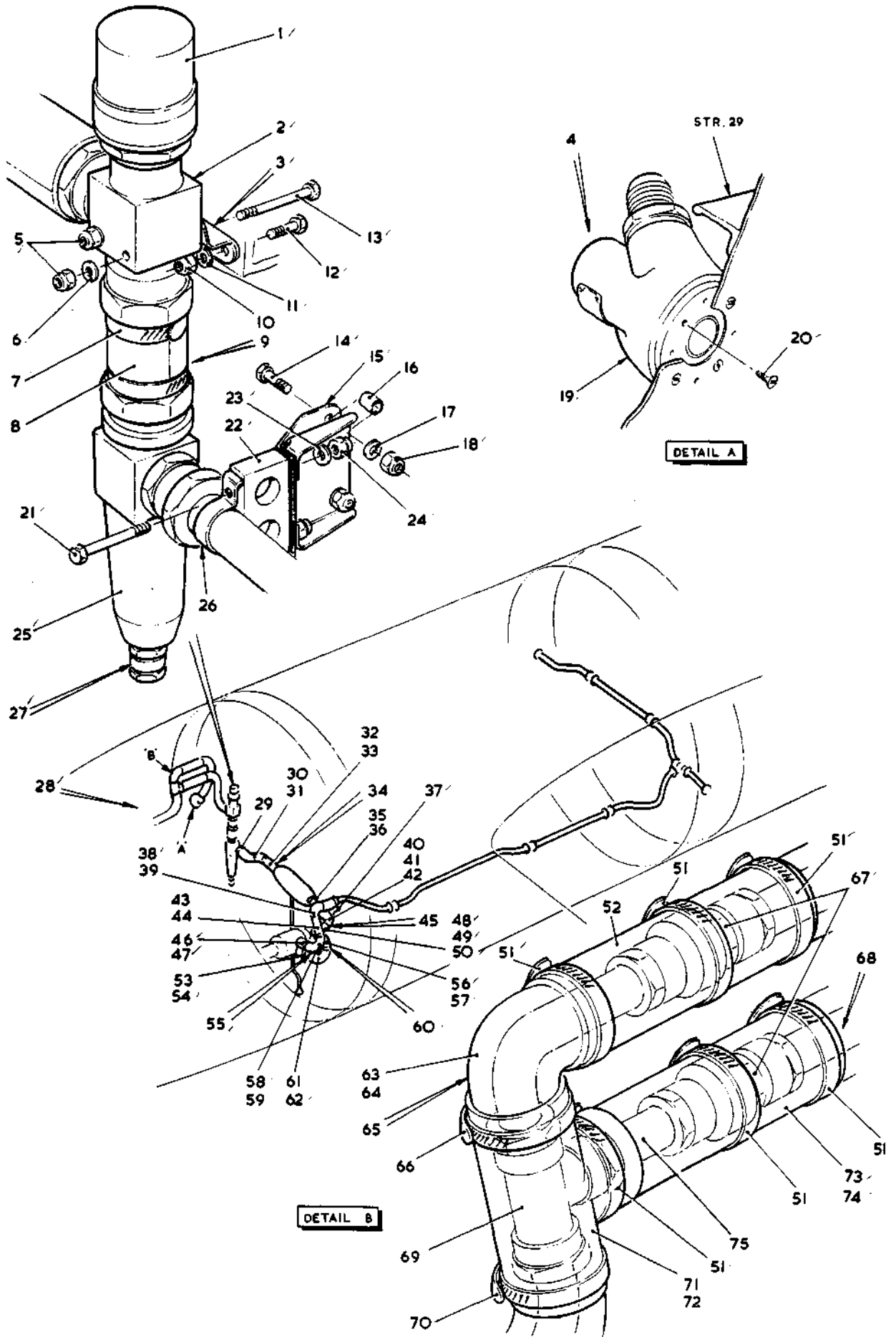


FIG.7 AIR VENTILATED SUIT IN CENTRE FUSELAGE

Restricted



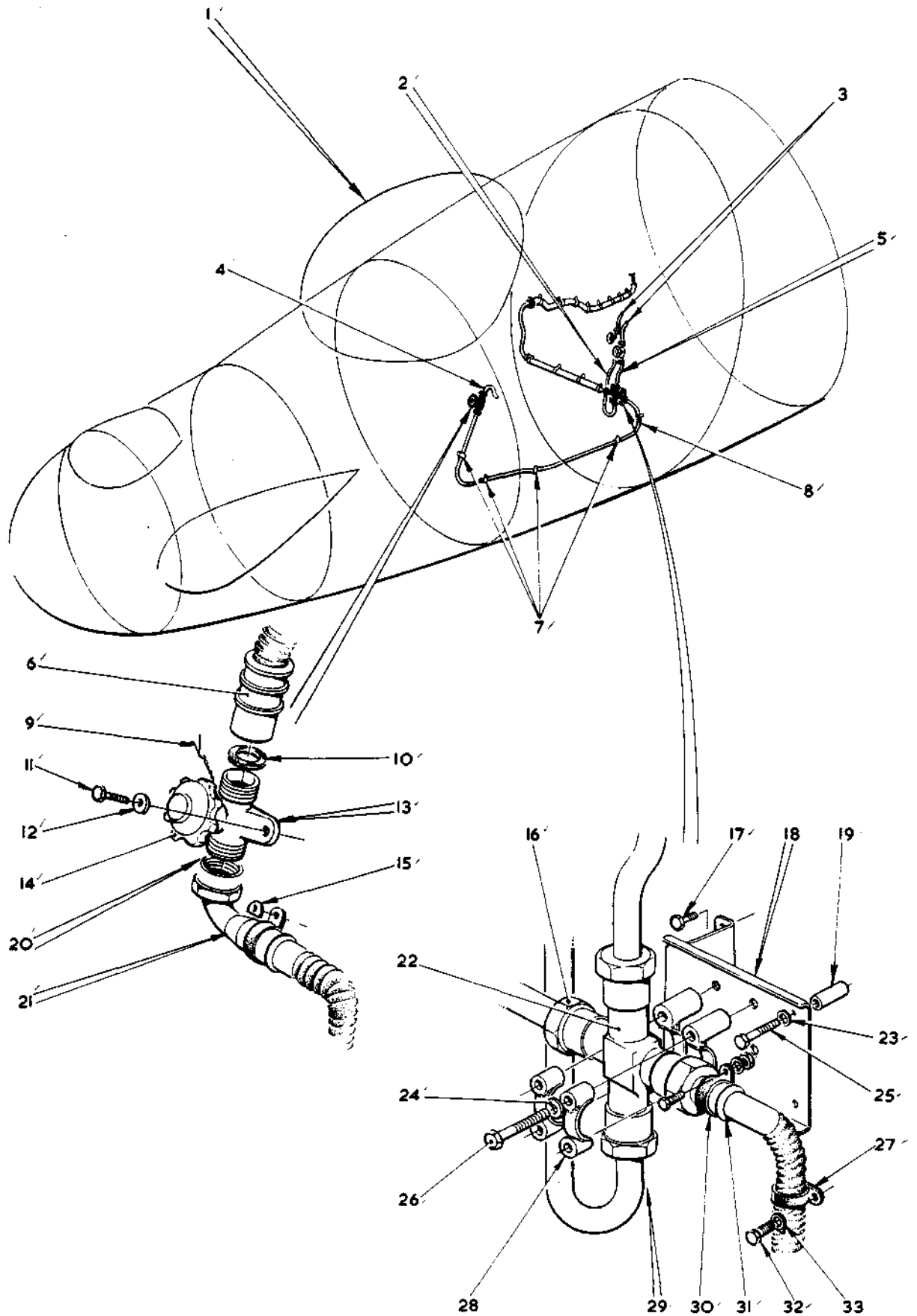


FIG. 8 AIR VENTILATED SUIT IN FRONT FUSELAGE
Restricted



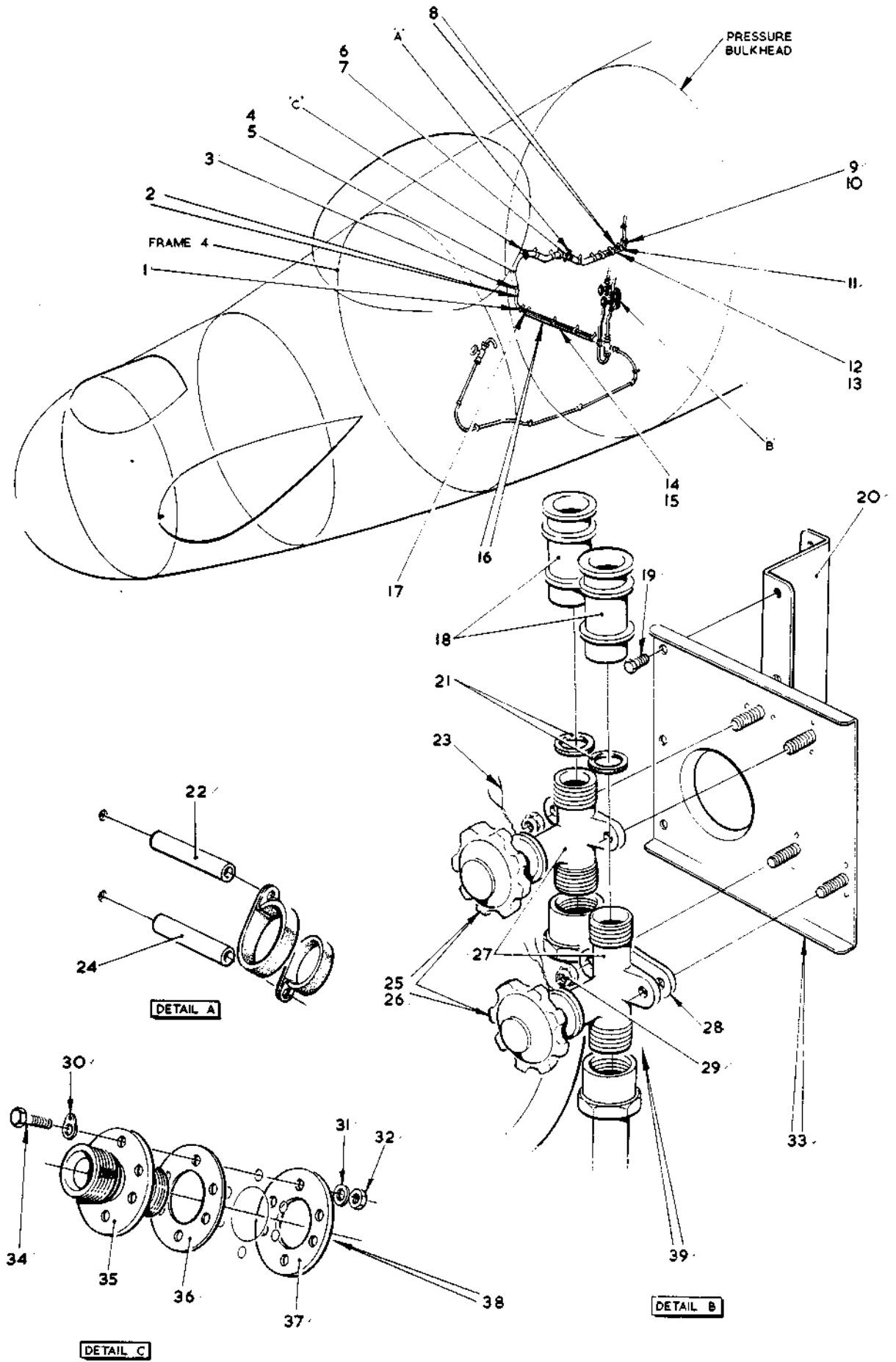


FIG.9 AIR VENTILATED SUIT IN FRONT FUSELAGE
Restricted



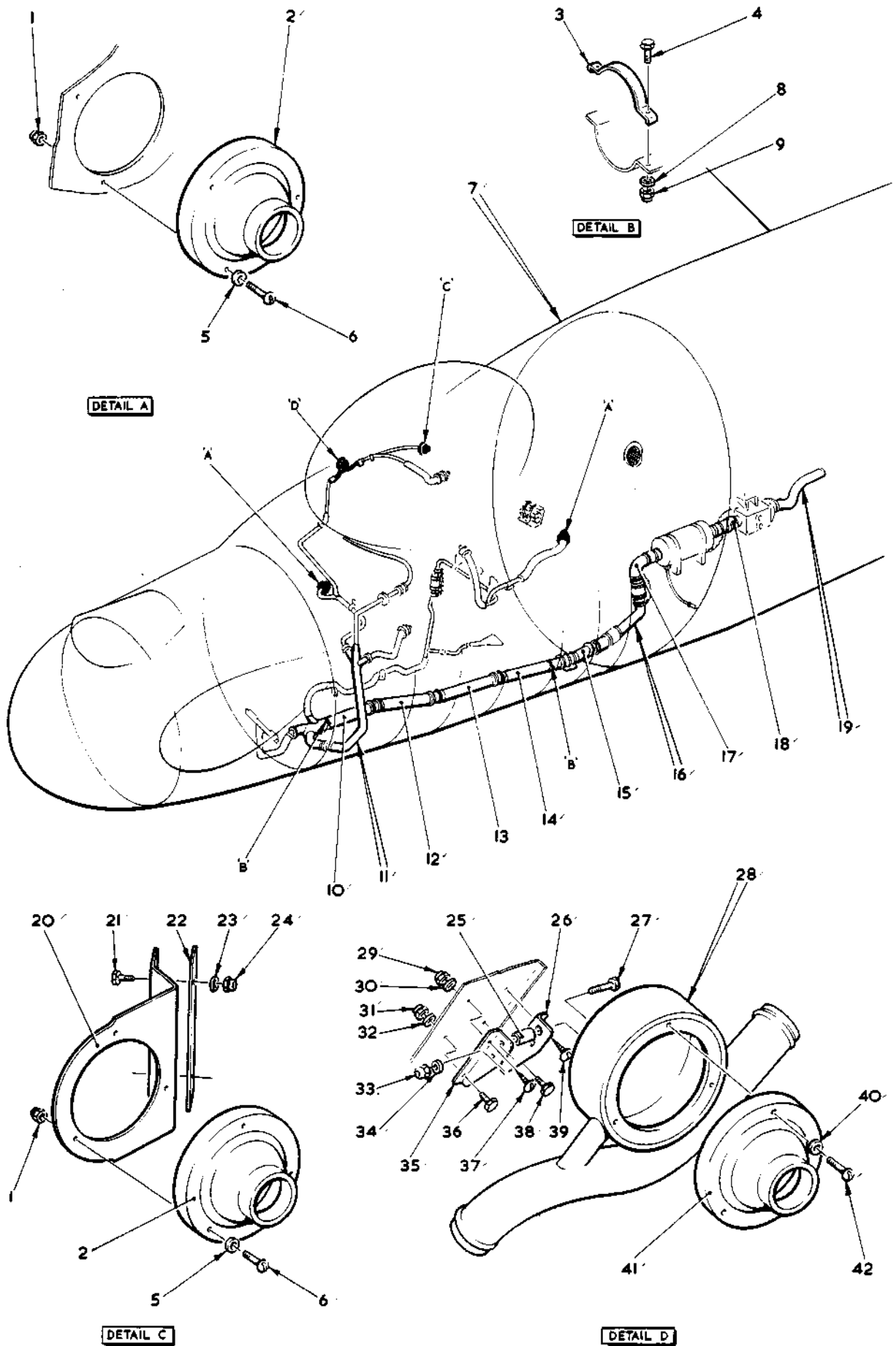


FIG.10 CABIN PRESSURE SYSTEM IN FRONT FUSELAGE



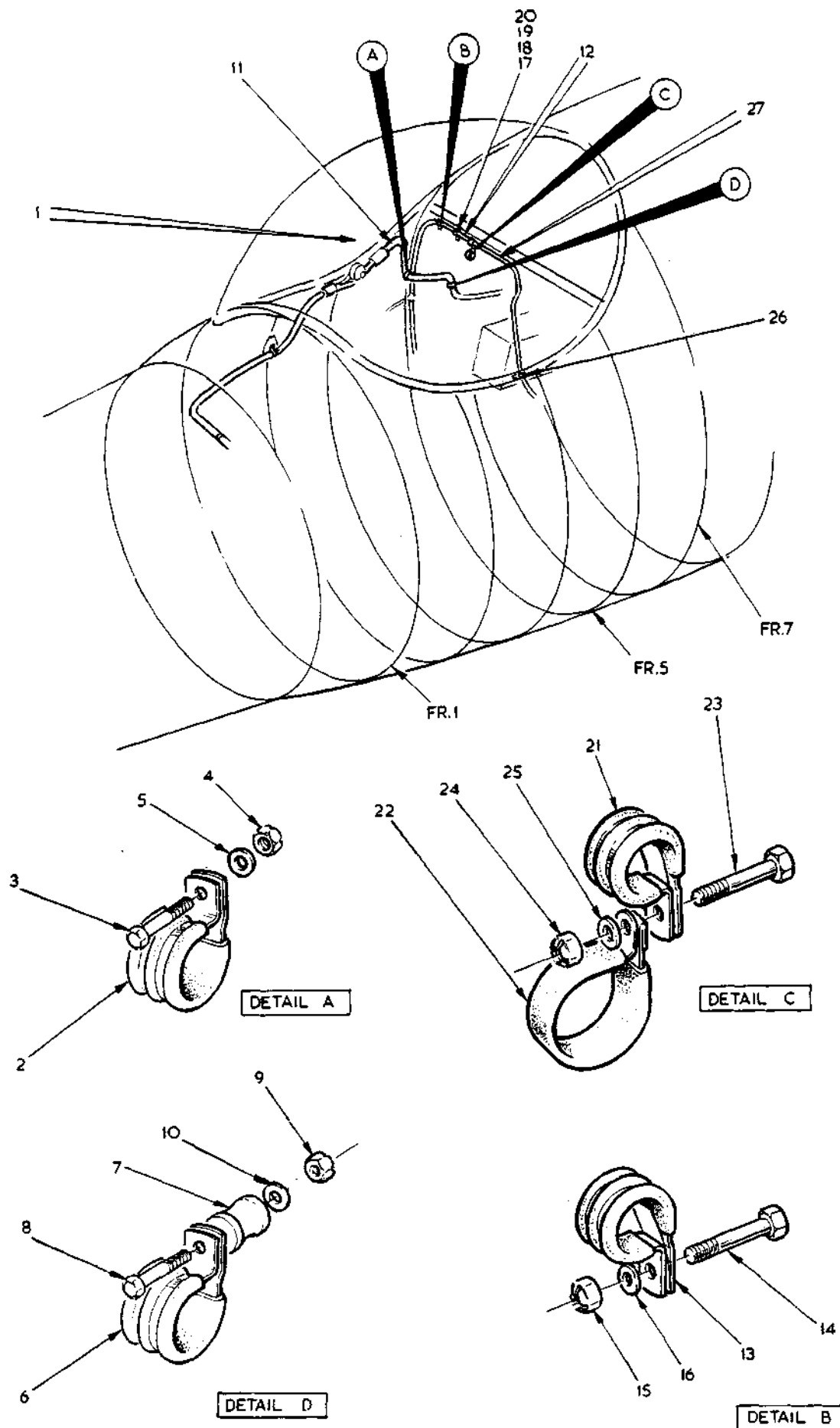



FIG.10A CABIN PRESSURE SYSTEM IN FRONT FUSELAGE

T.MK.17 SECT. N



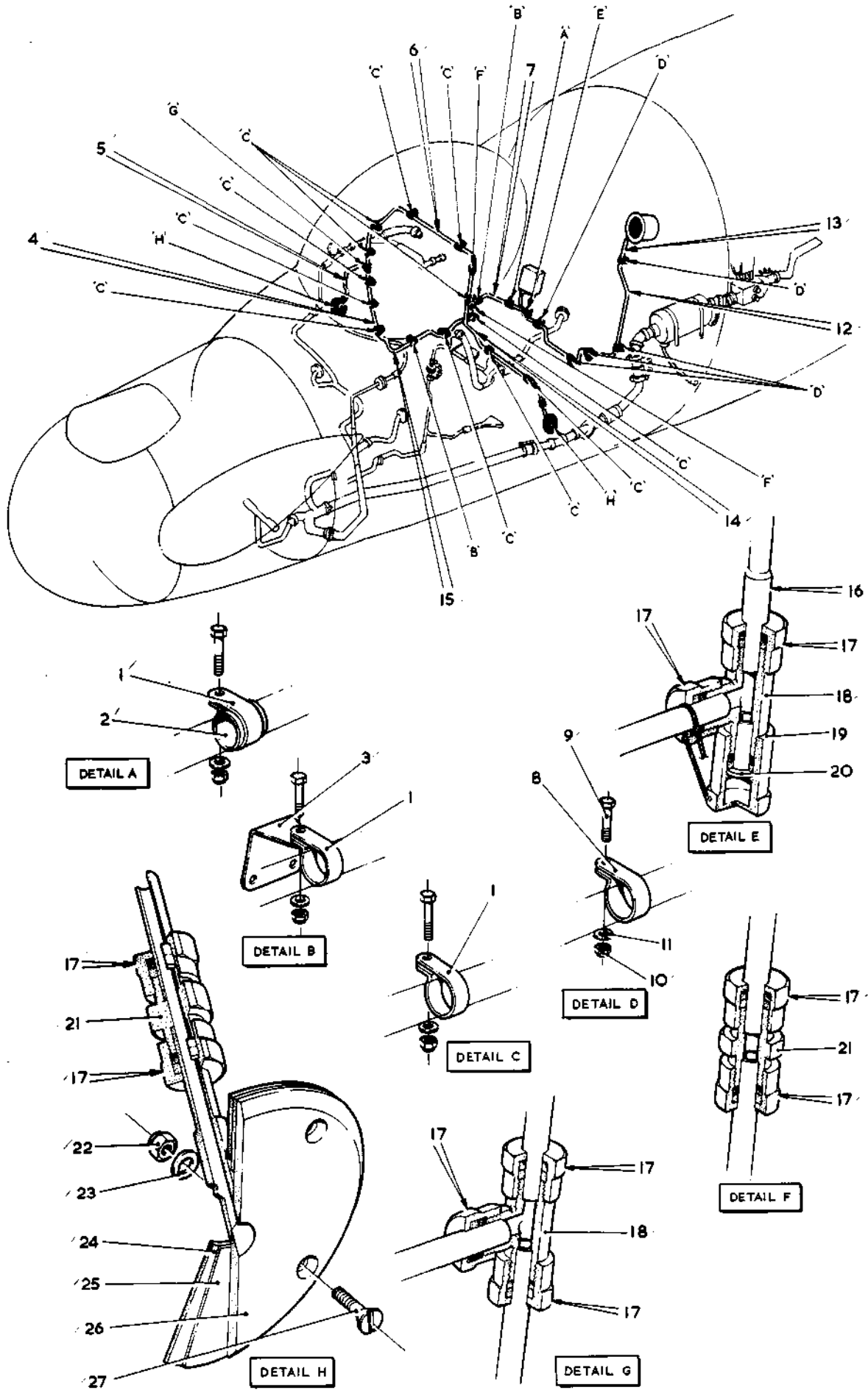


FIG. II CABIN PRESSURE SYSTEM IN FRONT FUSELAGE



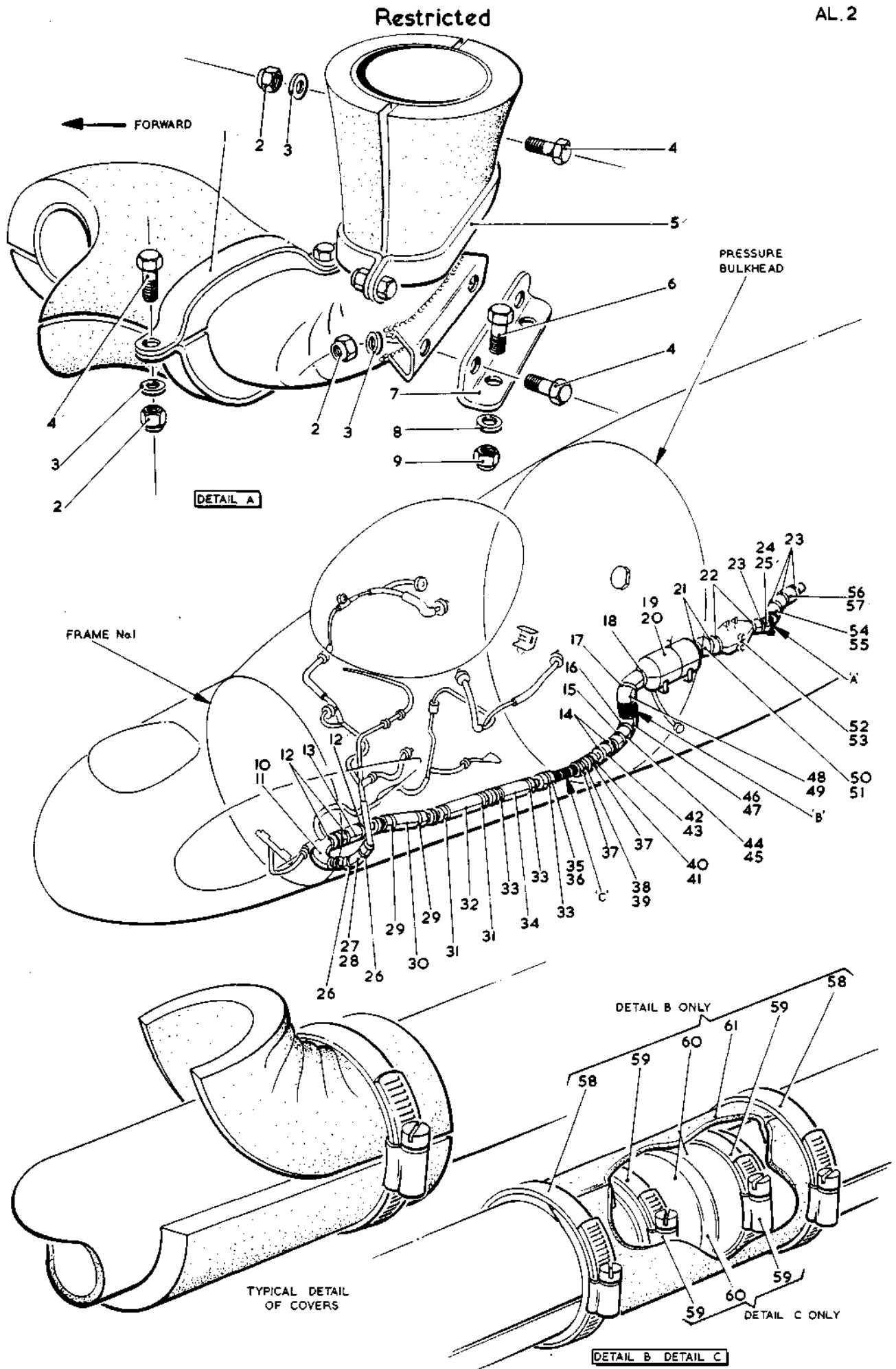


FIG. 12 CABIN PRESSURE SYSTEM IN FRONT FUSELAGE
Restricted



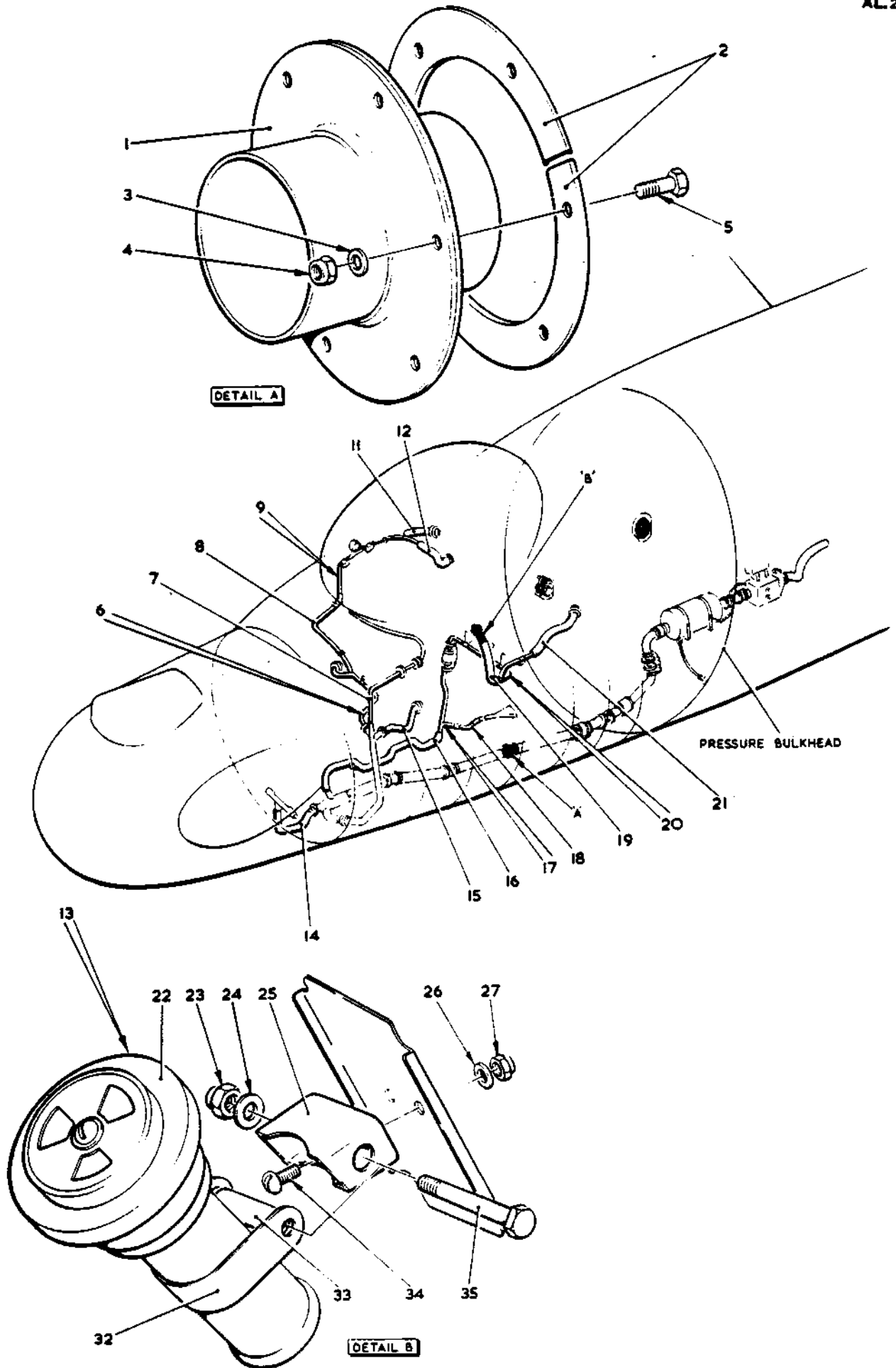


FIG.13 CABIN PRESSURE SYSTEM IN FRONT FUSELAGE

T. MK.17 SECT. N



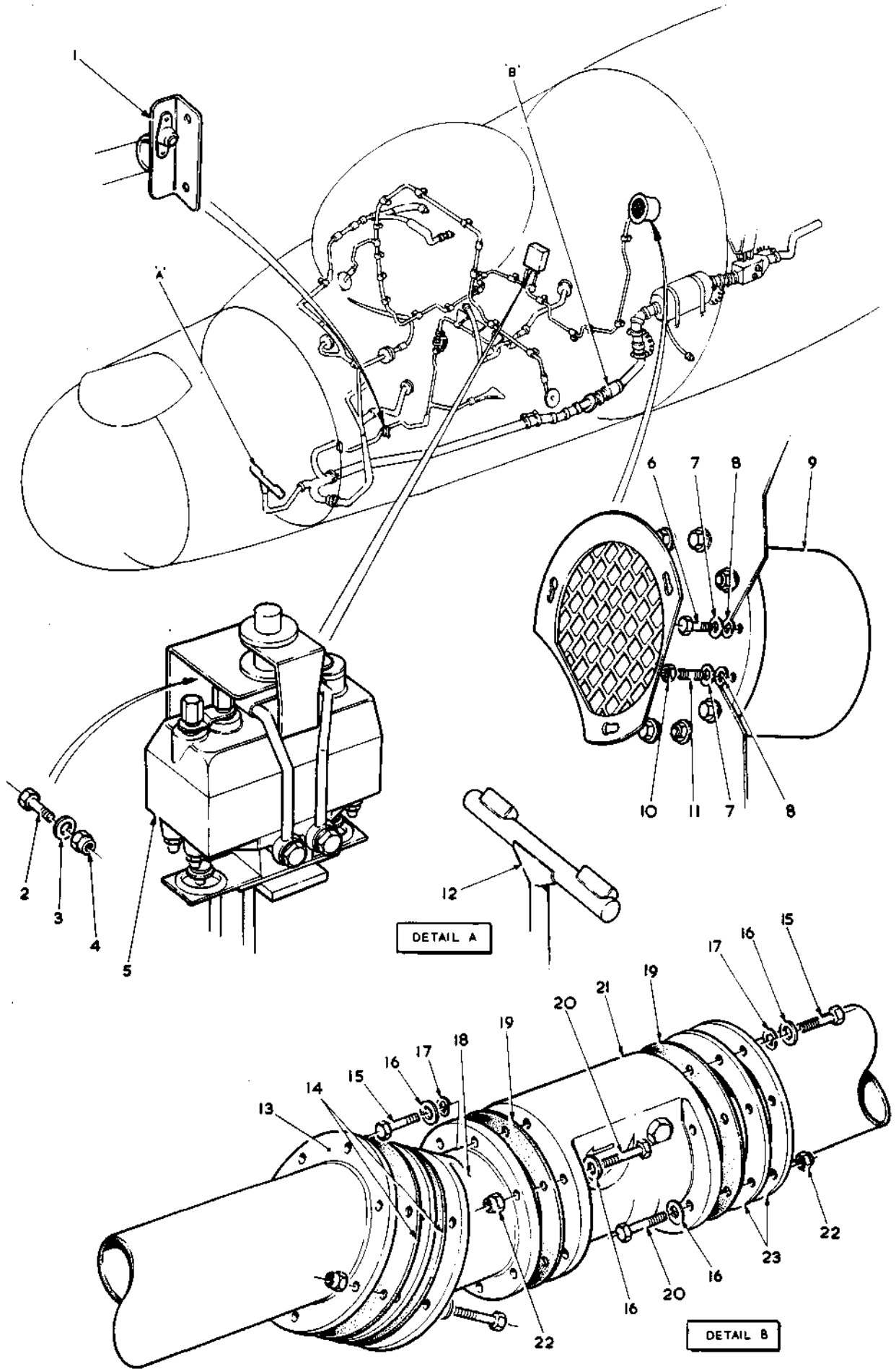


FIG.14 CABIN PRESSURE SYSTEM IN FRONT FUSELAGE

Restricted



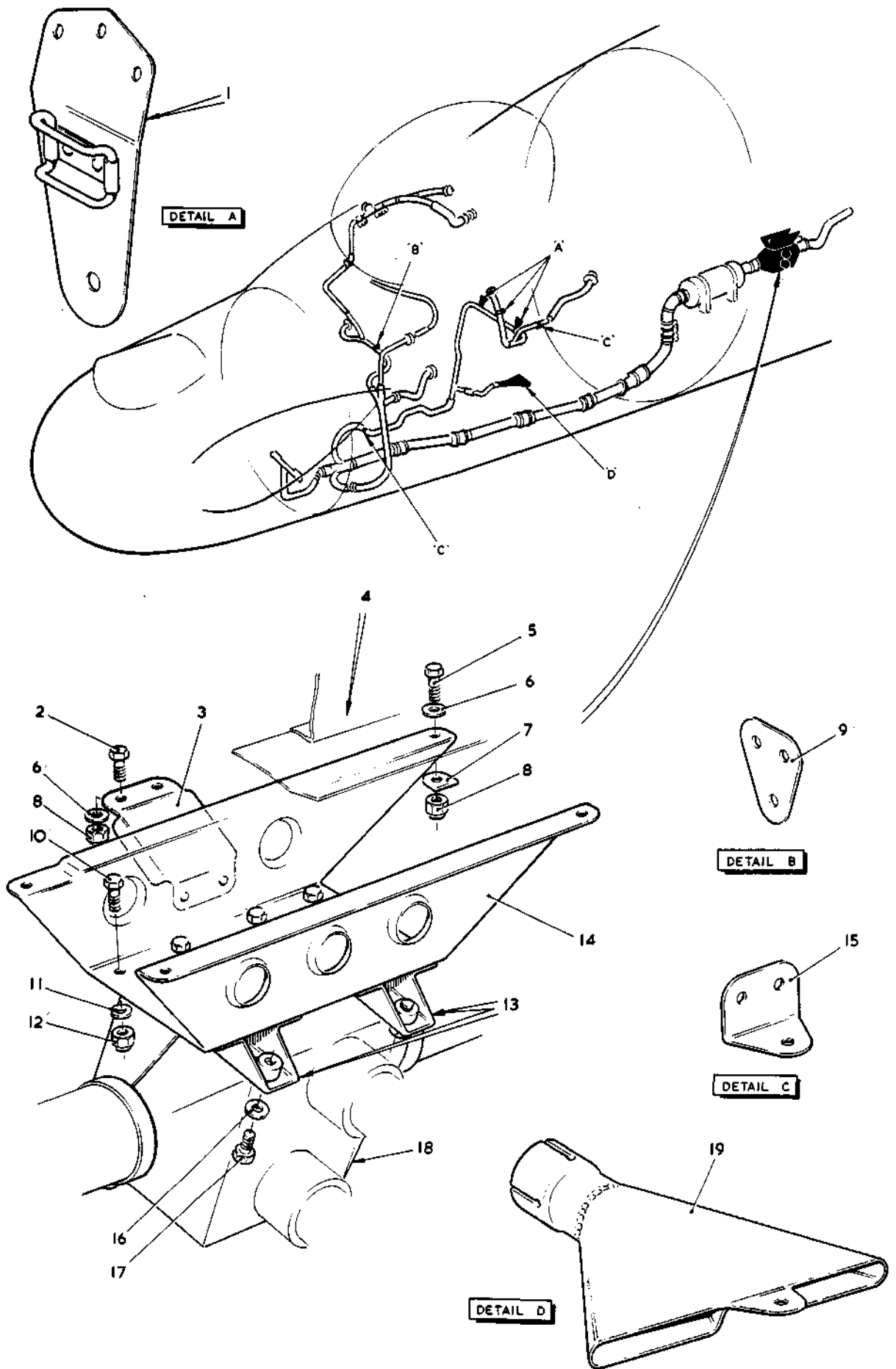


FIG.15 CABIN PRESSURE SYSTEM IN FRONT FUSELAGE
Restricted



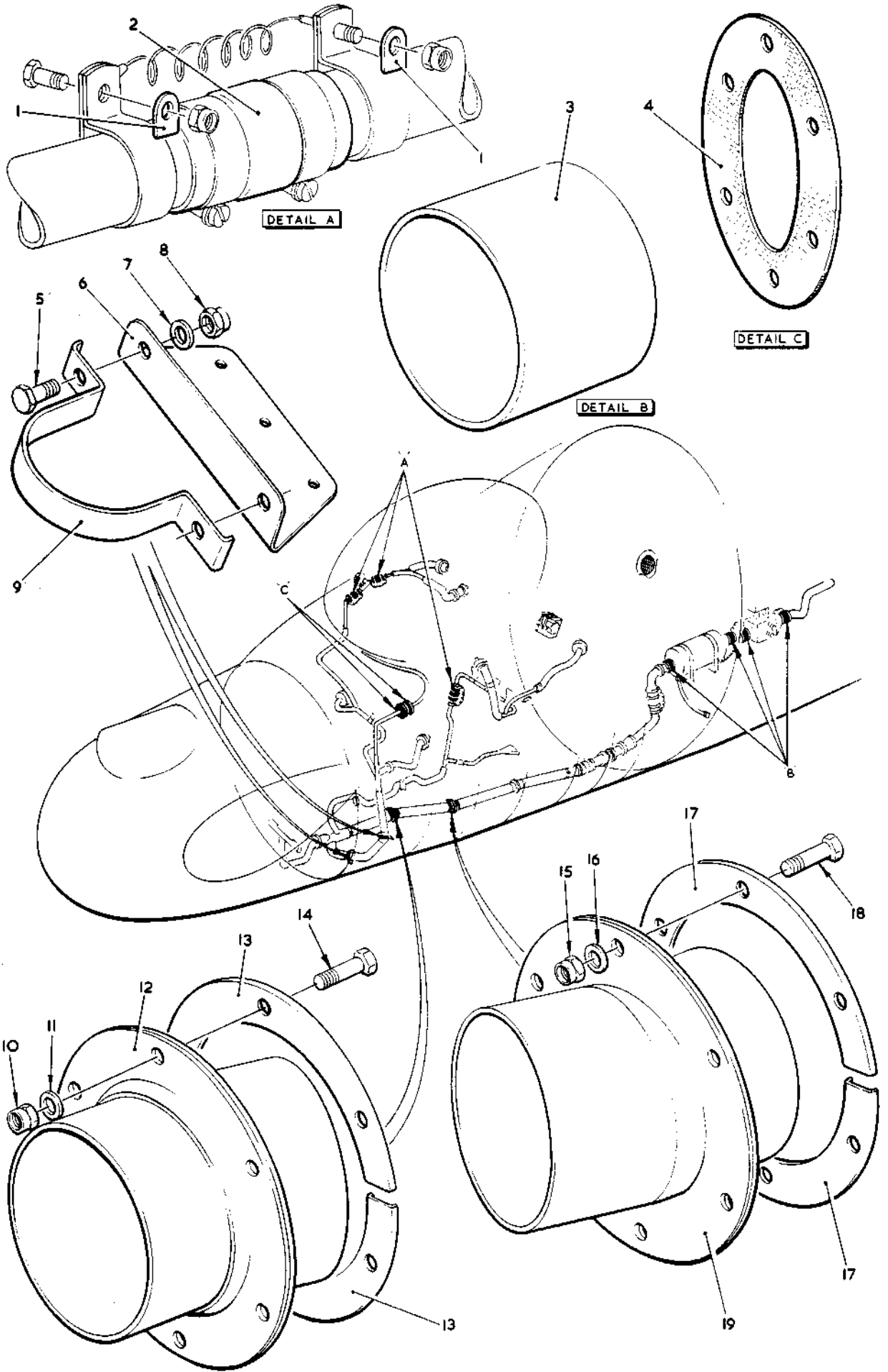


FIG. 16 CABIN PRESSURE SYSTEM IN FRONT FUSELAGE
Restricted



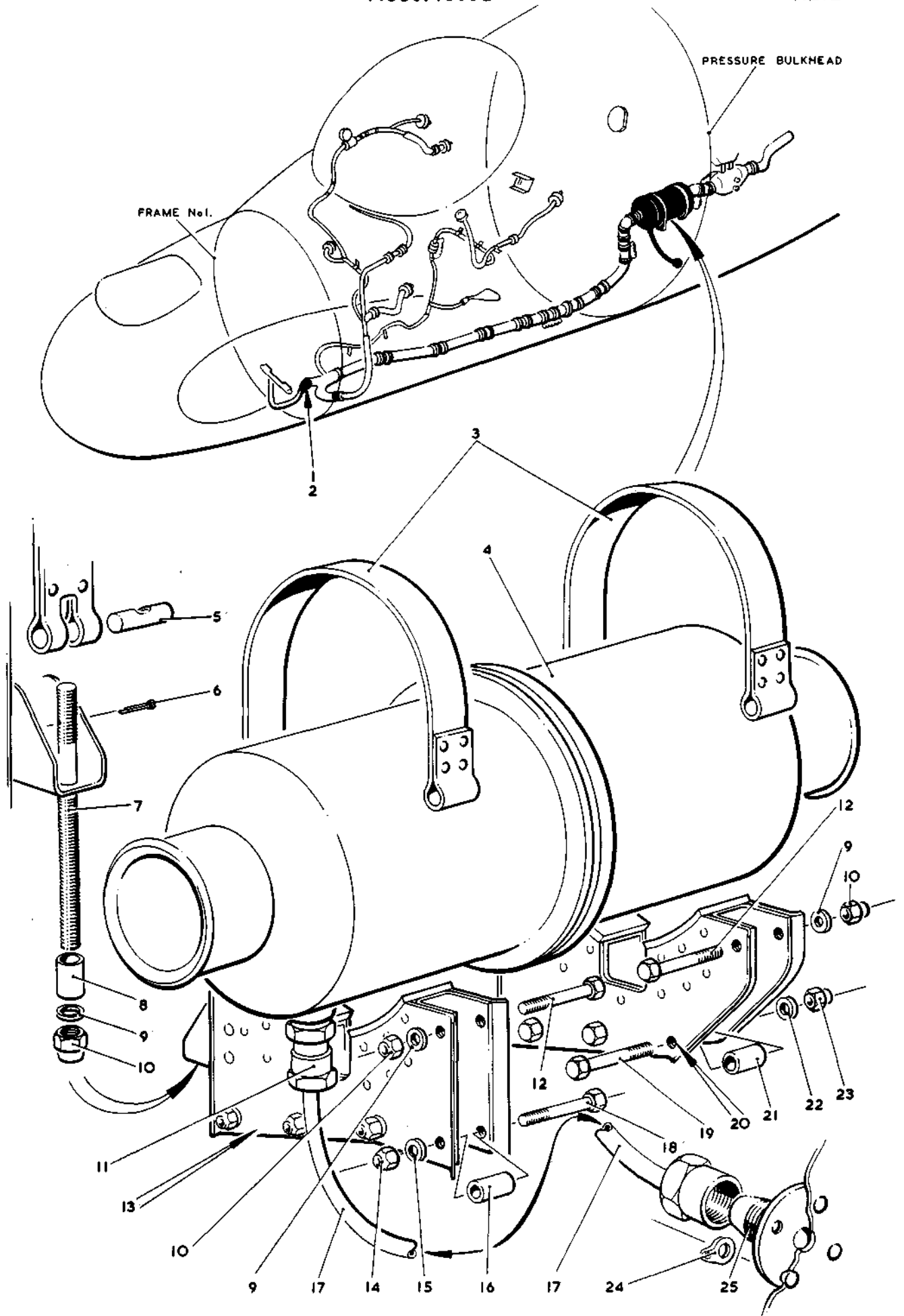


FIG.17 CABIN PRESSURE SYSTEM IN FRONT FUSELAGE

Restricted



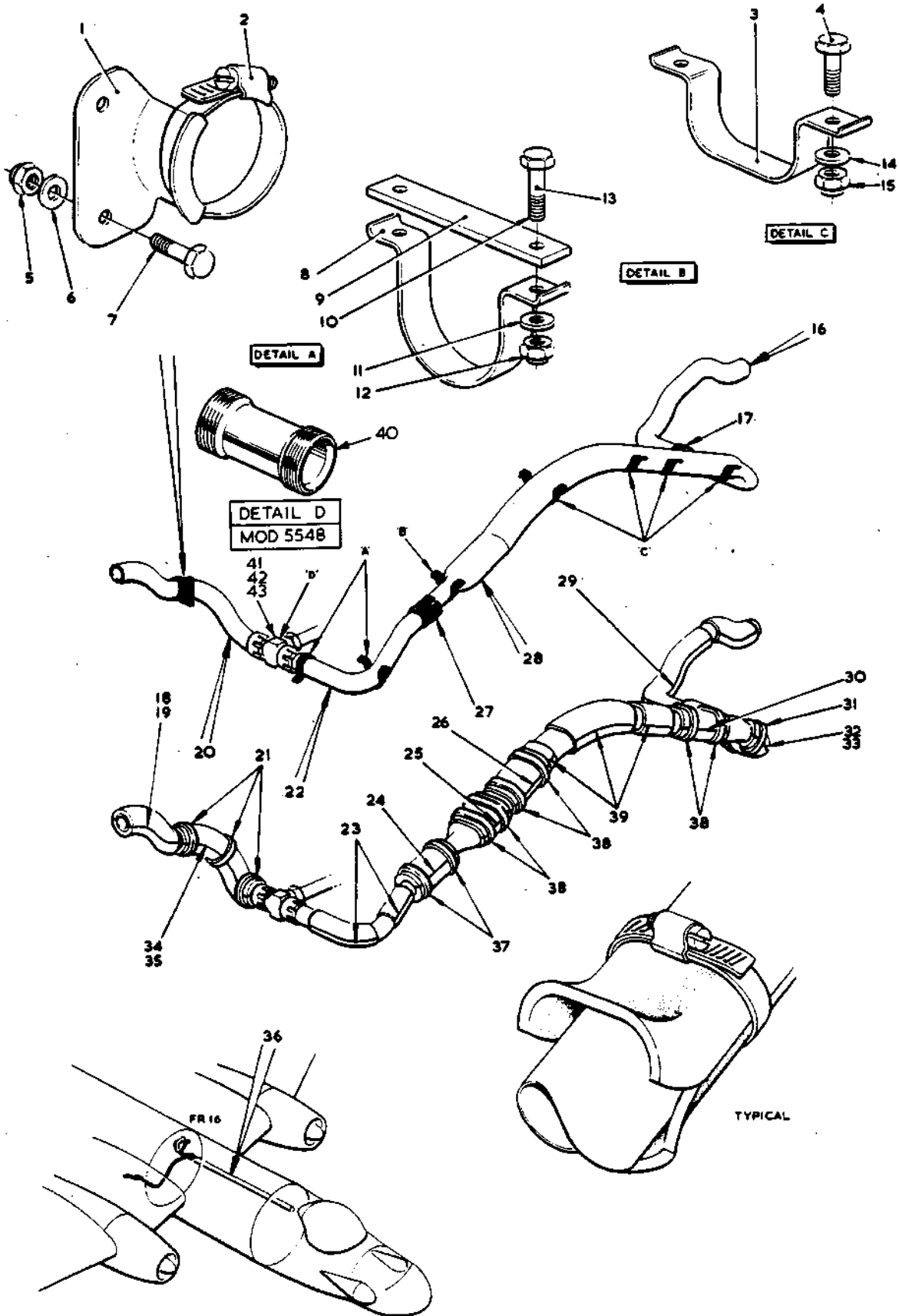


FIG.18 CABIN PRESSURE SYSTEM IN CENTRE FUSELAGE
 T.MK.17 SECT.N



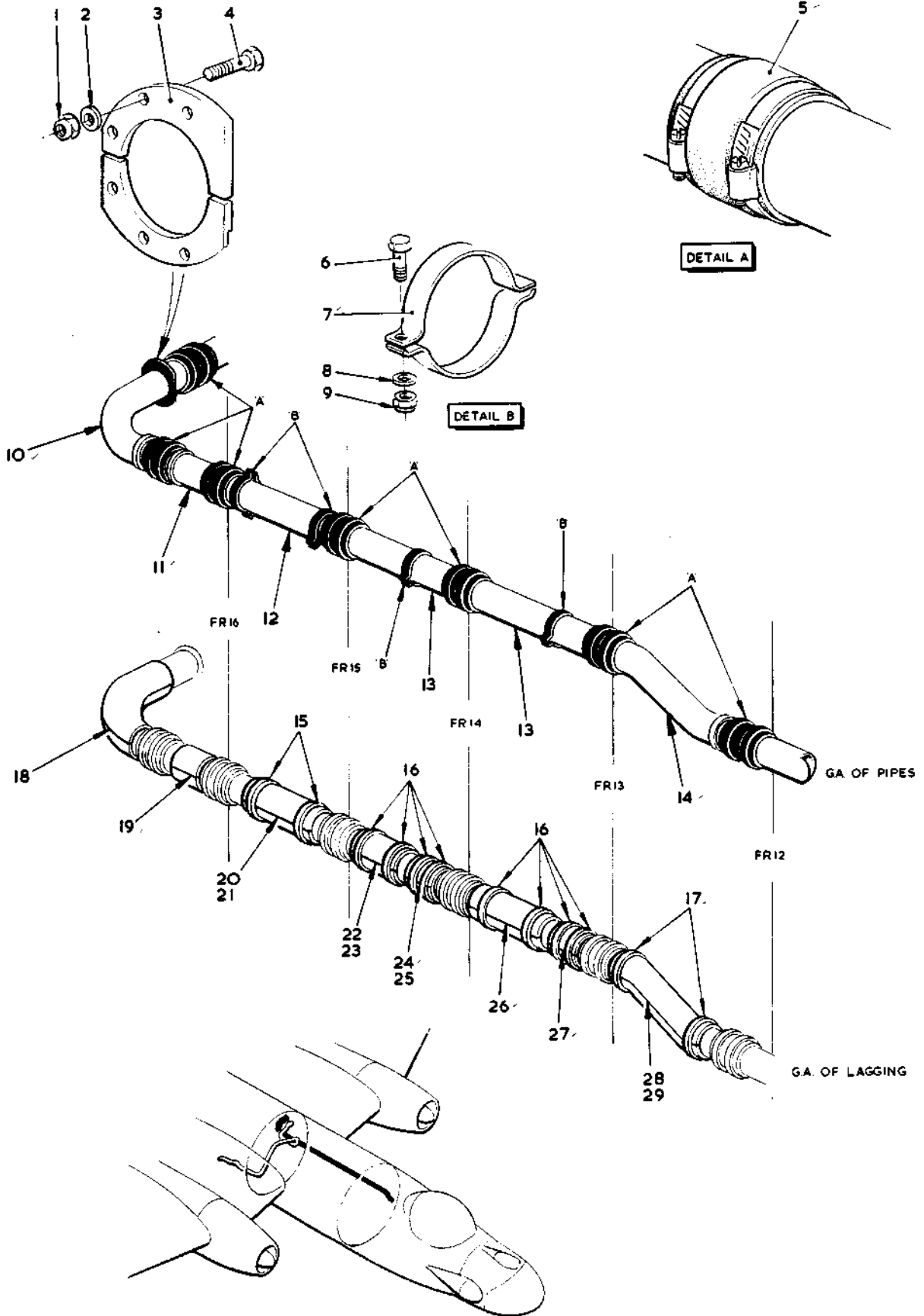


FIG.19 CABIN PRESSURE SYSTEM IN CENTRE FUSELAGE



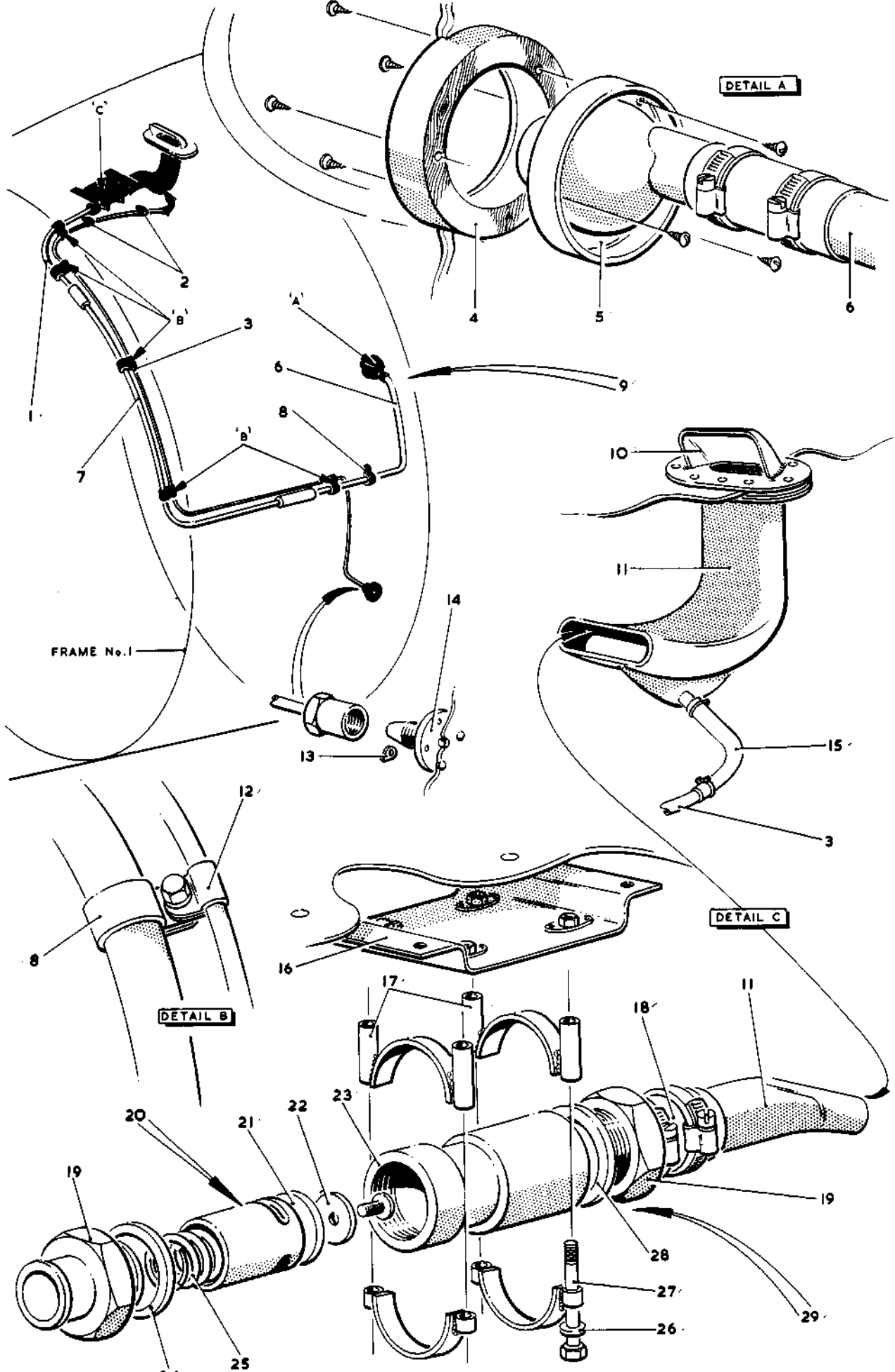


FIG. 20 COLD AIR SUPPLY TO PILOT
Restricted



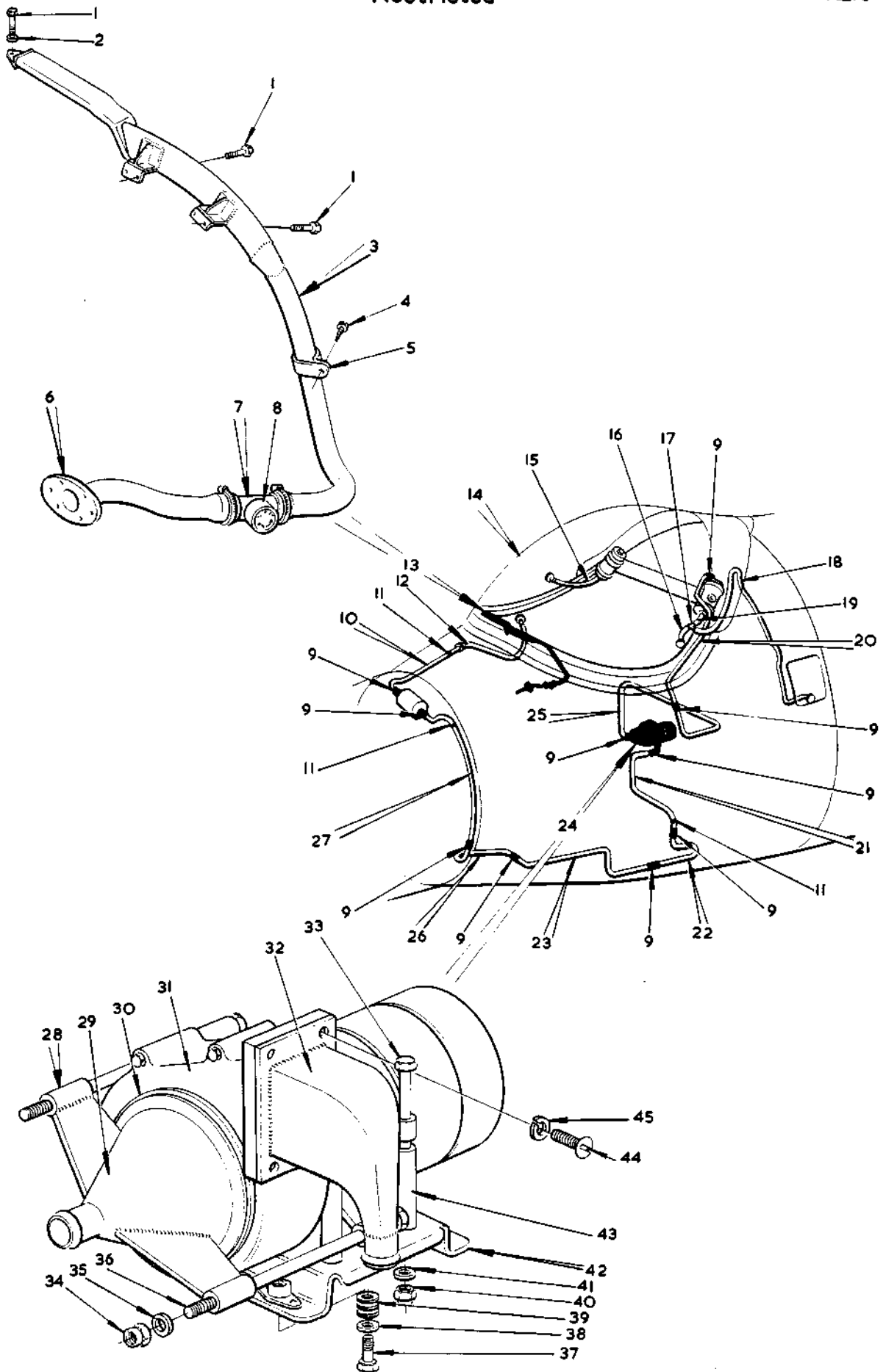


FIG. 21 DE-MISTING SYSTEM
Restricted



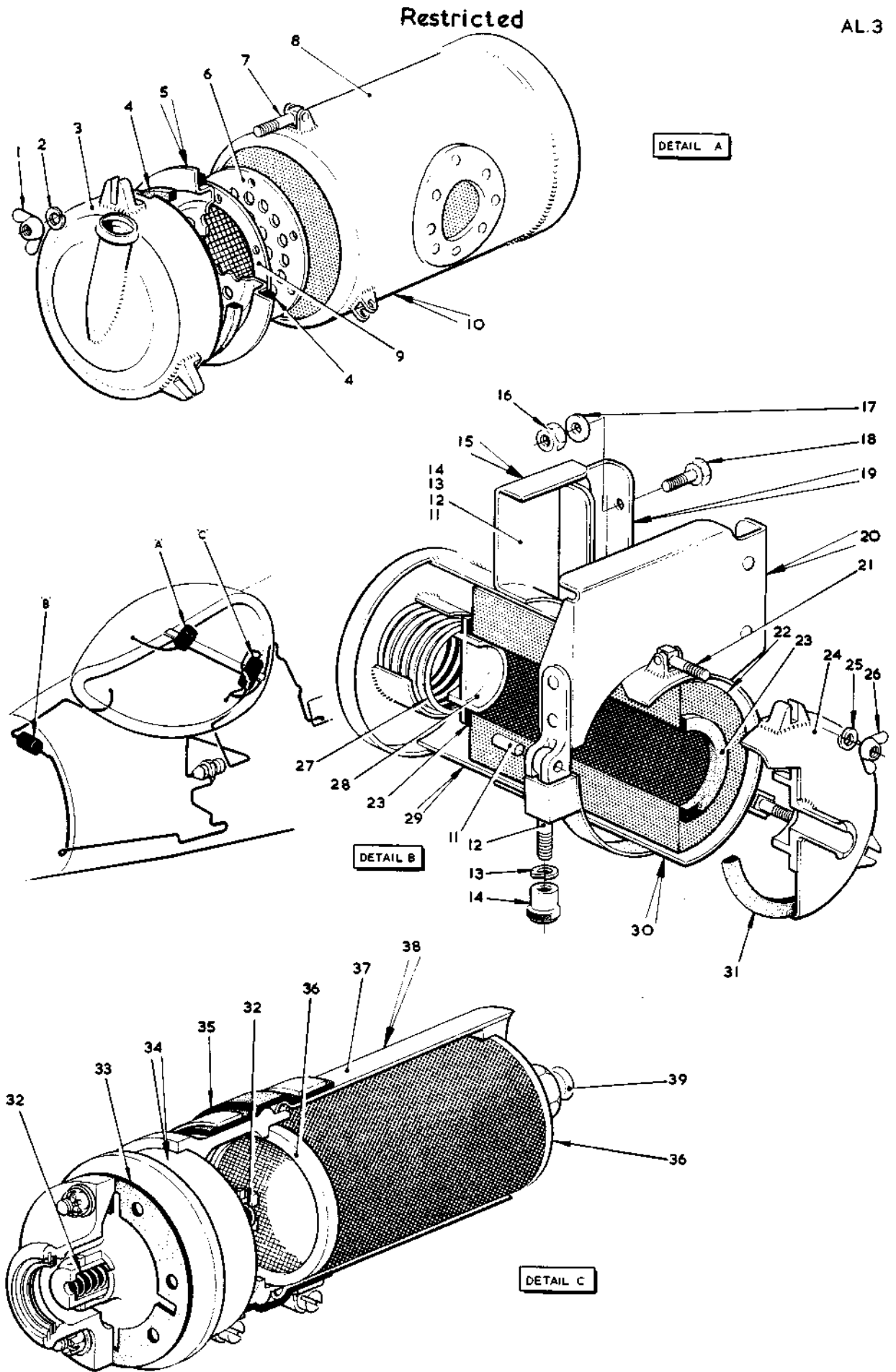


FIG. 22 DE-MISTING SYSTEM
Restricted



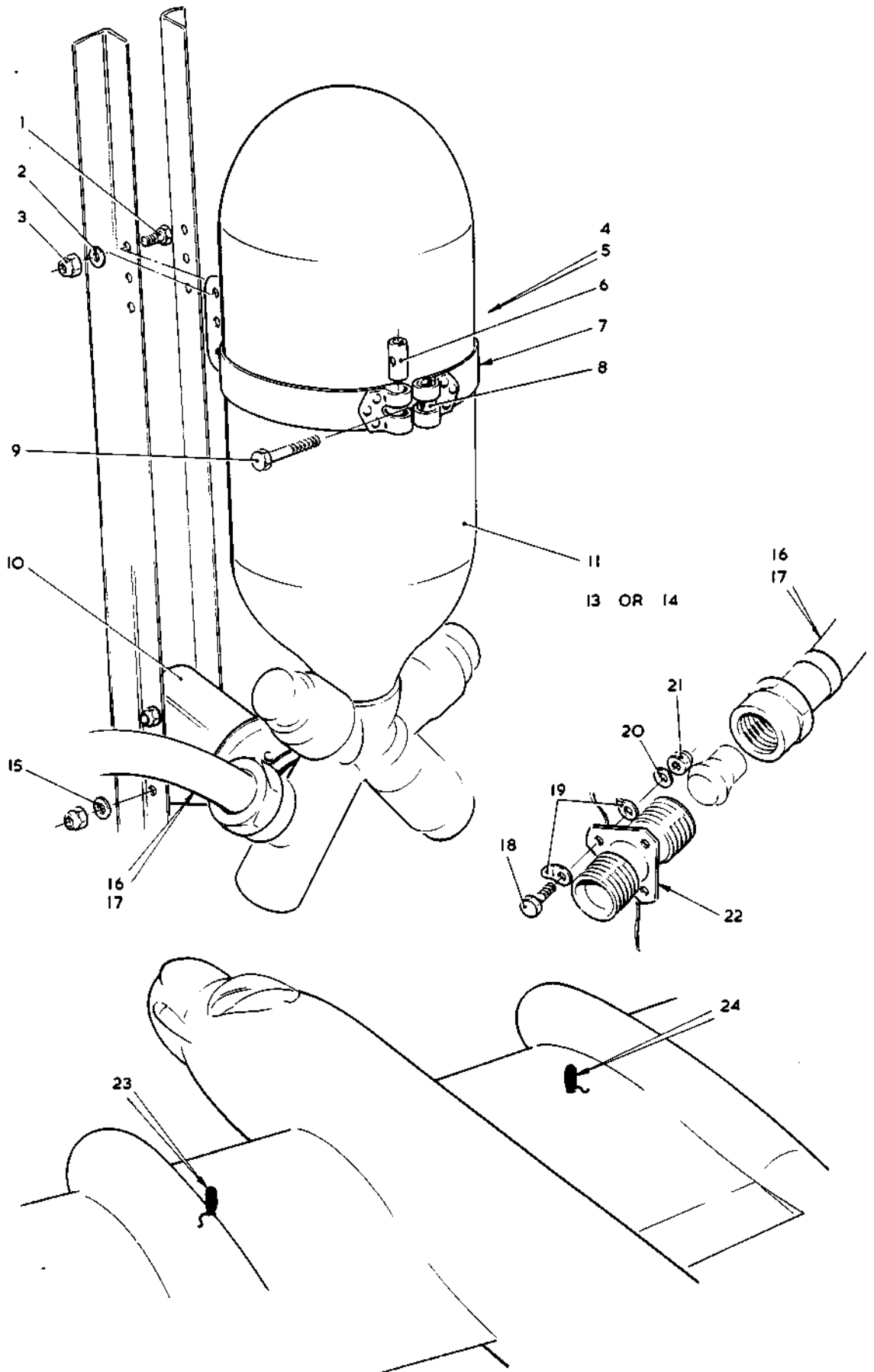


FIG.23 FIRE PROTECTION SYSTEM IN WINGS
Restricted



Restricted

AL.3

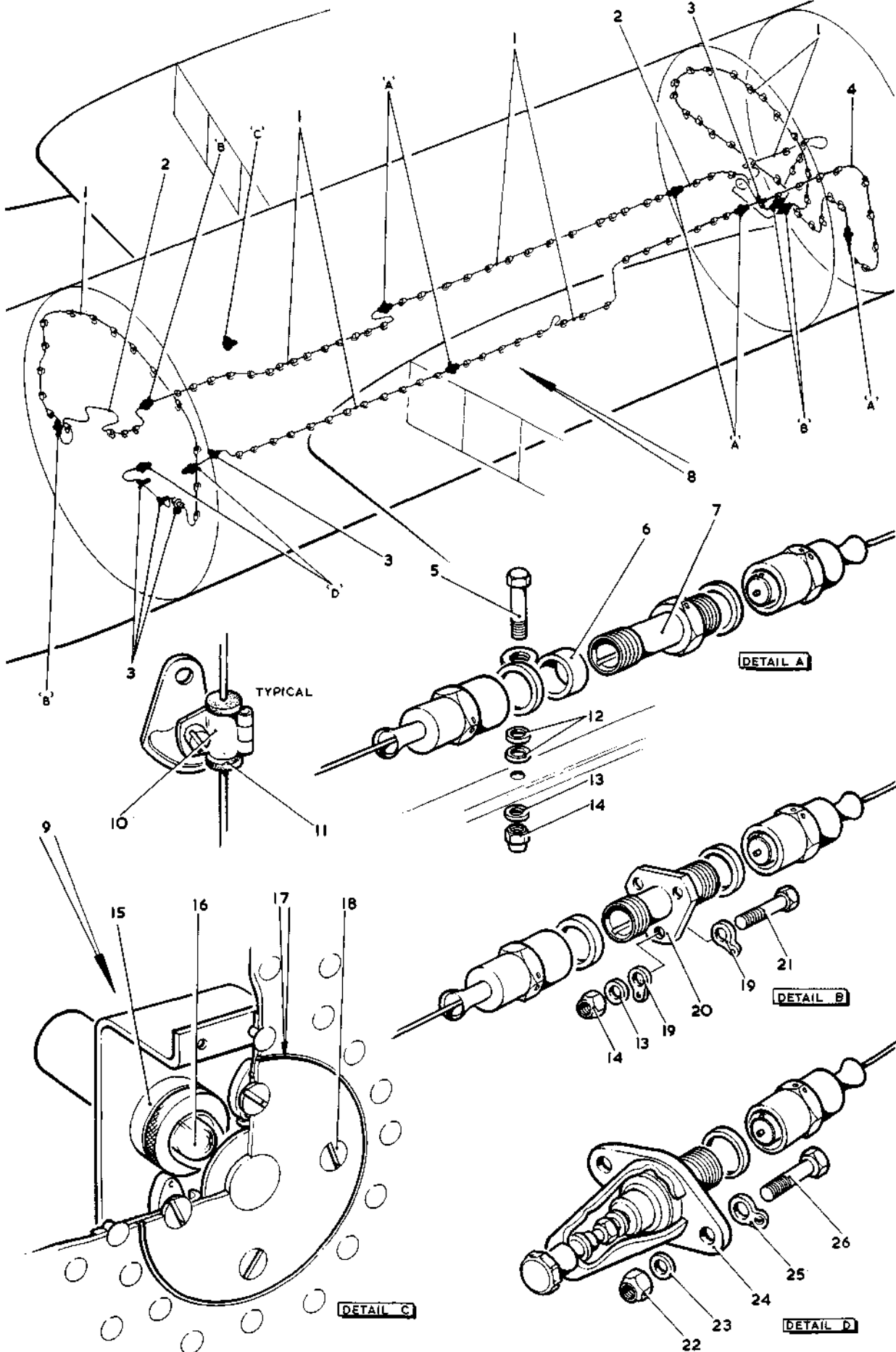
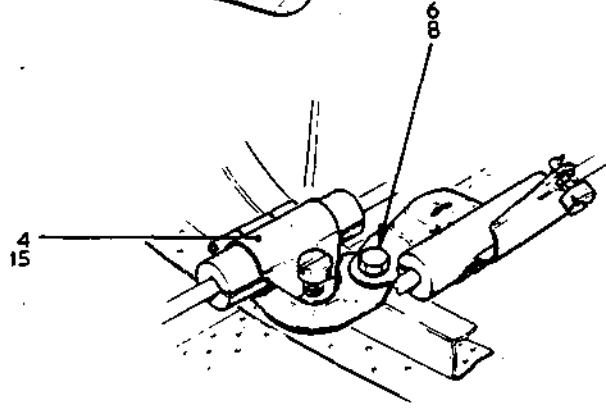
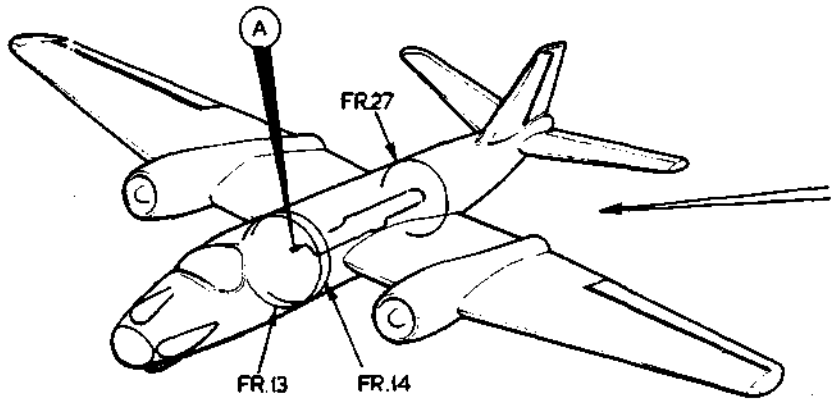


FIG. 24 FIRE PROTECTION SYSTEM IN FUSELAGE
Restricted





TYPICAL

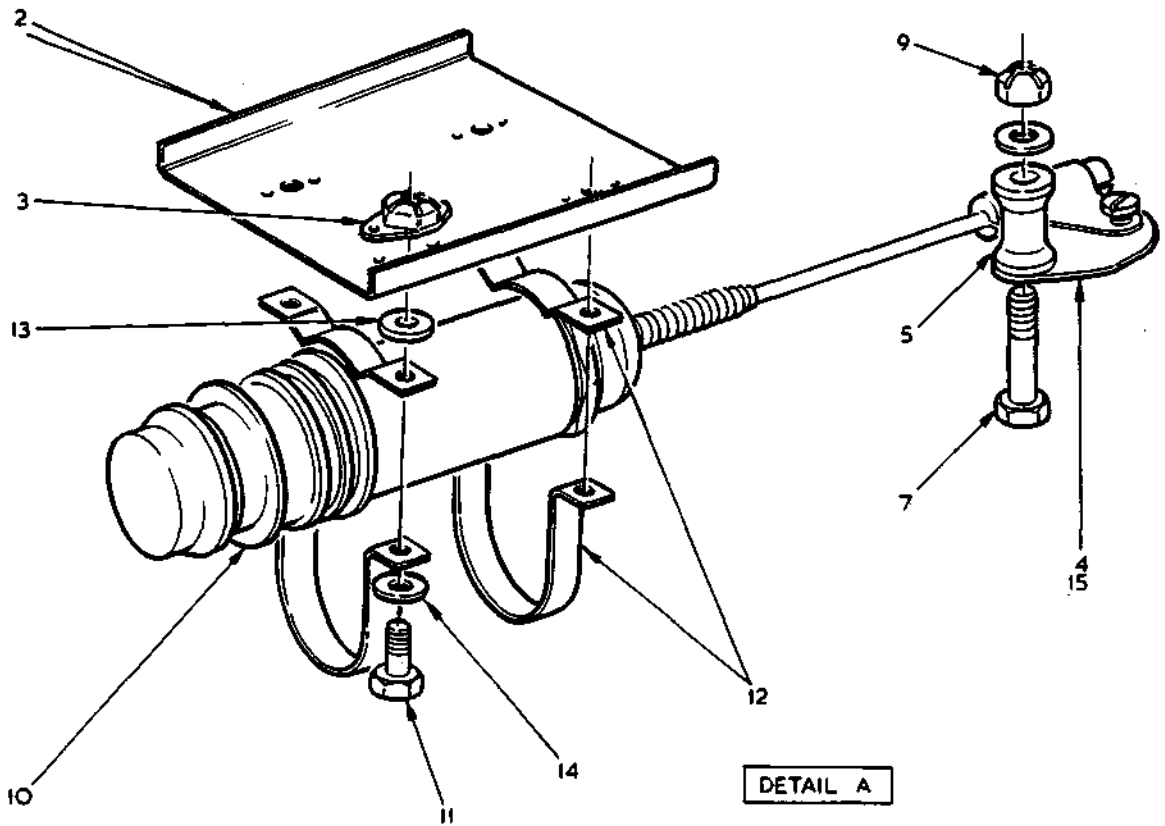


FIG.24A FIRE PROTECTION SYSTEM IN FUSELAGE

T.MK.17 SECT.N



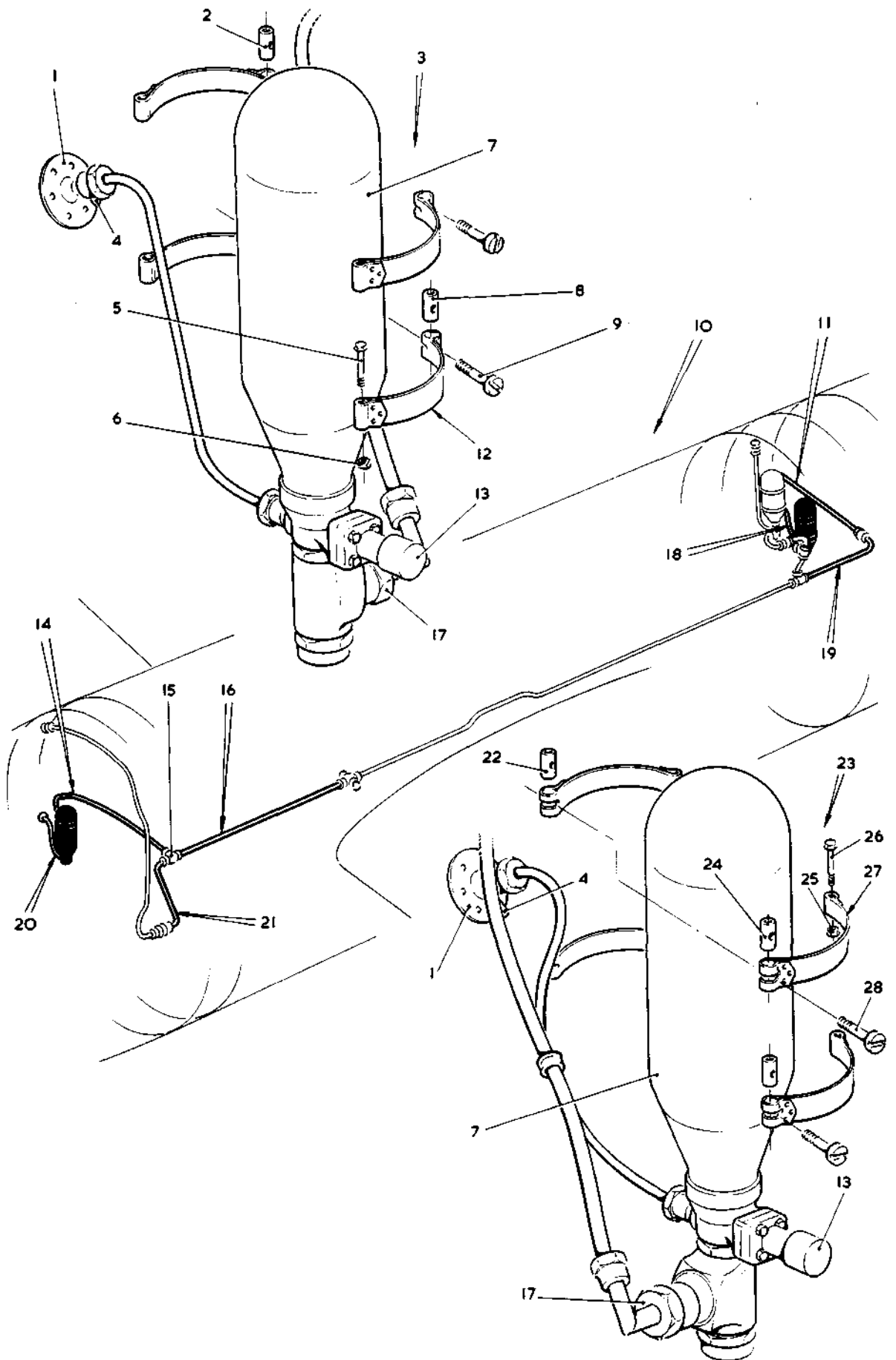


FIG.26 FIRE PROTECTION SYSTEM IN FUSELAGE
Restricted



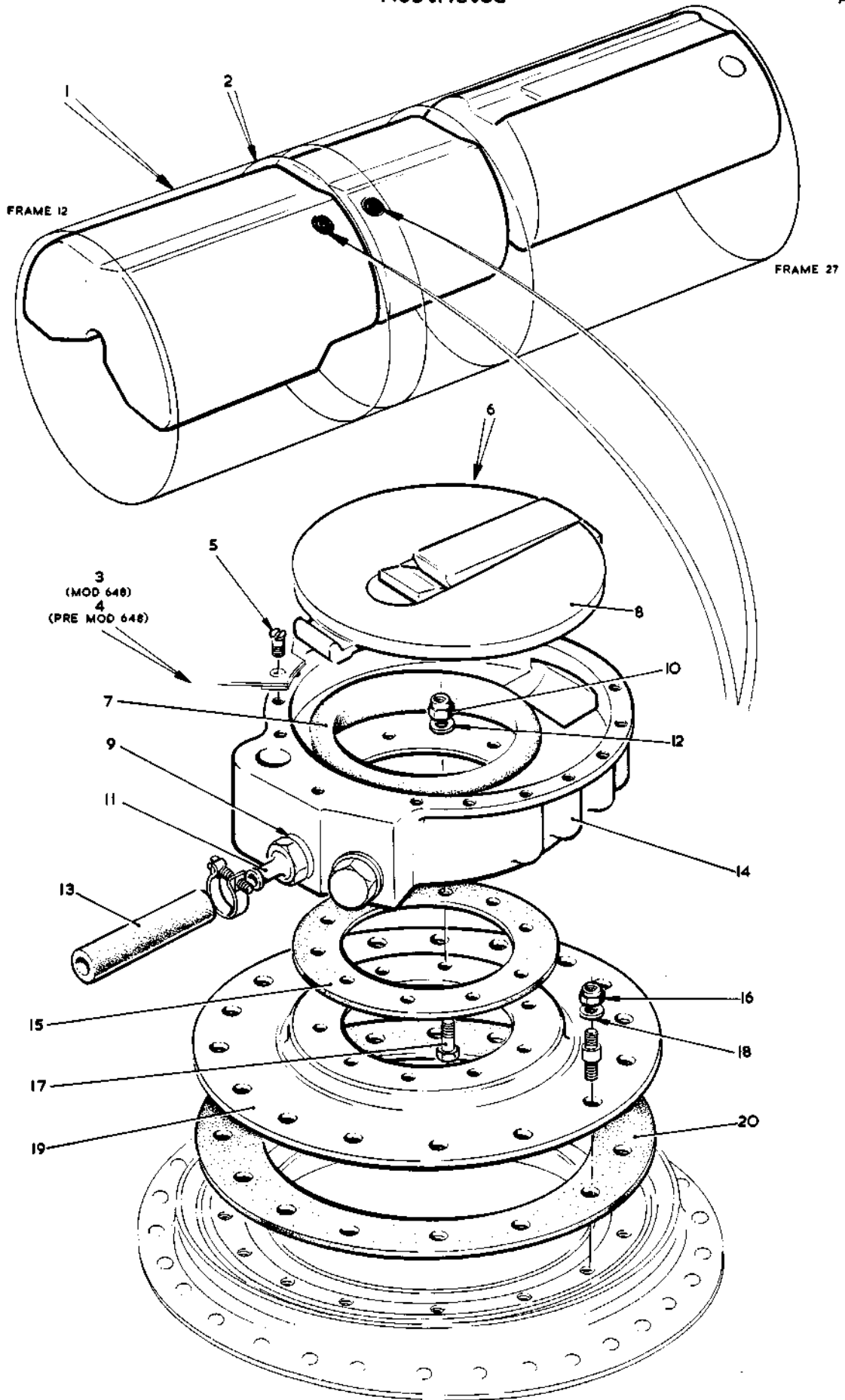


FIG. 27 FUEL SYSTEM IN CENTRE FUSELAGE
Restricted



Restricted

A.L.3

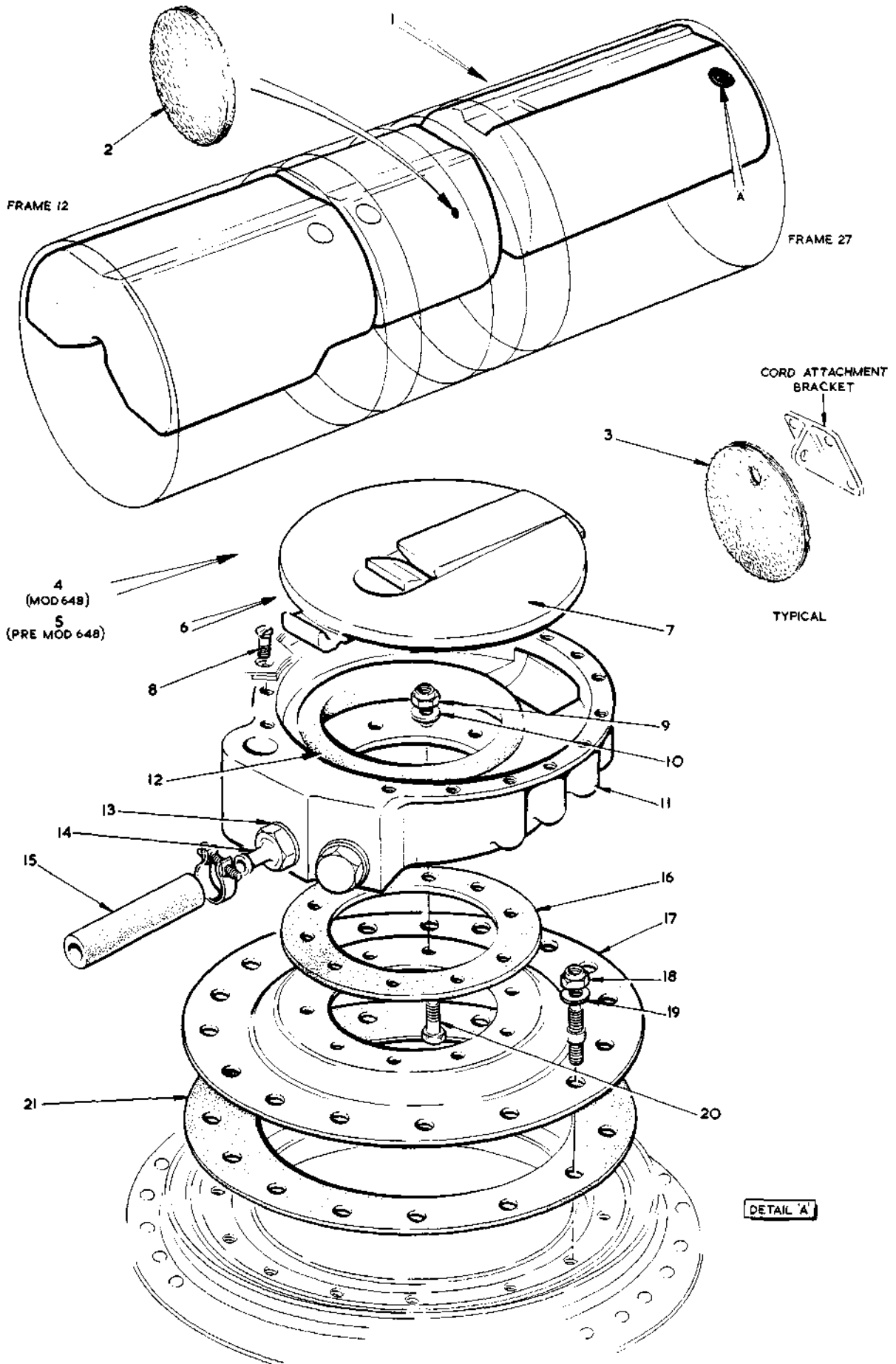


FIG. 28 FUEL SYSTEM IN CENTRE FUSELAGE
Restricted

T.MK.17 SECT N



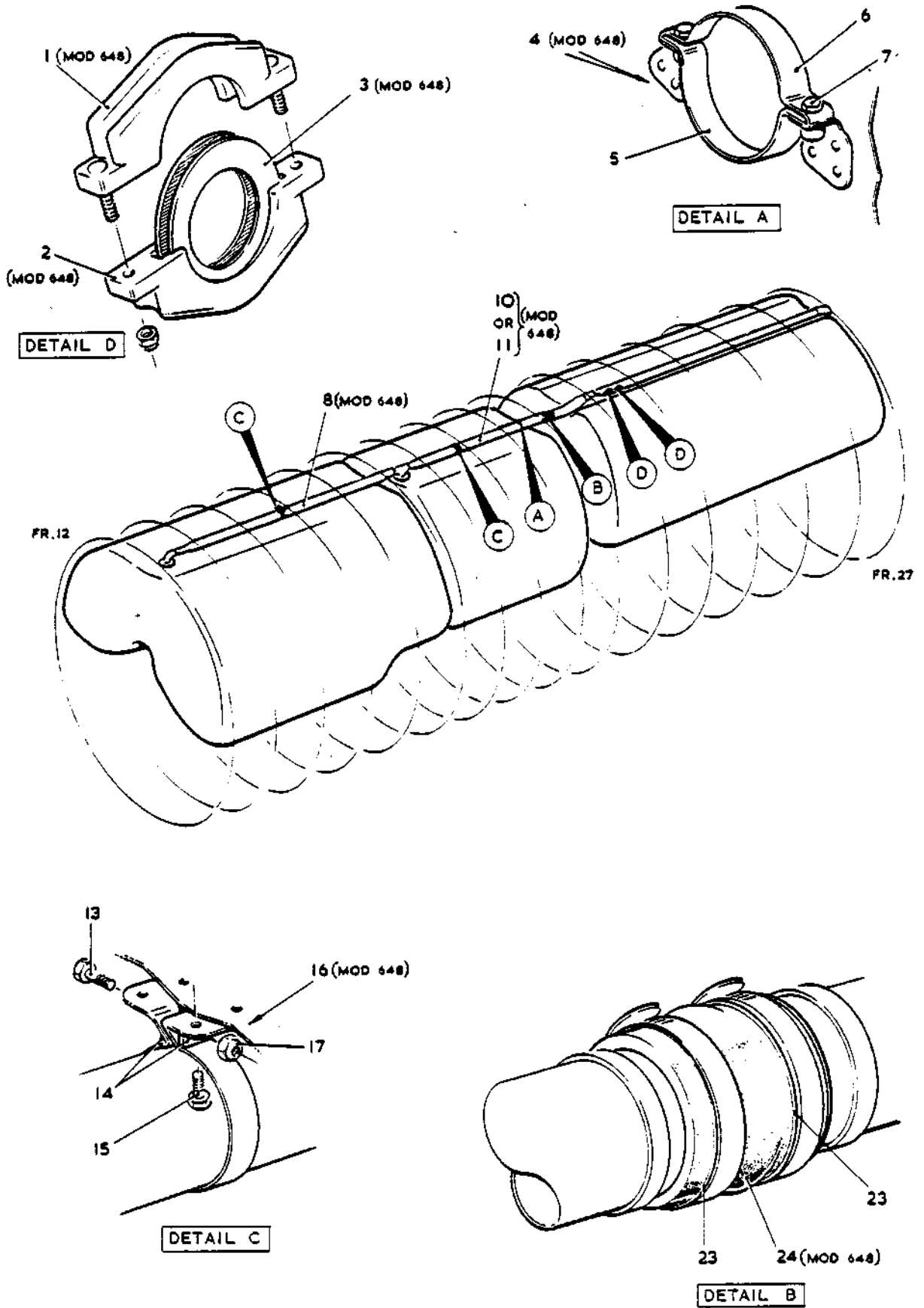


FIG. 29 FUEL SYSTEM IN CENTRE FUSELAGE

T MK 17 SECT N



Restricted

AL.3

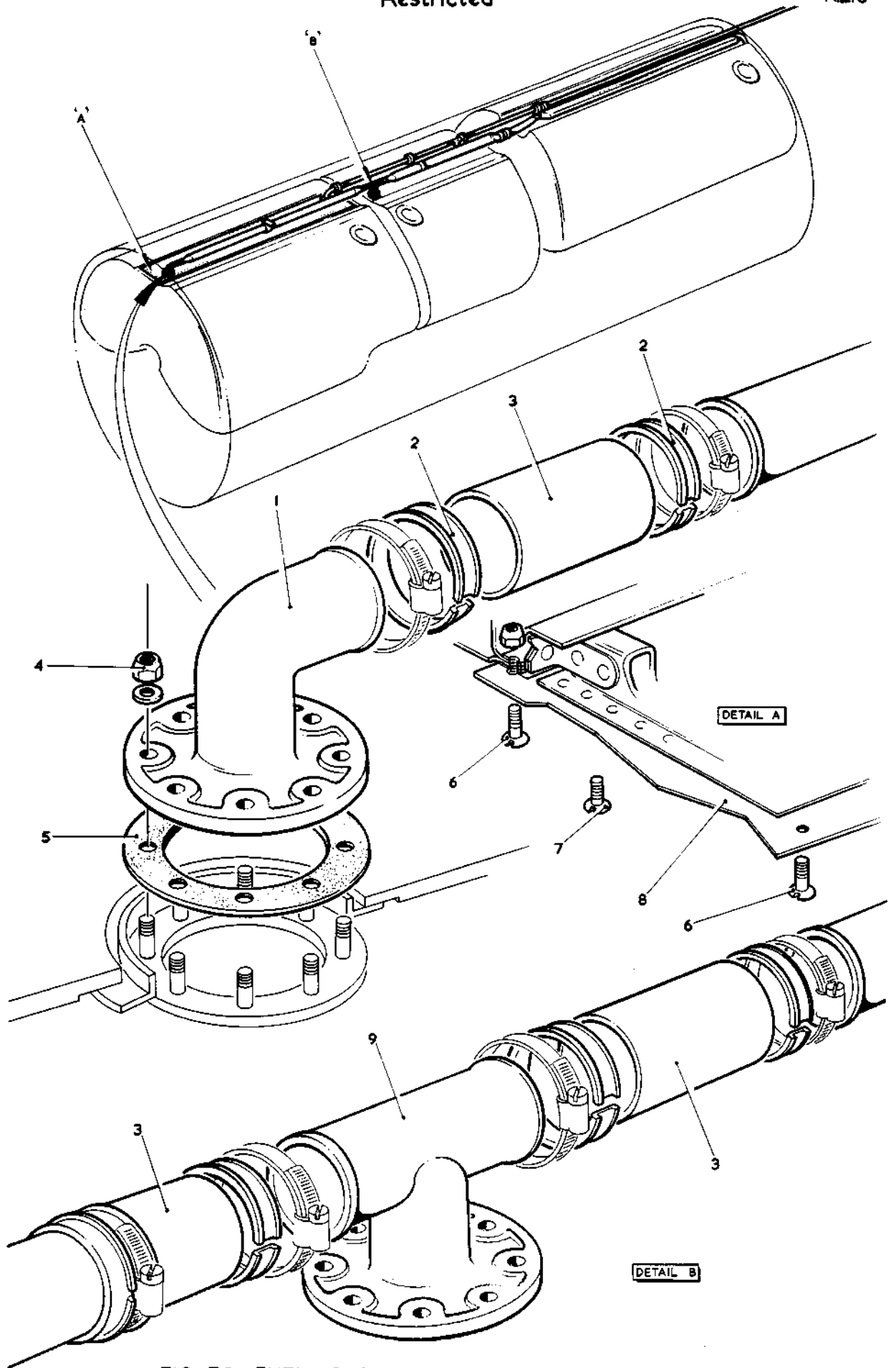


FIG. 30 FUEL SYSTEM IN CENTRE FUSELAGE
Restricted



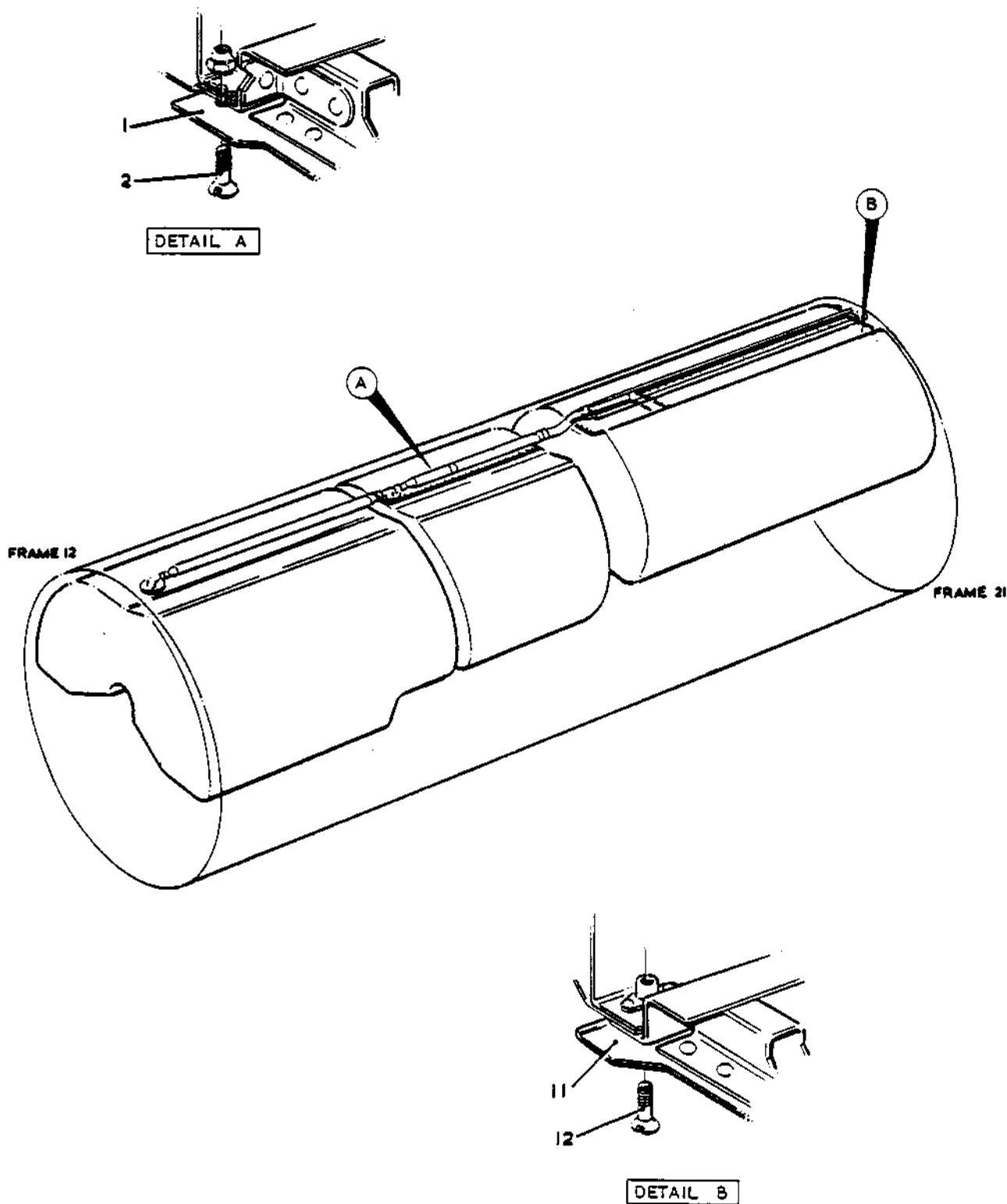


FIG. 31 FUEL SYSTEM IN CENTRE FUSELAGE



Restricted

A.L.3

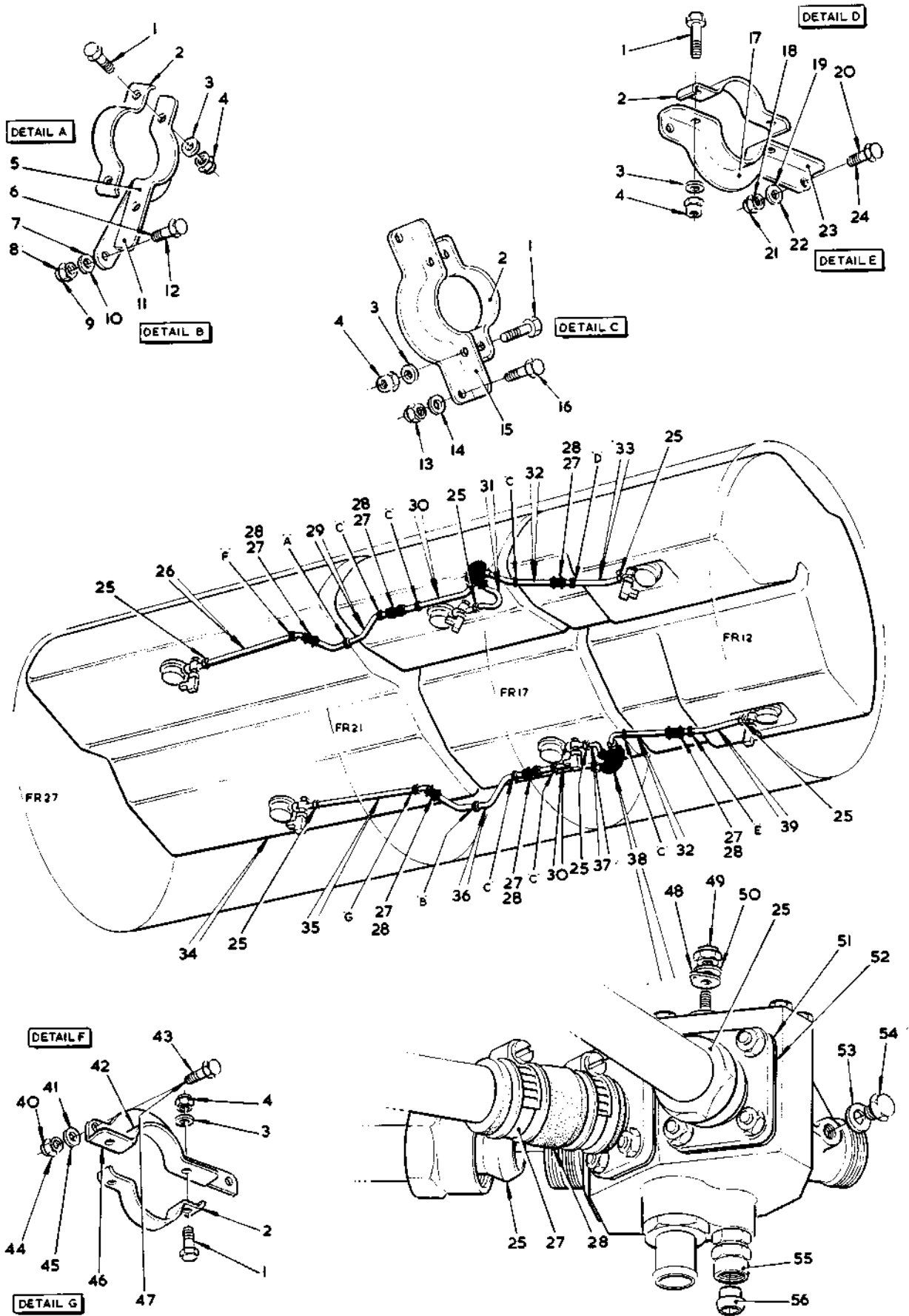


FIG. 32 FUEL SYSTEM IN CENTRE FUSELAGE

Restricted

T.MK.17 SECT. N



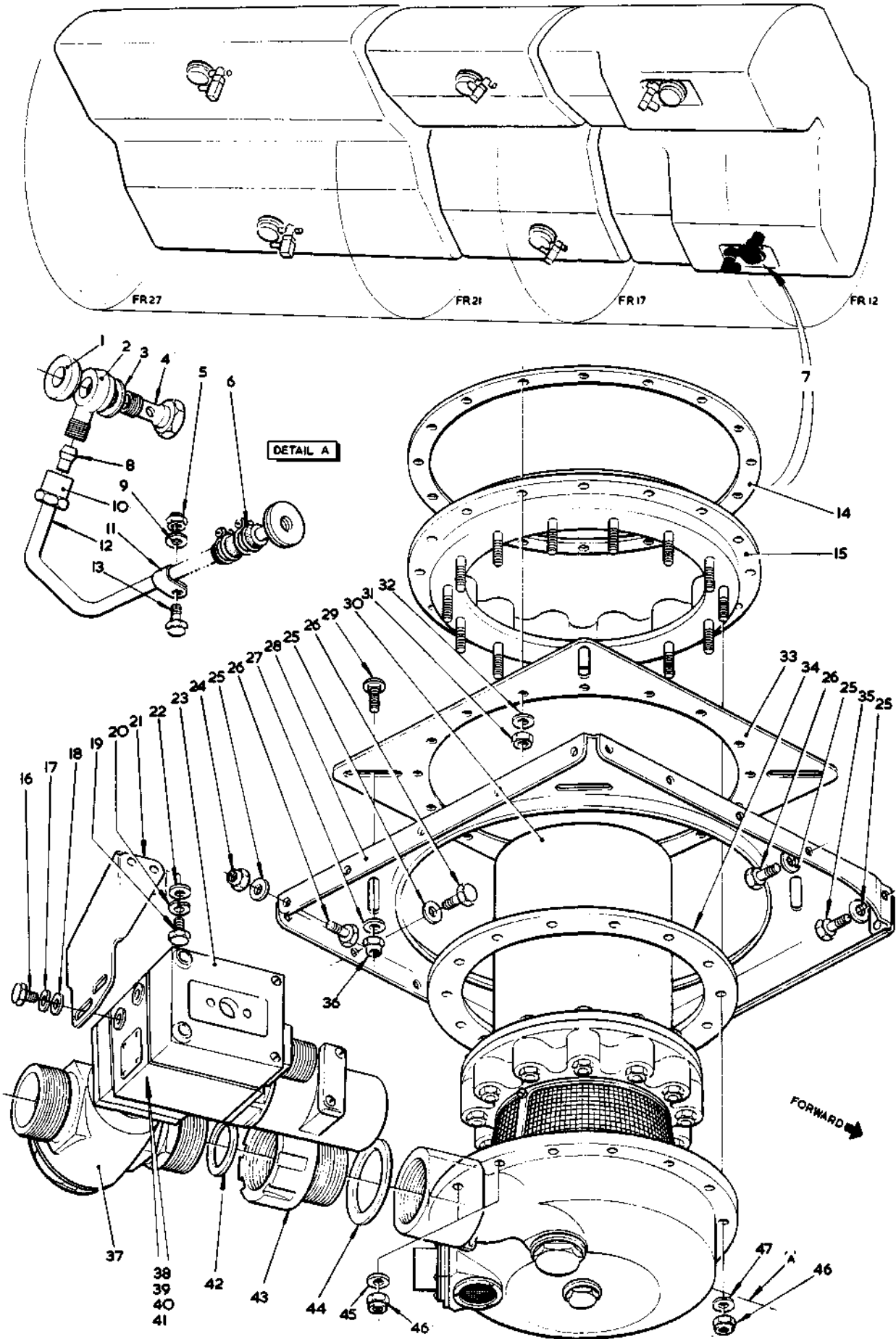


FIG.33 FUEL SYSTEM IN CENTRE FUSELAGE
Restricted



Restricted

AL.3

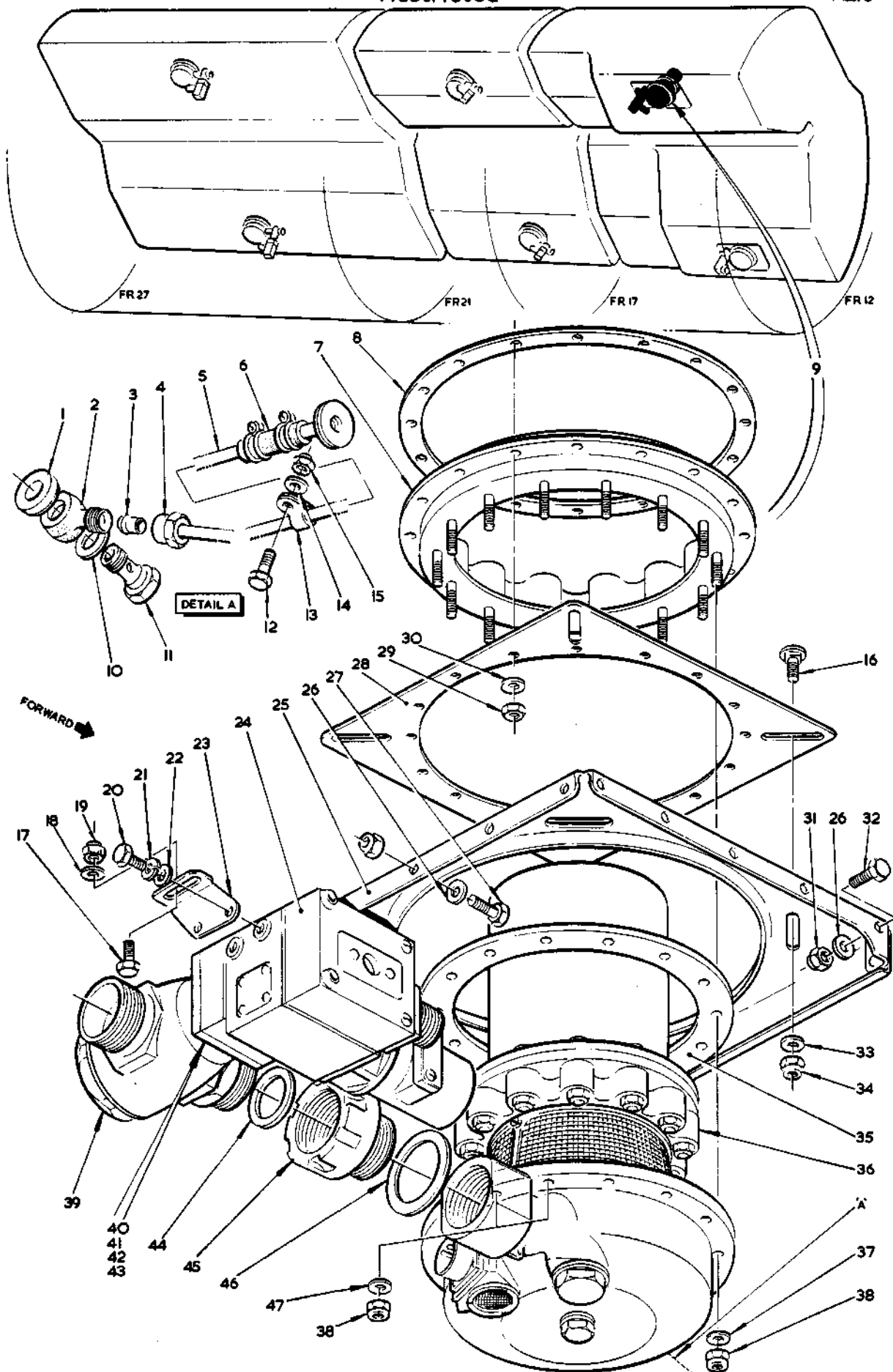


FIG.34 FUEL SYSTEM IN CENTRE FUSELAGE
Restricted

T MK17 SECT.N



Restricted

AL 3

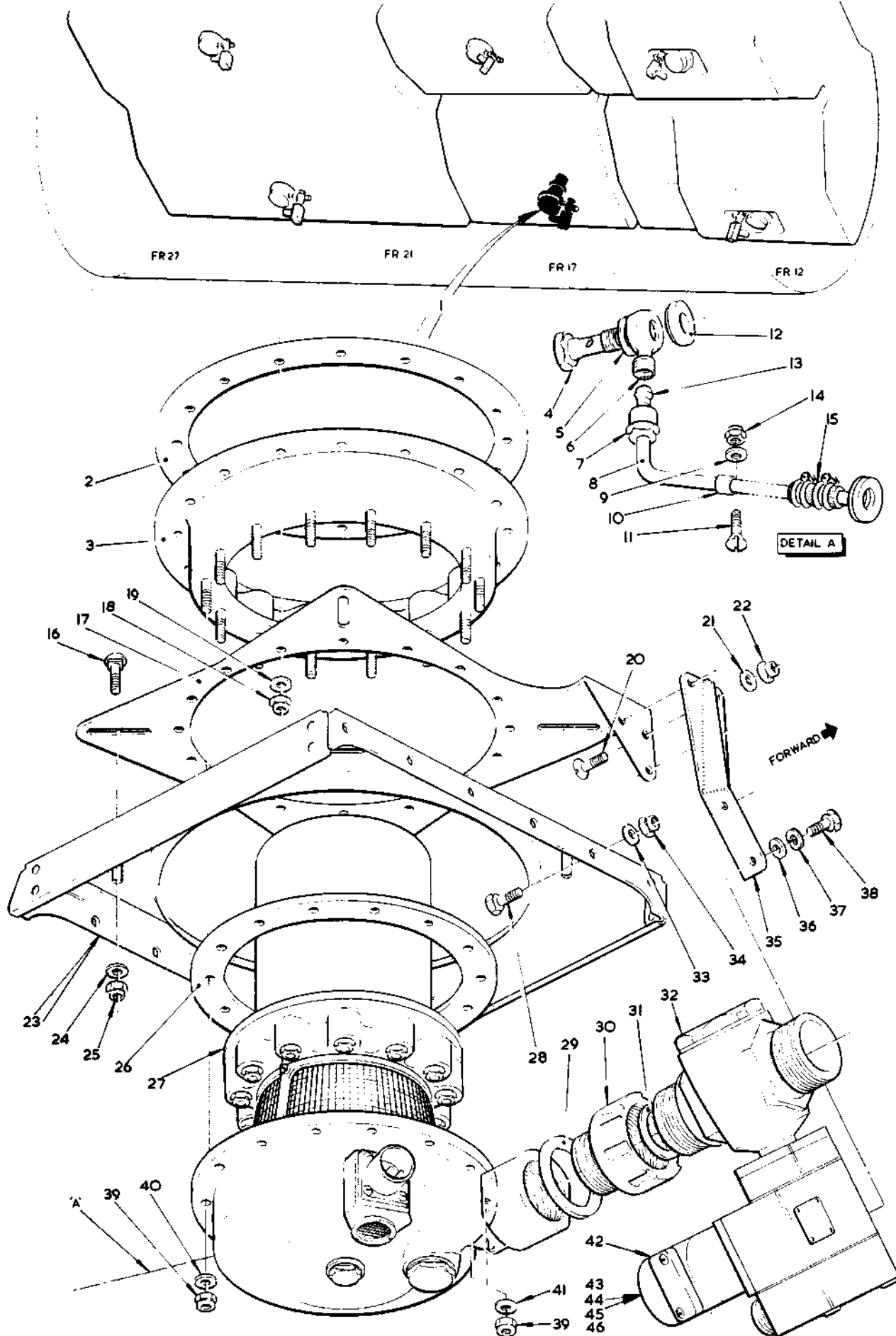


FIG.35 FUEL SYSTEM IN CENTRE FUSELAGE
Restricted

T MK.7 SECT.N



Restricted

AL.3

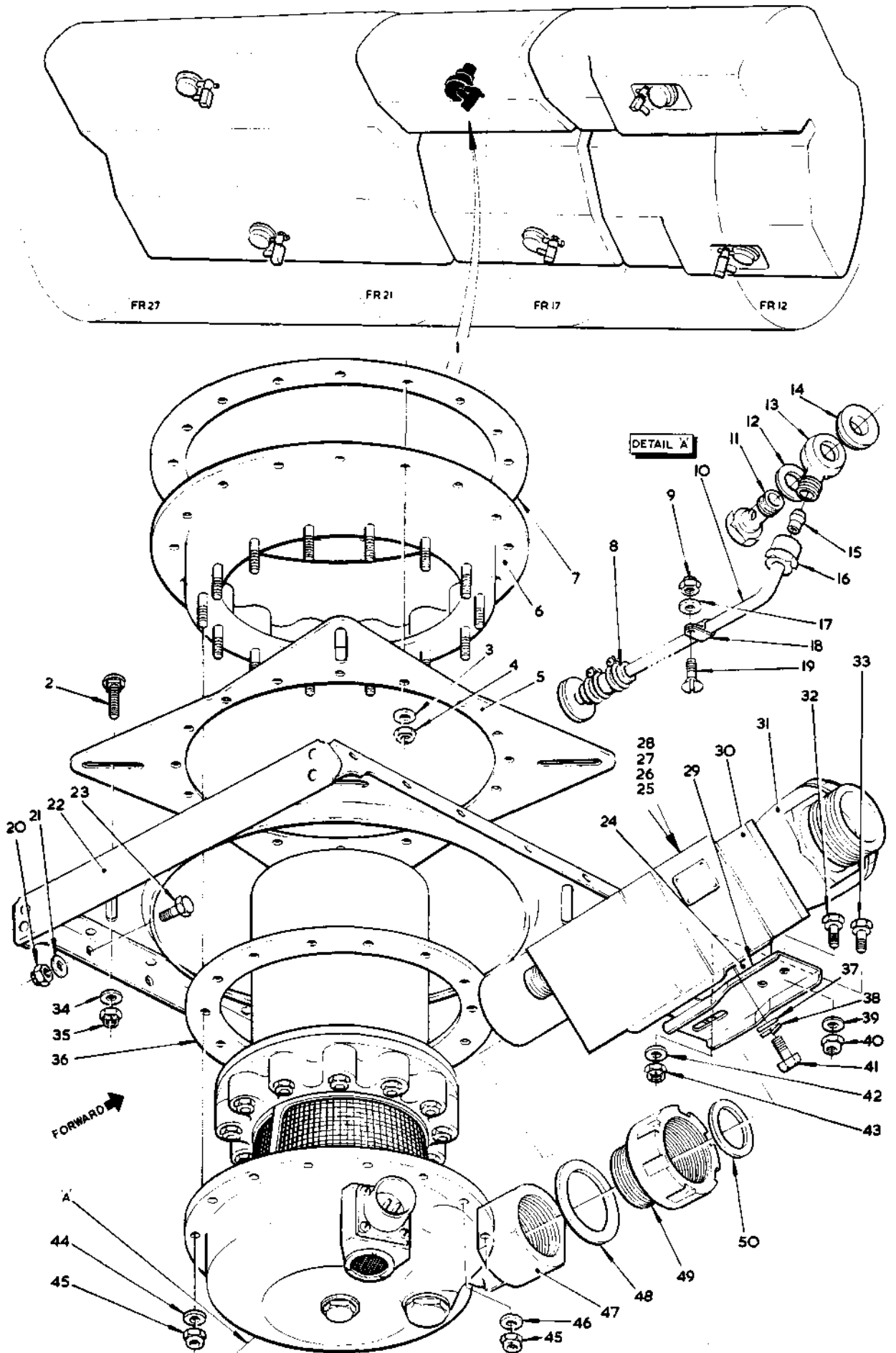


FIG.36 FUEL SYSTEM IN CENTRE FUSELAGE
Restricted



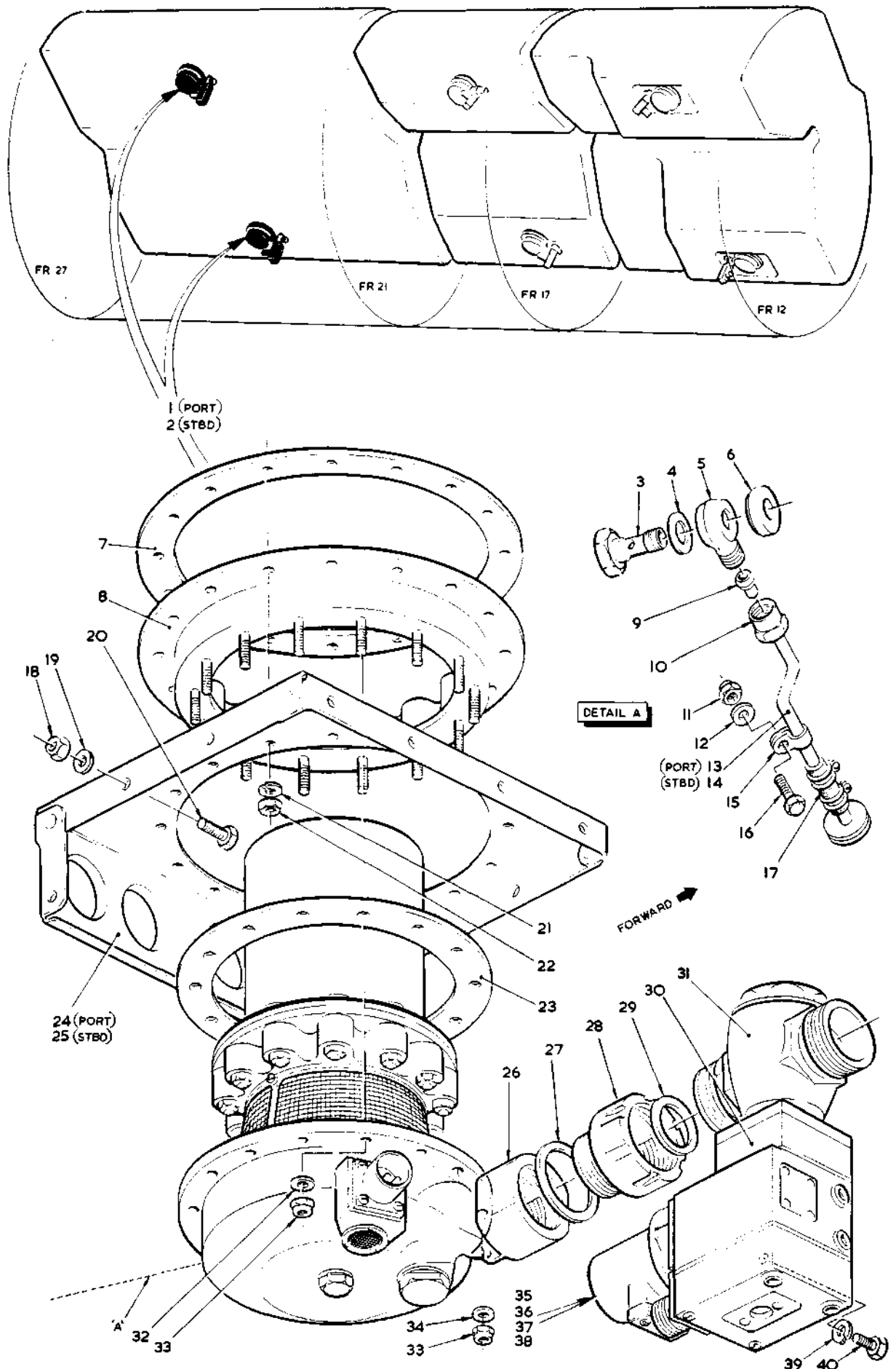


FIG. 37 FUEL SYSTEM IN CENTRE FUSELAGE
Restricted



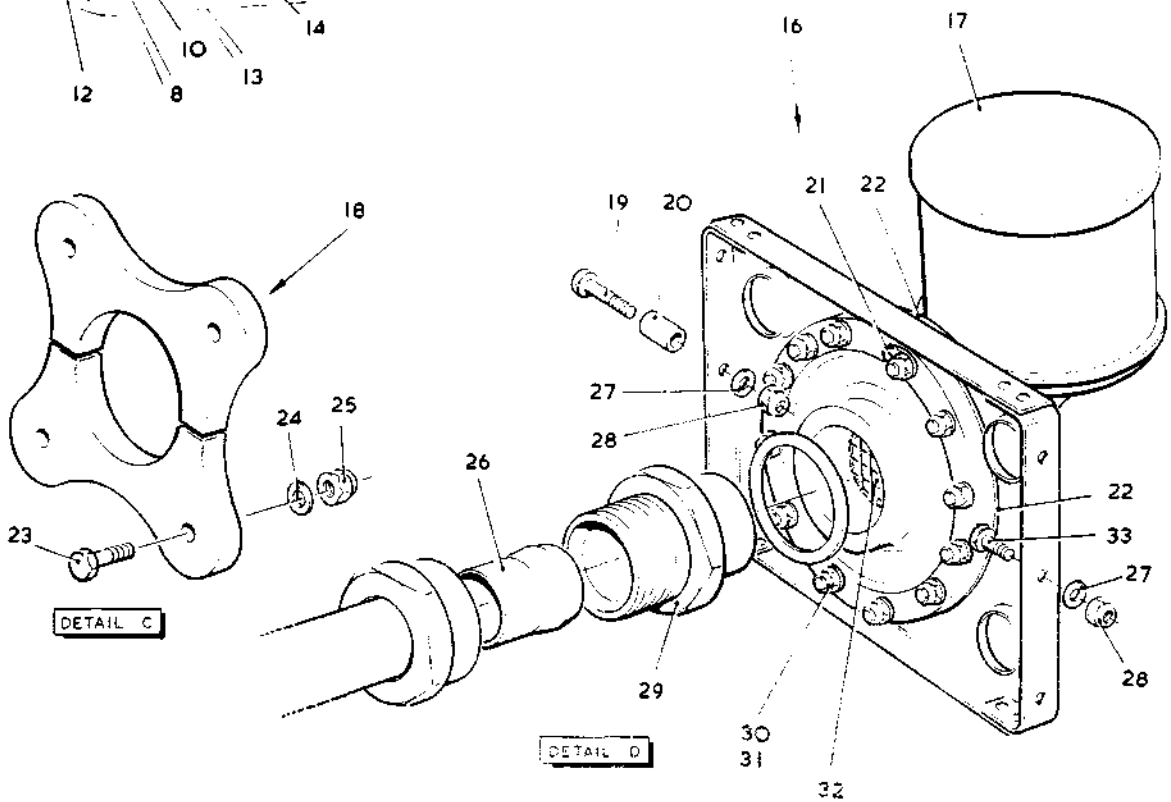
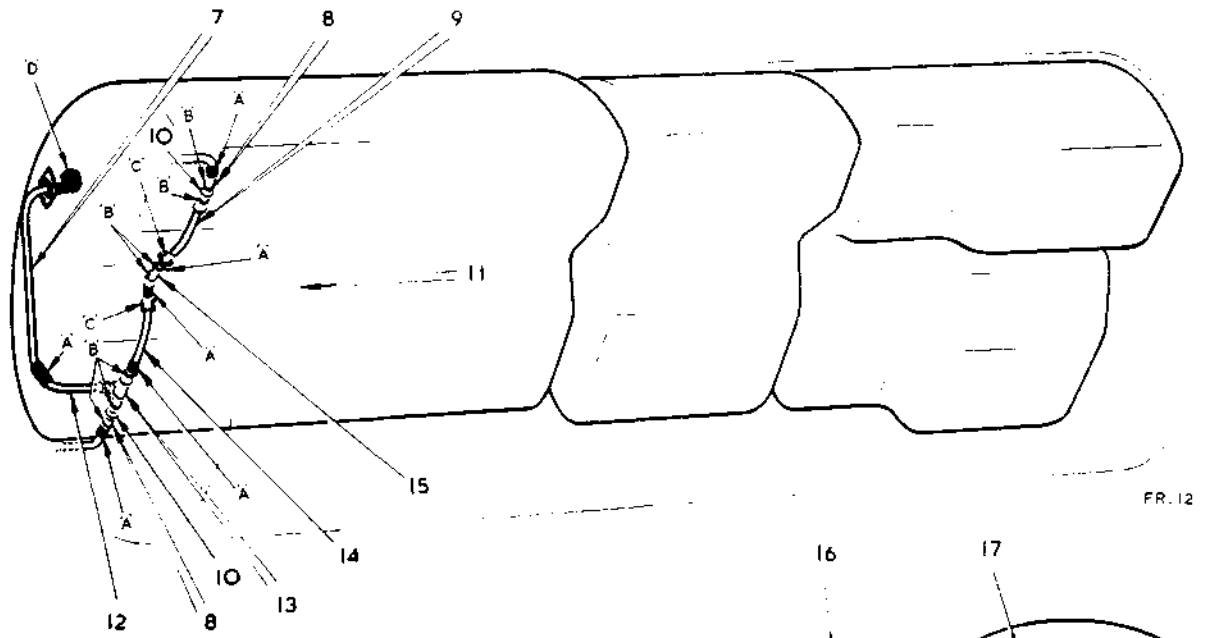
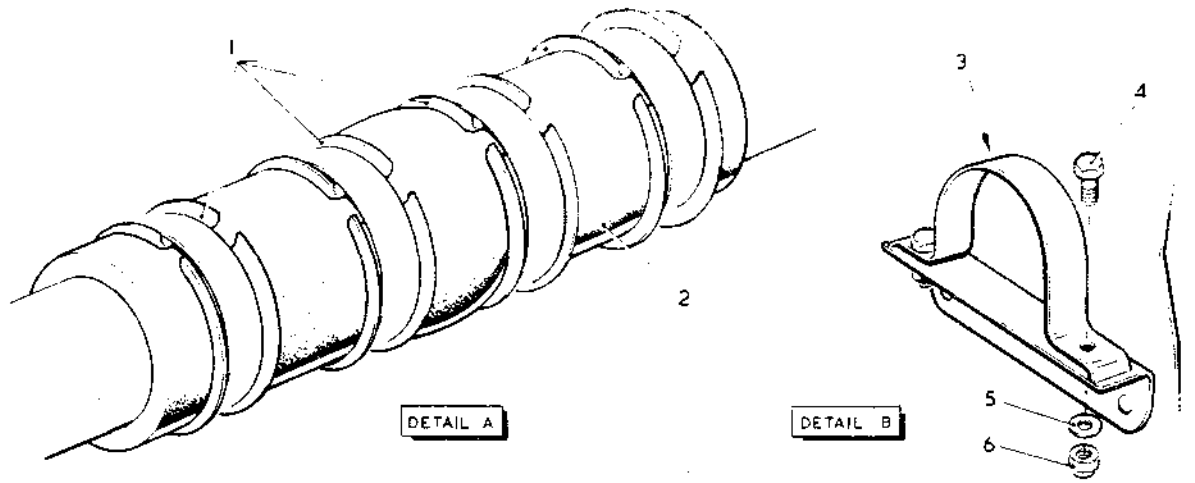


FIG. 38 FUEL SYSTEM IN CENTRE FUSELAGE
Restricted



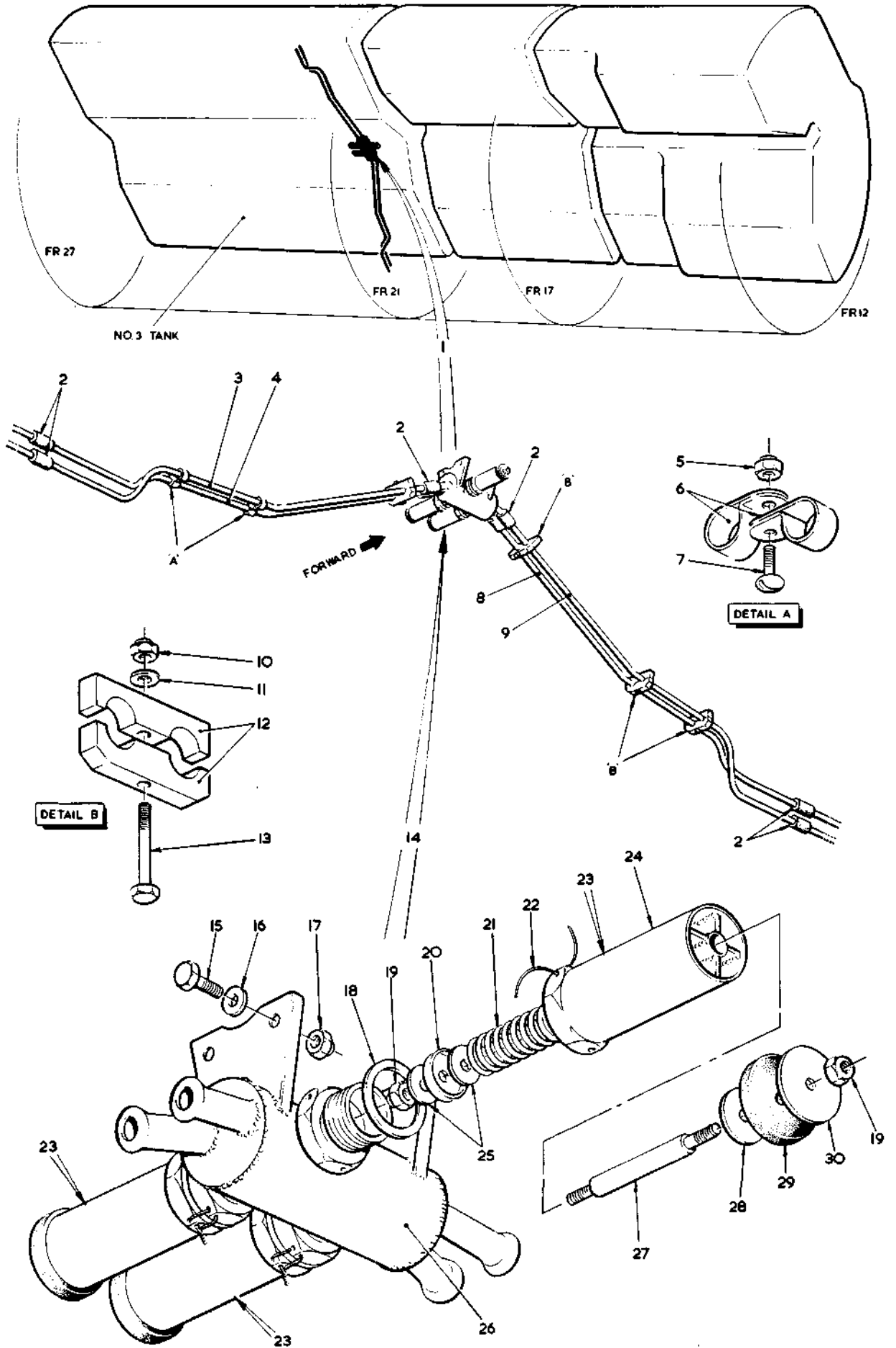


FIG.39 FUEL SYSTEM IN CENTRE FUSELAGE
Restricted



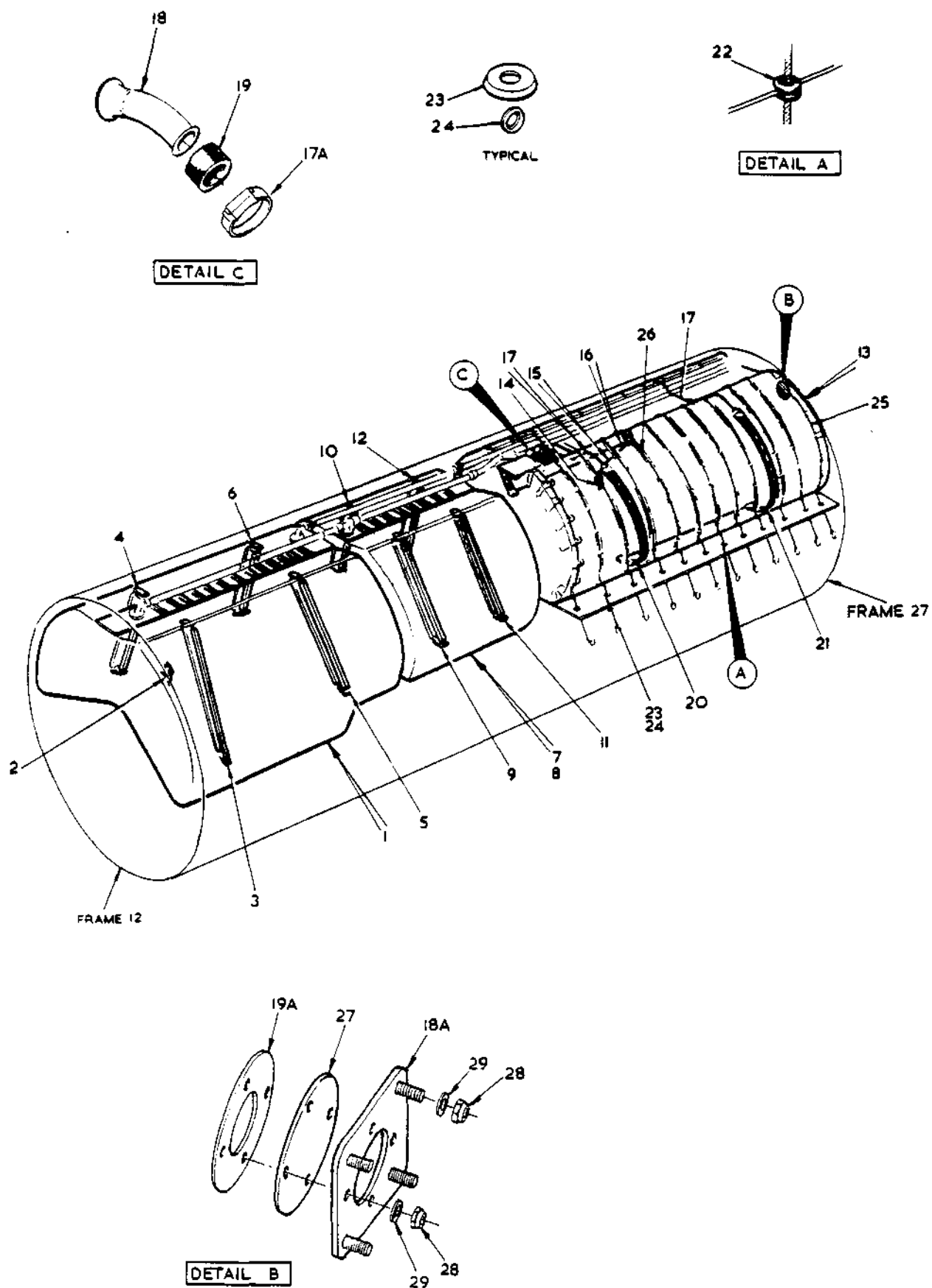


FIG. 40 FUEL SYSTEM IN CENTRE FUSELAGE

T MK 17 SECT N



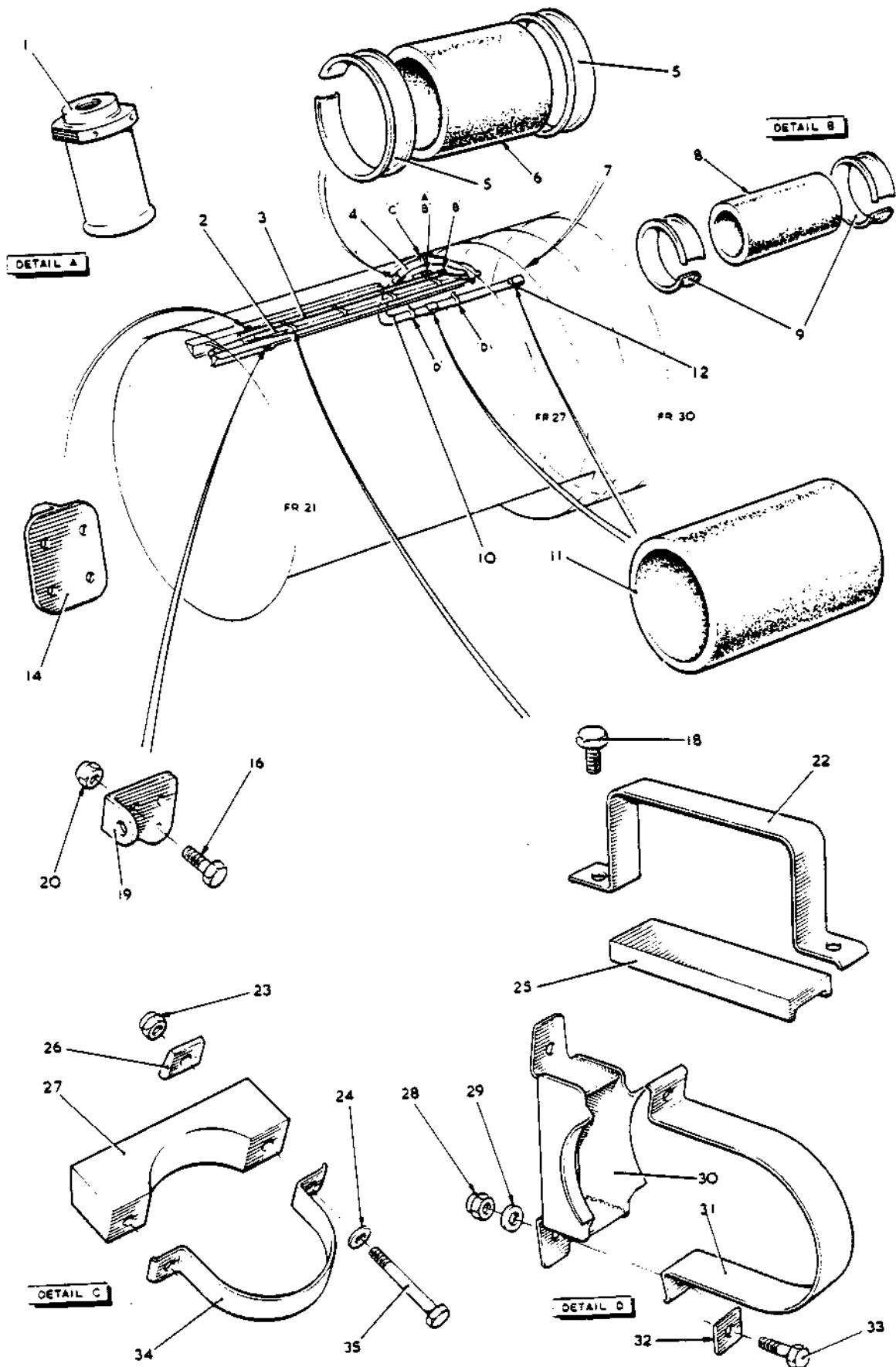


FIG 41 FUEL SYSTEM IN CENTRE FUSELAGE

T MK 17 SECT N



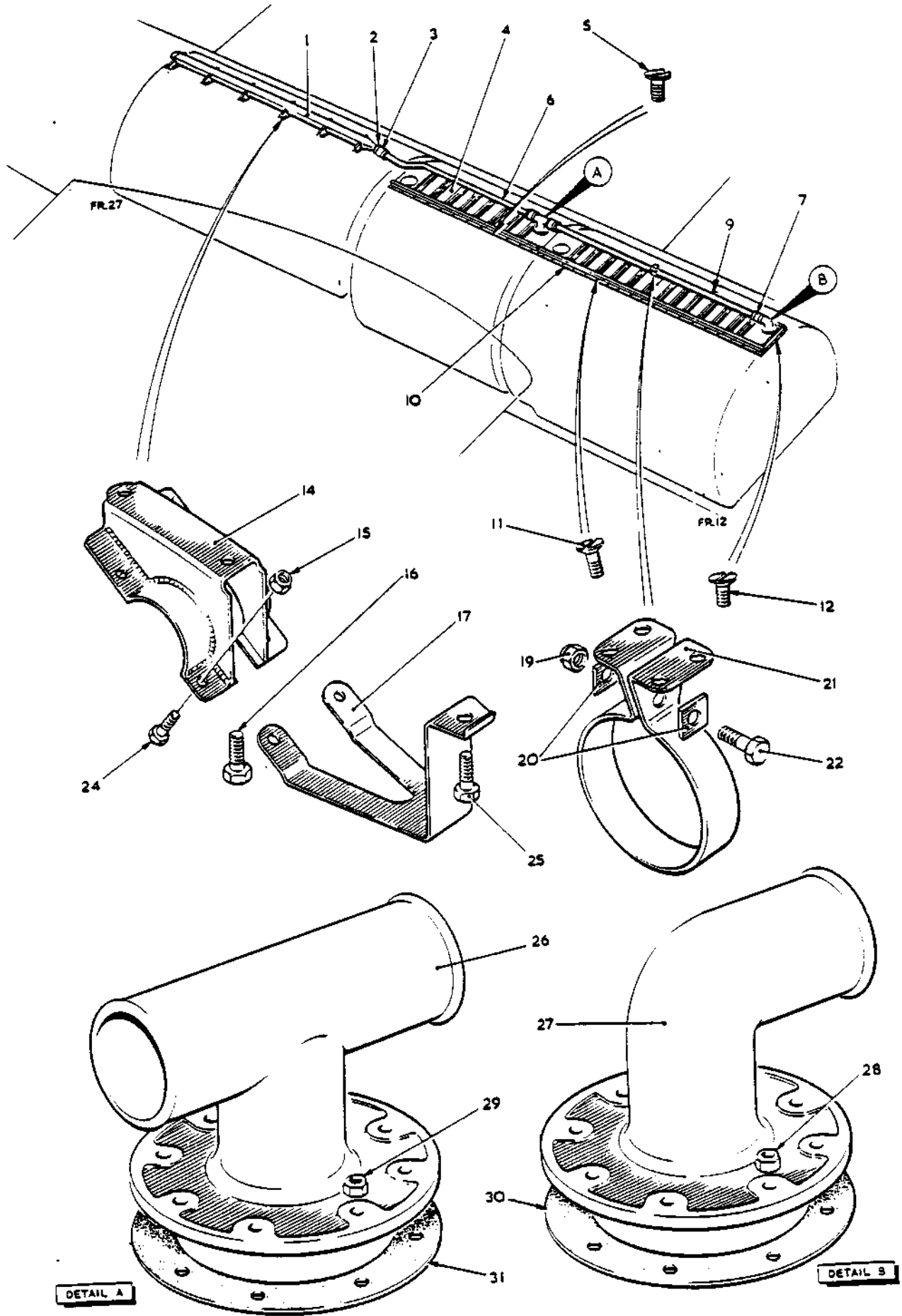


FIG. 43 FUEL SYSTEM IN CENTRE FUSELAGE T MK 17 SECT N



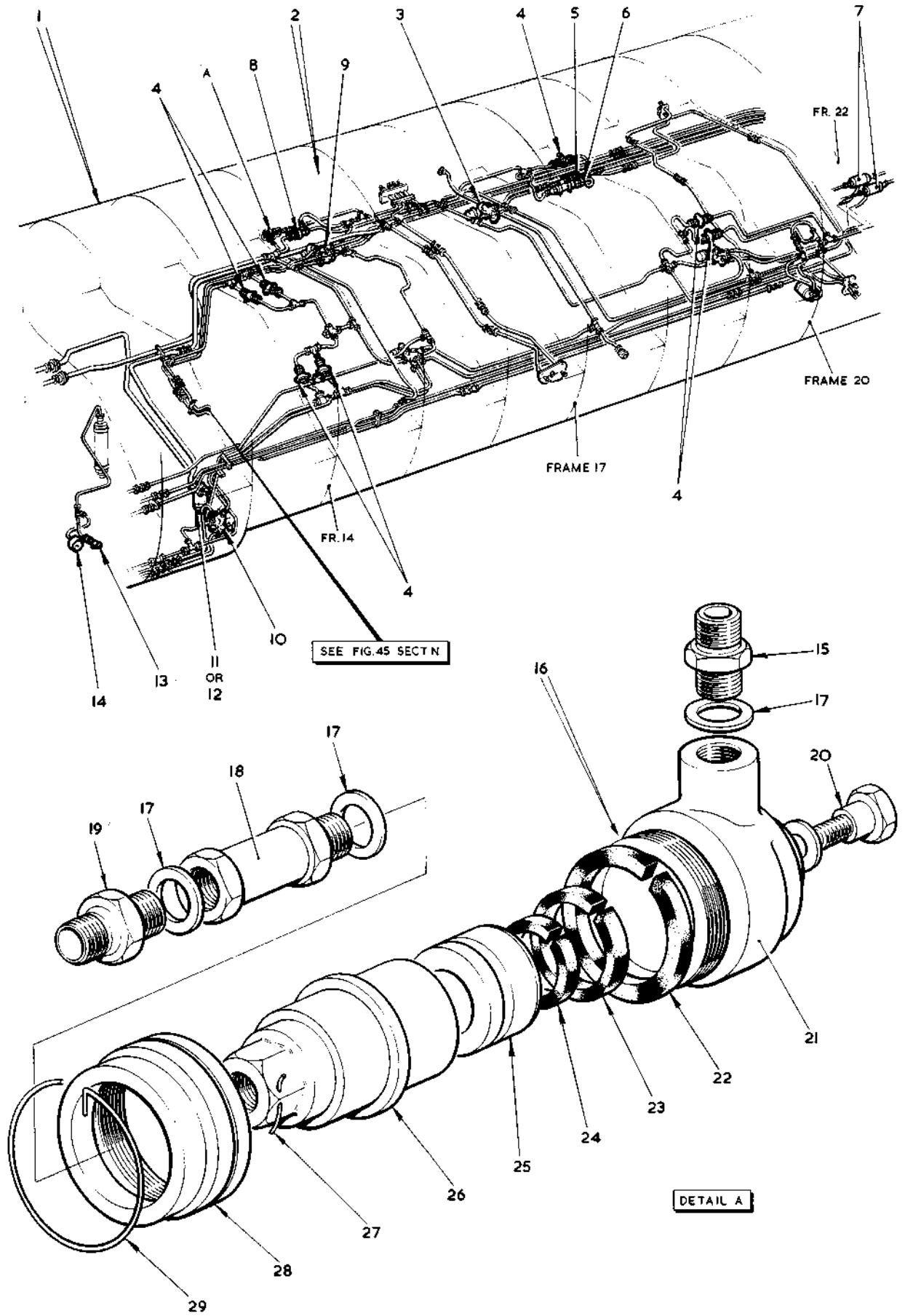


FIG 44 HYDRAULIC EQUIPMENT IN CENTRE FUSELAGE
Restricted



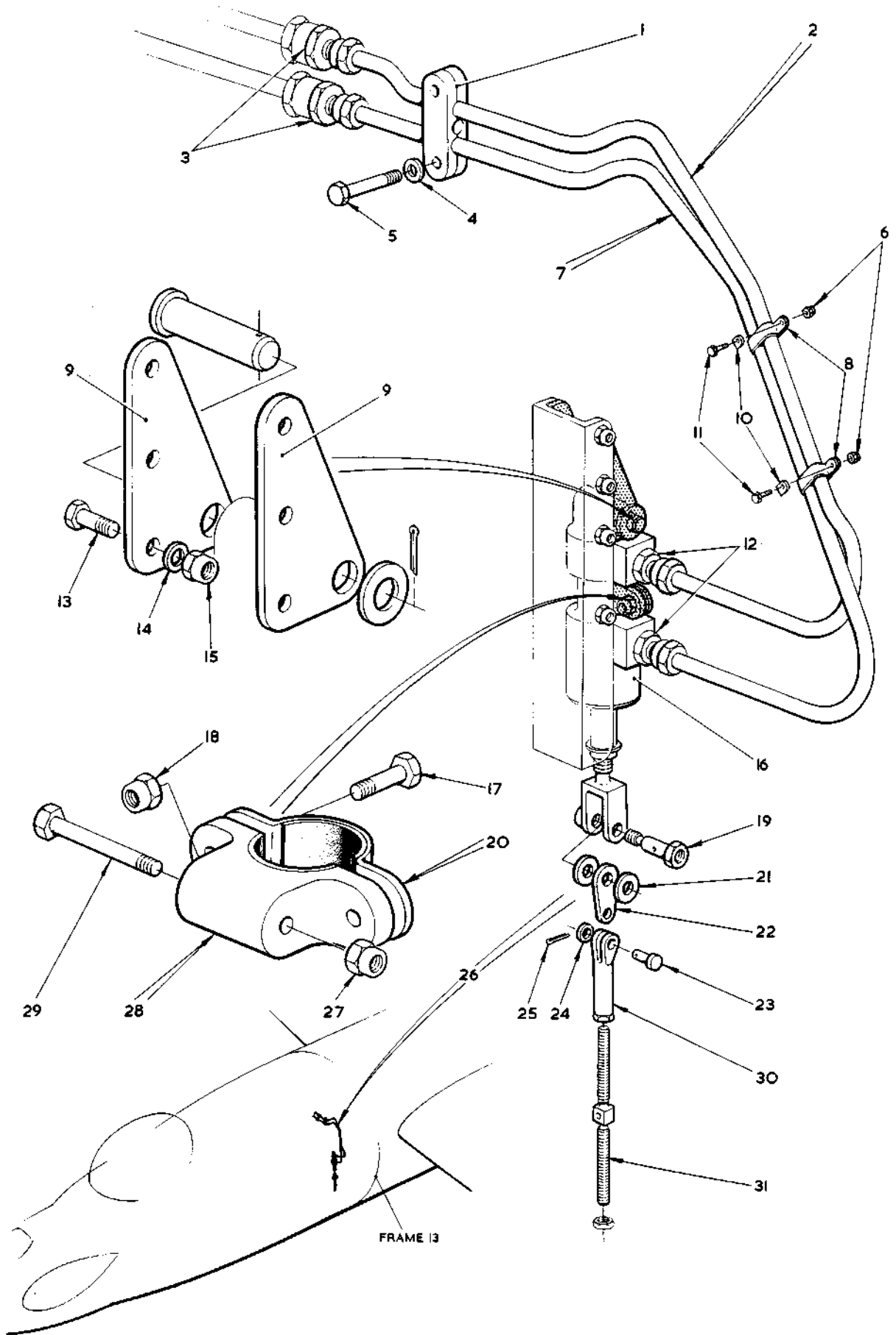


FIG 45 HYDRAULIC EQUIPMENT IN CENTRE FUSELAGE
Restricted



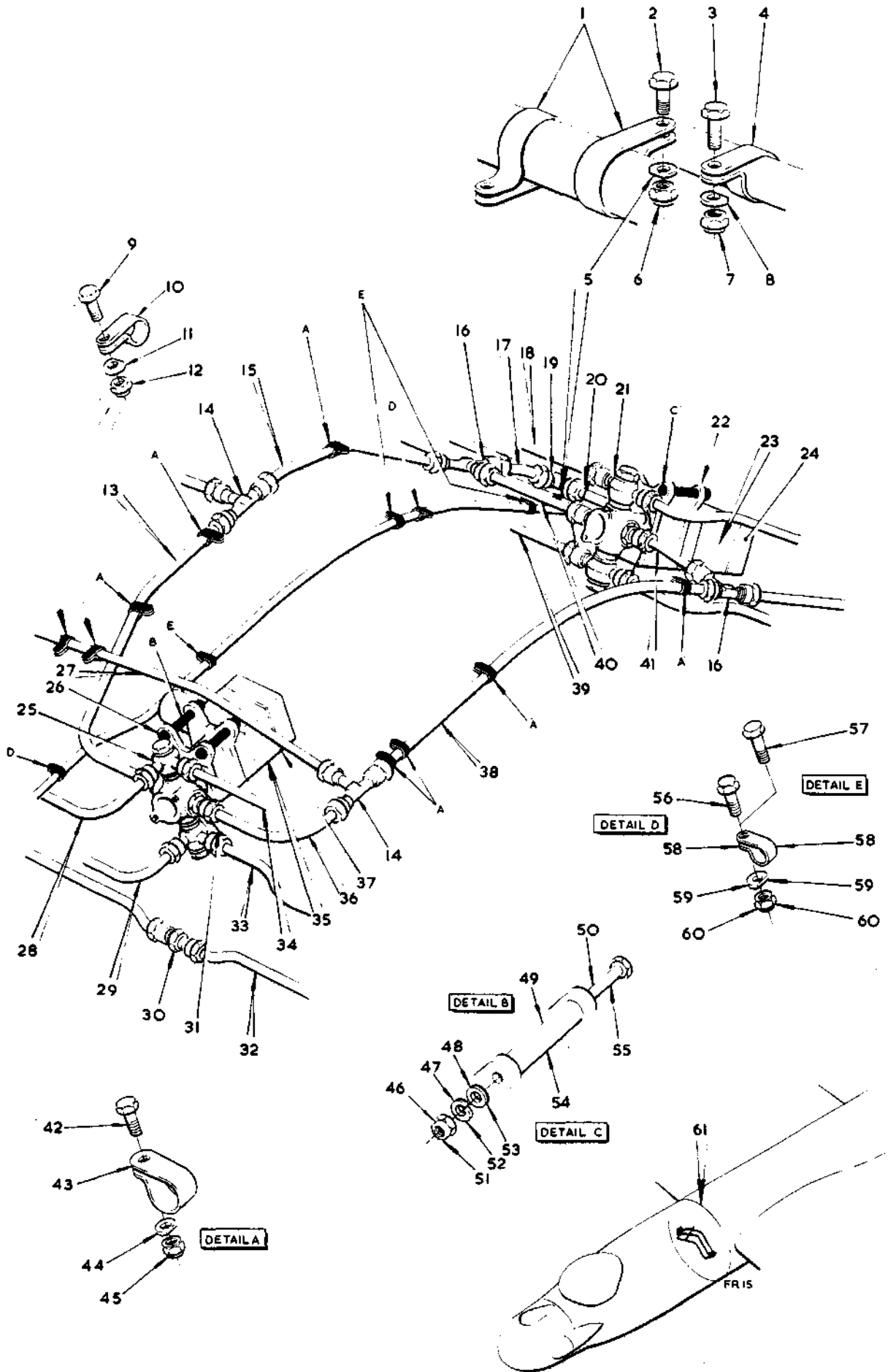


FIG.46 HYDRAULIC EQUIPMENT IN CENTRE FUSELAGE



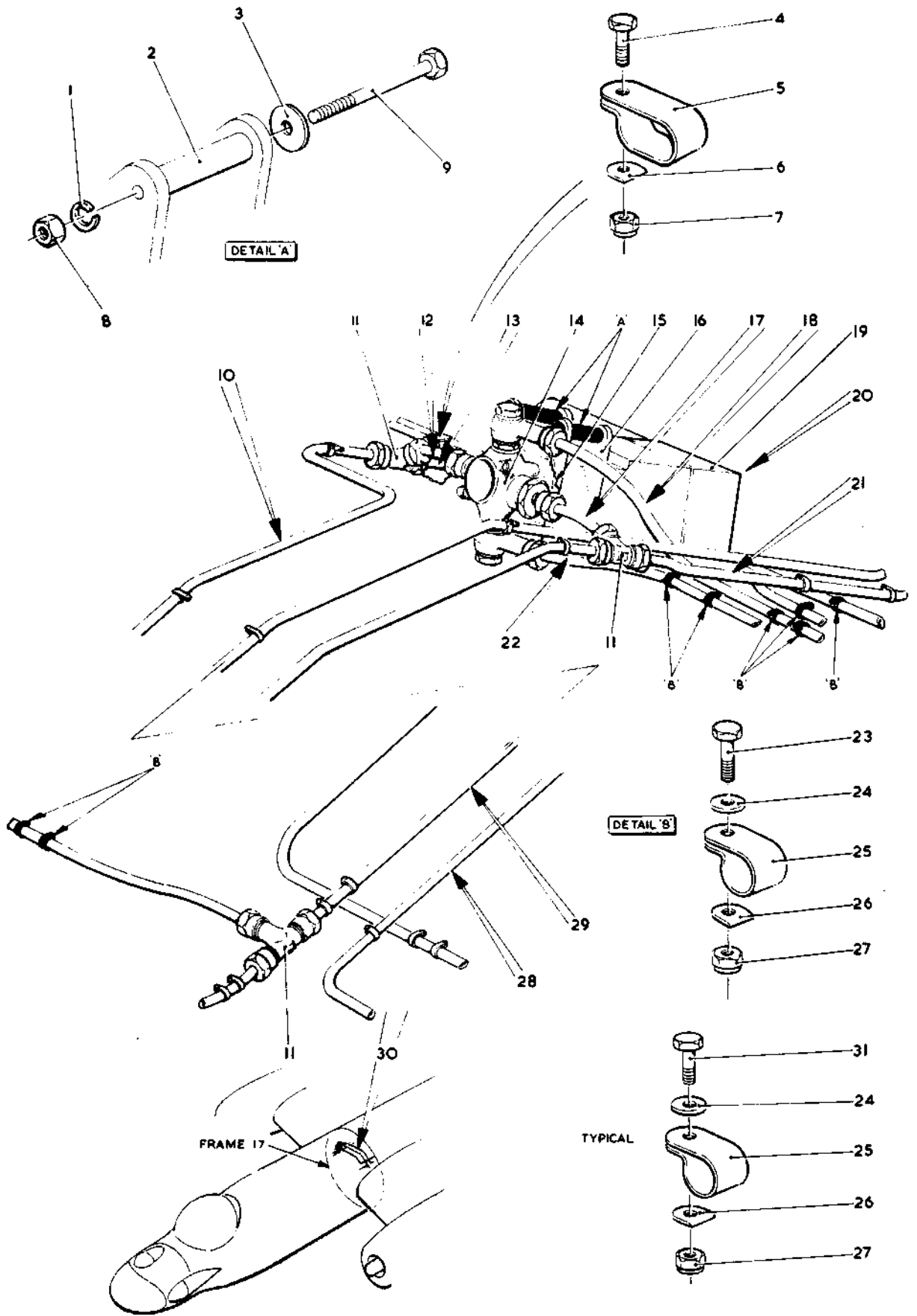


FIG 47. HYDRAULIC EQUIPMENT IN CENTRE FUSELAGE
Restricted



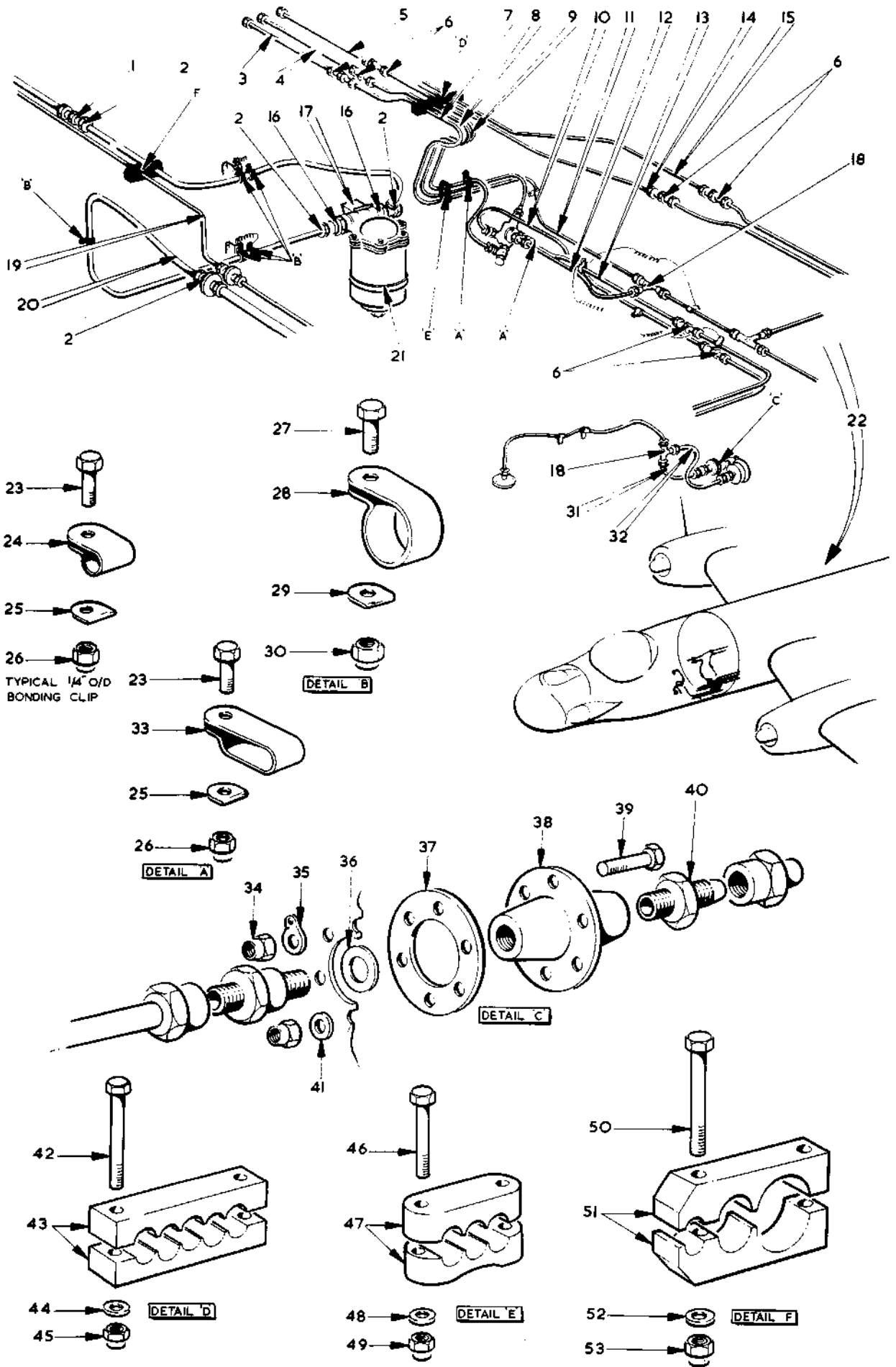


FIG. 48 HYDRAULIC EQUIPMENT IN CENTRE FUSELAGE
Restricted



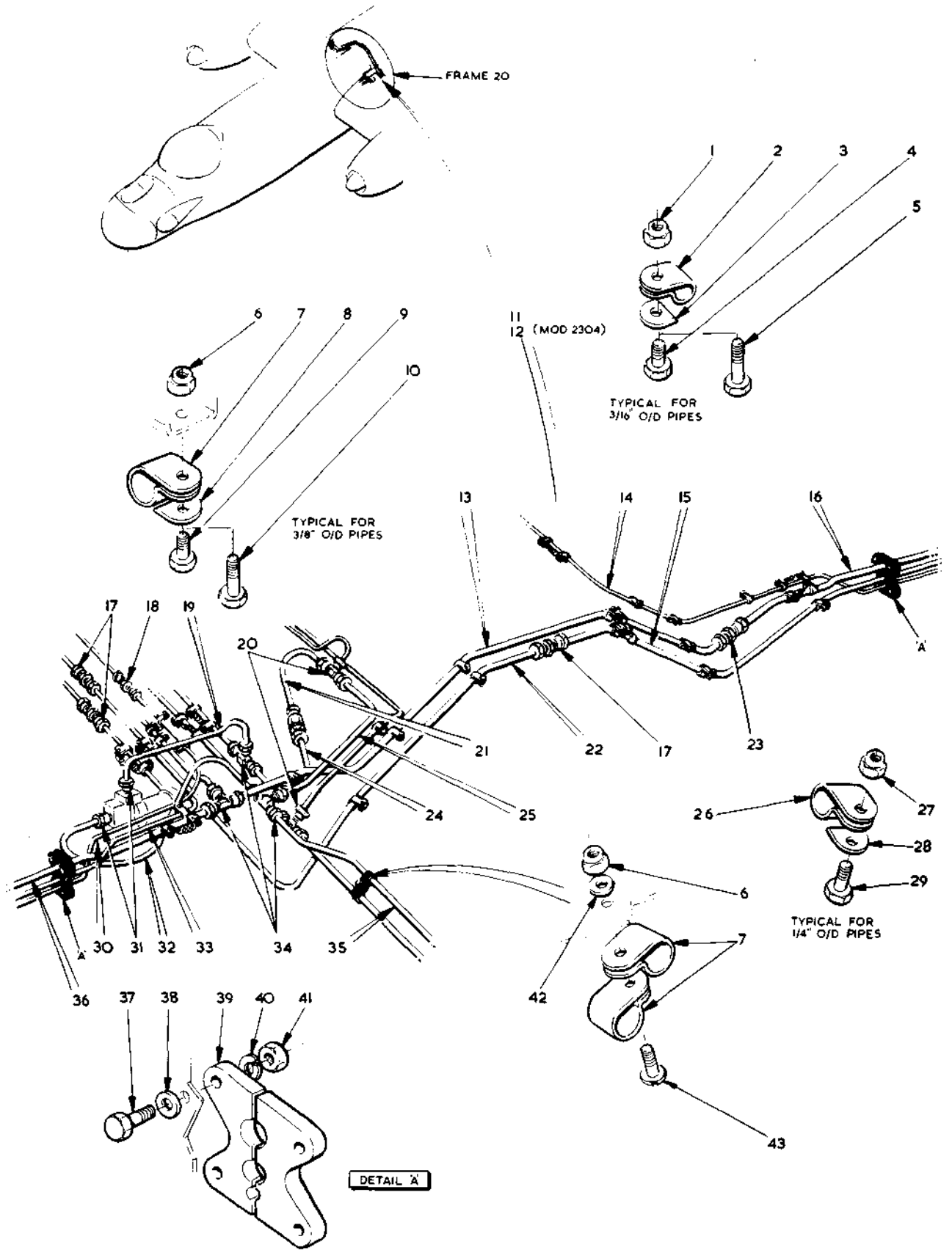


FIG. 49 HYDRAULIC EQUIPMENT IN CENTRE FUSELAGE
Restricted



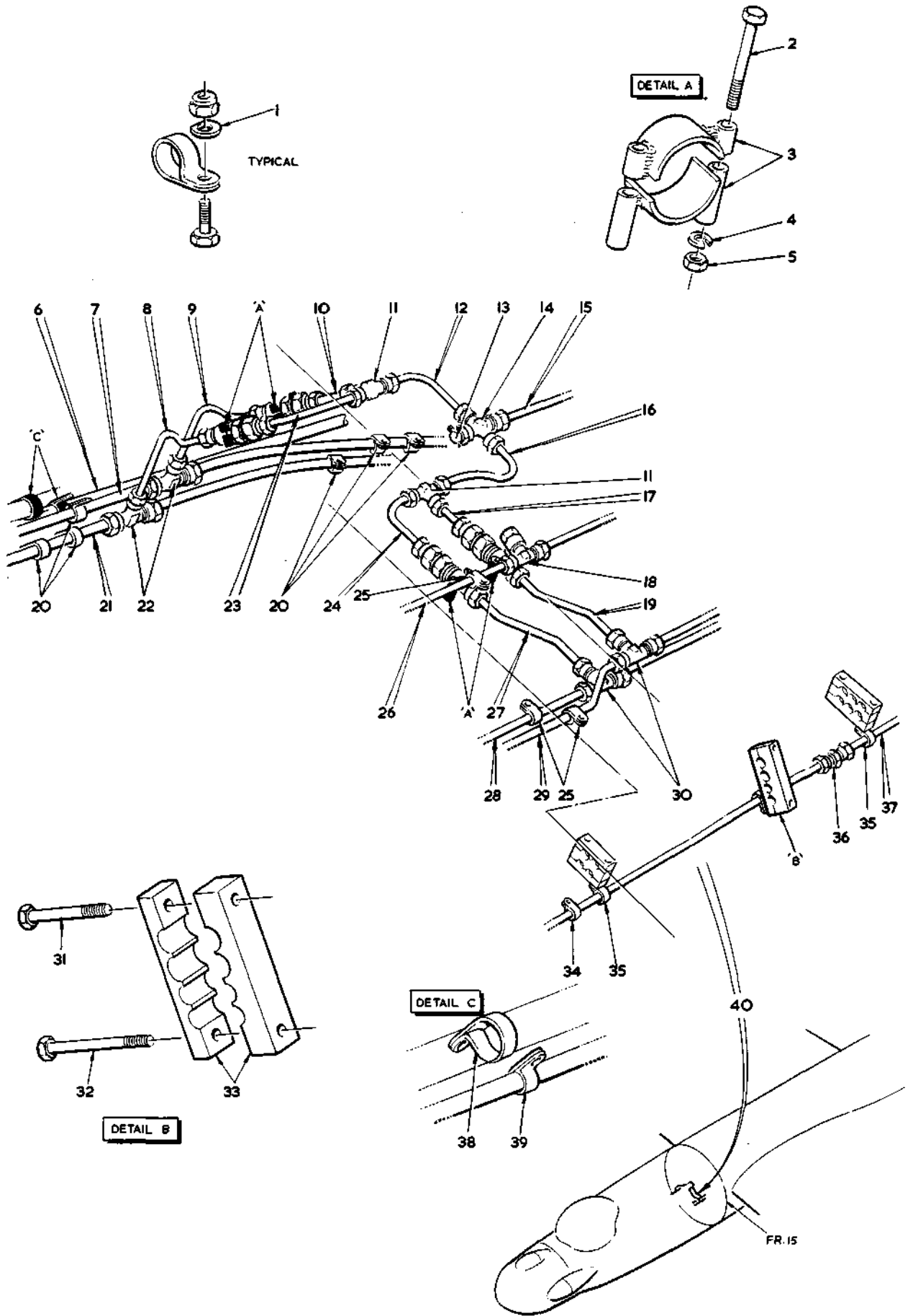


FIG.50 HYDRAULIC EQUIPMENT IN CENTRE FUSELAGE
Restricted



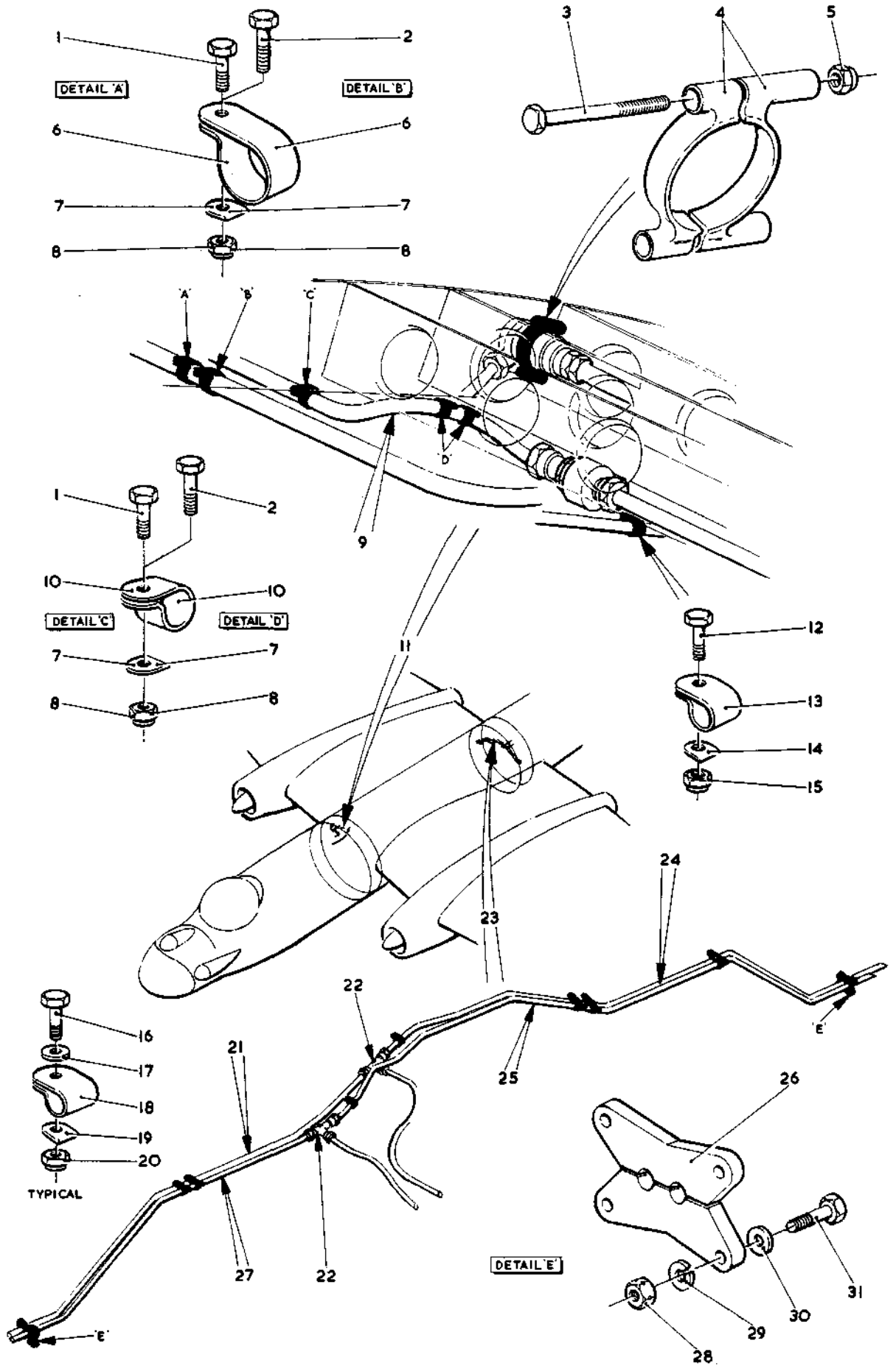


FIG 51. HYDRAULIC EQUIPMENT IN CENTRE FUSELAGE
Restricted



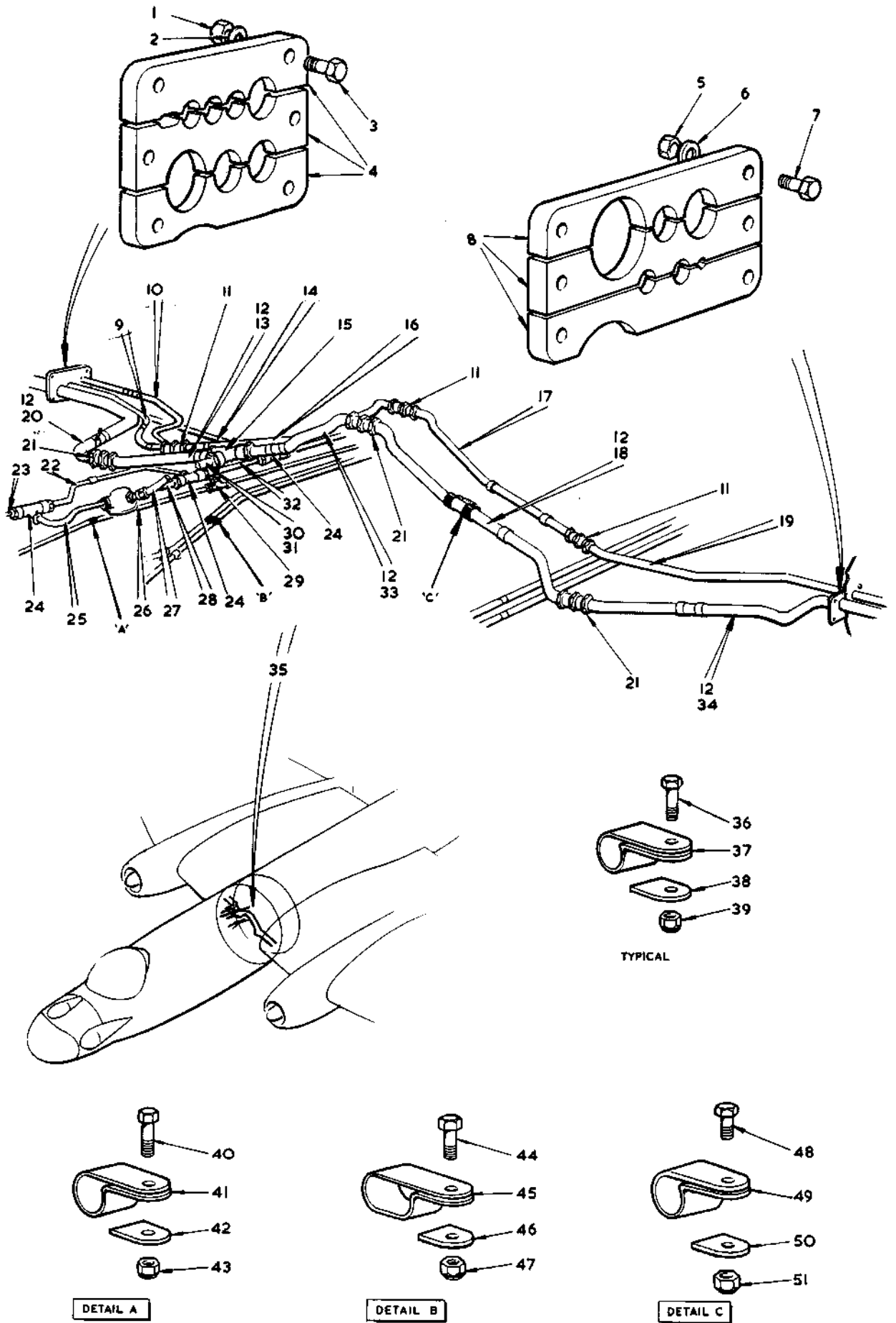


FIG 52. HYDRAULIC EQUIPMENT IN CENTRE FUSELAGE
Restricted



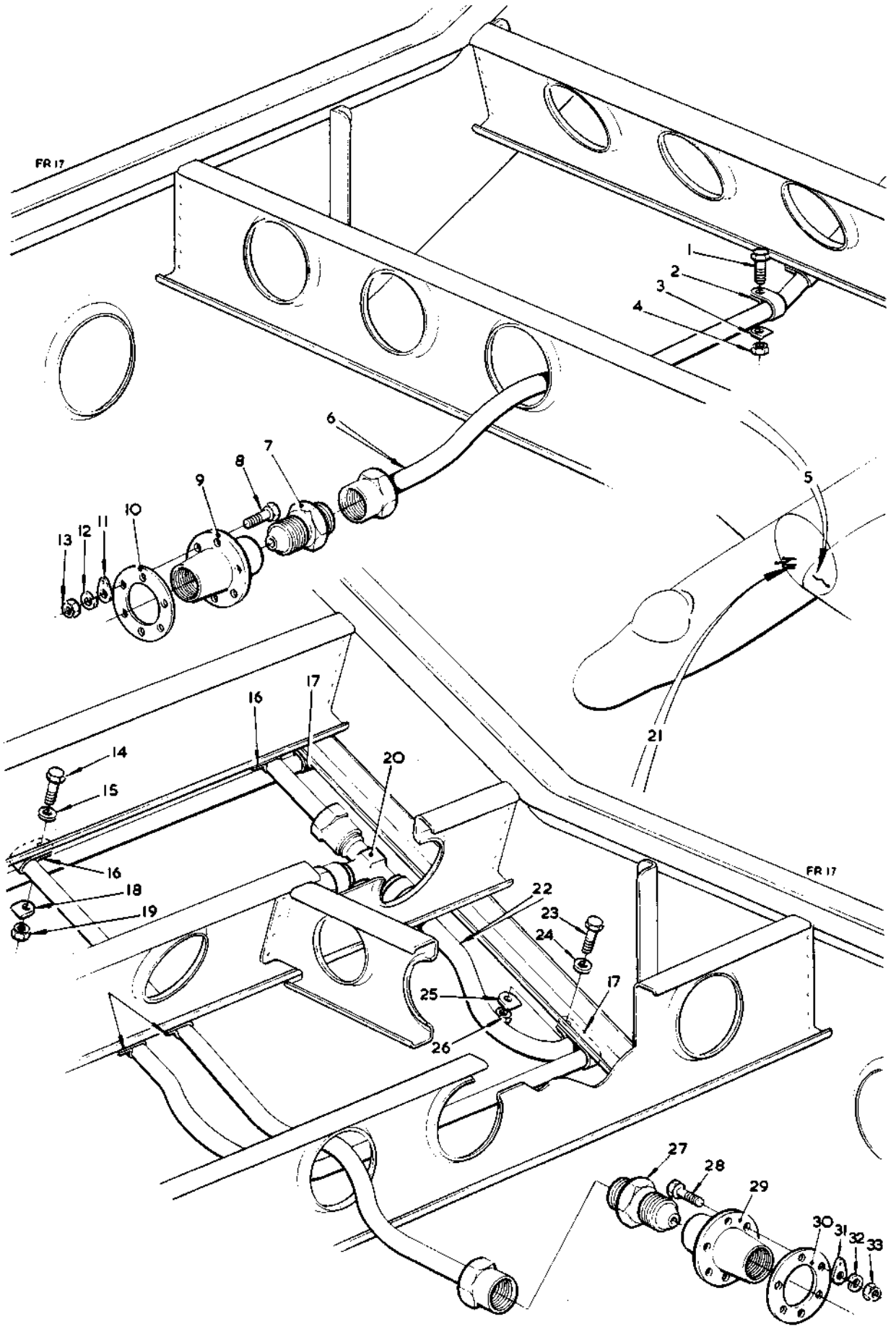


FIG.53 HYDRAULIC EQUIPMENT IN CENTRE FUSELAGE

Restricted



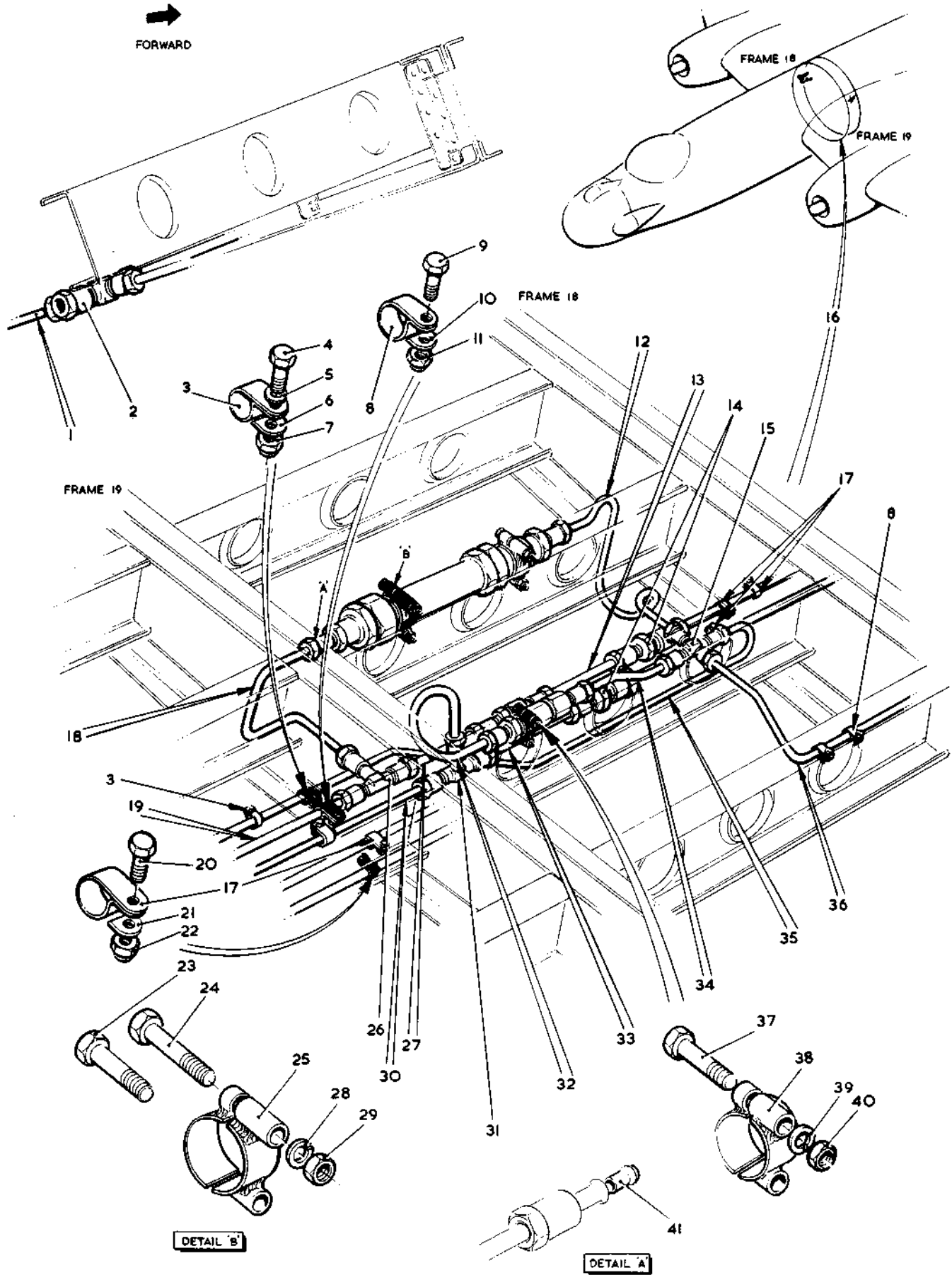


FIG. 54 HYDRAULIC EQUIPMENT IN CENTRE FUSELAGE
Restricted



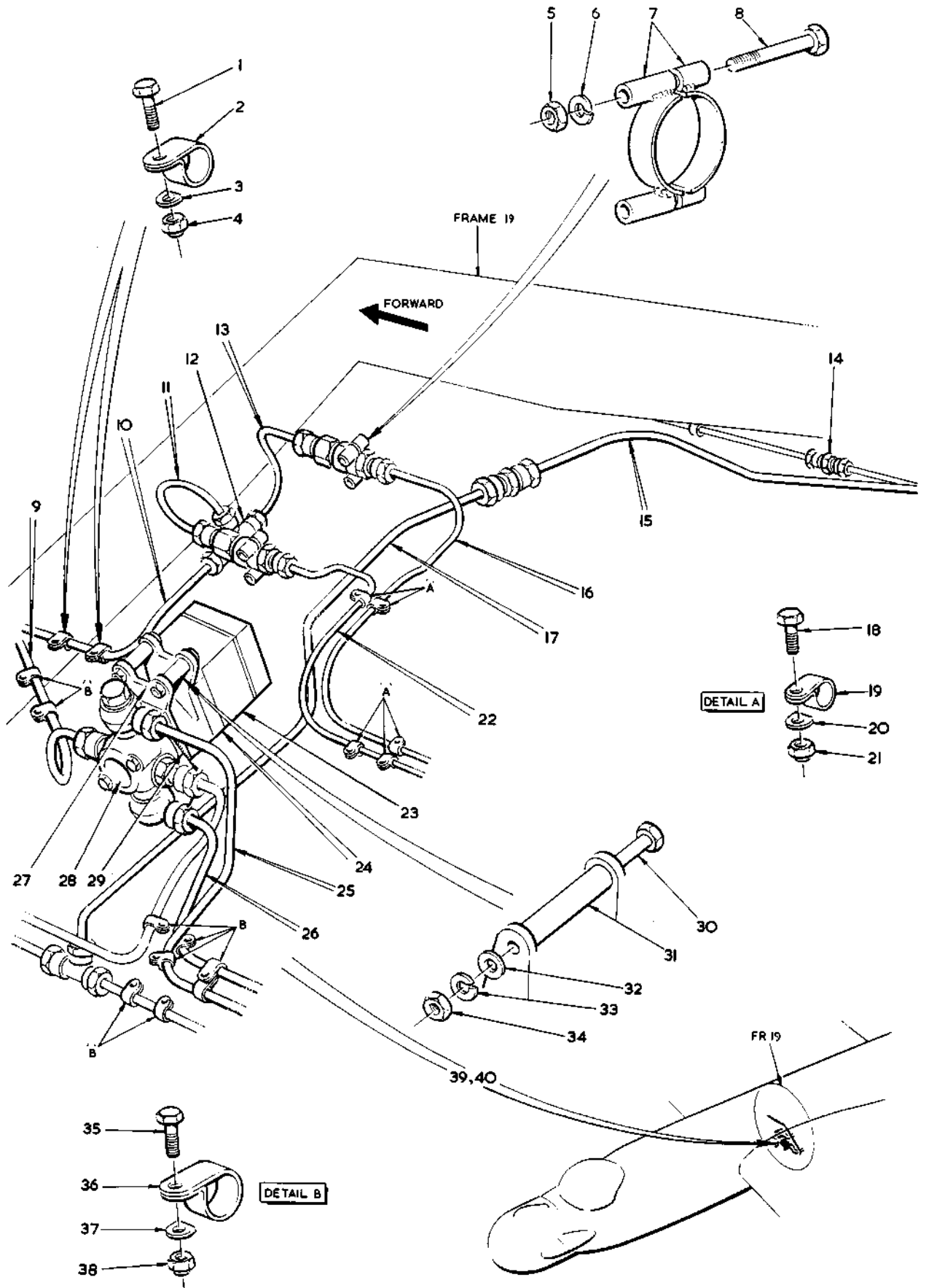


FIG.55 HYDRAULIC EQUIPMENT IN CENTRE FUSELAGE
Restricted



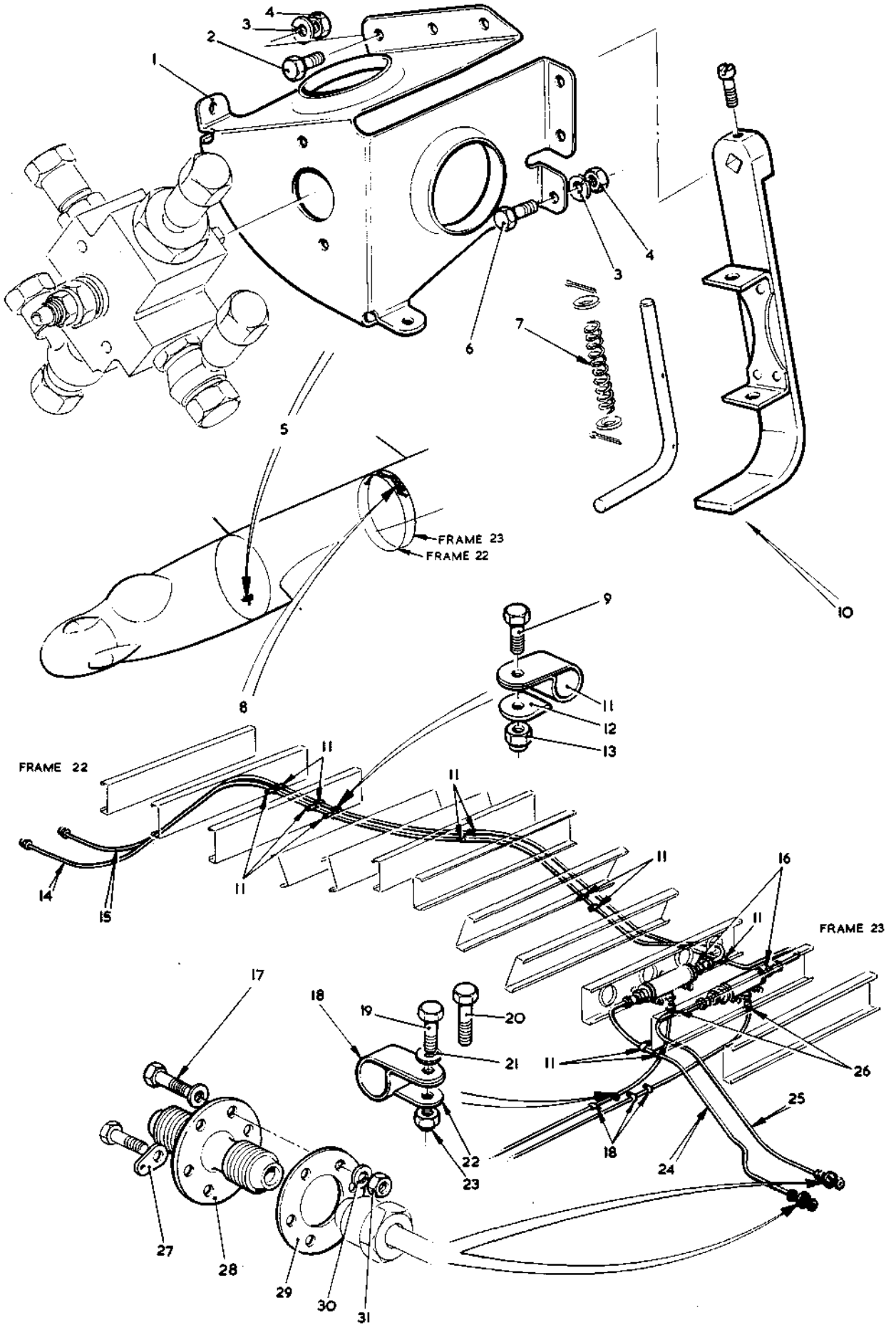


FIG. 56 HYDRAULIC EQUIPMENT IN CENTRE FUSELAGE
Restricted



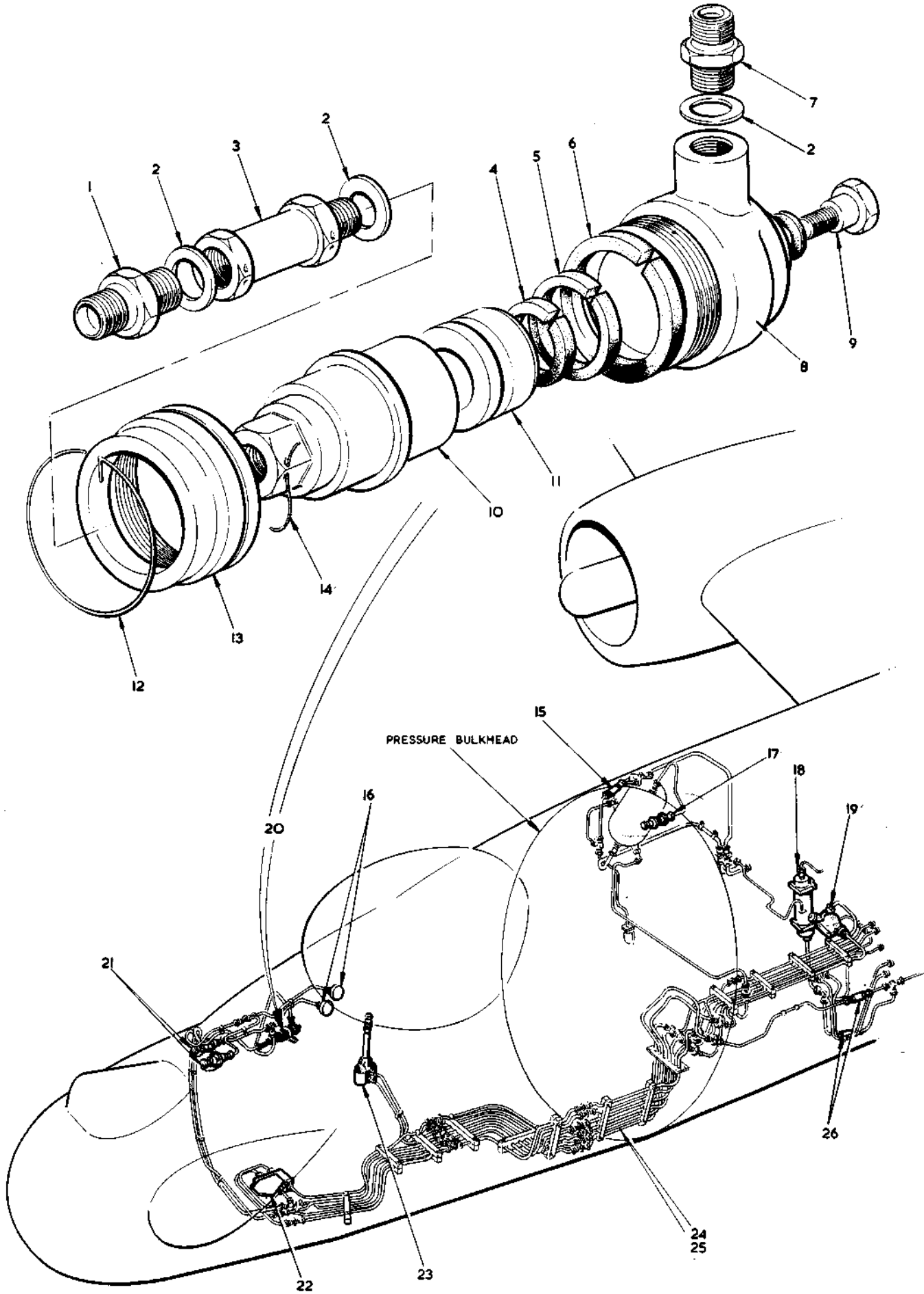


FIG. 57 HYDRAULIC EQUIPMENT IN FRONT FUSELAGE
Restricted



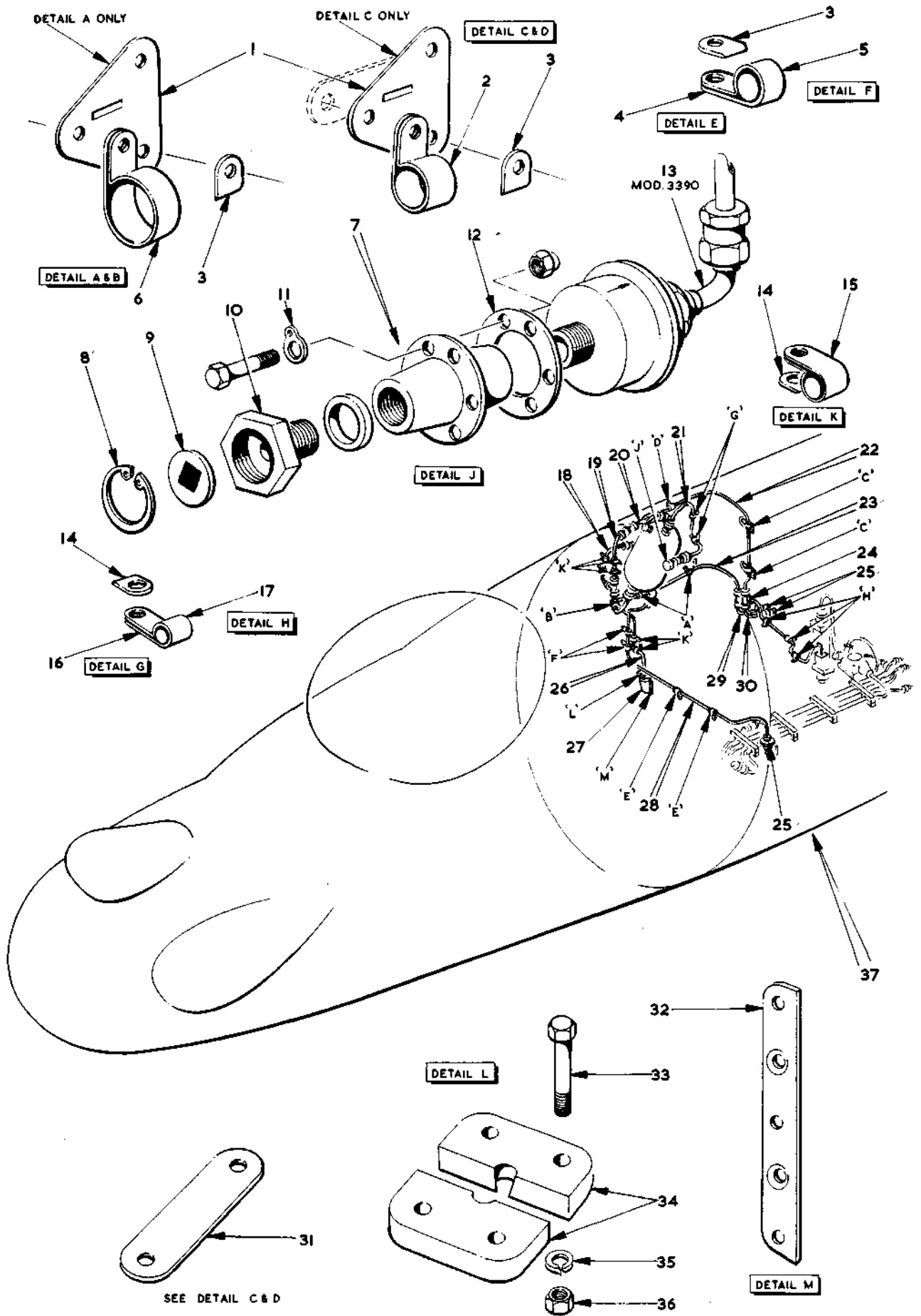


FIG.58 HYDRAULIC EQUIPMENT IN FRONT FUSELAGE
Restricted



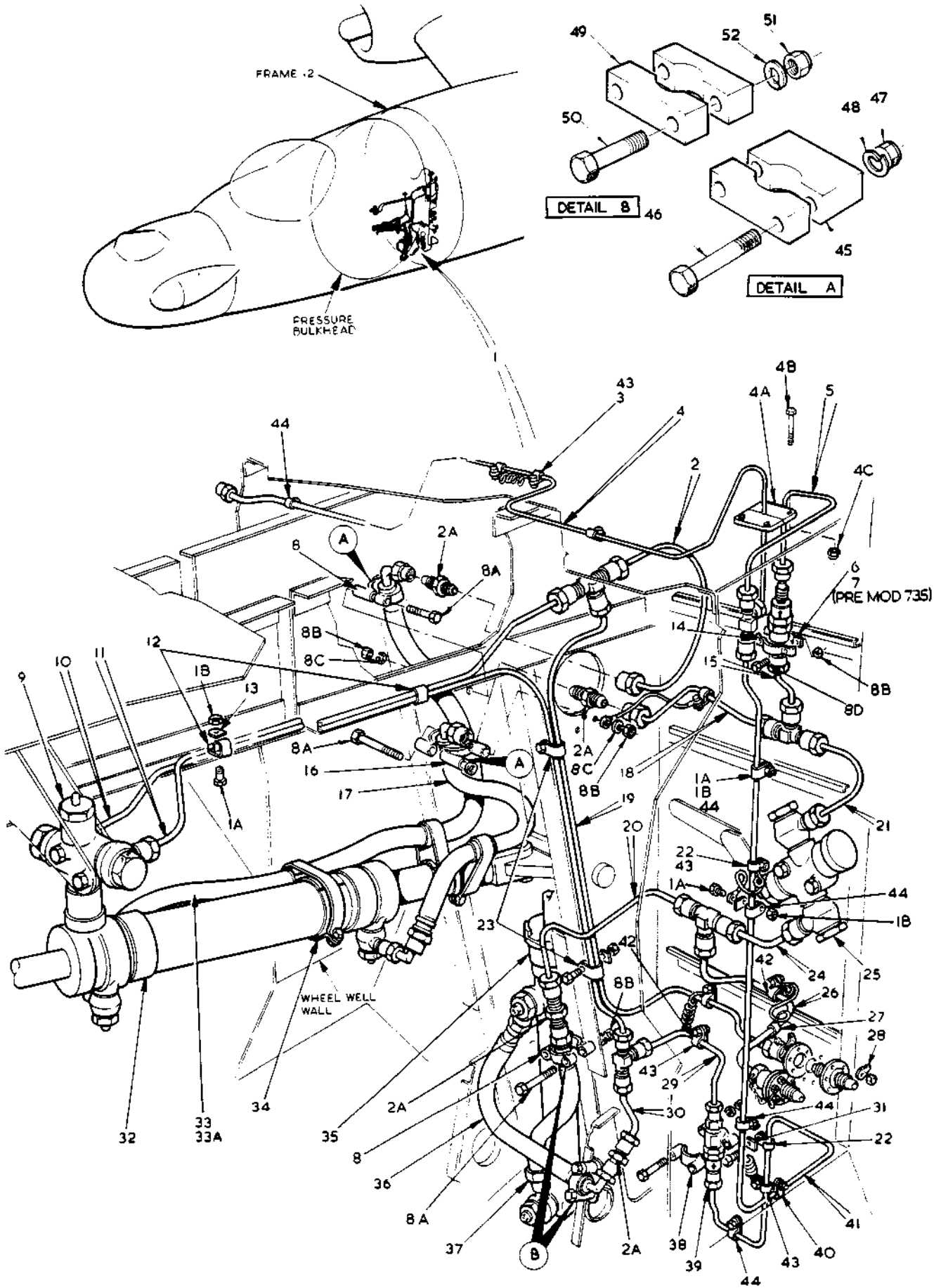


FIG.59 HYDRAULIC EQUIPMENT IN FRONT FUSELAGE

T.MK.17 SECT. N



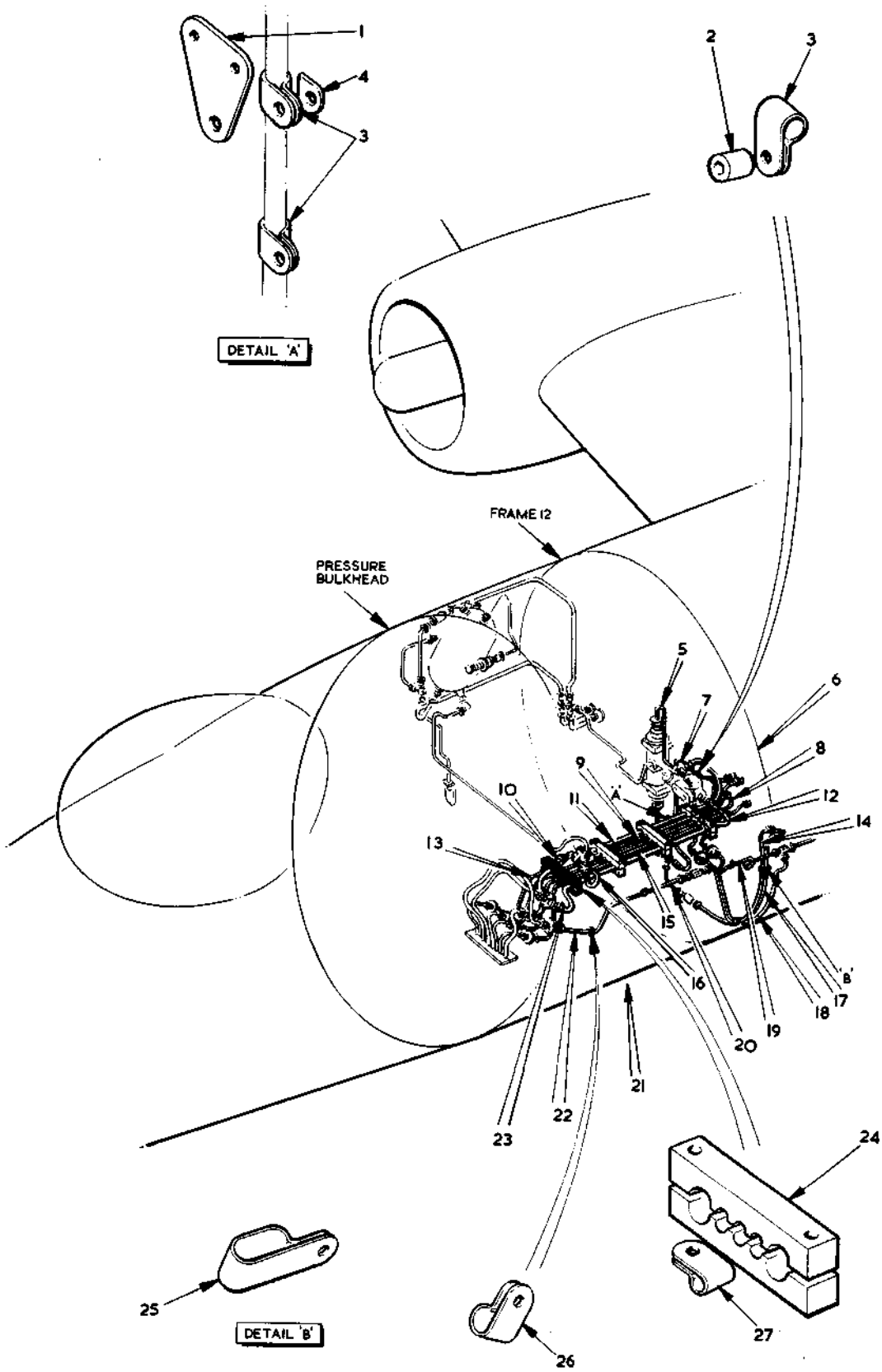


FIG. 60 HYDRAULIC EQUIPMENT IN FRONT FUSELAGE
Restricted



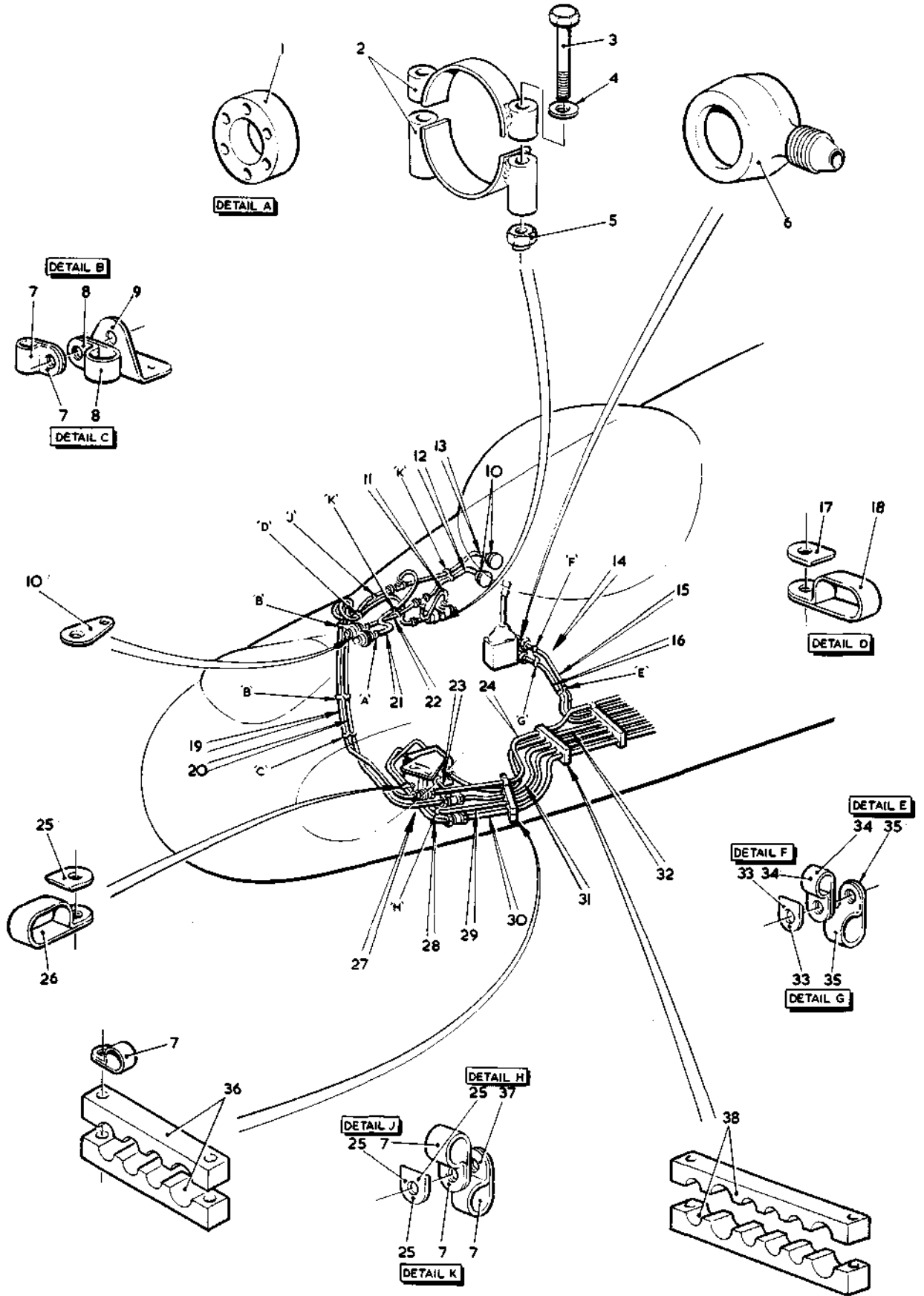


FIG.61 HYDRAULIC EQUIPMENT IN FRONT FUSELAGE
Restricted



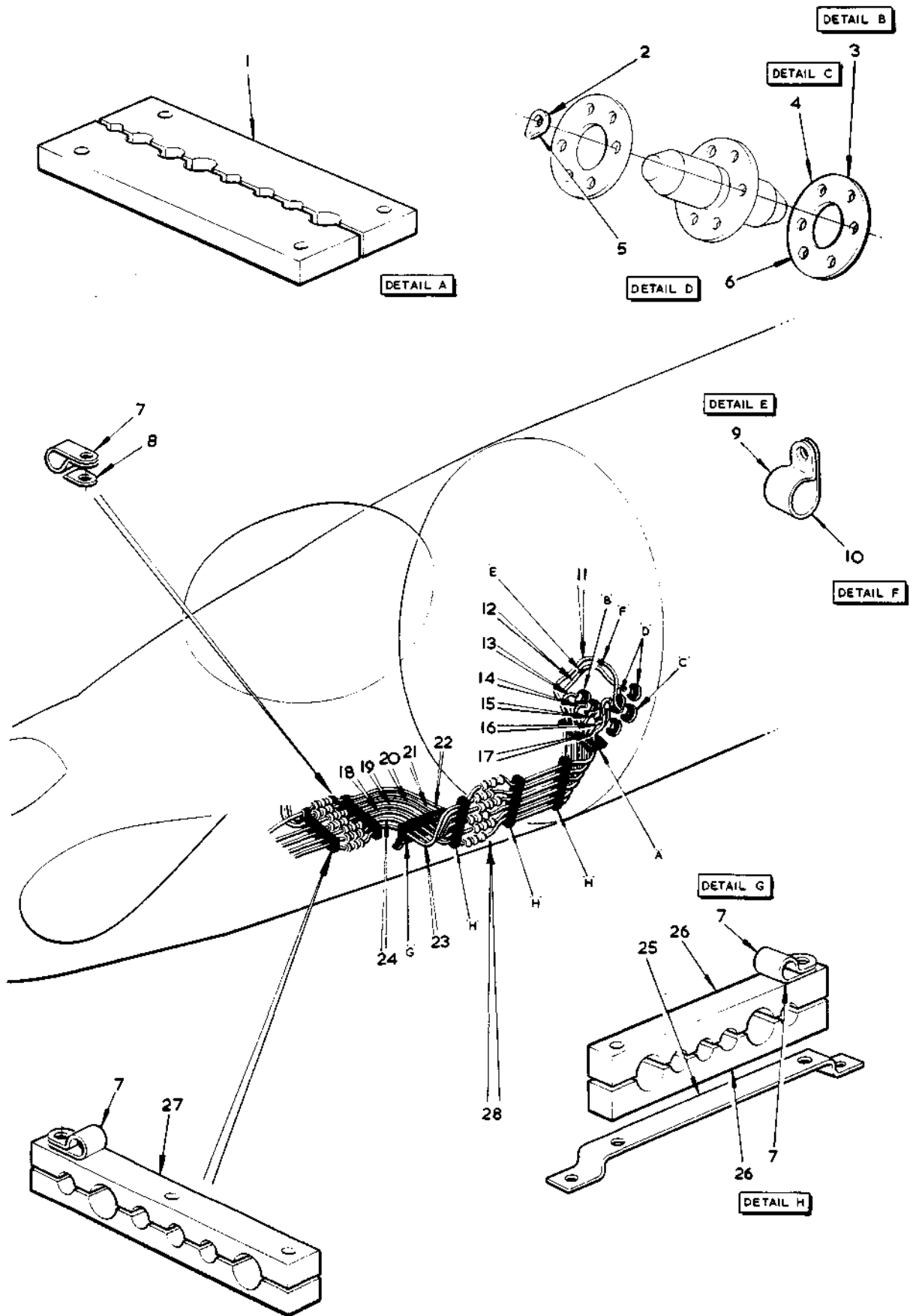


FIG.62 HYDRAULIC EQUIPMENT IN FRONT FUSELAGE



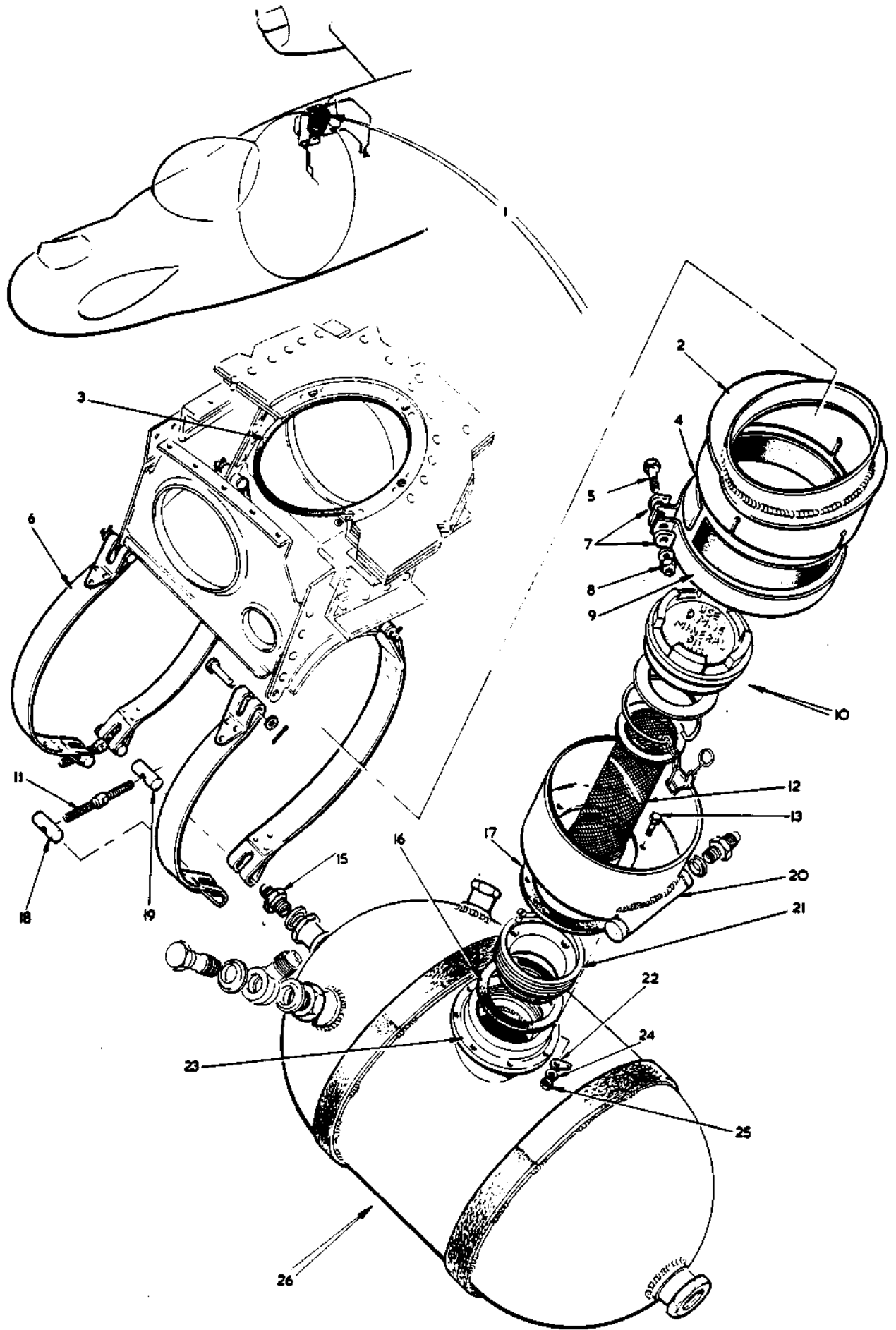


FIG.63 HYDRAULIC EQUIPMENT IN FRONT FUSELAGE

T. MK.17 SECT. N



Restricted

A.L. 3

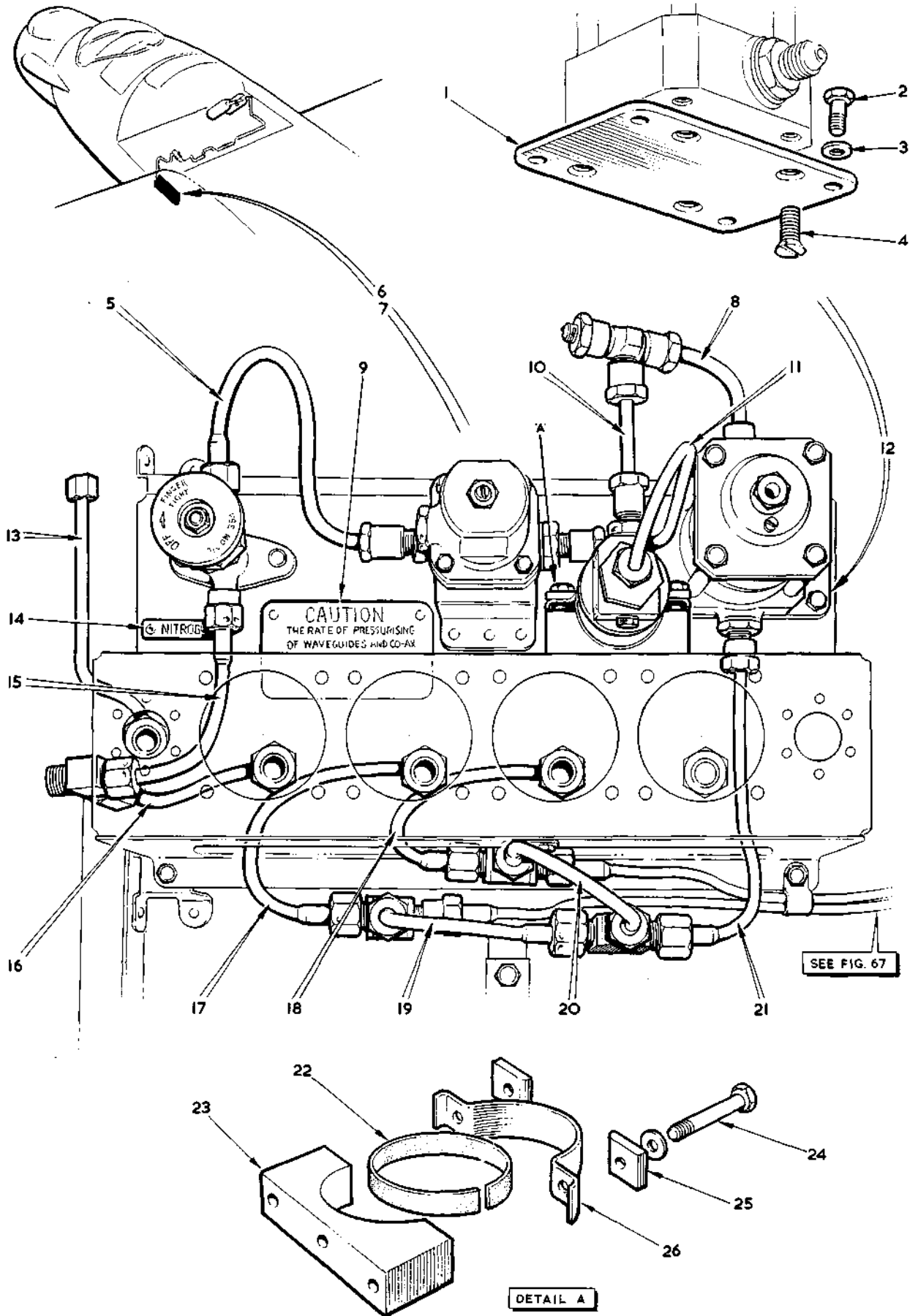
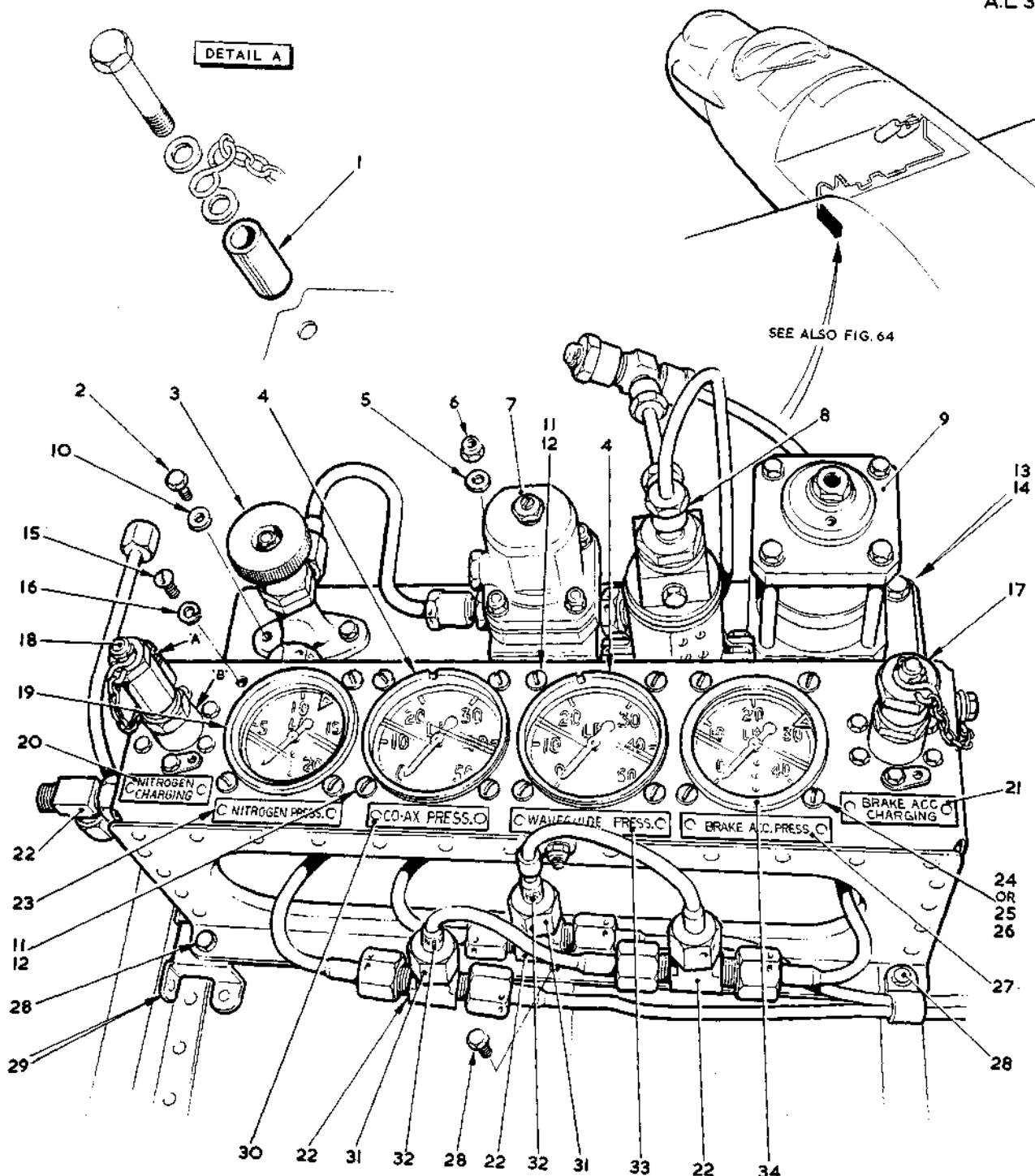


FIG. 64
NITROGEN PRESSURISING OF WAVEGUIDES & CO-AXIAL CABLES IN FRONT FUSELAGE
Restricted

T MK.17 SECT N





DETAIL B

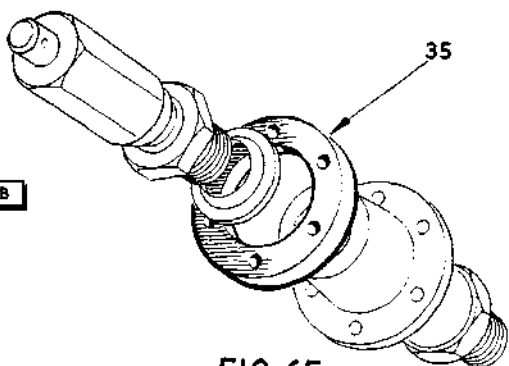


FIG. 65
 NITROGEN PRESSURISING OF WAVEGUIDES & CO-AXIAL CABLES IN FRONT FUSELAGE
 Restricted

•

•

•

•

•

•

•

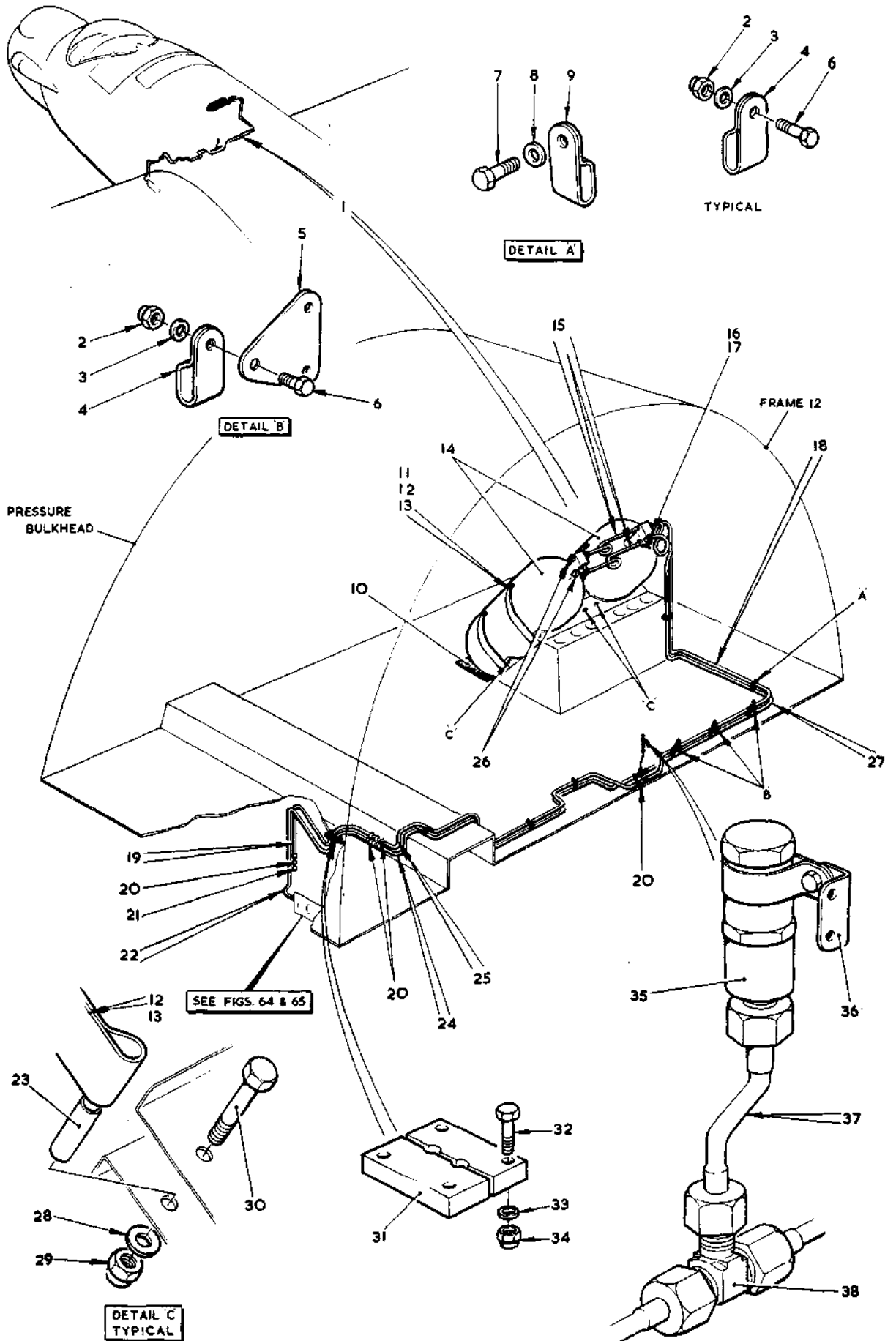


FIG. 66
 NITROGEN PRESSURISING OF WAVEGUIDES & CO-AXIAL CABLES IN FRONT FUSELAGE
 Restricted



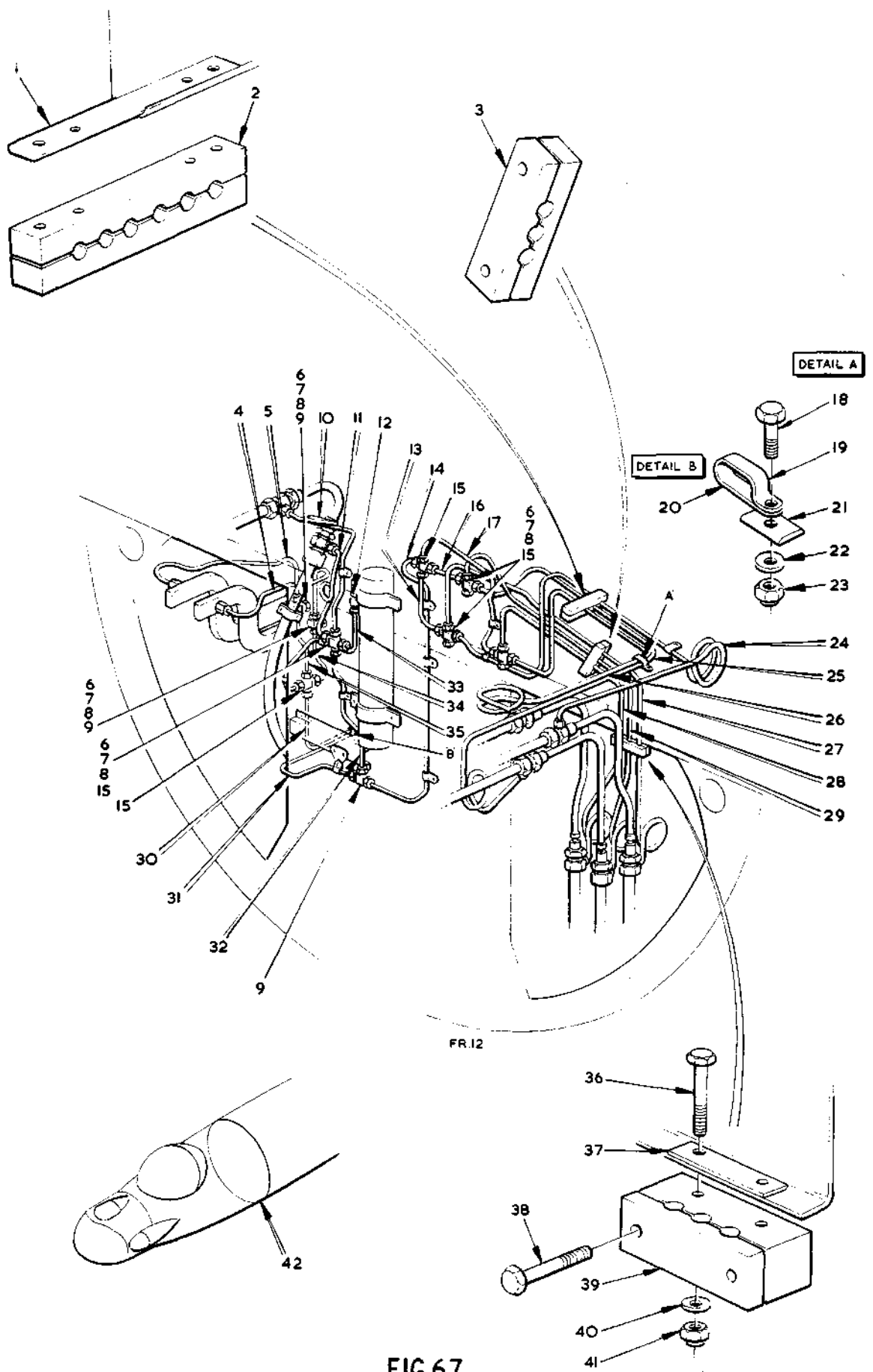


FIG.67
NITROGEN PRESSURISING OF WAVEGUIDES & CO-AXIAL CABLES IN FRONT FUSELAGE



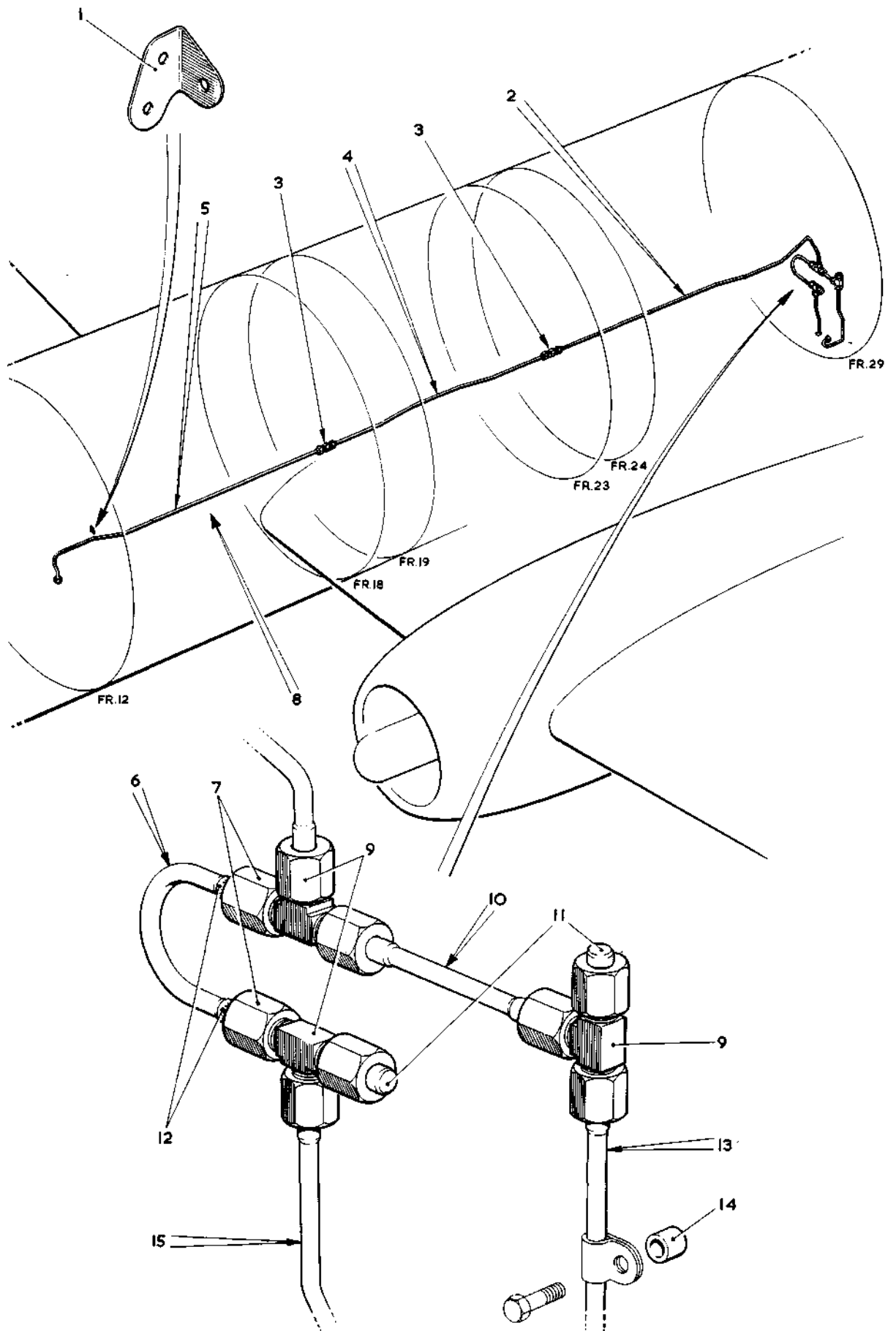


FIG. 68 NITROGEN PRESSURISING OF WAVEGUIDES IN BOMB BAY



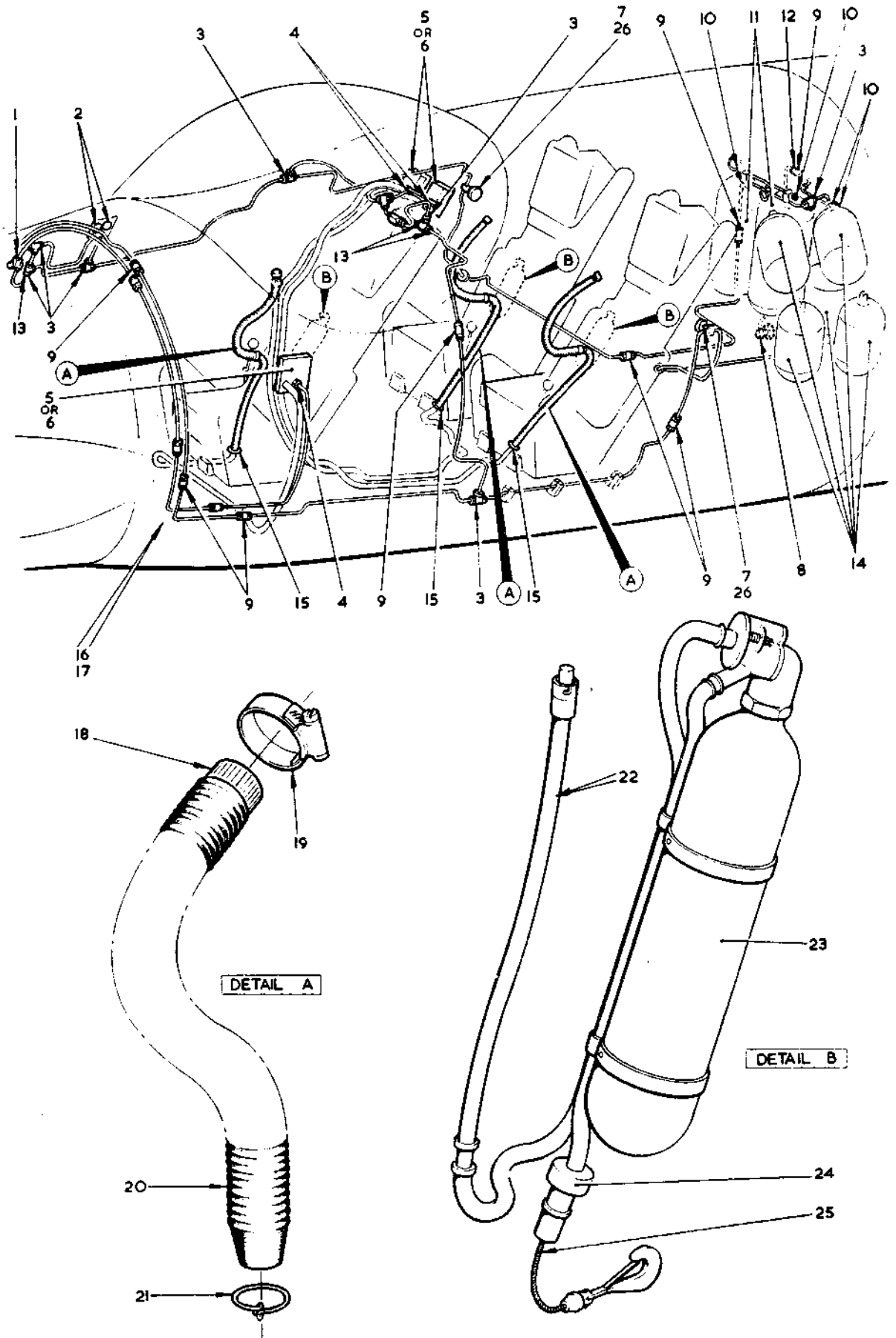


FIG. 69 OXYGEN SYSTEM



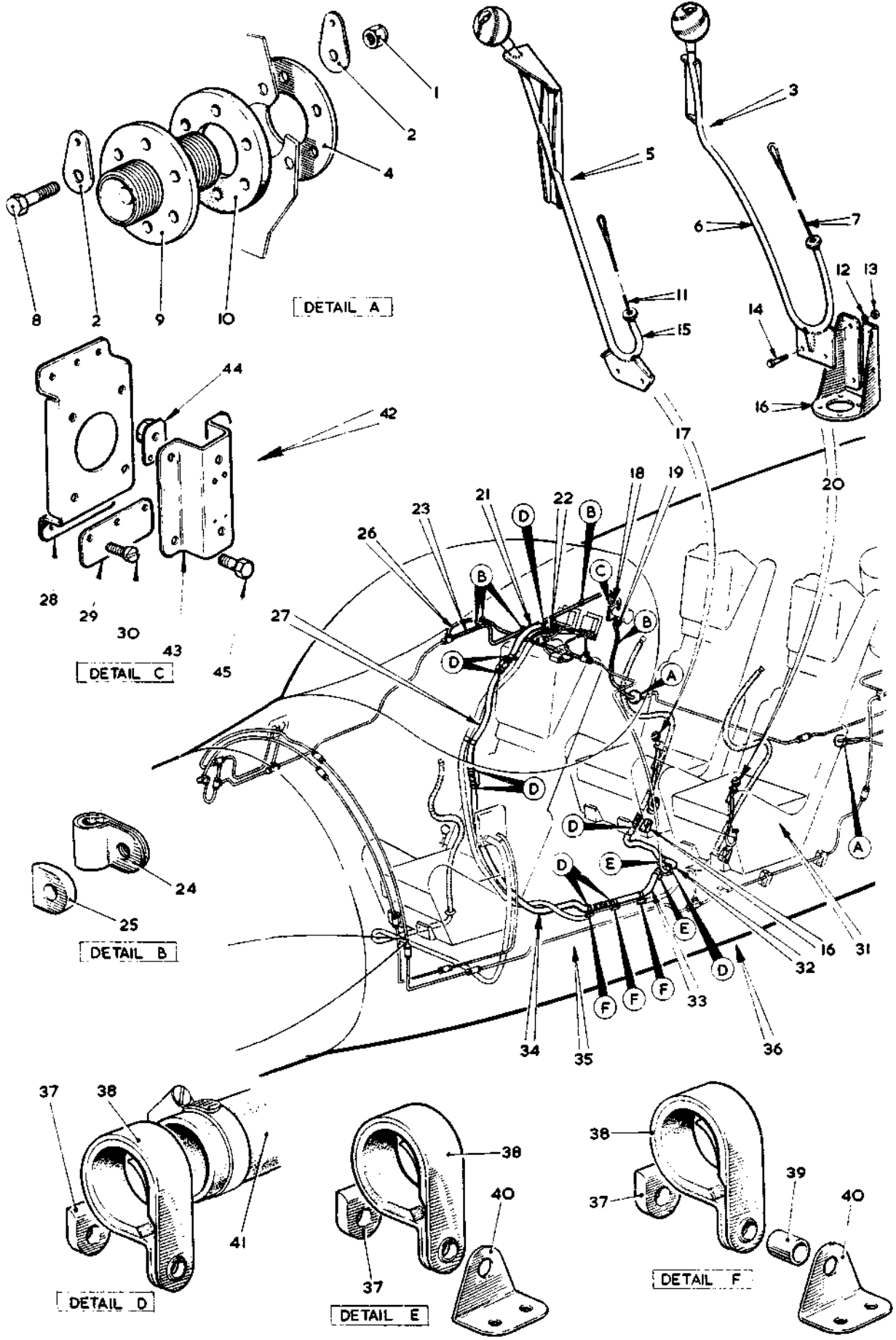
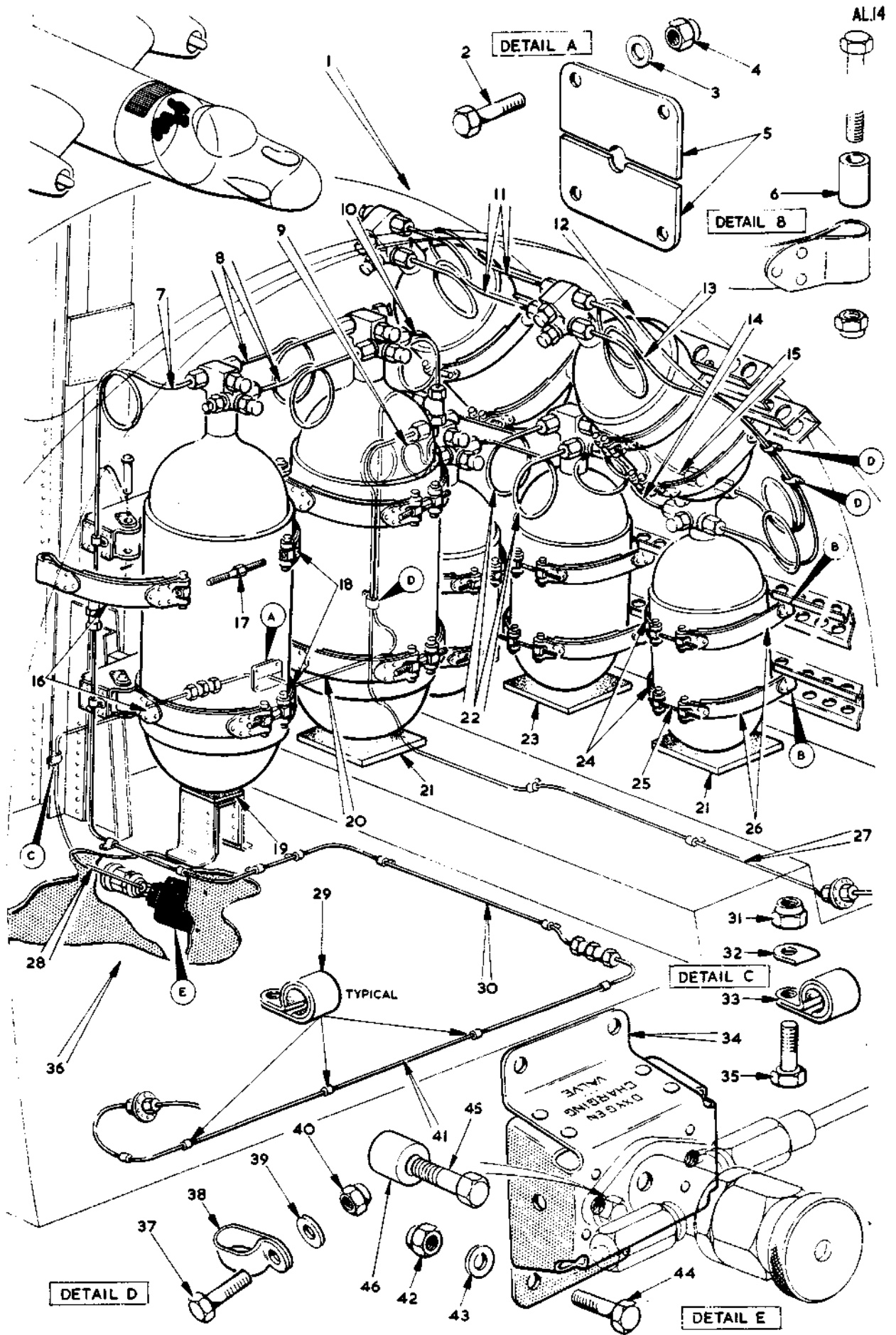


FIG. 70 OXYGEN SYSTEM







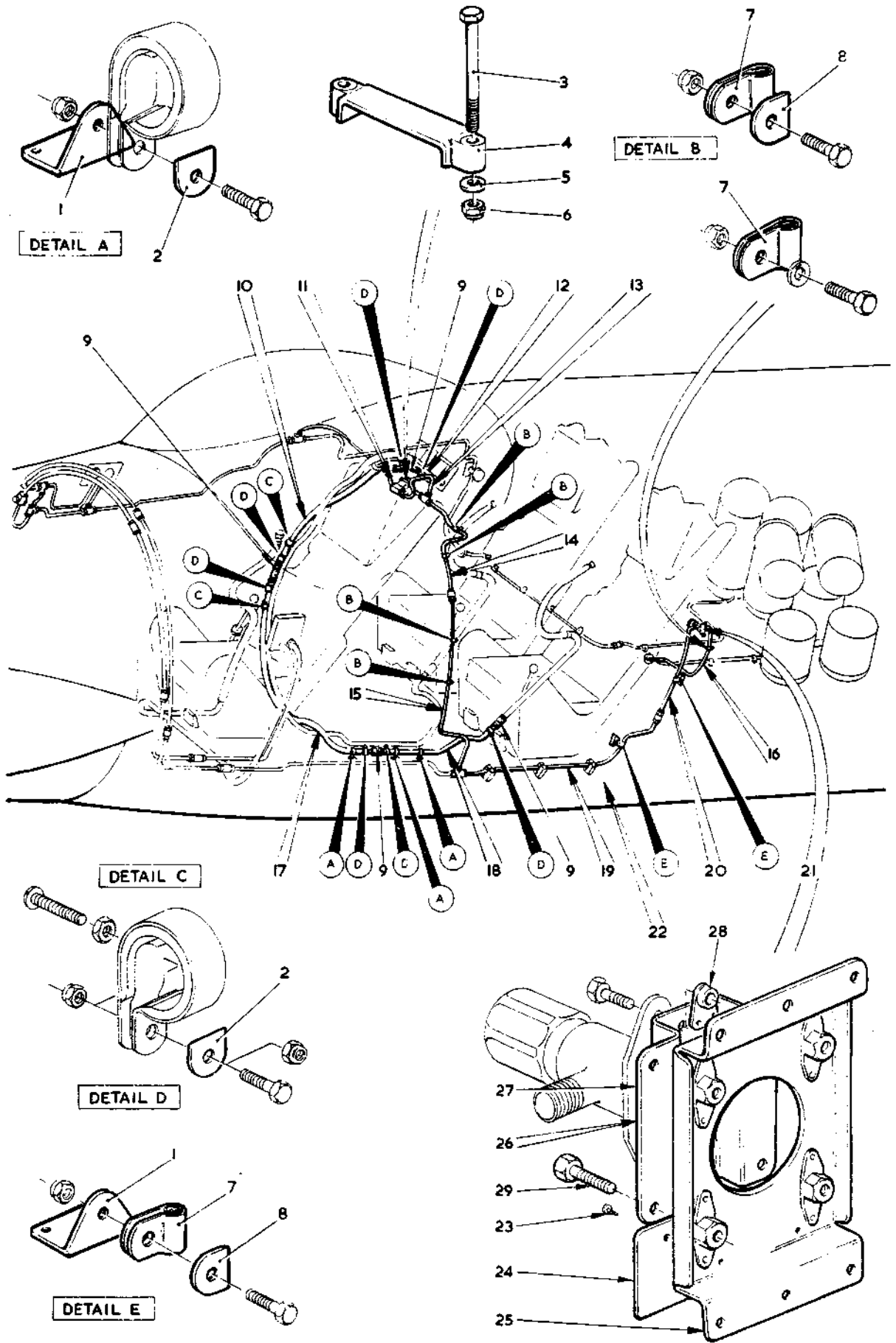


FIG.72 OXYGEN SYSTEM



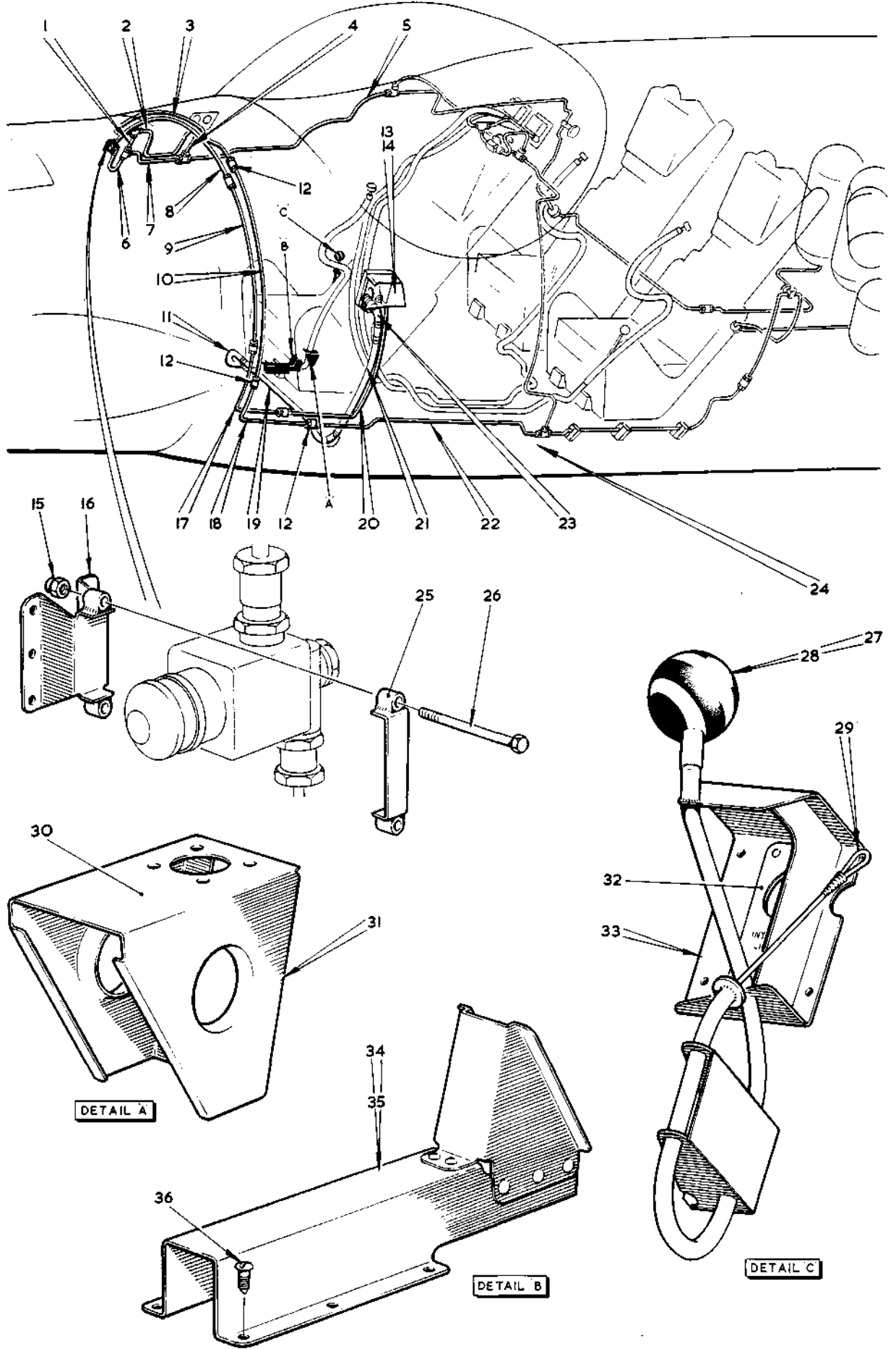


FIG 73 OXYGEN SYSTEM
Restricted



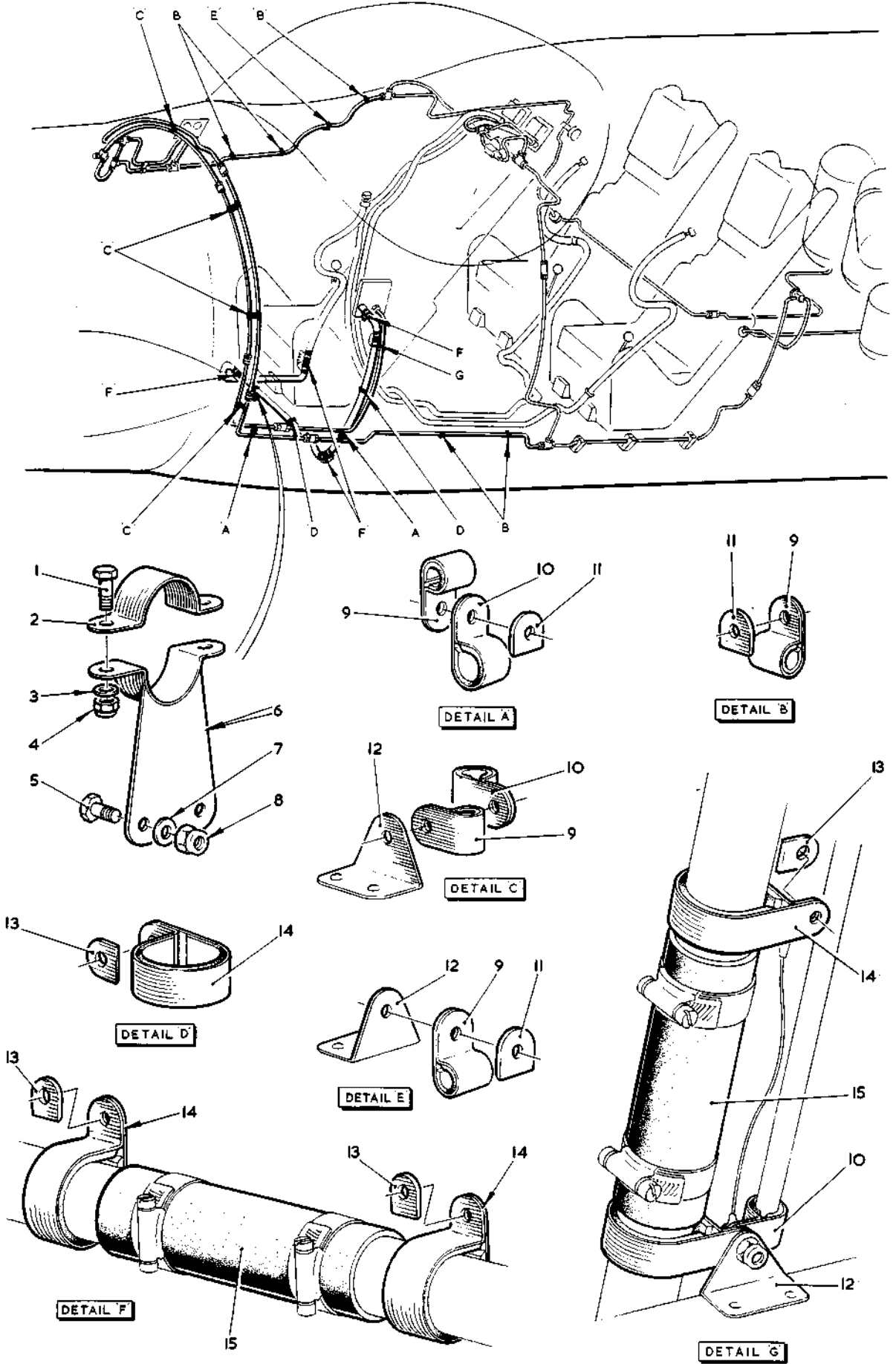


FIG 74 OXYGEN SYSTEM
Restricted



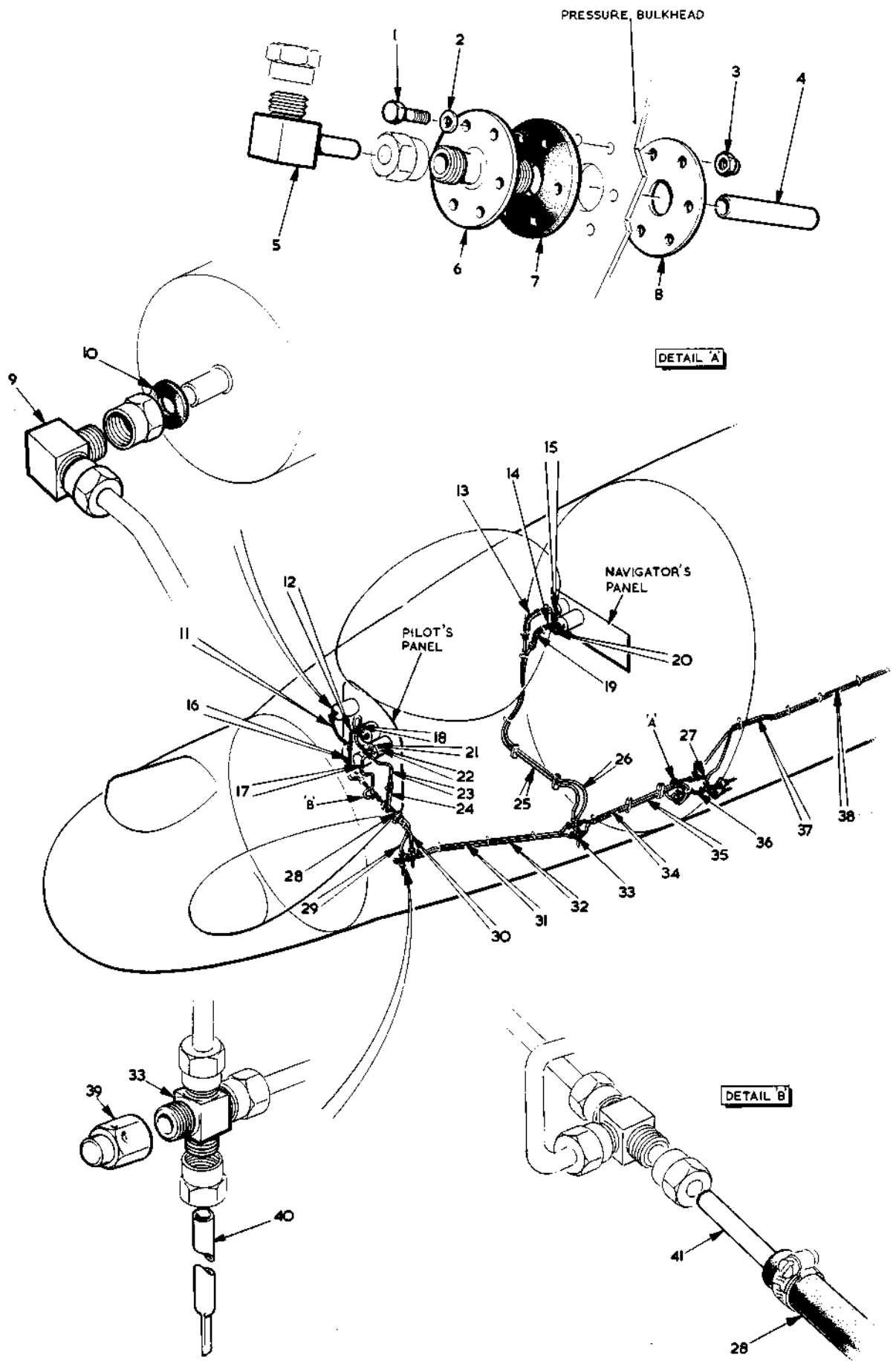


FIG. 75 PITOT AND STATIC PIPES IN FRONT FUSELAGE
Restricted



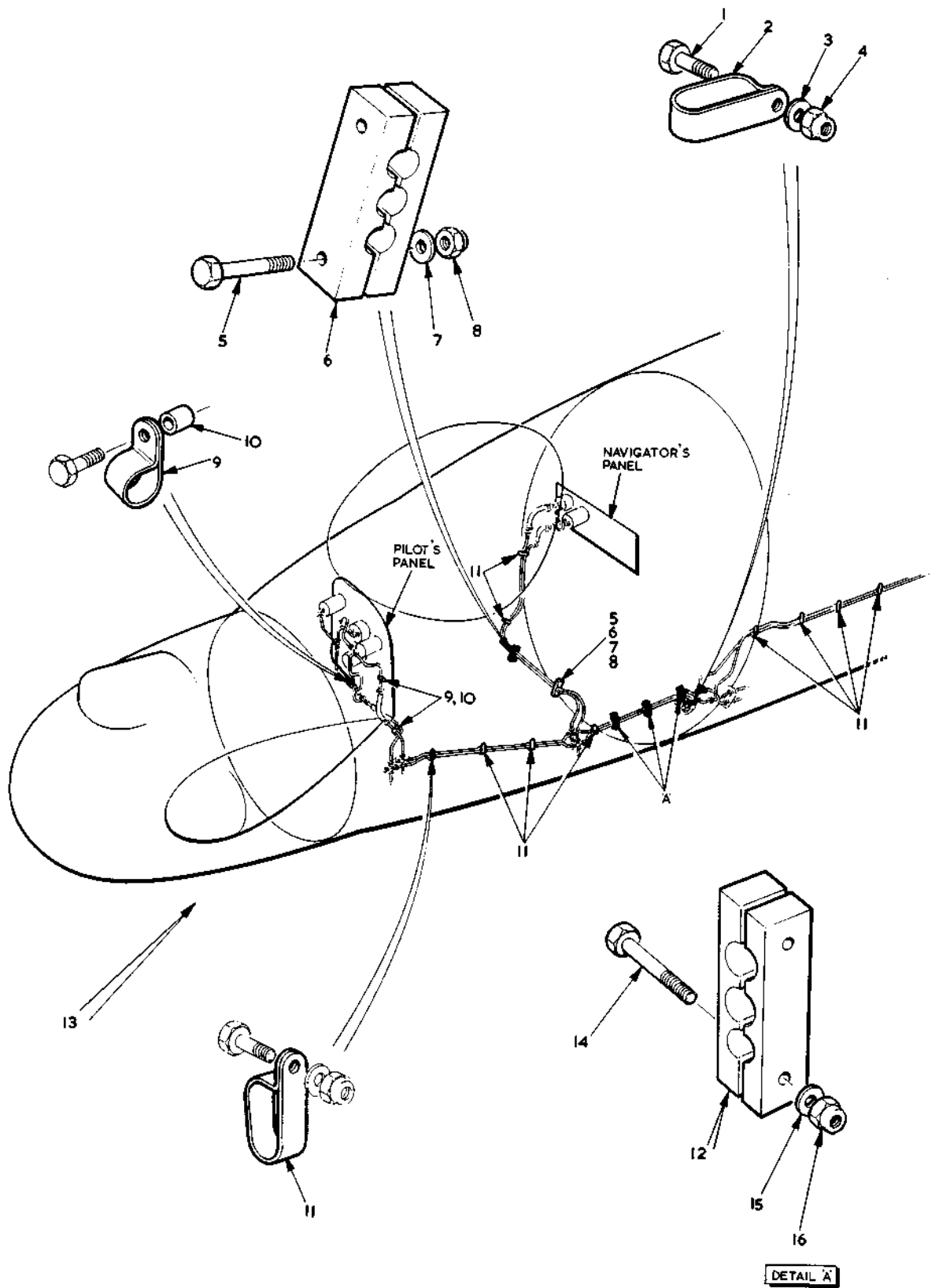


FIG. 76 PITOT AND STATIC PIPES IN FRONT FUSELAGE
Restricted



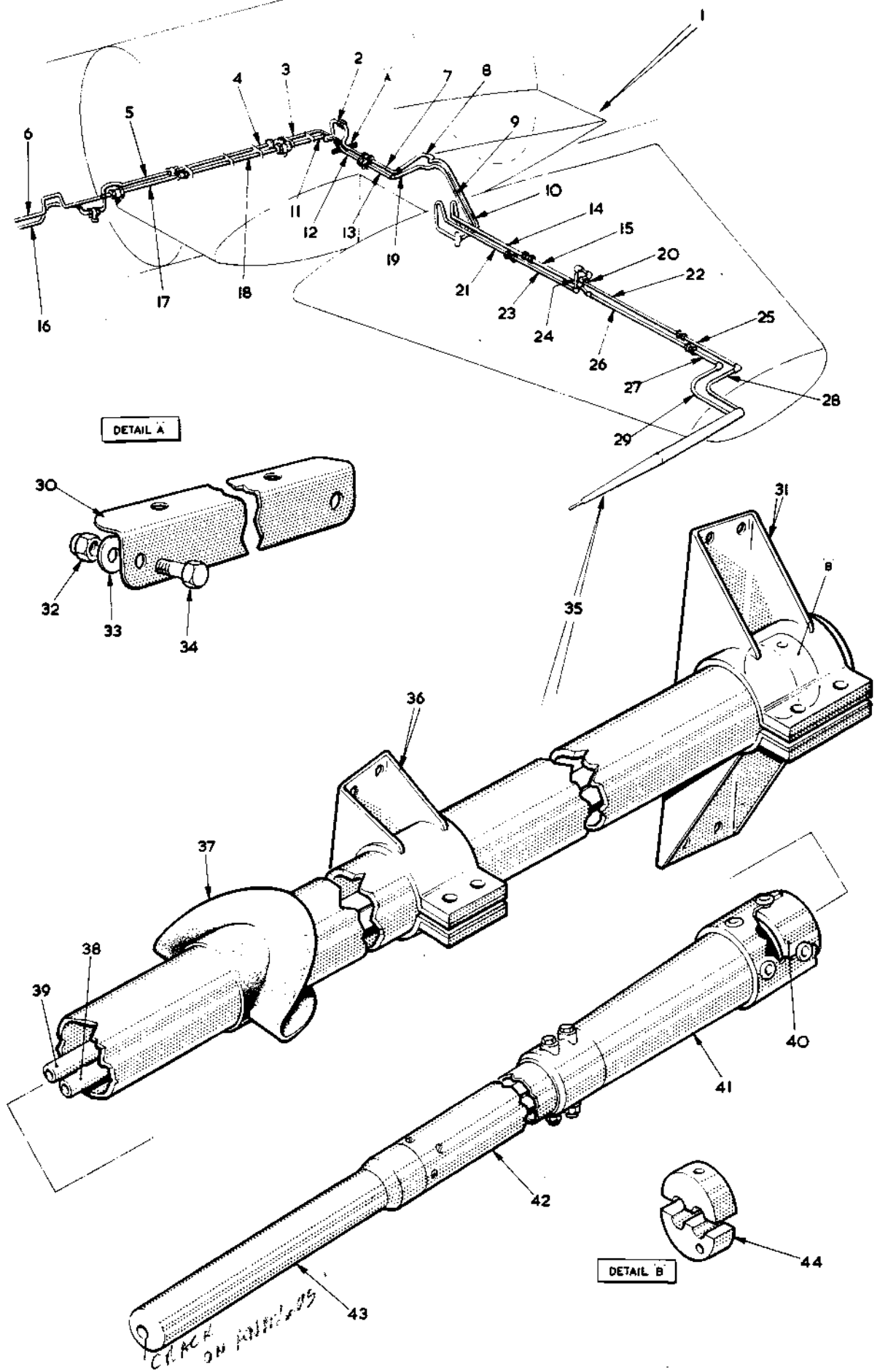
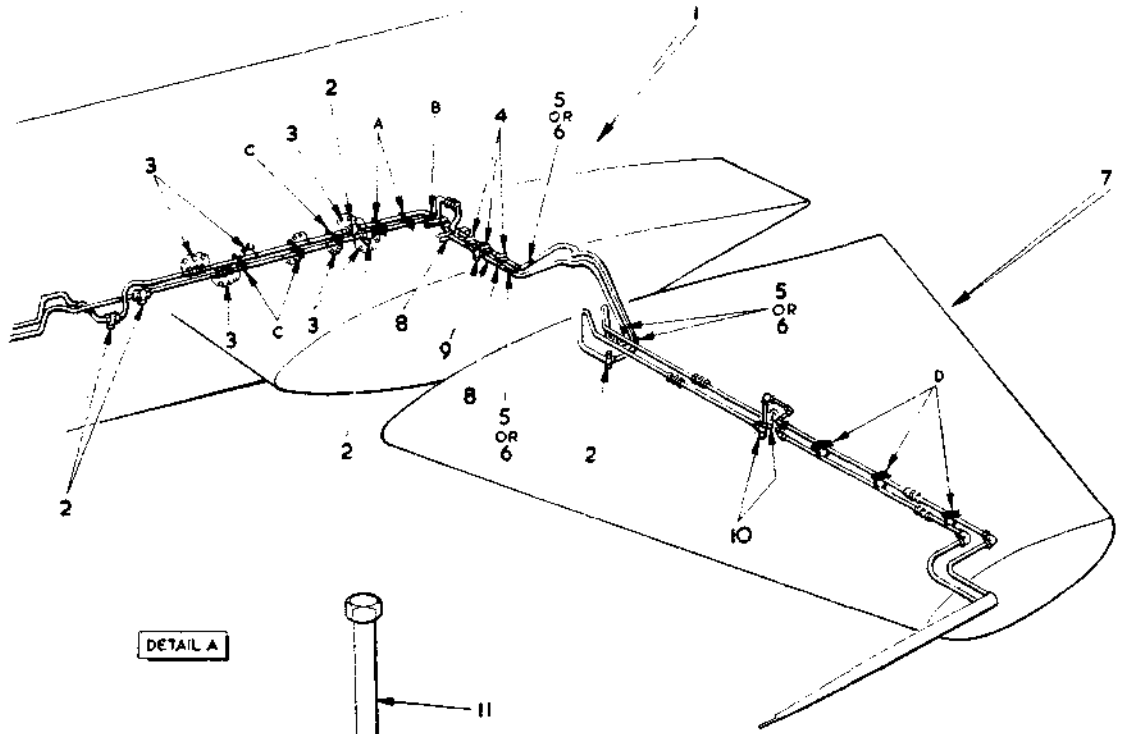
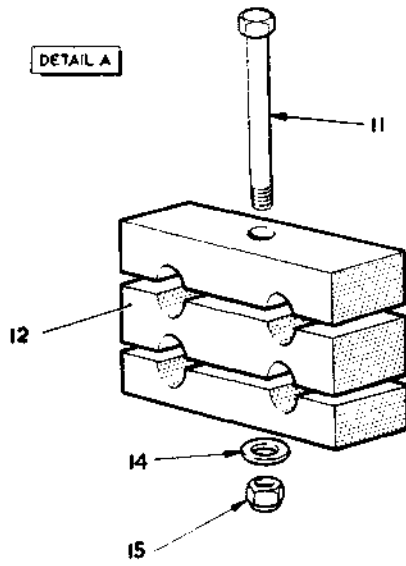


FIG 77. PITOT AND STATIC PIPES IN PORT WING
Restricted

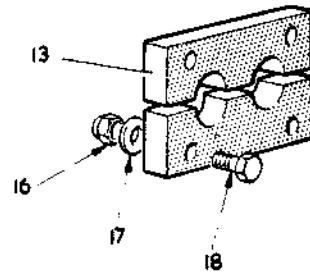




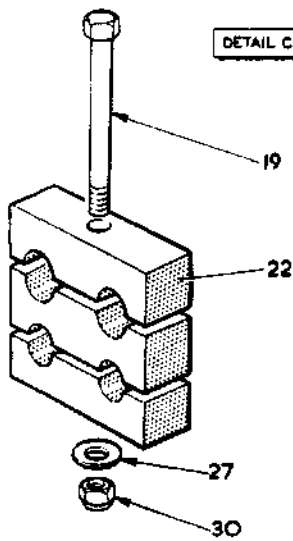
DETAIL A



DETAIL B



DETAIL C



DETAIL D

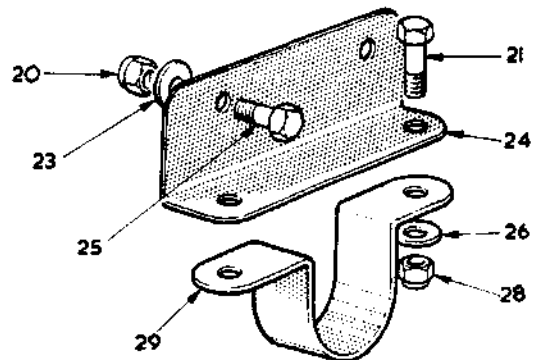


FIG 78. PITOT AND STATIC PIPES IN PORT WING
Restricted



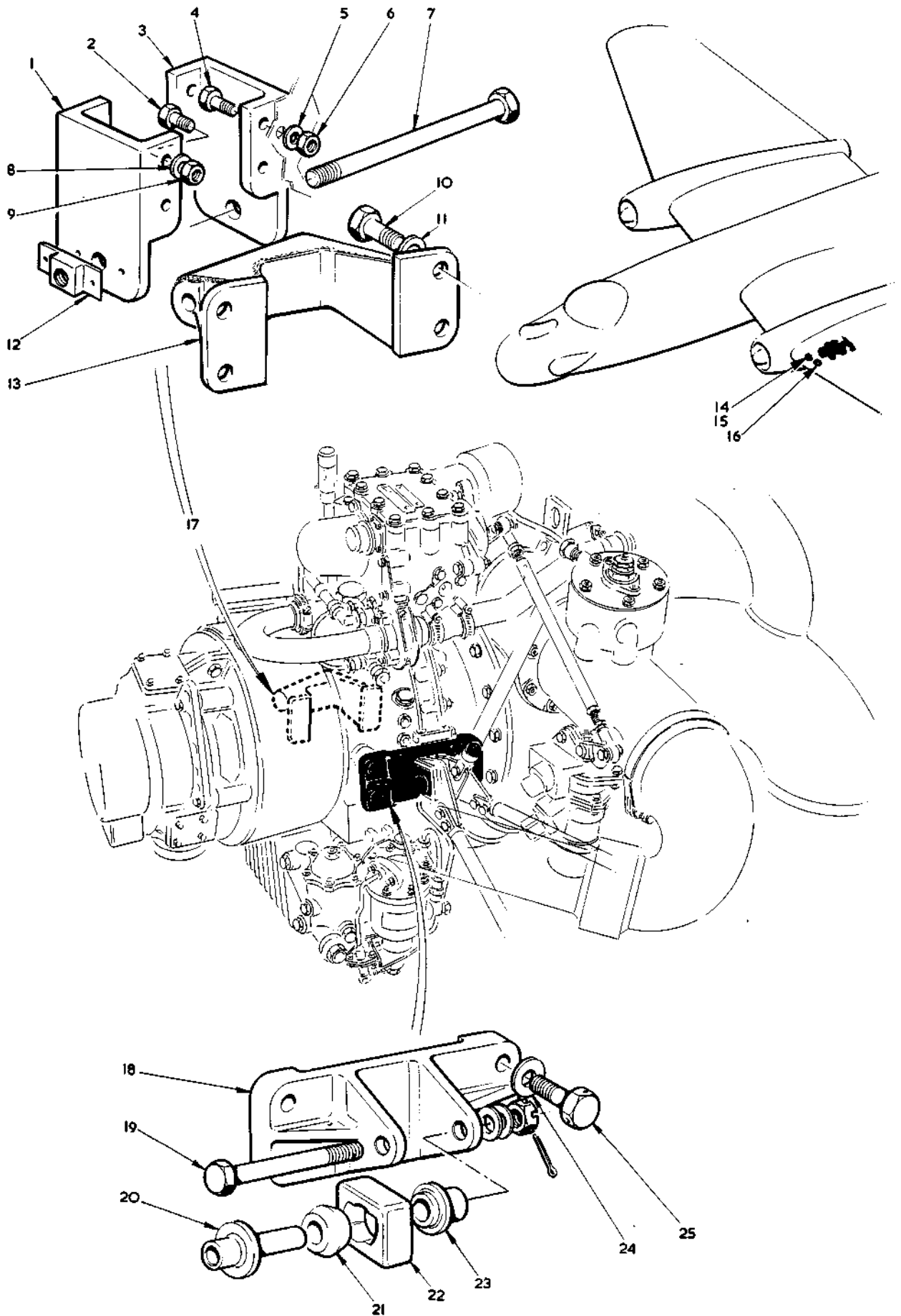


FIG. 79 TURBO-ALTERNATOR IN PORT WING
Restricted



Restricted

A.L.3

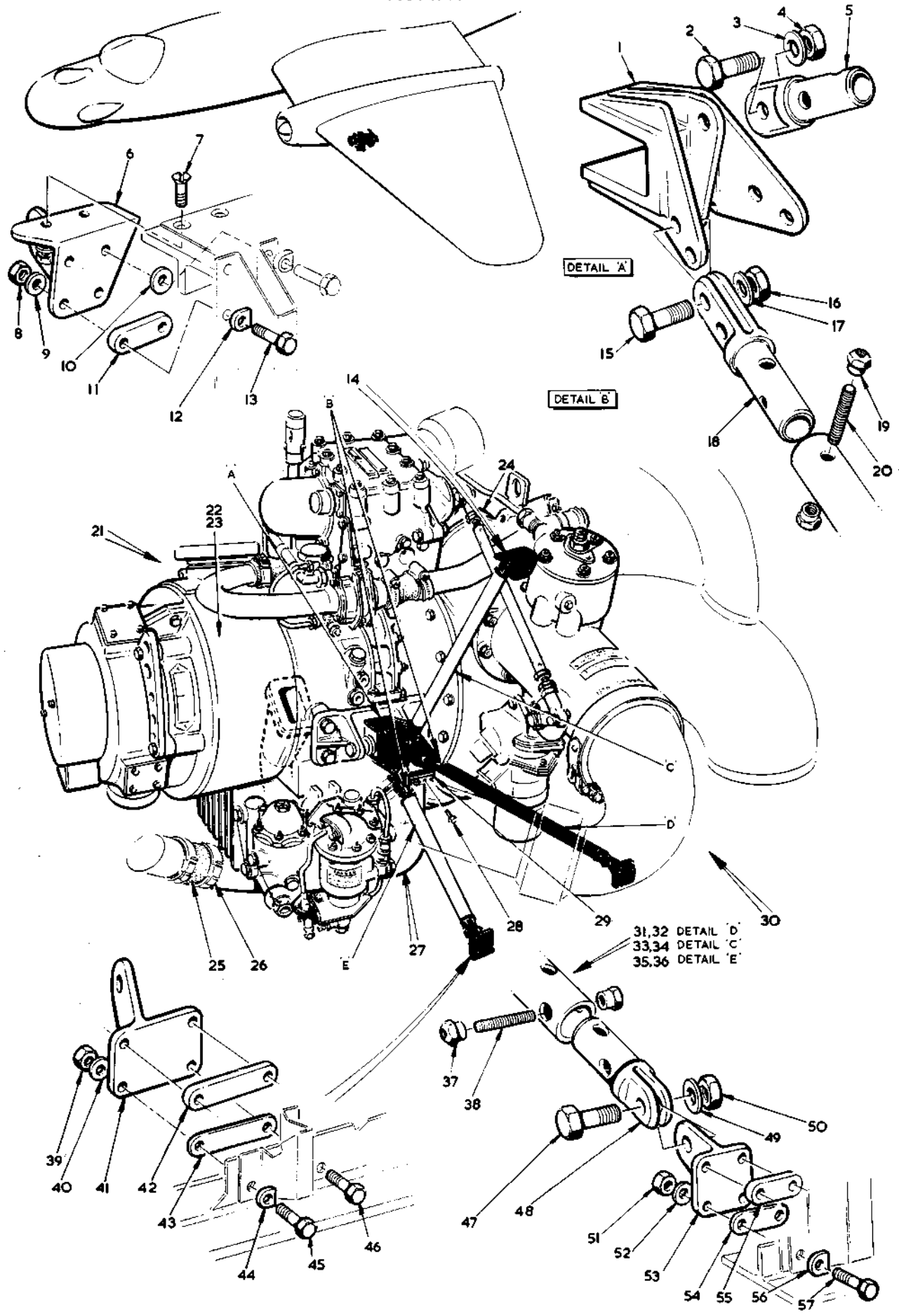


FIG.80 TURBO-ALTERNATOR IN PORT WING

Restricted



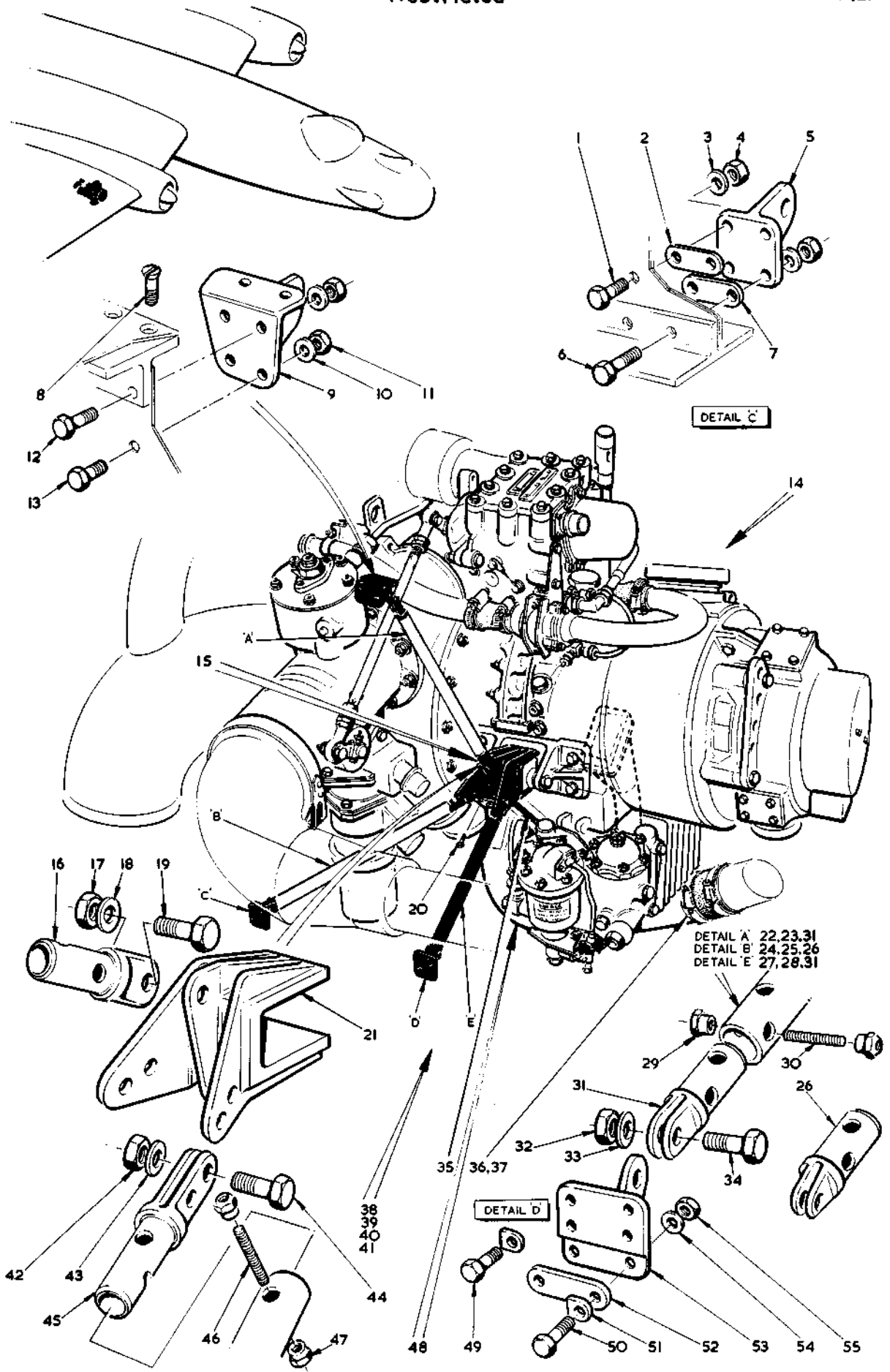


FIG. 81 TURBO ALTERNATOR IN STARBOARD WING
Restricted



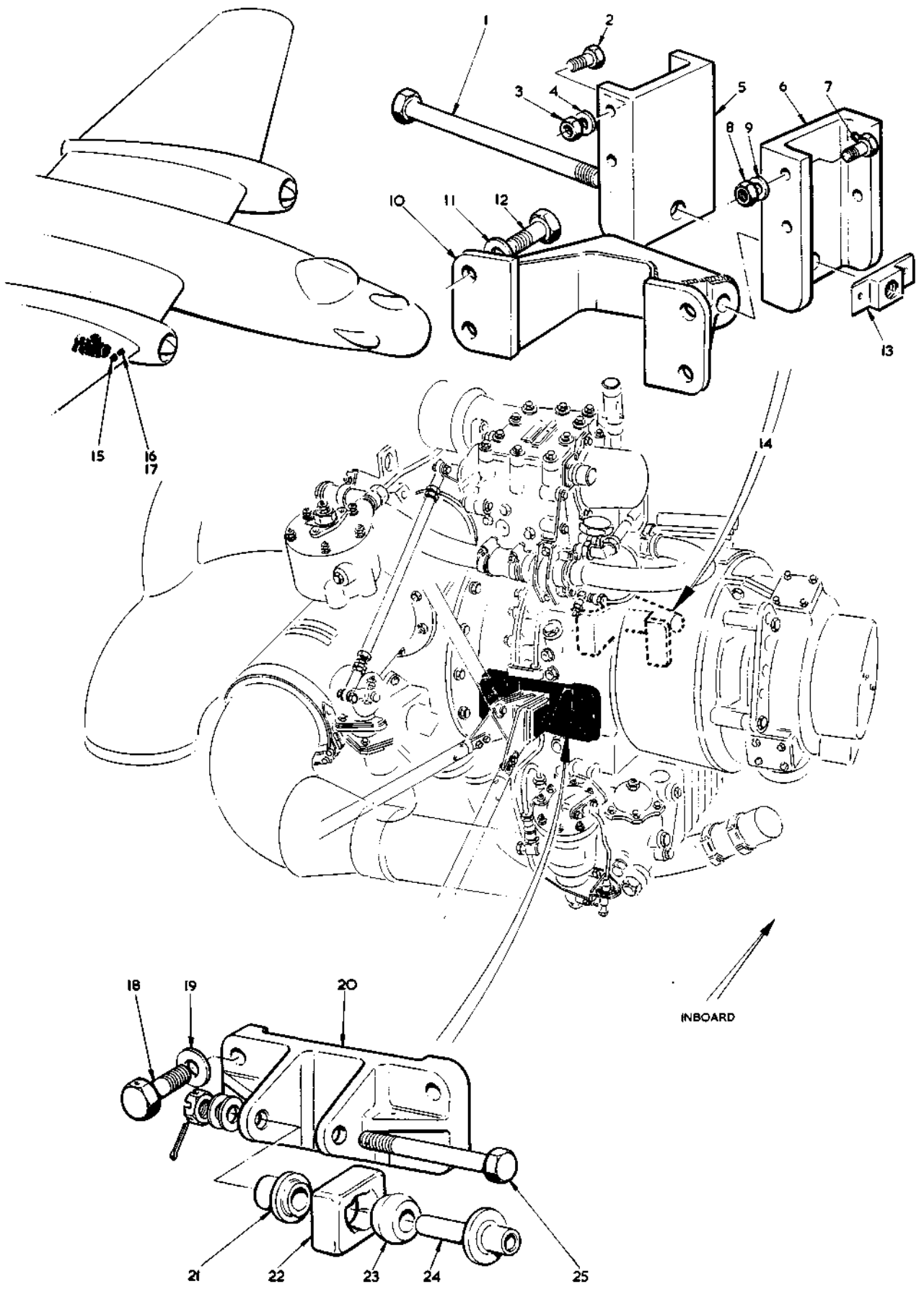


FIG. 82 TURBO-ALTERNATOR IN STARBOARD WING

Restricted



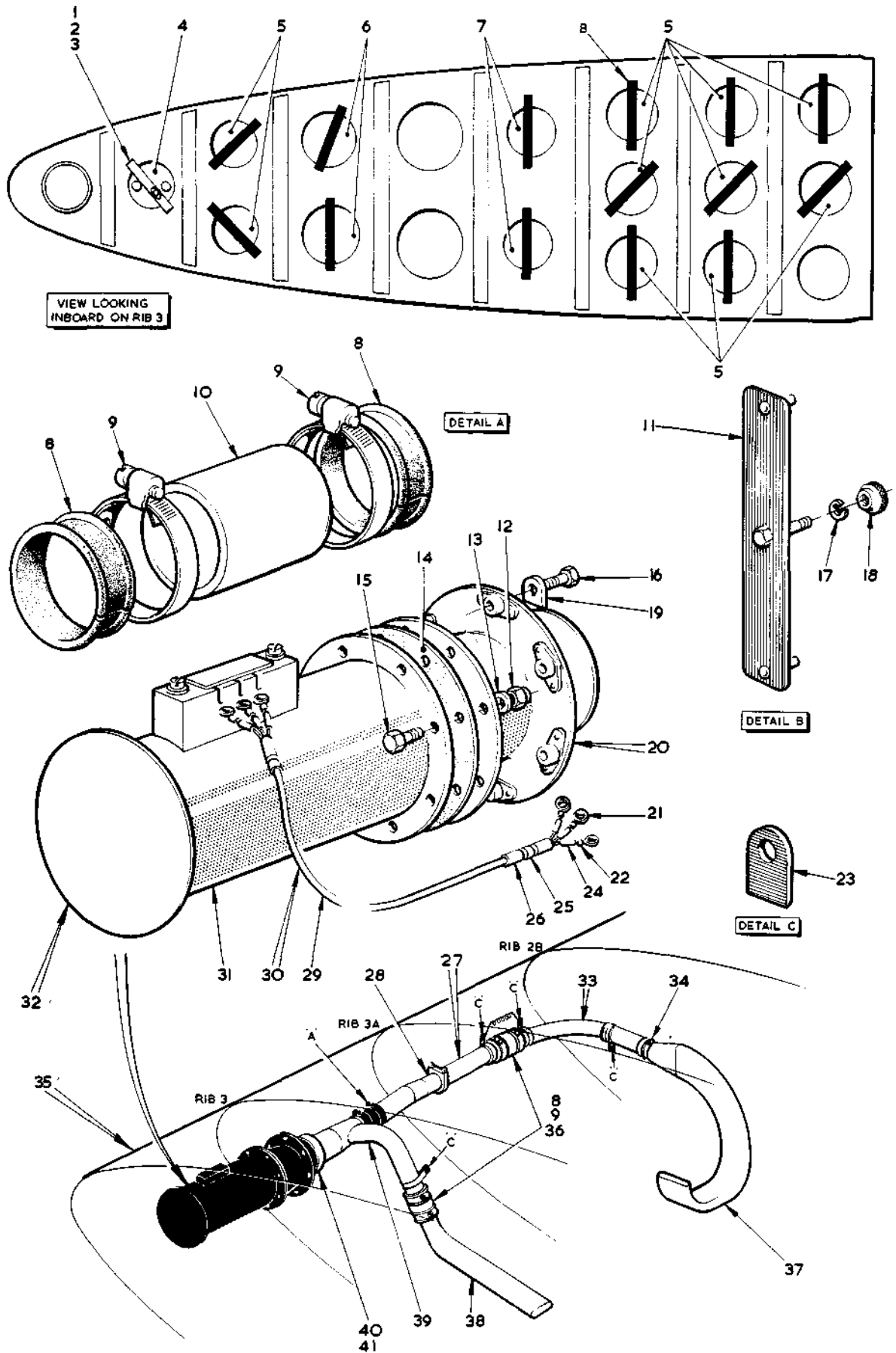


FIG. 83 TURBO-ALTERNATOR CONTROL UNITS COOLING IN PORT WING



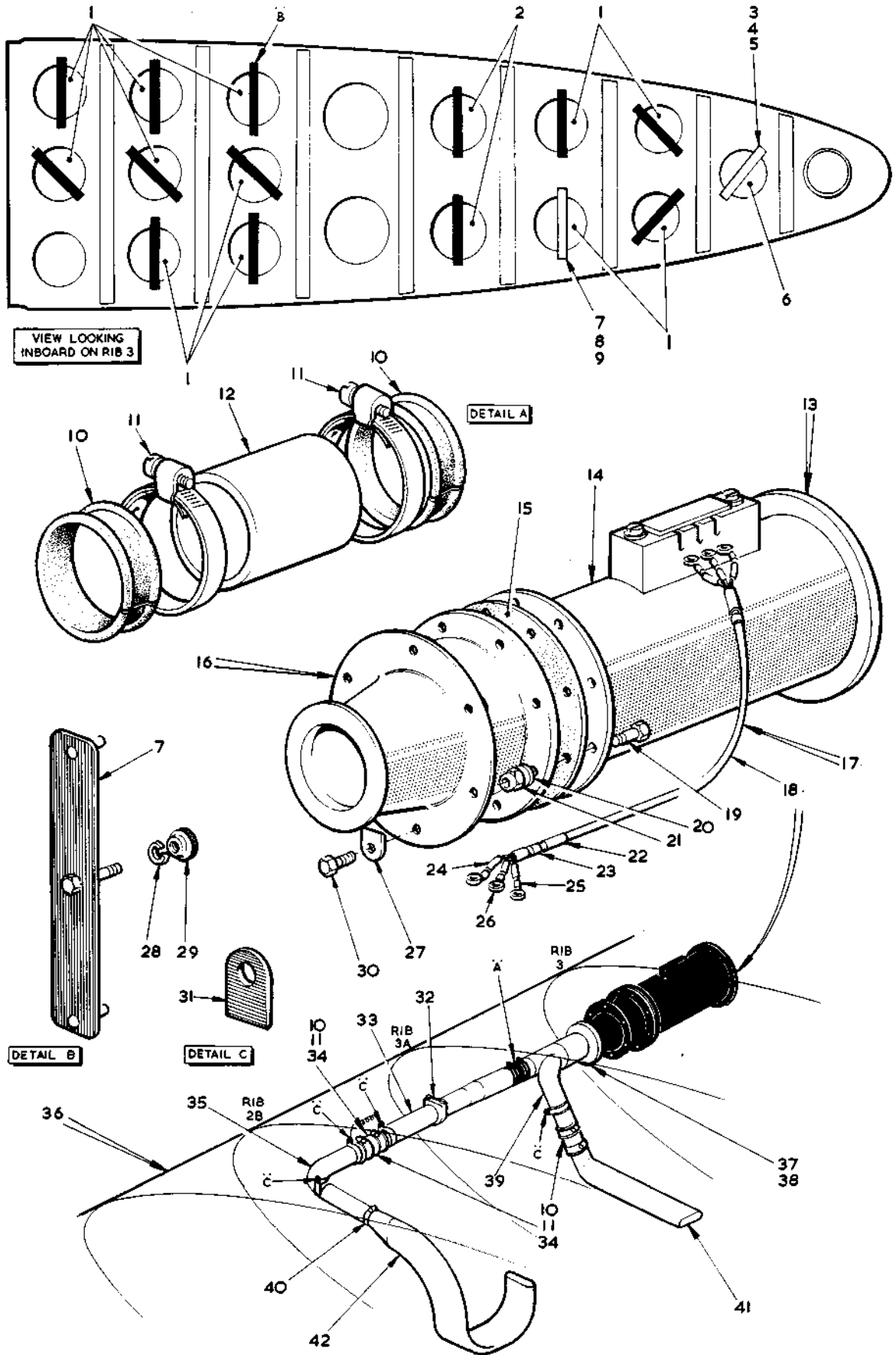


FIG.84 TURBO-ALTERNATOR CONTROL UNITS COOLING IN STBD WING



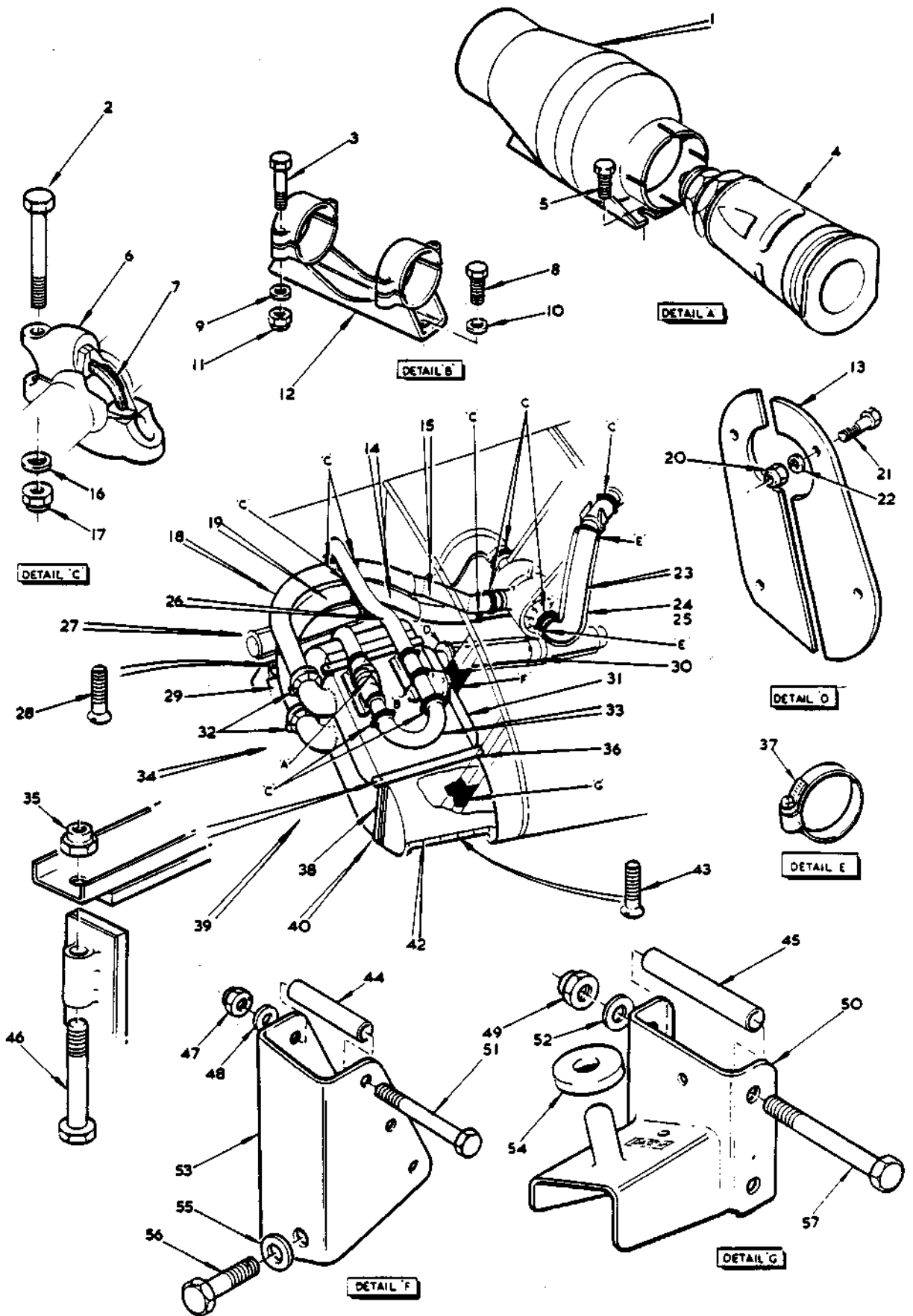


FIG.85 CABIN PRESSURE & COLD AIR SYSTEM IN PORT WING
T.MK.17 SECT N



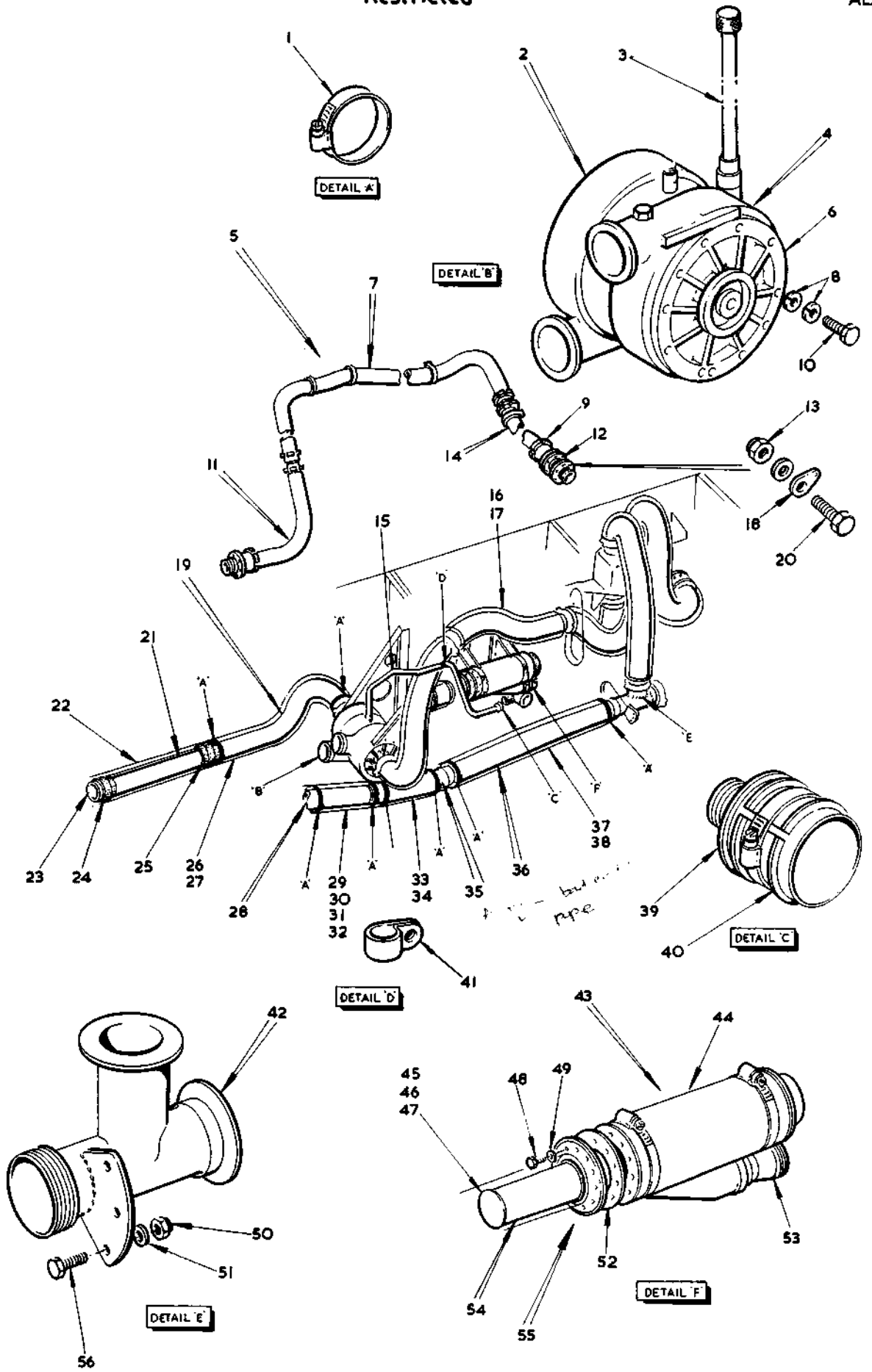


FIG 86. CABIN PRESSURE & COLD AIR SYSTEM IN PORT WING

Restricted



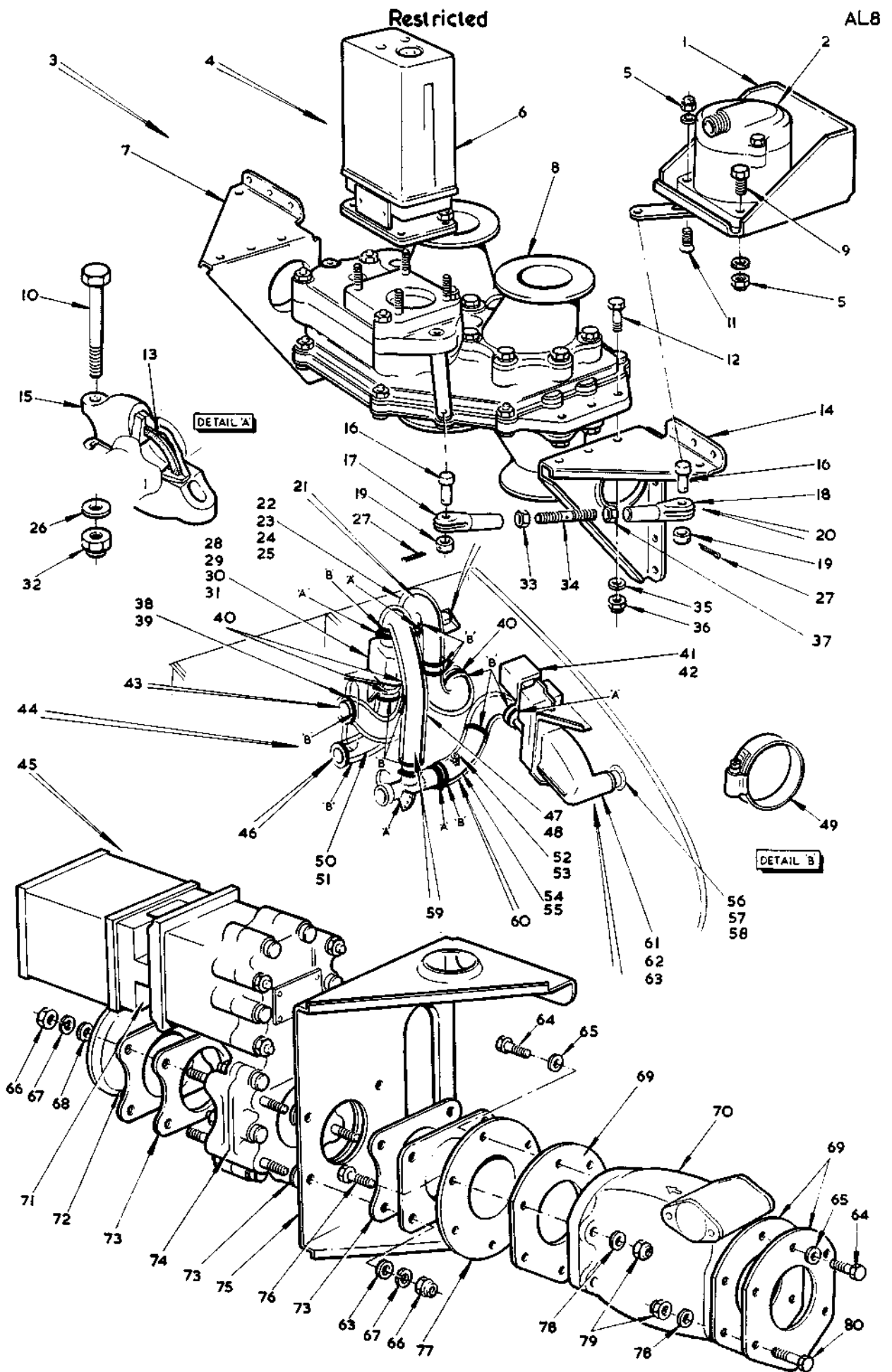


FIG 87. CABIN PRESSURE & COLD AIR SYSTEM IN PORT WING

Restricted

T.MK 17. SECT. N



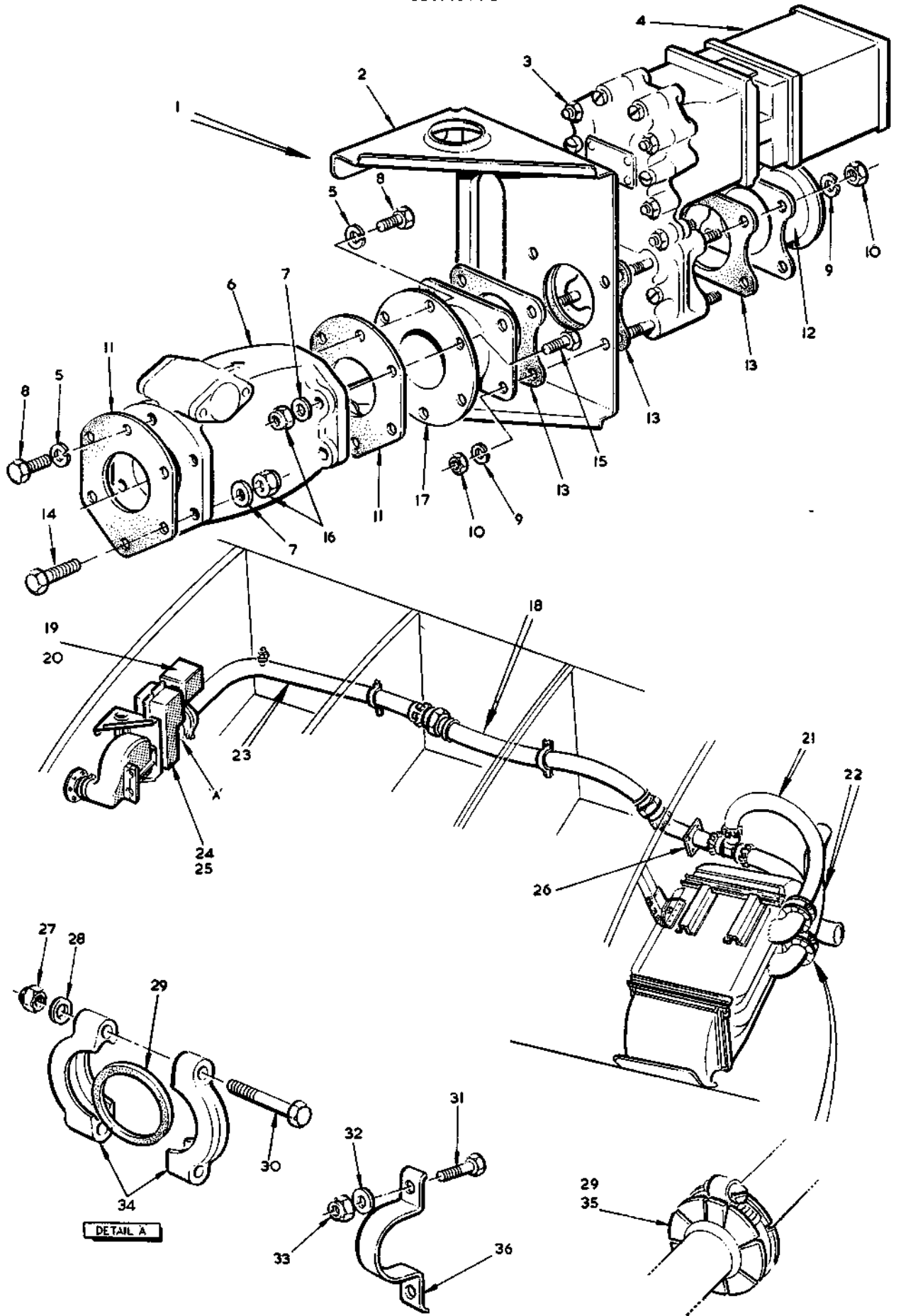


FIG 89. CABIN PRESSURE & COLD AIR SYSTEM IN STBD WING.



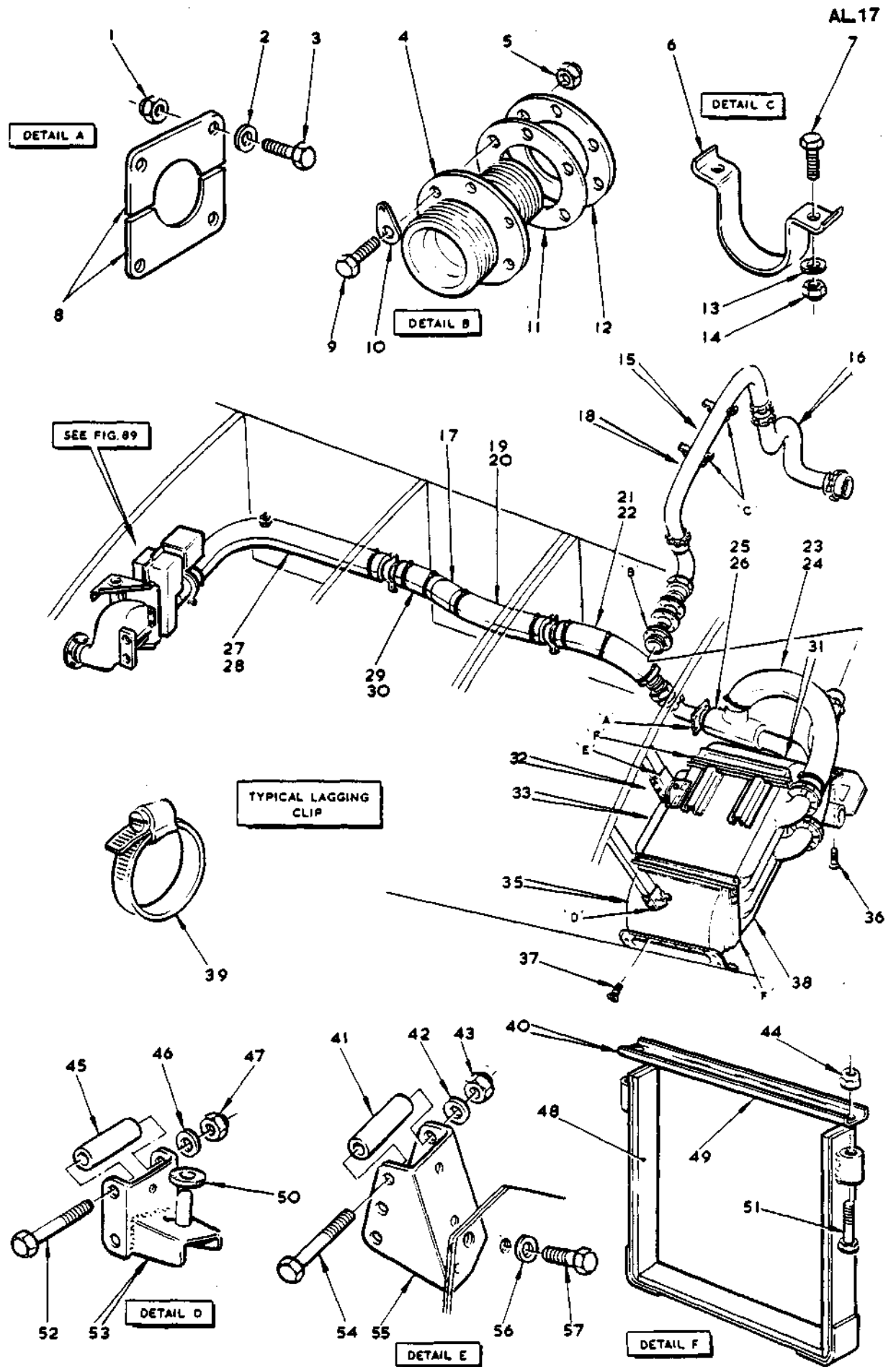


FIG.88 CABIN PRESSURE & COLD AIR SYSTEM IN STBD WING
T.MK.17 SECT.N



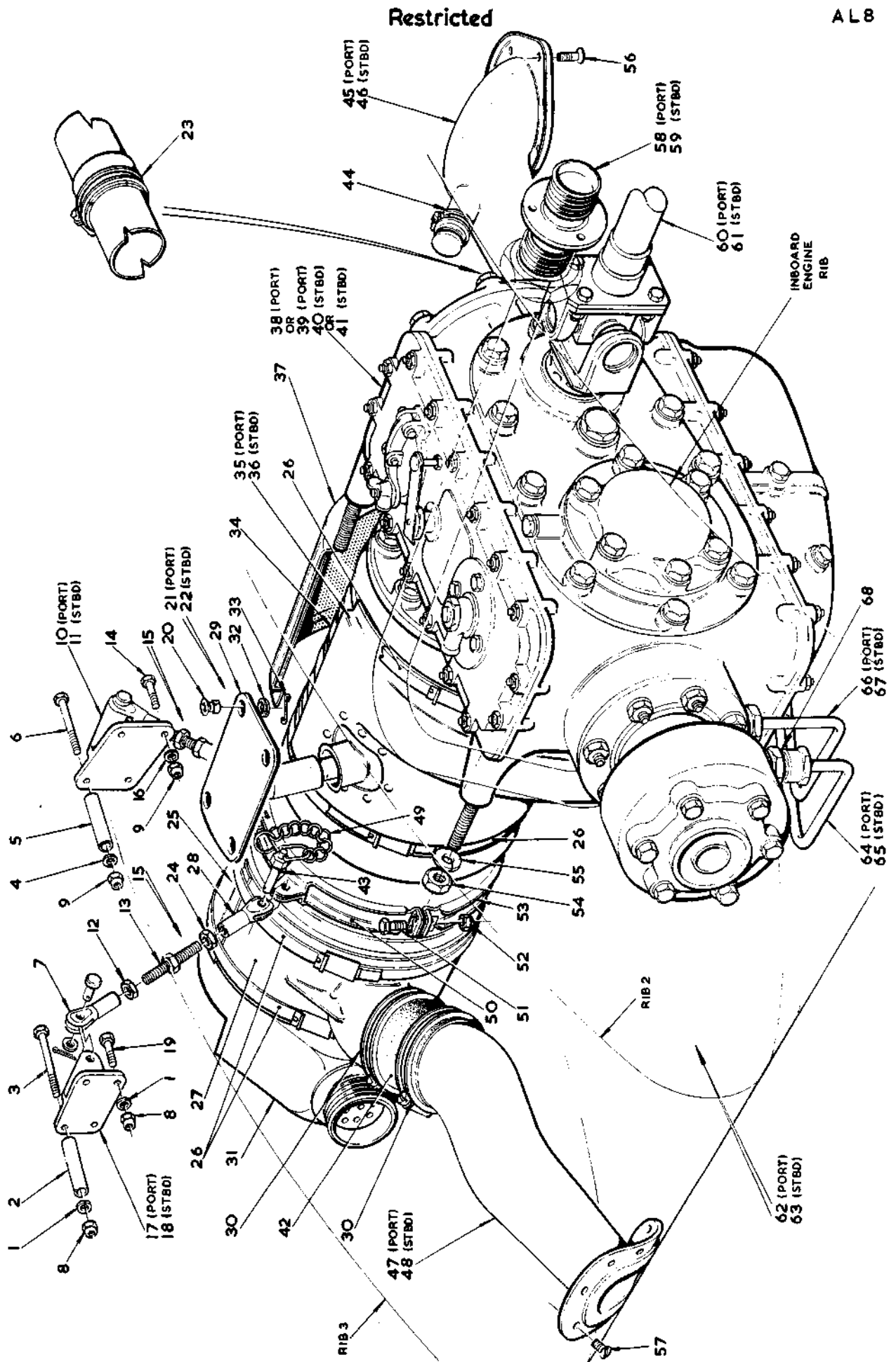


FIG 90 EQUIPMENT IN INNER WING. LEADING EDGE PORT & STBD
 Restricted



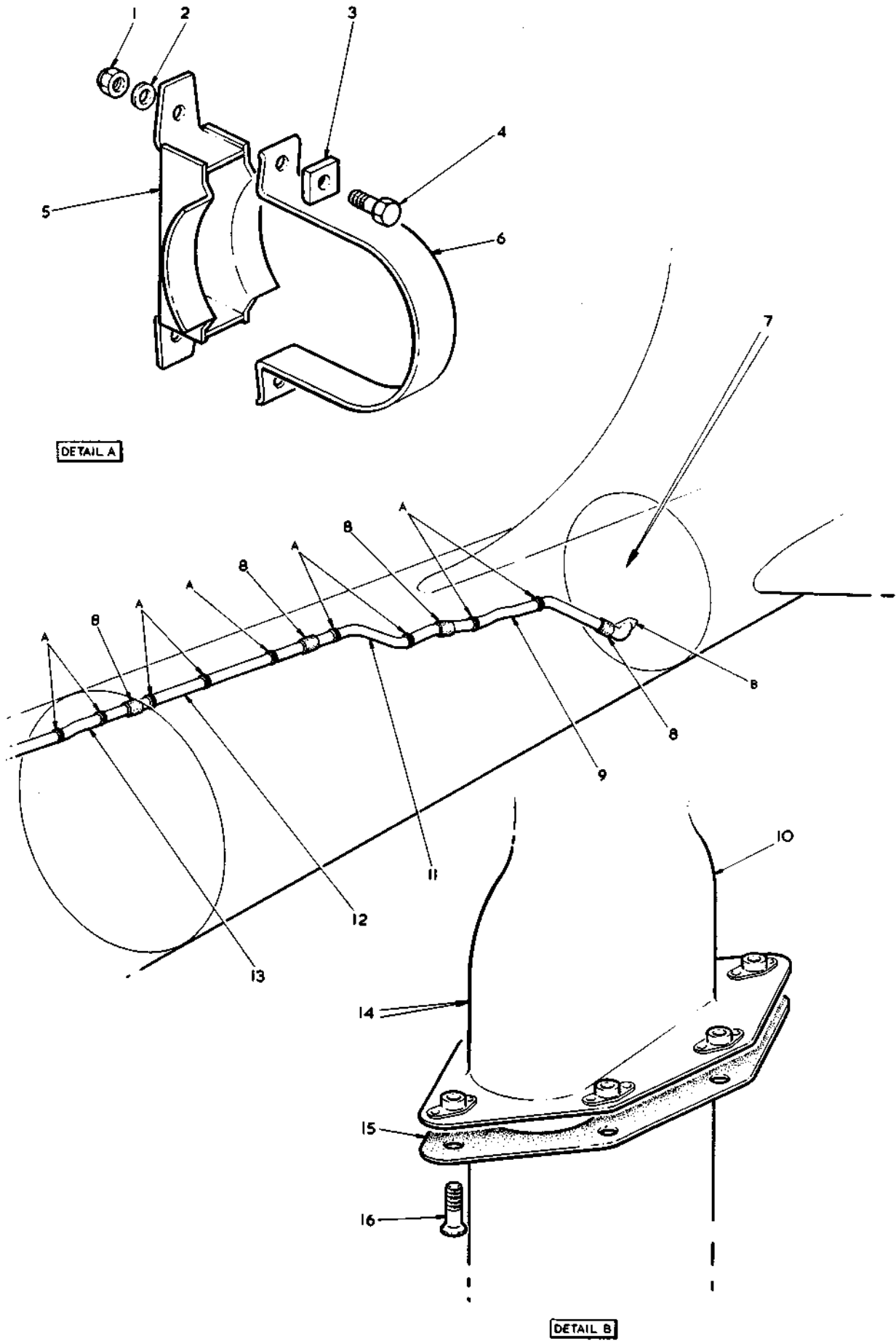


FIG. 91 FUEL SYSTEM IN REAR FUSELAGE
Restricted



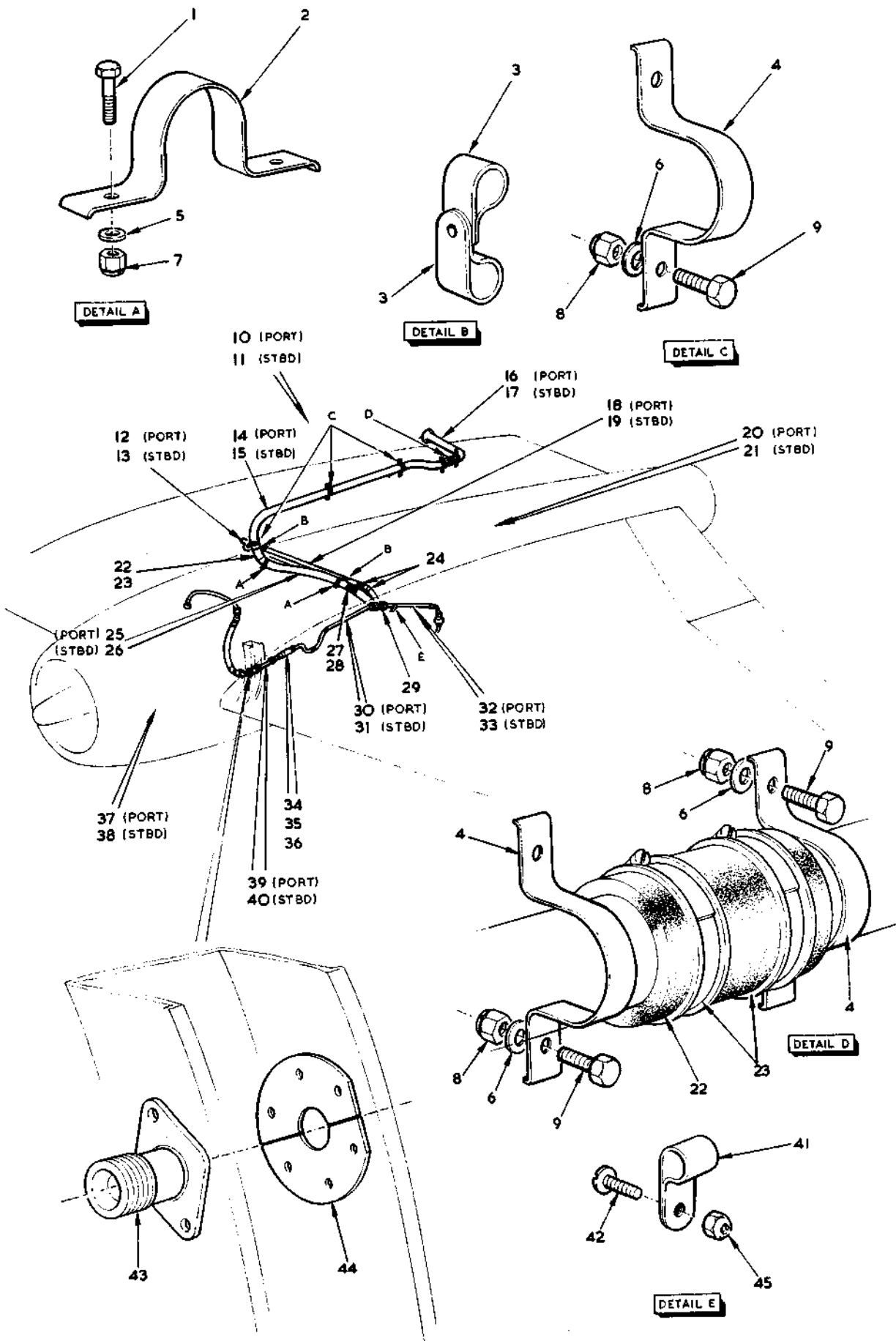


FIG. 92 FUEL SYSTEM IN PORT & STBD WINGS
Restricted



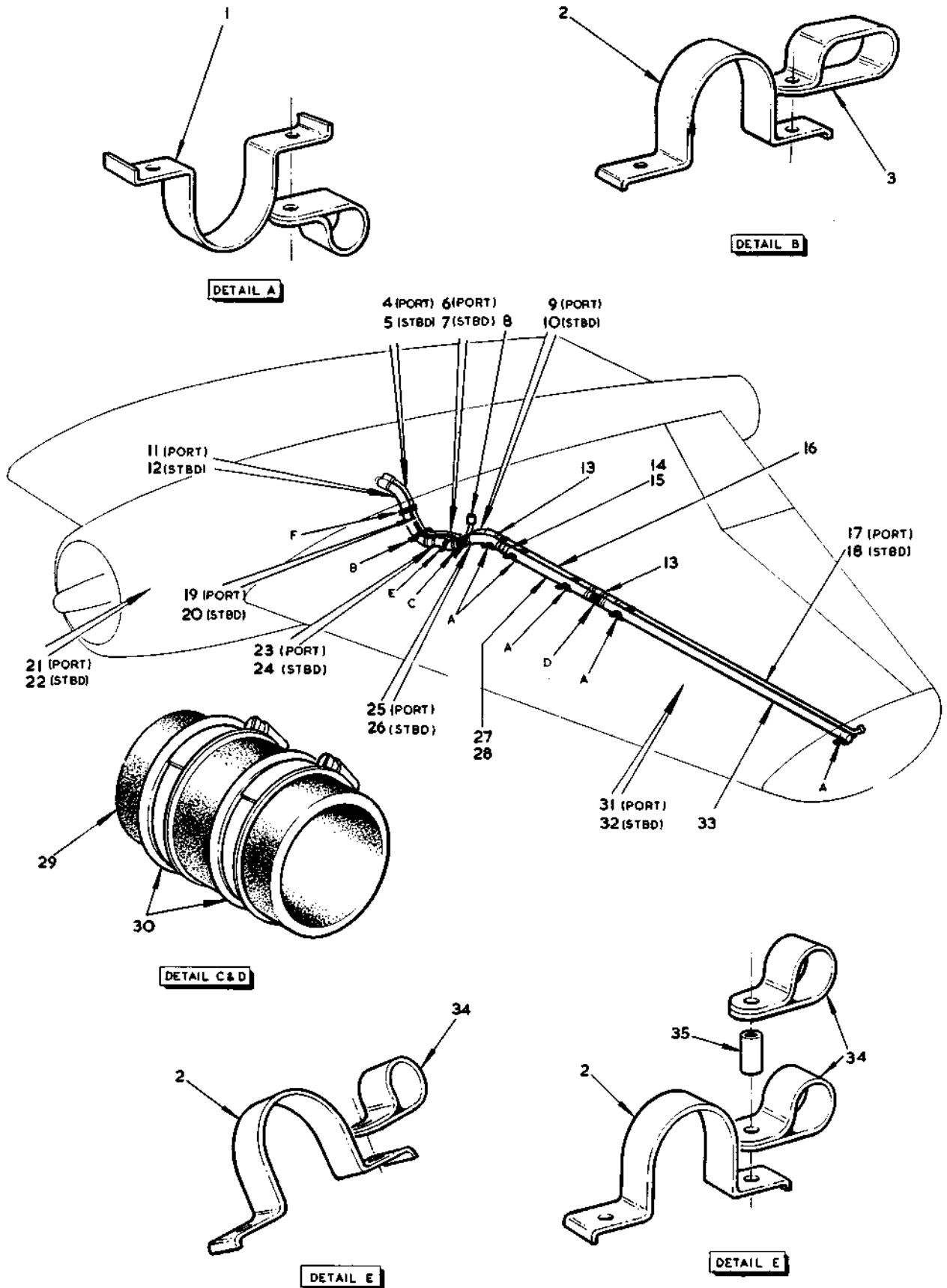


FIG 93. FUEL SYSTEM IN PORT & STBD WINGS
Restricted



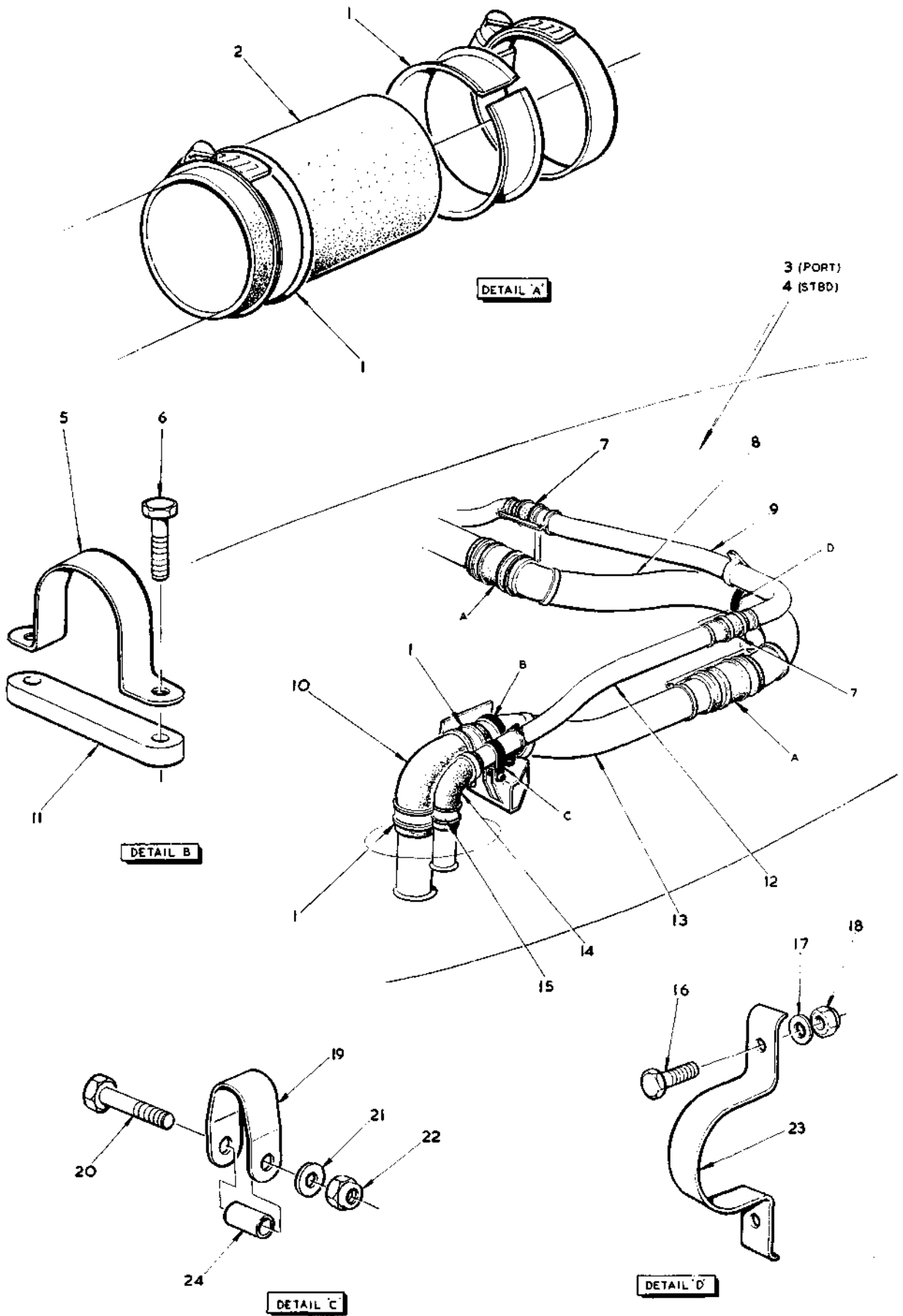


FIG 94. FUEL AND AIR PIPES IN PORT & STBD WING TIP
Restricted





Restricted

AL8

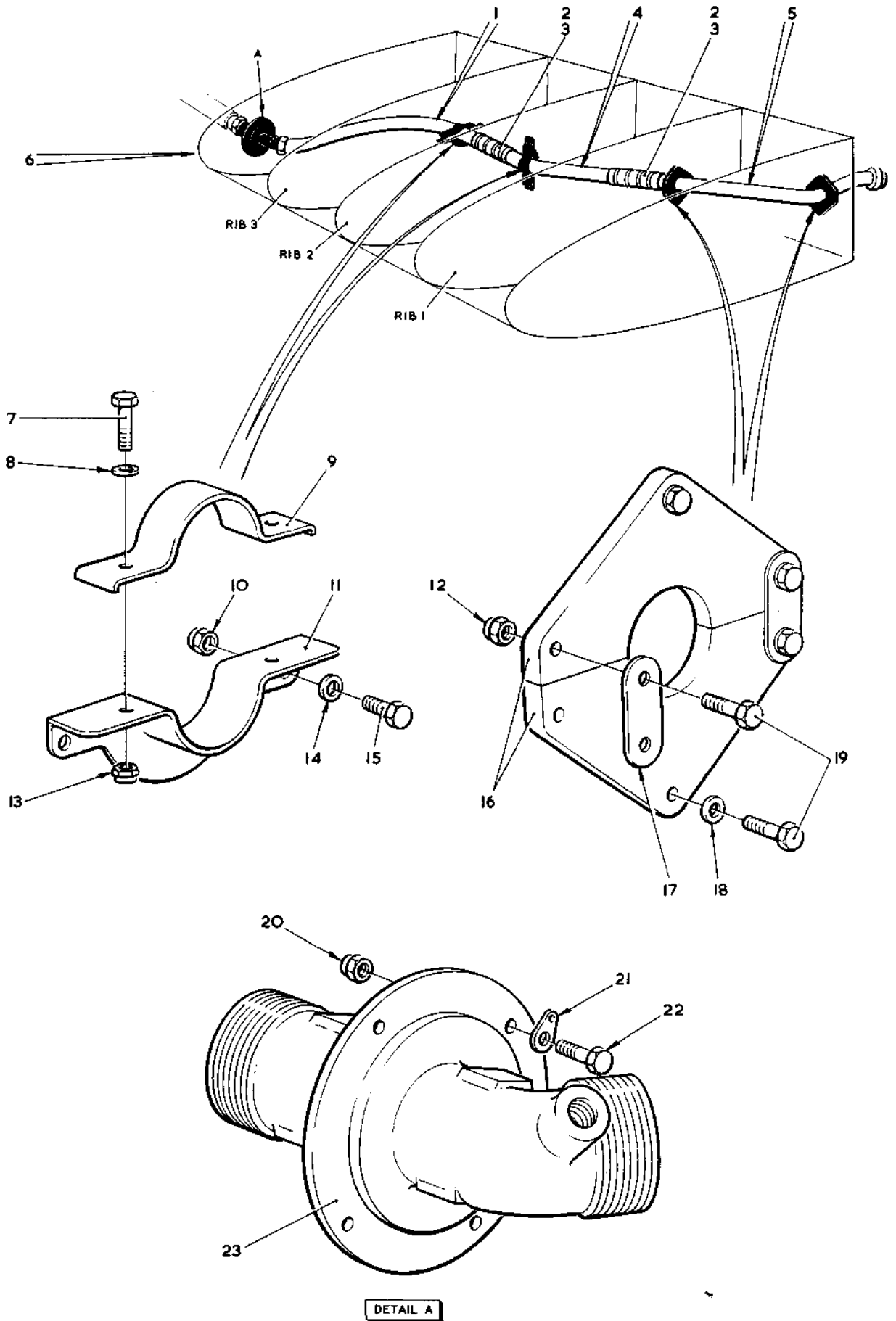


FIG 96 FUEL SYSTEM IN STARBOARD INNER WING
Restricted

TMK 17 SECT N



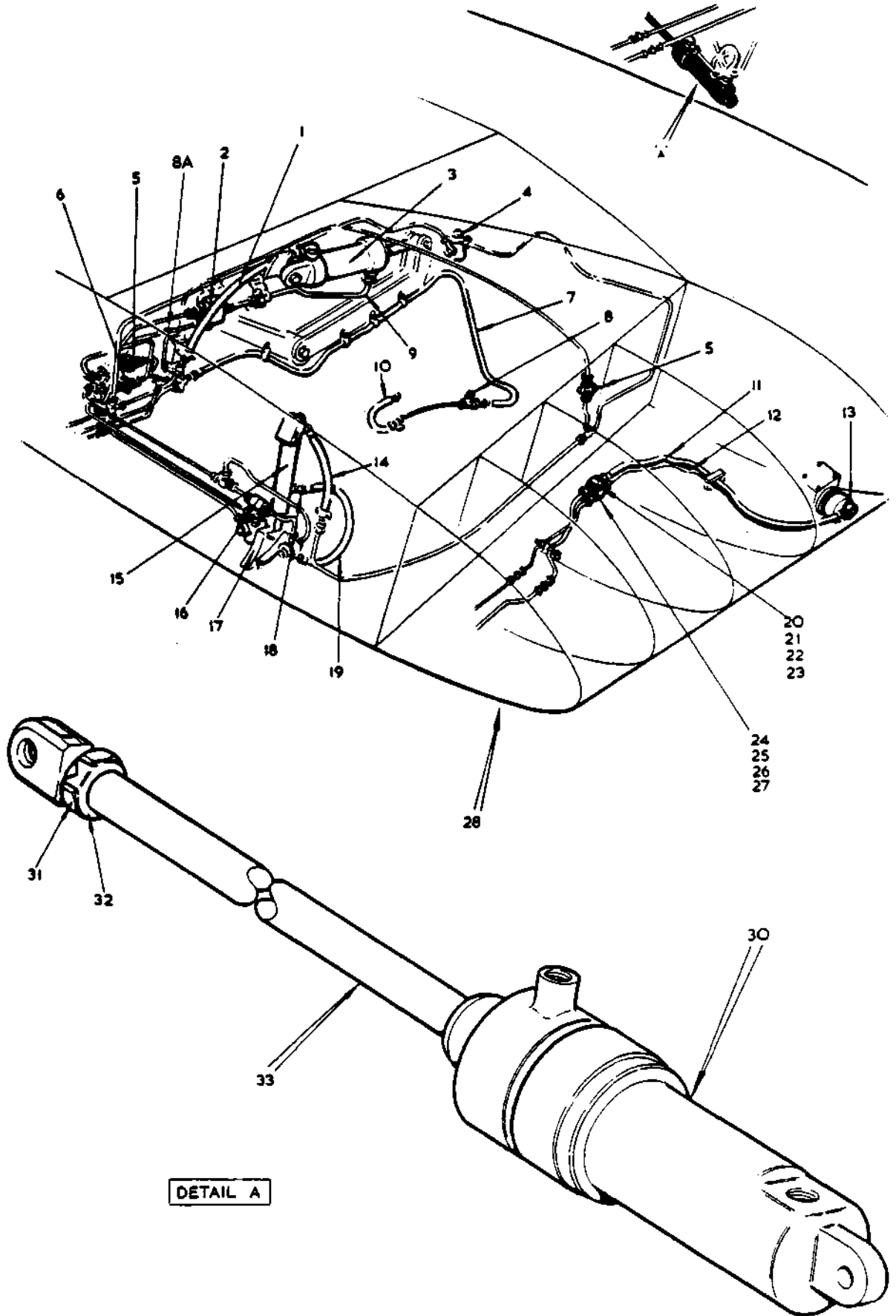


FIG 97 HYDRAULIC EQUIPMENT IN PORT WING



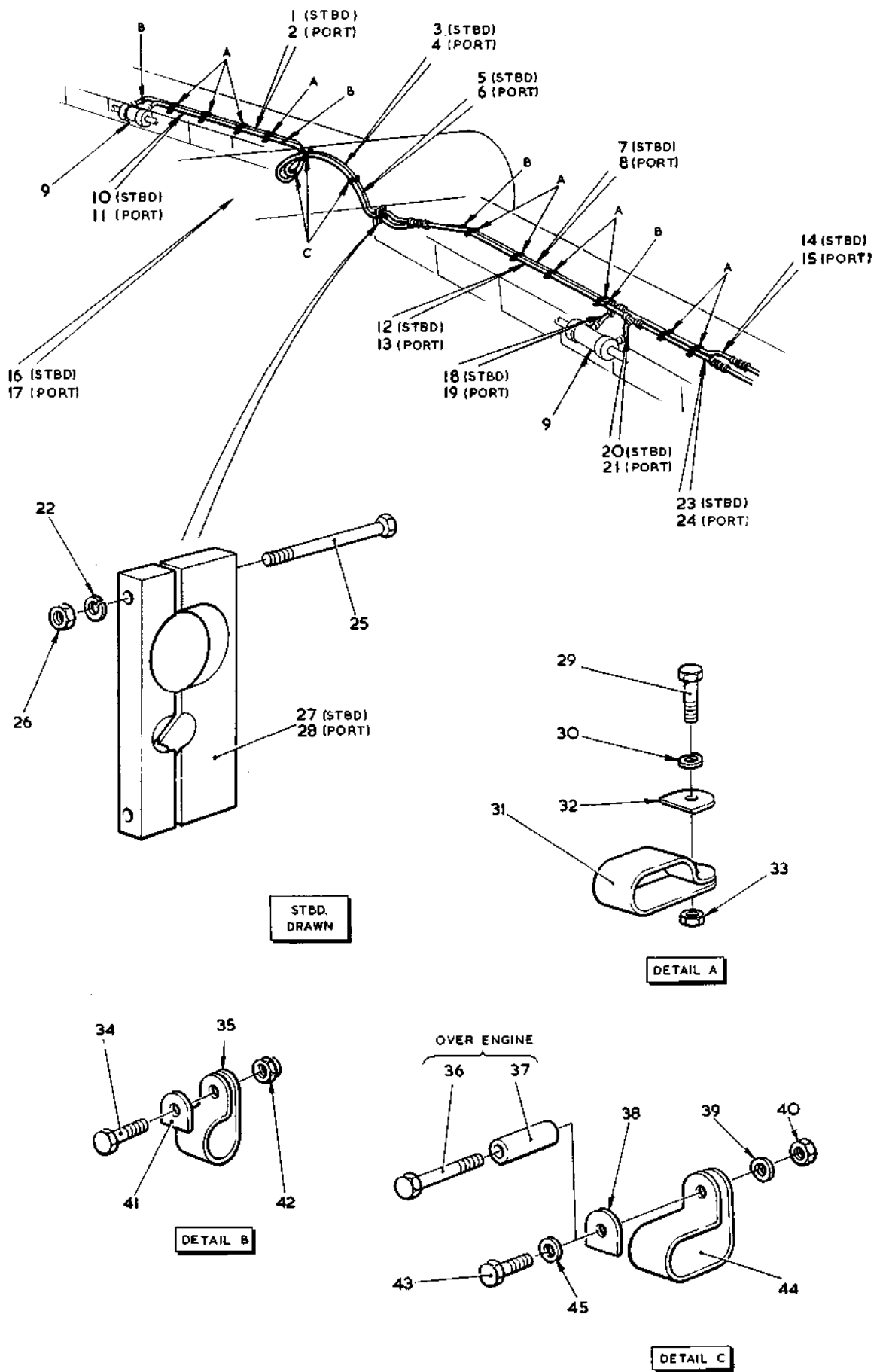


FIG. 98 HYDRAULIC EQUIPMENT IN PORT & STBD. WINGS
Restricted



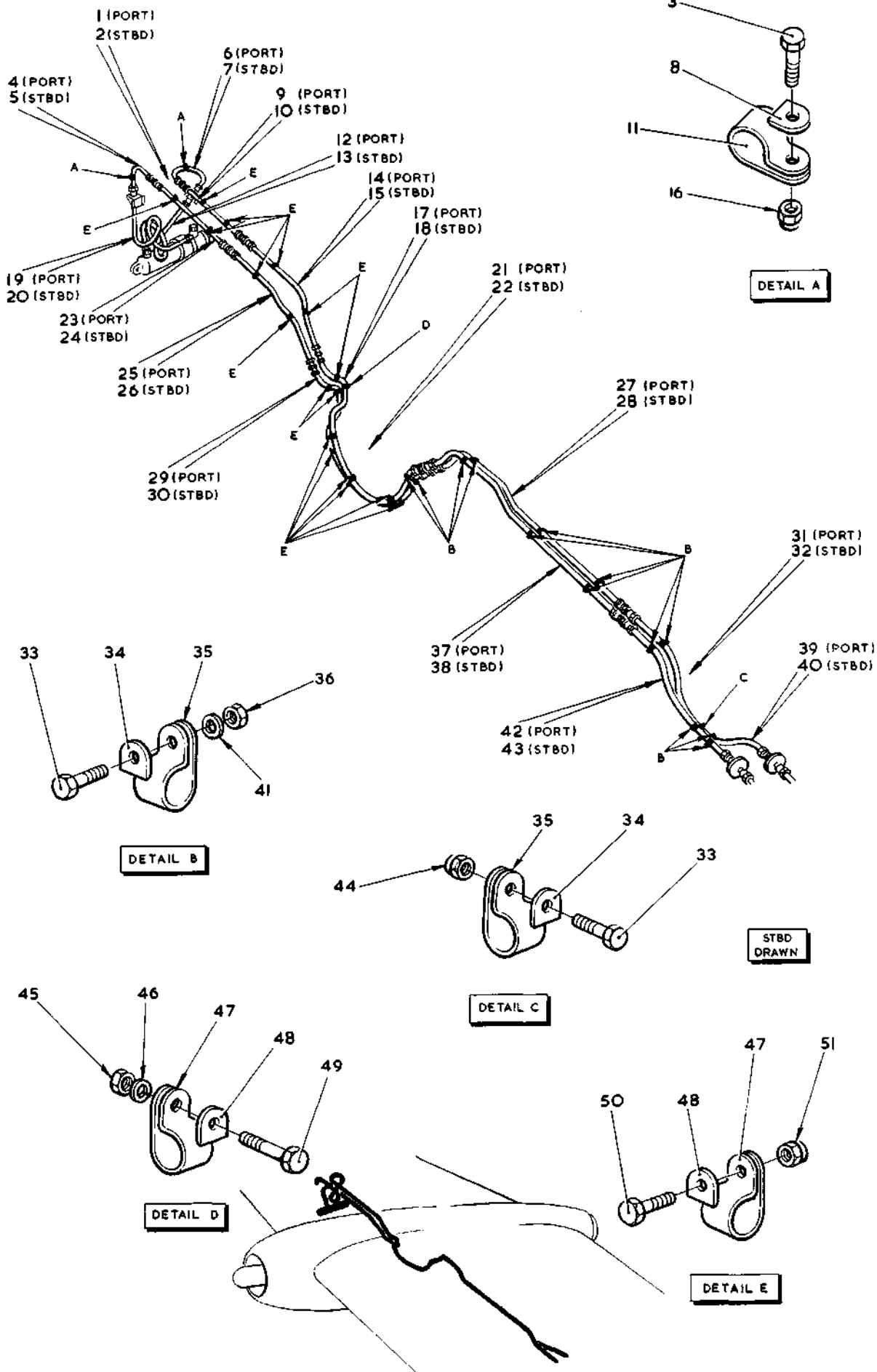


FIG.99 HYDRAULIC EQUIPMENT IN PORT & STBD. WINGS
Restricted



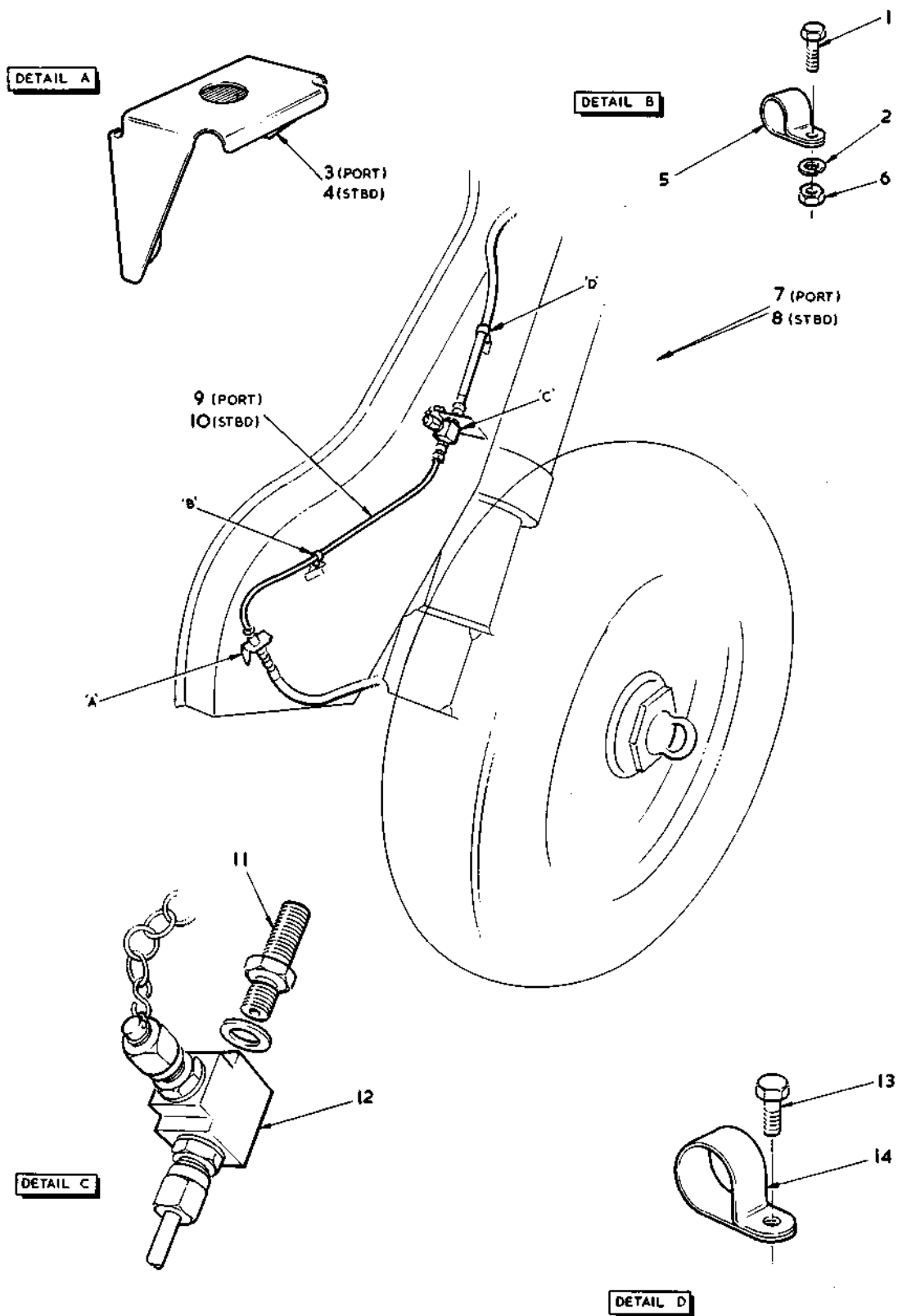


FIG. 100 HYDRAULIC EQUIPMENT IN PORT AND STBD WING

Restricted



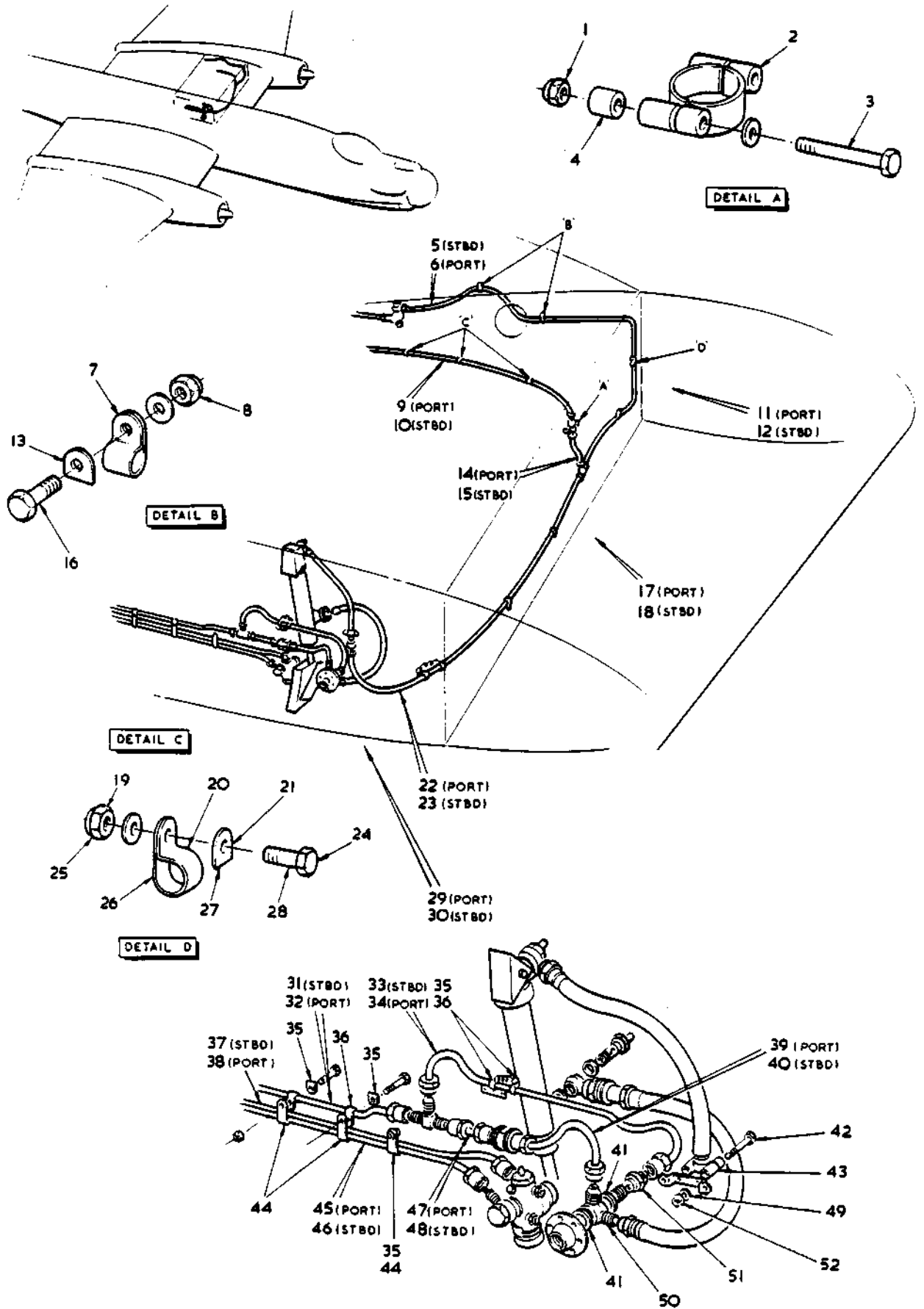


FIG.101 HYDRAULIC EQUIPMENT IN PORT AND STBD WING



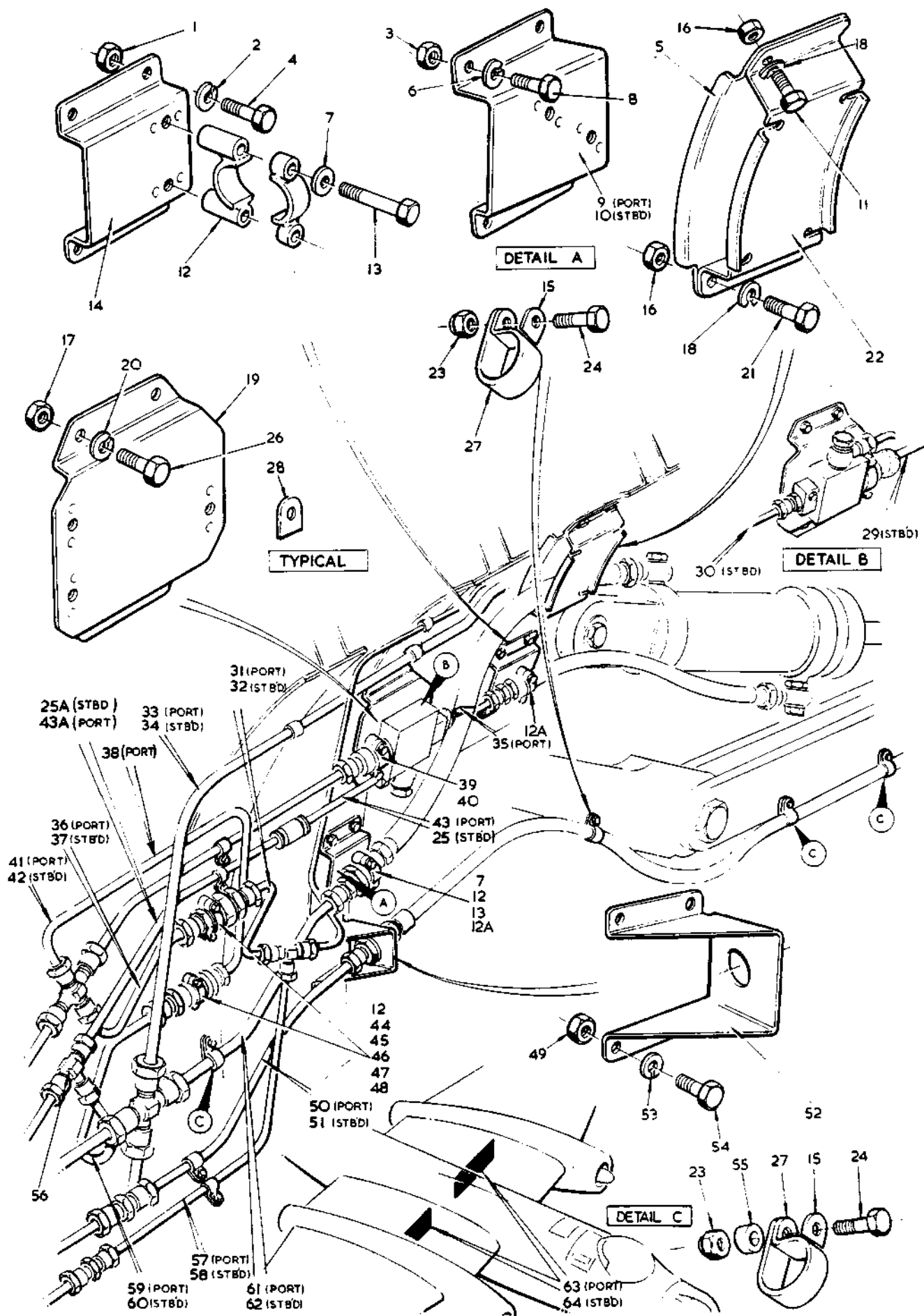


FIG. 102 HYDRAULIC EQUIPMENT PORT & STB'D WING



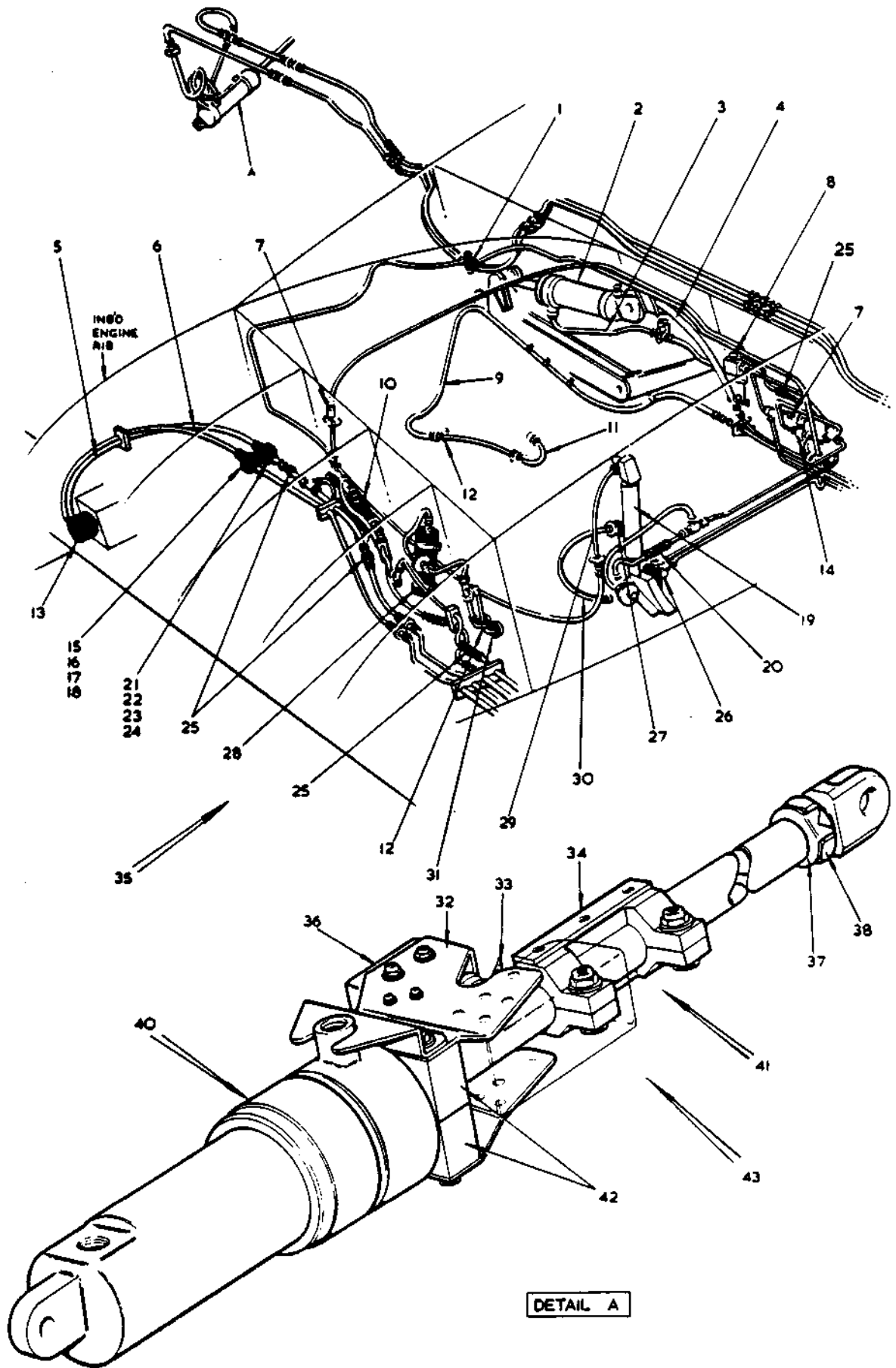


FIG 103 HYDRAULIC EQUIPMENT IN STBD WING



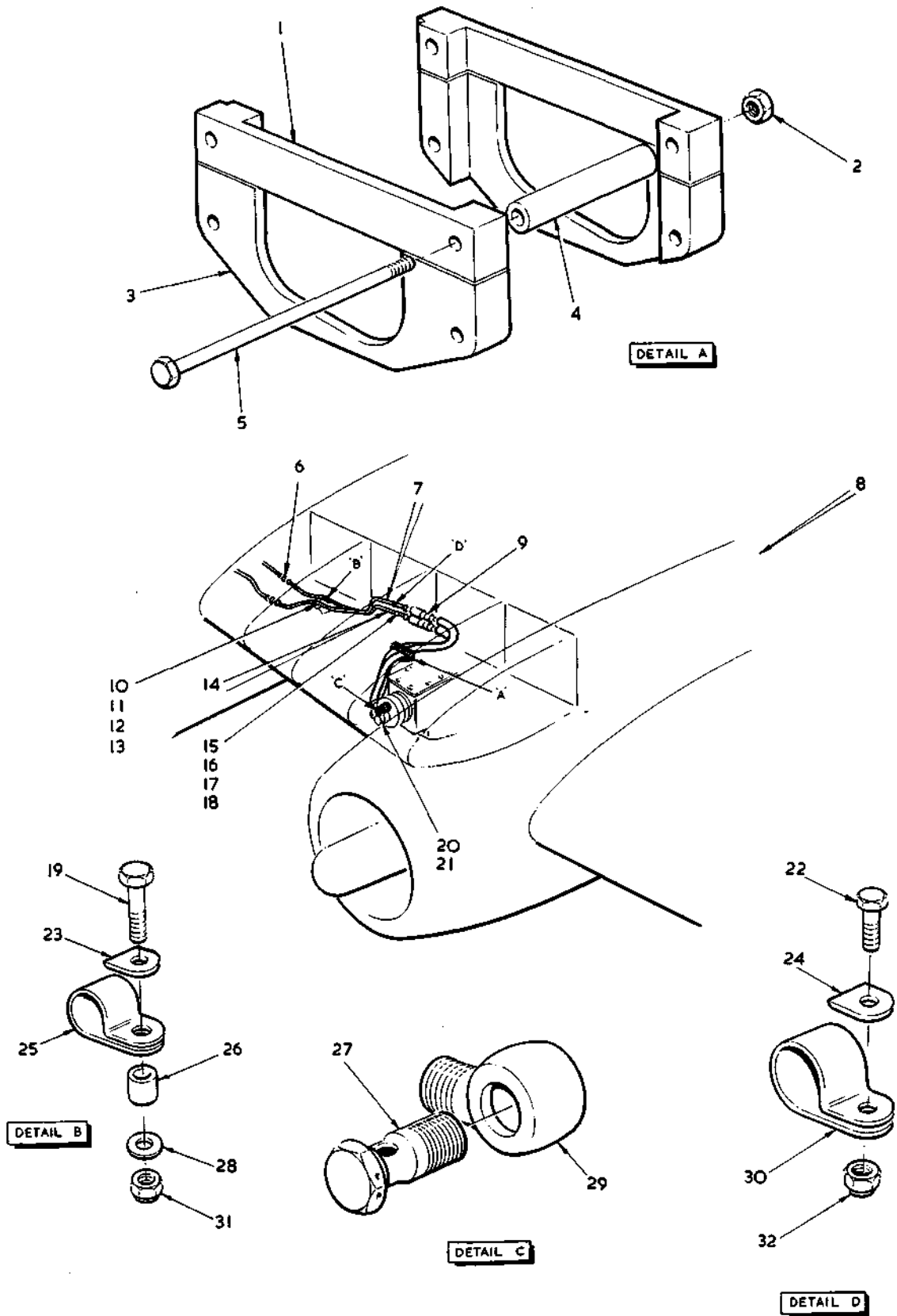


FIG.104 HYDRAULIC EQUIPMENT IN INNER WING LEADING EDGE PORT



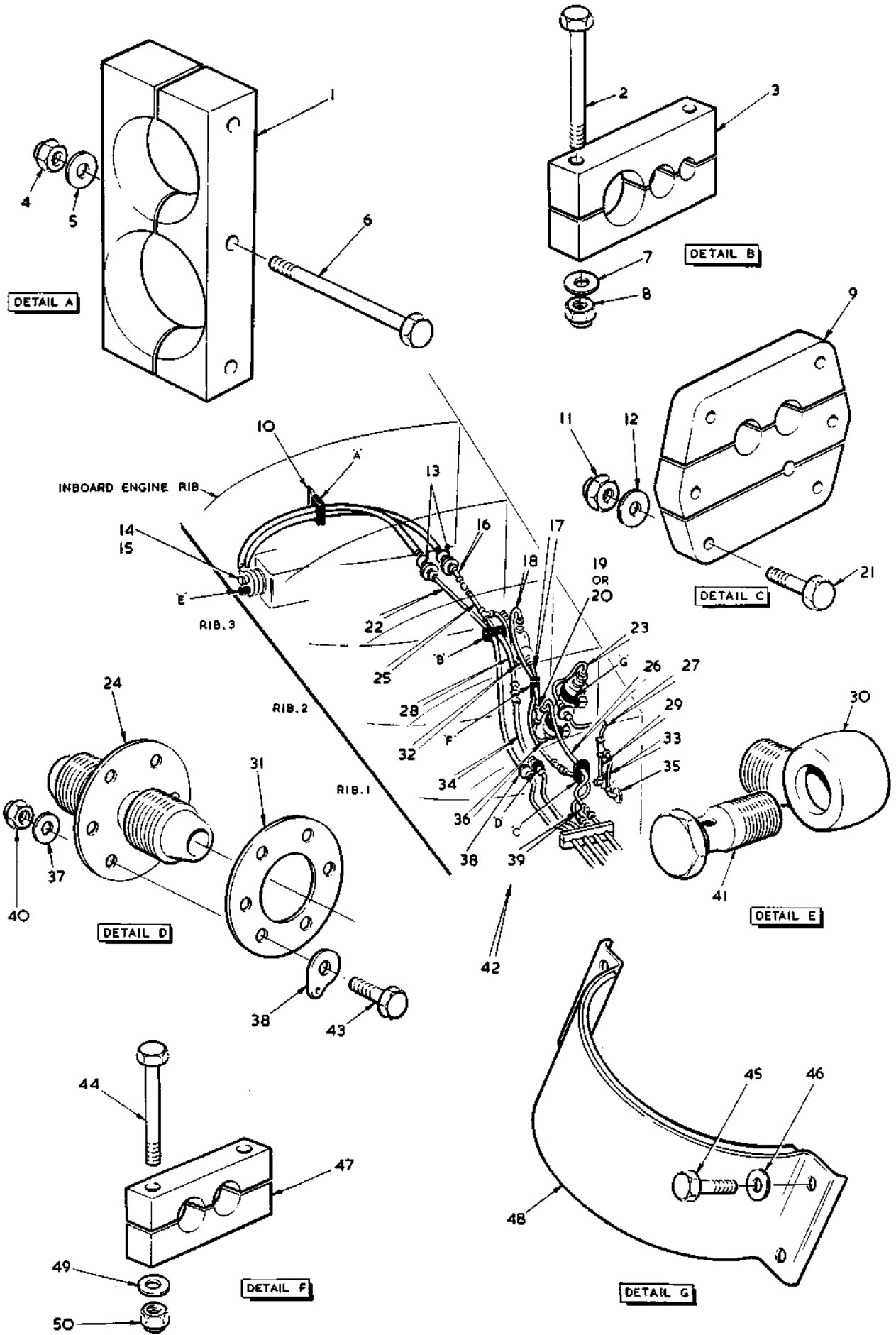


FIG.105 HYDRAULIC EQUIPMENT IN INNER WING LEADING EDGE,STBD
 Restricted T MK.17 SECT. N



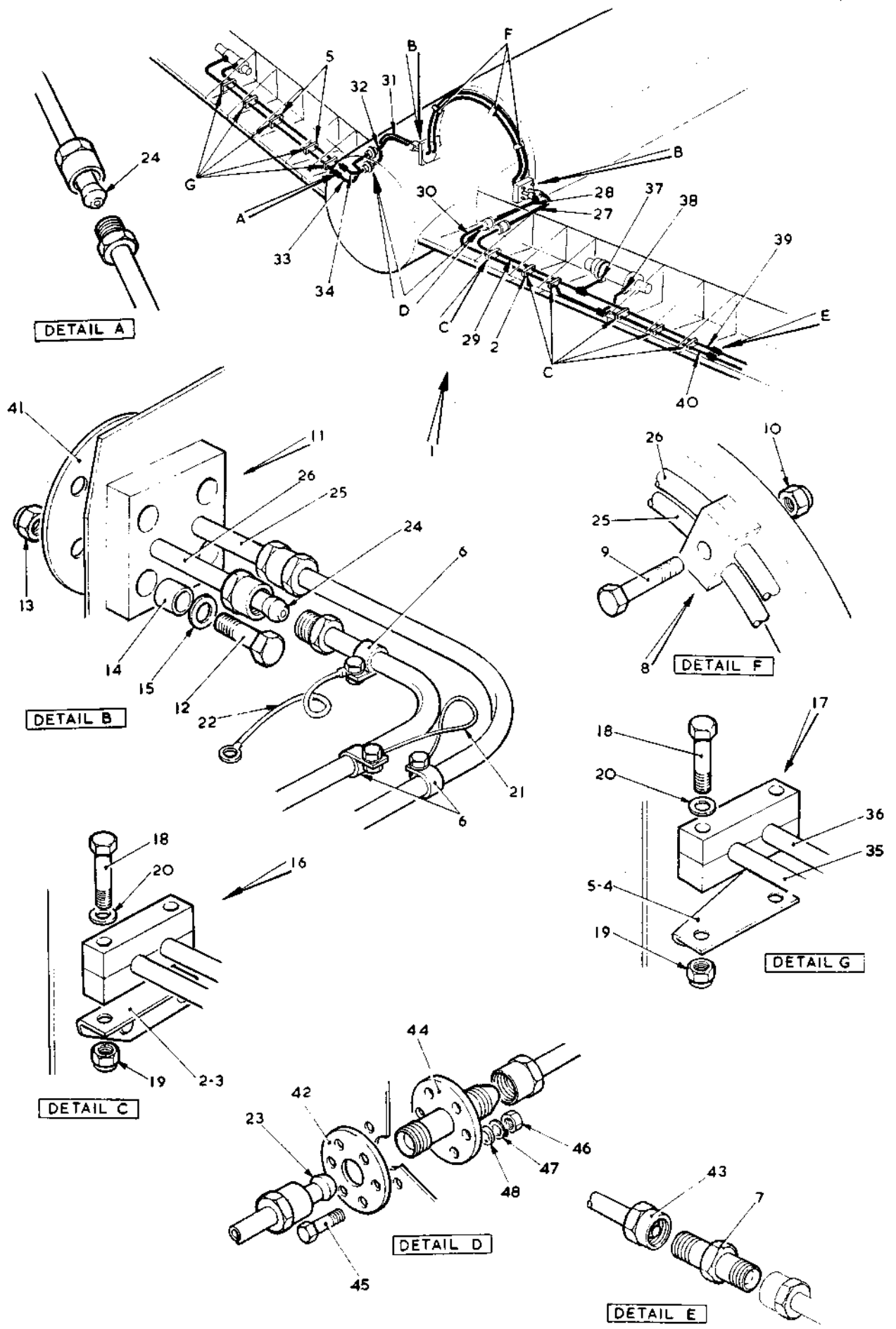


FIG. 106 PIPES TO HYDRAULIC FLAP JACK ASSEMBLY

Restricted



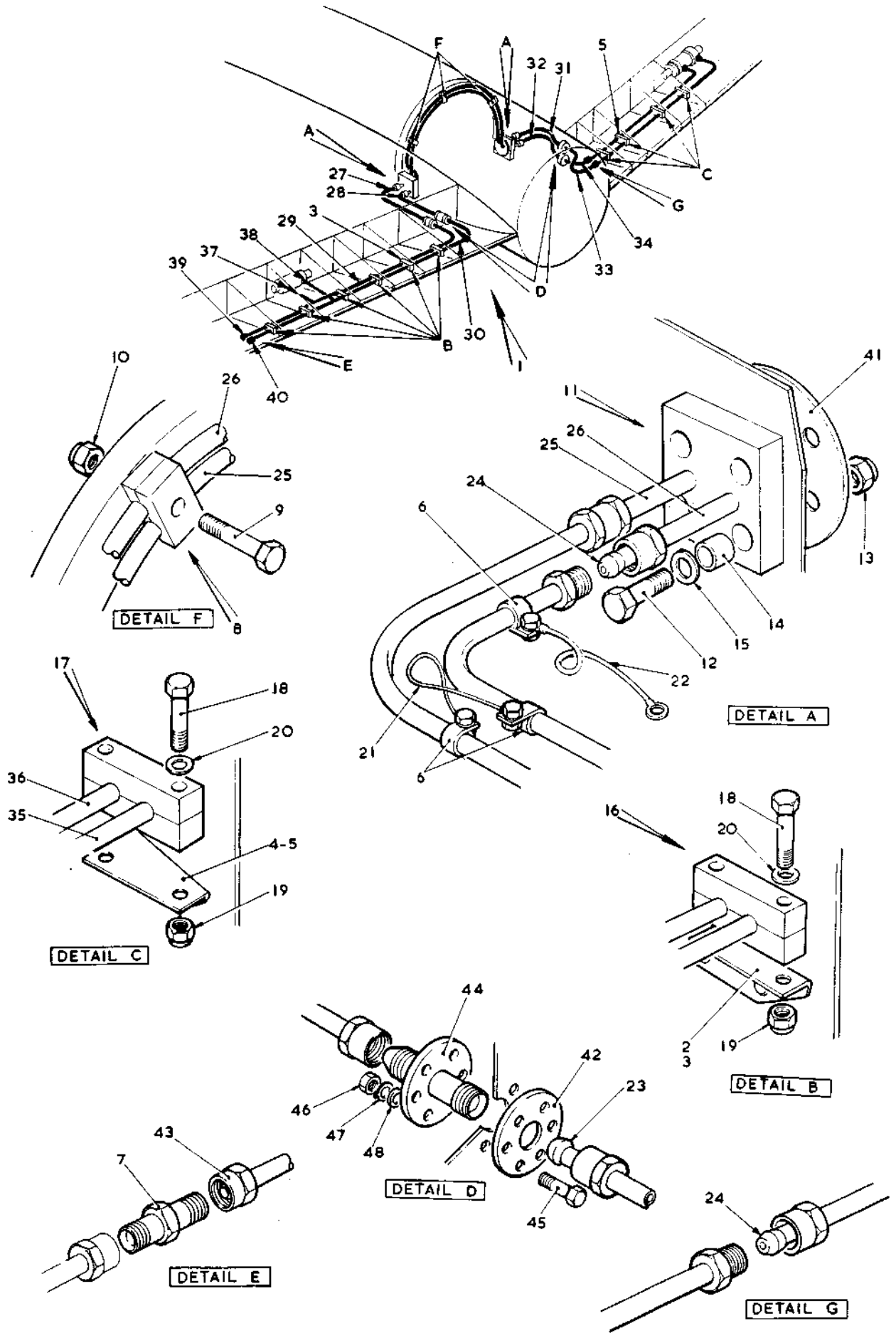


FIG. 106A PIPES TO HYDRAULIC FLAP JACK ASSEMBLY
Restricted



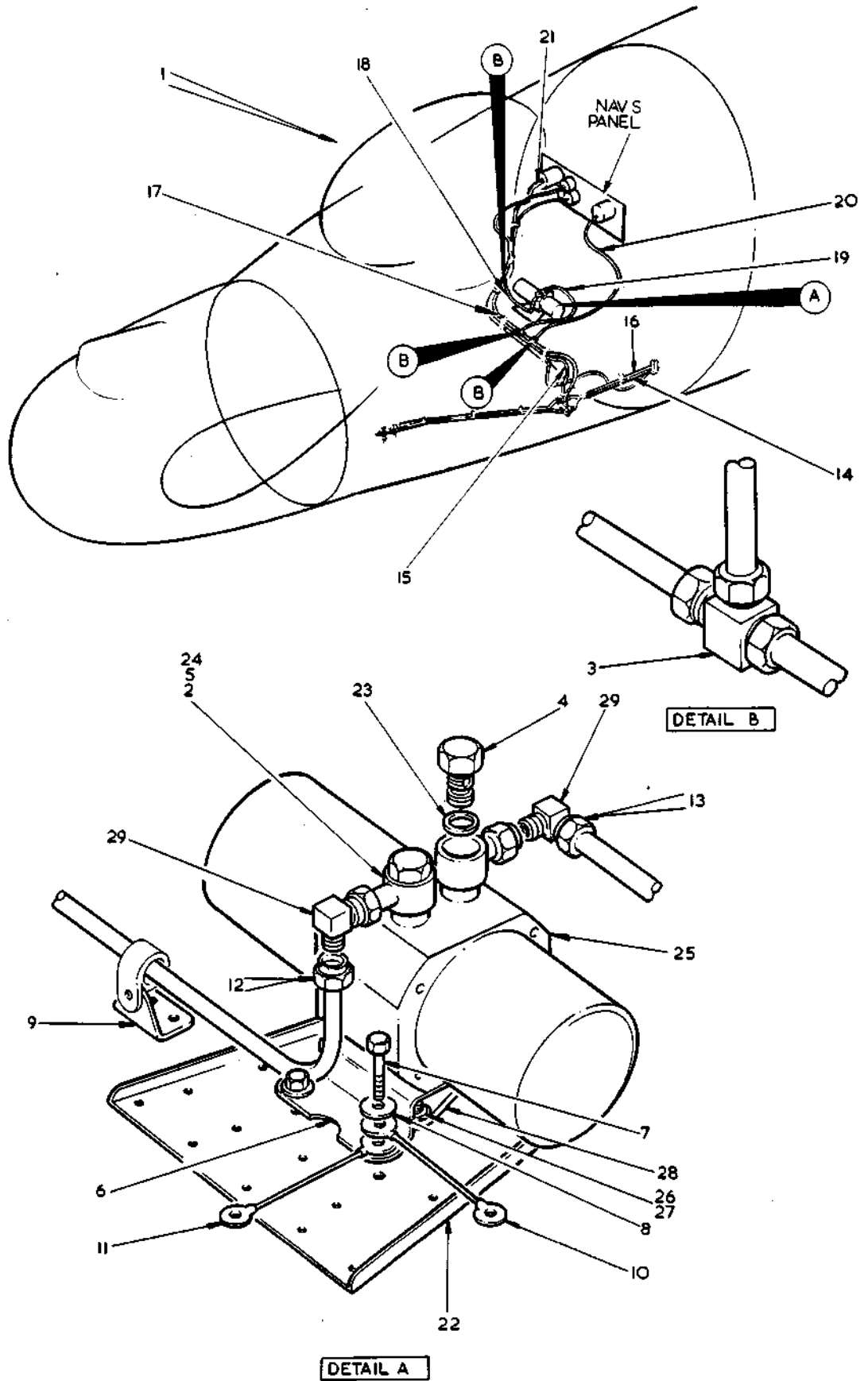
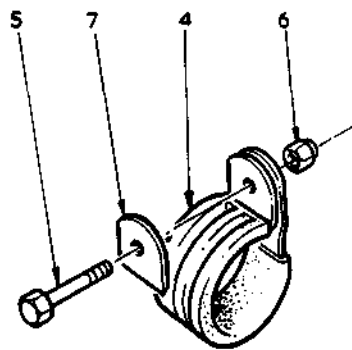
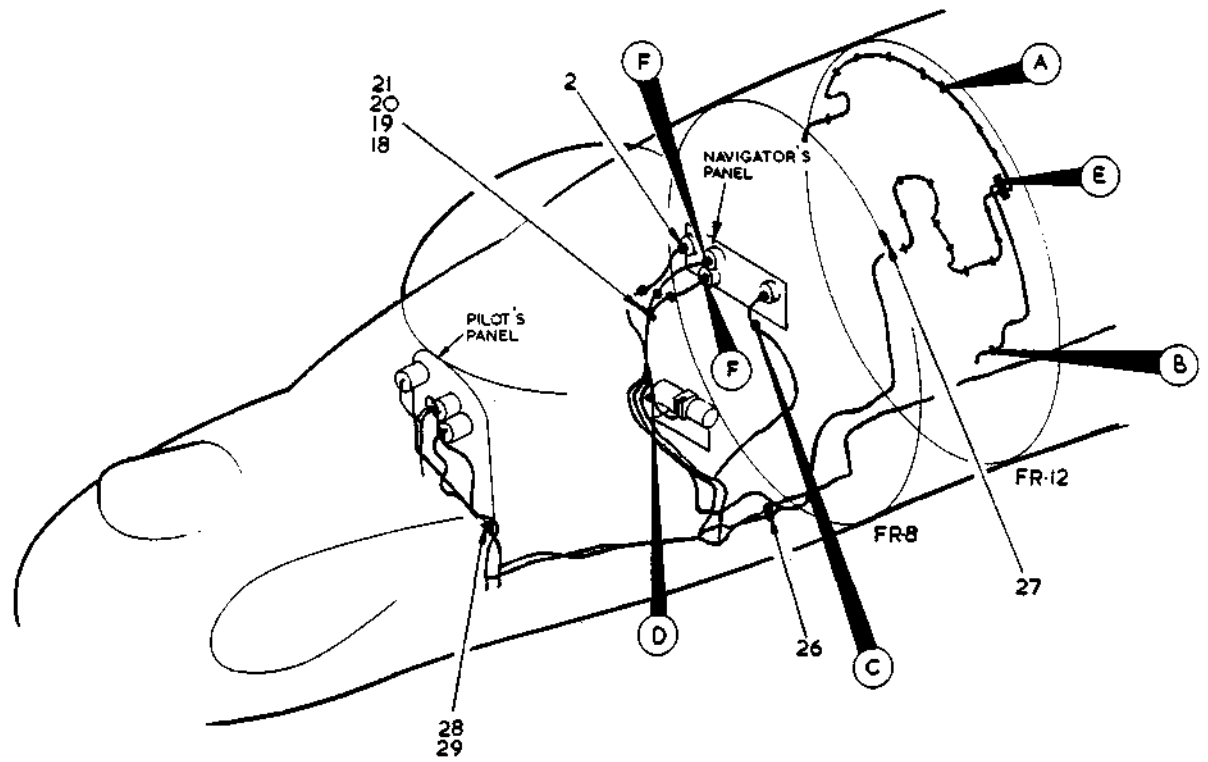


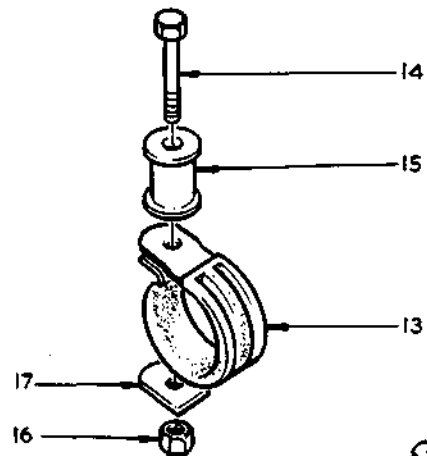
FIG 107 PITOT AND STATIC PIPES IN FRONT FUSELAGE

T.MK 17 SECT N

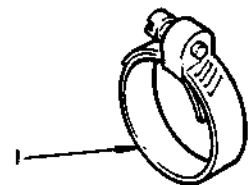




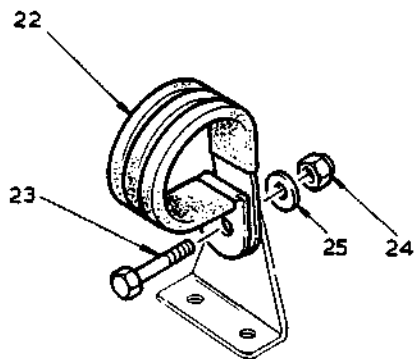
DETAIL A



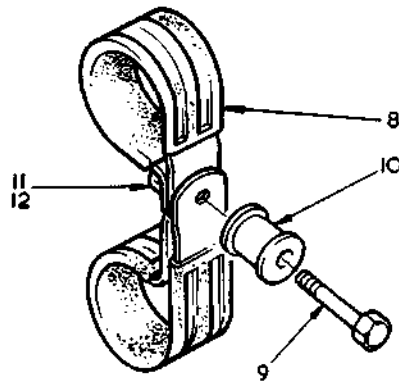
DETAIL B



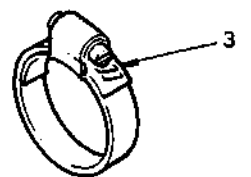
DETAIL C



DETAIL D



DETAIL E



DETAIL F

FIG 108 PITOT AND STATIC PIPES IN FRONT FUSELAGE





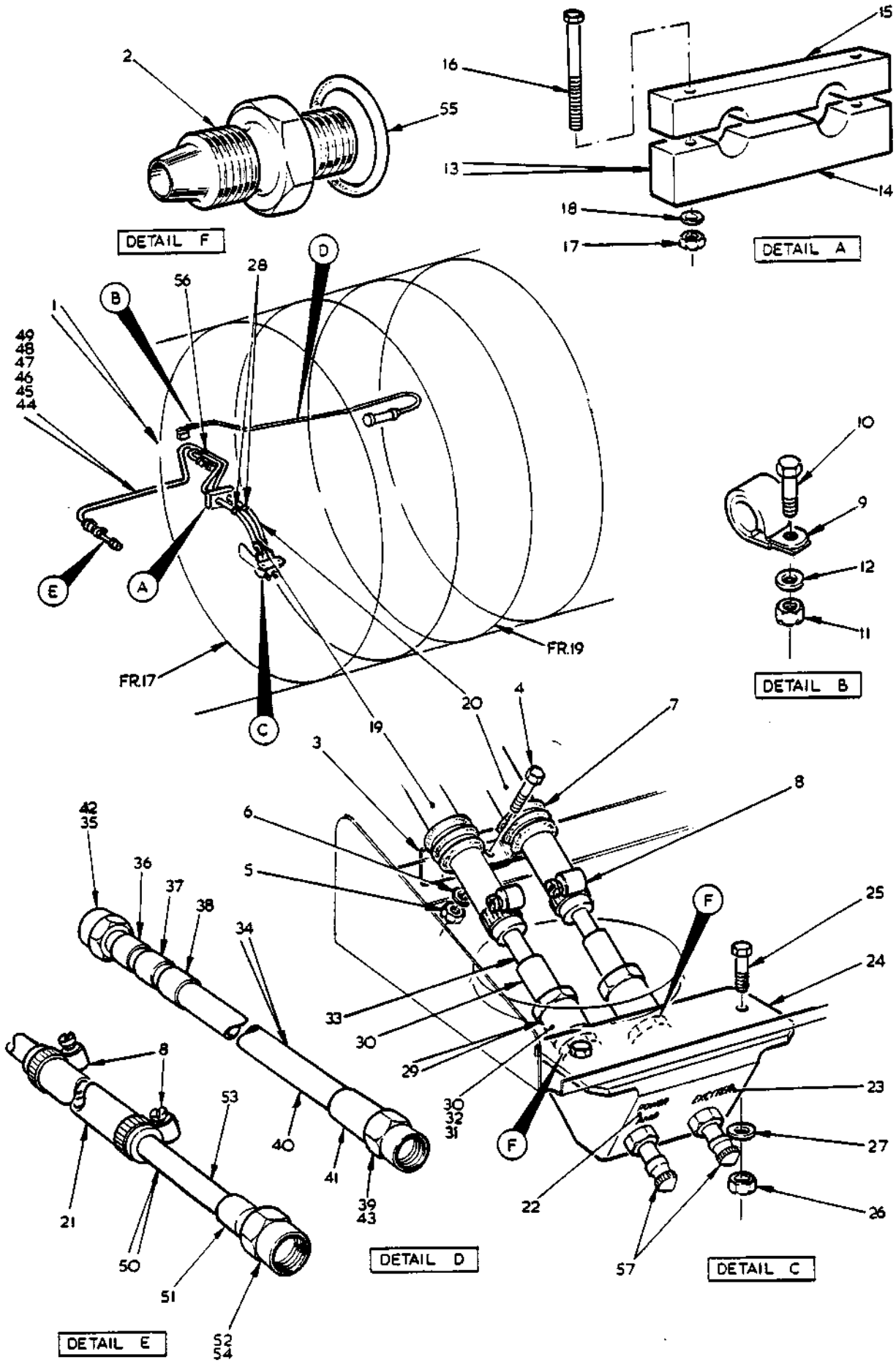


FIG.110 NITROGEN CHARGING



This file was downloaded from the RTFM Library.
Link: www.scottbouch.com/rtfm

Please see site for usage terms, and more aircraft documents.

