

AP101B-0418-3A

SERVICES  
OXYGEN SYSTEM

Part Number	Description	No. Off	Matl. Spec.	Plate No.
-	OXYGEN DEMAND SYSTEM, ASSEMBLY (EG9.71.1) Spares for:-	-	-	
R -	. BOMB AIMER'S OXYGEN SYSTEM (EG9.71.107) (SAS 4746) Spares for:-	-	-	
R 6D1648	. . . ADAPTOR, elbow	1	-	95/1
R CM0544FIG 1	. . . BRACKET	1	-	95/2
R EB6.71.99	. . . BRACKET	1	-	95/3
R AS4525/14	. . . CLIP Attaching parts for AS4525/14:-	1	-	95/4
R A25/1B	. . . Bolt, 4 BA	1	-	95/5
R AGS2001/B/1	. . . Nut, stiff, 4 BA	1	-	95/6
R EEAS/21/2/DR	. . . Washer 'D'	1	-	95/7
R SP14B	. . . Washer	1	-	95/8
R AS4525/14	. . . CLIP Attaching parts for AS4525/14:-	2	-	95/9
R A25/1B	. . . Bolt, 4 BA	1	-	95/10
R AGS2002/B/1	. . . Nut, stiff, 4 BA	1	-	95/11
R EEAS/21/2/DR	. . . Washer 'D'	1	-	95/12
R AS4525/14	. . . CLIP	1	-	95/13
R AS2294/6	. . . CLIP Attaching parts for AS2294/6:-	3	-	95/14
R AS1248/1B	. . . Bolt, mush head, 4 BA	1	-	95/15
R AGS2002/B/1	. . . Nut, stiff, 4 BA	1	-	95/16
R SP13B	. . . Washer	1	-	95/17
R AGS1102/BB	. . . COUPLING, pipe	1	-	95/18
R AGS1118/BB	. . . COUPLING, pipe	1	-	95/19
R EB7.71.53	. . . FAIRLEAD Attaching parts for EB7.71.53:-	1	-	95/20
R A25/1B	. . . Bolt, 4 BA	4	-	95/21
R AGS2001/B/1	. . . Nut, stiff, 4 BA	4	-	95/22
R SP14B	. . . Washer	4	-	95/23
R CM0544FIG 2	. . . FAIRLEAD Attaching parts for CM0544 FIG 2:-	1	-	95/24
R A25/1B	. . . Bolt, 4 BA	4	-	95/25
R AGS2001/B/1	. . . Nut, stiff, 4 BA	4	-	95/26
R SP14B	. . . Washer	4	-	95/27

SERVICES  
OXYGEN SYSTEM

Part Number	1 2 3 4 5 6	Description	No. Off	Matl. Spec.	Plate No.
R 6D1580		HOSE Attaching parts for 6D1580:—	QR	—	95/28
R SP91E		Clip, hose	2	—	95/29
R 32C/1275037		HOSE Attaching parts for 32C/1275037:—	QR	—	95/30
R SP91F		Clip, hose	2	—	95/31
R DN/1245Z/MK14		INDICATOR, electro magnetic Attaching parts for DN/1245Z/MK14:—	1	—	95/32
R AS1248/1C		Bolt, mush head, 2 BA	2	—	95/33
R AS3360/B/3/B		LEAD, bonding	2	—	95/34
R EB7.71.91		PIPE	1	—	95/35
R EB7.71.93		PIPE	1	—	95/36
R EB7.71.95		PIPE	1	—	95/37
R EB7.71.97		PIPE	1	—	95/38
R 6D2671		REGULATOR, oxygen, MK17F Attaching parts for 6D2671:—	1	—	95/39
R AS1248/1B		Bolt, mush head, 4 BA	4	—	95/40
R 6D1817		SOCKET, QR	1	—	95/41

AP101B-0418-3A

SERVICES  
OXYGEN SYSTEM

Part Number	Description	No. Off	Mati. Spec.	Plate No.
-	OXYGEN DEMAND SYSTEM, ASSEMBLY (EG9.71.1) Spares for:-	-	-	
-	CIRCUIT, OXYGEN DEMAND EQUIPMENT, ASSEMBLY (EB6.71.7) Spares for:-	-	-	84/1
R IN14286-1	. . . CABLE, operating, anchor section	3	-	84/3
R 6D/2243838	. . . CLIP, aerolex, type D	3	-	84/4
R 18861B	. . . CYLINDER, oxygen, 750 litre	5	-	84/5
R 18854B	. . . CYLINDER, oxygen, 2250 litre	2	-	84/6
R 6D/2244018	. . . FILTER, oxygen, Mk. 1	1	-	84/7
R OP10074ISSUE 3	. . . FLANGE, L.P. connector	3	-	84/8
R 6D/2244063	. . . GAUGE, oxygen pressure, Mk.4	2	-	84/9
R OP570	. . . HOSE, low pressure oxygen, Mk. 7, 4 ft. long	3	-	84/10
R 6D/2243528	. . . PIECE, connecting, 2-way	1	-	84/11
R OP6450	. . . REGULATOR, oxygen demand, Mk. 17E	3	-	84/12
R 6D/2678	. . . SET, emergency oxygen, Mk. 7J	3	-	84/13
R IN14291-1	. . . SOCKET, anchor	3	-	84/14
R 6D/2243622	. . . SOCKET, quick release, Mk.9	3	-	84/15
R GA1409	. . . TUBE, assembly, upper oxygen	3	-	84/16
R 6D/2243797	. . . UNION, blanking	4	-	84/17
R GA3150ISSUE A	. . . VALVE, check, internal	4	-	84/18
R 6D/2244070	. . . VALVE, pressure reducing, Mk. 1A	2	-	84/20
R GA3030	. . . VALVE, oxygen charging, Type 1 (Mod. 5268)	1	-	84/2A
R GA3070	. . . VALVE, line, Type 1 (Mod. 5268)	2	-	84/2
-	CYLINDER, OXYGEN, ASSEMBLY (EG9.71.95) Spares for:-	-	-	85/1
EEAS91/4	. . . CLIP, pipe, double, 3/16" o/d Attaching parts for EEAS91/4:-	3	L72	85/2
A25/2B	. . . Bolt, 4 BA hex. head	1	-	85/3
AGS2001/B/1	. . . Nut, stiff, 4 BA	1	-	85/4
SP15/B	. . . Washer, 4 BA plain	1	-	85/5
AS1900/A	. . . CLIP, cable	21	-	85/6
EA1.71.111	. . . FAIRLEAD Attaching parts for EA1.71.111:-	1	LFS21	85/7
A25/2B	. . . Bolt, 4 BA hex. head	3	-	85/8
AGS2001/B/1	. . . Nut, stiff, 4 BA	3	-	85/9
SP15/B	. . . Washer, 4 BA plain	3	-	85/10
R	. . . MOUNTING, oxygen charging valve installation (EA3.71.589) (Mod 5268) Spares for:-	-	-	85/36
R EA1.71.89	. . . LABEL	1	-	85/37
R EA3.71.539	. . . PLATE, adaptor assembly Spares for:-	1	-	85/38
R AGS2018/C/2	. . . NUT, anchor	2	-	85/39
R EA3.71.585	. . . PLATE, adaptor, 1.2 mm thick (30B/9611244) Attaching parts for EA3.71.539:-	1	L73	85/40
R A25/1C	. . . Bolt, 2 BA hex head	4	-	85/41
R AGS2002/C/1	. . . Nut, 2 BA	4	-	85/42
R SP15/C	. . . Washer, 2 BA	4	-	85/43
EA1.71.61	. . . PAD, mounting, oxygen bottle	2	Rubber S/H.40-45	85/11
EA1.71.115	. . . PAD, mounting, oxygen bottle	1	BS.F62	85/12
EA3.71.417	. . . PAD, mounting, oxygen bottle	1	Rubber S/H.40-45	85/13

SERVICES  
OXYGEN SERVICES

Part Number	Description	No. Off	Matl. Spec.	Plate No.
EA1.71.65	PIECE, distance	20	L62	85/14
EG7.71.19	PIPE, assembly	1	T51	85/15
EB6.71.43	PIPE, assembly, from 2,250 litre oxygen cylinder to coupling forward of frame 12	1	T51	85/16
EB6.71.47	PIPE, assembly, from 750 litre oxygen cylinder to pressure bulkhead	1	T51	85/17
EB6.71.49	PIPE, assembly, from coupling forward of frame 12A to coupling aft of frame 9	1	T51	85/18
EA3.71.163	PIPE, assembly, from charging valve to filter	1	T51	85/19
EA3.71.169	PIPE, assembly, oxygen cylinder interconnection	2	T51	85/20
EA3.71.177	PIPE, assembly, oxygen bottle interconnection	1	T51	85/21
EA3.71.179	PIPE, assembly, oxygen bottle interconnection	2	T51	85/22
EA3.71.181	PIPE, assembly, oxygen bottle interconnection	1	T51	85/23
EA3.71.419	PIPE, assembly, oxygen bottle interconnection	1	T51	85/24
EA3.71.421	PIPE, assembly, interconnection, from 2,250 litre oxygen bottle to 3-way connection	1	T51	85/25
EA3.71.423	PIPE, assembly, oxygen bottle interconnection	1	T51	85/26
EA3.71.431	PIPE, assembly, from 3-way piece interconnection for 2,250 and 750 litre oxygen bottle to charging valve filter	1	T51	85/27
EA3.71.437	PIPE, assembly, oxygen bottle interconnection	2	T51	85/28
EA3.71.439	PIPE, assembly, interconnection, from 3-way tee-piece to 750 litre oxygen bottle	1	T51	85/29
AS2381	ROD, tension, 1/4" BSF	4	-	85/30
EA1.71.63	SCREW, trunnion, for bottle straps	10	S1	85/31
EA1.71.37	STRAP, oxygen bottle, 750 litre	10	DTD390	85/32
EA1.71.39	STRAP, oxygen bottle, 750 litre	10	DTD390	85/33
EA3.71.391	STRAP, oxygen bottle, 2,250 litre	4	L72	85/34
EA3.71.399	STRAP, oxygen bottle, 2,250 litre	4	L72	85/35
-	NAVIGATOR'S OXYGEN SYSTEM, ASSEMBLY (EG9.71.89) Spares for:-	-	-	86/1
EEAS136	BRACKET, for bonding clip	2	L72	86/2
EB7.71.49	CLAMP, bracket, navigator's pressure reducing valve mounting Attaching parts for EB7.71.49:-	1	T35	86/3
A25/17B	Bolt, 4 BA hex. head	2	-	86/4
AGS2002/B/1	Nut, stiff, 4 BA	2	-	86/5
AS4525/5	CLIP, pipe, 5/16" o/d bonding Attaching parts for AS4525/5:-	6	L72	86/6
A25/1C	Bolt, 2 BA hex. head	1	-	86/7
AGS2002/C/1	Nut, stiff, 2 BA	1	-	86/8
EEAS22/2/ERH	Washer, 'D' (at 2 positions)	1	L72	86/9
EEAS237/11/AH	Washer, 'D' (at 4 positions)	1	L72	86/10

AP.101B-0418-3A

SERVICES  
OXYGEN SYSTEM

Part Number	Description	No. Off	Matl. Spec.	Plate No.
AS4525/3	. . . CLIP, pipe 3/16" o/d bonding	13	L.72	86/11
-	. . . FITTINGS OXYGEN ON PRESSURE	-	-	87/1
-	. . . BULKHEAD ASSEMBLY (EA3.71.505) Spares for:-	-	-	-
EA3.57.21	. . . BRACKET, mounting oxygen master valve	1	DTD625	87/2
EB7.71.21	. . . BRACKET, assembly	2	L.72	87/3
-	. . . Attaching parts for EB7.71.21:-	-	-	-
A25/1C	. . . Bolt, 2 BA hex head	4	-	87/4
AGS2001C1	. . . Nut, stiff, 2 BA	4	-	87/5
SP15C	. . . Washer, 2 BA plain	4	-	87/6
-	. . . RELEASE EMERGENCY OXYGEN PASSENGER'S INSTALLATION (EA3.71.543) Spares for:-	-	-	87/7
EA3.71.541	. . . . . RELEASE EMERGENCY OXYGEN ASSEMBLY Spares for:-	1	-	87/8
EB6.71.591	. . . . . CABLE, emergency release assembly	1	-	87/9
EB6.71.581	. . . . . TUBE, assembly	1	-	87/10
-	. . . . . RELEASE, EMERGENCY OXYGEN NAVIGATOR'S INSTALLATION (EB7.71.5053) Spares for:-	-	-	87/11
EB7.71.5047	. . . . . PLATE, radius	1	L.72	87/12
EB7.71.5049	. . . . . RELEASE EMERGENCY OXYGEN ASSEMBLY Spares for:-	1	-	87/13
EB6.71.591	. . . . . CABLE, emergency release assembly	1	-	87/14
EB7.71.5051	. . . . . TUBE, assembly	1	-	87/15
AGS1112B	. . . . . UNION, body bulkhead fitting Attaching parts for AGS1112B:-	2	-	87/16
A25/2B	. . . . . Bolt, 4 BA hex head	6	-	87/17
EEAS69/2	. . . . . Gasket	1	Neo-K-TEX	87/18
AGS2001B1	. . . . . Nut, stiff, 4 BA	6	-	87/19
AGS1115/2	. . . . . Washer, plate	1	-	87/20
EB7.71.55	. . . HOSE, coupling 7/8" i/d x 1-1/4" o/d x 3" long	4	DTD625	86/12
-	. . . MOUNTING NAVIGATORS OXYGEN REGULATOR ASSEMBLY (EG9.71.51) Spares for:-	-	-	86/13
EG9.71.71	. . . . . PANEL, mounting Attaching parts for EG9.71.71:-	1	L.72	86/14
AS1248/1B	. . . . . Bolt, 4 BA mushroom head	12	-	86/15

SERVICES  
OXYGEN SYSTEM

Part Number	Description	No. Off	Mati. Spec.	Plate No.
R EA3.71.587	. . . MOUNTING ASSEMBLY OXYGEN LINE VALVE (Mod 5268) Spares for:-	1	-	86/30
R A25/1C	. . . BOLT, 2 BA	2	-	86/39
EA3.57.21	. . . BRACKET, mounting	1	DTD825	86/31
R EA3.71.591	. . . LABEL, 0.9mm thick (30B/9611220) (Mod 5268)	1	L.72	86/32
EA3.71.539	. . . PLATE, adaptor assembly Spares for:-	1	-	86/35
AGS2018C2	. . . . NUT, anchor	2	-	86/36
R EA3.71.585	. . . . PLATE, adaptor 1.2mm thick (30B/9611244) Attaching parts for EA3.71.539:-	1	L.73	86/37
A61/1C	. . . Bolt, 2 BA	4	-	86/38
EG9.80.309	. . . STOP, navigators folding table Attaching parts for EG9.80.309:-	1	BS2572	86/16
AS1242/15C	. . . Bolt, 2 BA c'sk head	1	-	86/17
AS1242/18C	. . . Bolt, 2 BA c'sk head	1	-	86/18
EG9.71.9	. . . PIPE, assembly intermediate pressure from reducing valve to tee coupling 5/16" x o/d x 22 SWG	1	L.54	86/19
EG9.71.11	. . . PIPE, assembly intermediate pressure from tee at reducing valve to navigator's oxygen regulator 5/16" o/d x 22 SWG	1	L.54	86/20
EG9.71.13	. . . PIPE, assembly H.P. from tee coupling to reducing valve at coaming tube 3/16" o/d x 22 SWG	1	T.51	86/21
EG9.71.17	. . . PIPE, L.P. between hose couplings under navigators floor 7/8" o/d x 22 SWG	1	L.54	86/22
EG9.71.19	. . . PIPE, L.P. from hose coupling at navigators floor to hose coupling under floor frame 6, 7/8" o/d x 22 SWG	1	L.54	86/23
EG9.71.21	. . . PIPE, L.P. from oxygen regulator to hose coupling at navigators floor 7/8" o/d x 22 SWG	1	L.54	86/24
EG9.71.23	. . . PIPE, assembly intermediate pressure from tee at reducing valve outlet line to passengers oxygen regulator 5/16" o/d x 22 SWG	1	L.54	86/25
EG9.71.81	. . . PIPE, assembly H.P. from tee coupling at navigators reducing valve to main H.P. line 3-way piece frame 5 starboard 3/16" o/d x 22 SWG	1	T.51	86/26
EG9.71.83	. . . PIPE, assembly H.P. from tee coupling at navigators reducing valve to main H.P. line 3-way piece frame 5 port 3/16" o/d x 22 SWG	1	T.51	86/27
EB7.71.67	. . . PIPE, assembly H.P. from stop valve to reducing valve tee port	1	T.51	86/28
EA3.71.453	. . . PIPE, assembly H.P. from oxygen valve to pressure bulkhead connection port	1	T.51	86/29

SERVICES  
OXYGEN SYSTEM

Part Number	Description	No. Off	Matl. Spec.	Plate No.
EEAS22/2ERH	. . . WASHER, 'D'	20	L.72	86/34
-	. PASSENGERS OXYGEN SYSTEM ASSEMBLY (EG9.71.91) Spares for:-	-	-	87/21
EEAS136	. . . BRACKET, pipe clip	3	L.72	87/22
AS4525/3	. . . CLIP, pipe 3/16" o/d Attaching parts for AS4525/3:-	5	L.72	87/23
A25/1C	. . . Bolt, 2 BA hex head	1	-	87/24
AGS2002C1	. . . Nut, stiff 2 BA	1	-	87/25
EEAS22/2ERH	. . . Washer, 'D'	1	L.72	87/26
AS4525/5	. . . CLIP, pipe 5/16" o/d Attaching parts for AS4525/5:-	3	L.72	87/27
A25/1C	. . . Bolt, 2 BA hex head	1	-	87/28
AGS2002C1	. . . Nut, stiff 2 BA	1	-	87/29
EEAS22/2ERH	. . . Washer, 'D'	1	L.72	87/30
EB7.71.55	. . . HOSE, coupling 7/8" i/d x 1-1/4" o/d x 3" long (Make from 32C/445)	3	DTD625 Type 1	87/31
R EB7.71.77	. . . LABEL	1	-	
EG9.71.15	. . . PIPE, L.P. from hose coupling frame 8 to passenger's oxygen regulator forward of frame 7 7/8" o/d x 20 SWG	1	L.54	87/32
EG8.71.97	. . . PIPE, L.P. from hose coupling to passenger's demand oxygen hose connection 7/8" o/d x 20 SWG	1	L.54	87/33
EA3.71.503	. . . PIPE, assembly H.P. from oxygen valve to pressure bulkhead connection starboard	1	T.51	87/34
EA3.71.507	. . . PIPE, assembly H.P. from supply tee to stop valve on pressure bulkhead starboard	1	T.51	87/35
R EA3.71.539	. . . PLATE, adaptor assembly (Mod 5268) Spares for:-	1	-	87/37
AGS2018C2	. . . NUT, anchor	2	-	87/38
R EA3.71.585	. . . PLATE, adaptor, 1.2mm (30B/9611244) Attaching parts for EA3.71.539:-	1	L.73	87/39
A61/1C	. . . Bolt, 2 BA	4	-	87/40
A25/1C	. . . Bolt, 2 BA	2	-	87/41
EEAS22/1ERH	. . . WASHER, 'D'	3	L.72	
EEAS239/2AH	. . . WASHER, 'D'	4	L.72	87/36
-	. PILOT'S OXYGEN SYSTEM ASSEMBLY (EG9.71.93) Spares for:-	-	-	88/1
EEAS136	. . . BRACKET, pipe clip	10	L.72	88/2
EB7.71.43	. . . BRACKET, pipe support frame 3 assembly Attaching parts for EB7.71.43:-	1	DTD124	88/3
A25/1B	. . . Bolt, 4 BA hex head	2	-	88/4
AGS2002B1	. . . Nut, stiff, 4 BA	2	-	88/5
SP15B	. . . Washer, 4 BA plain	2	-	88/6
EB7.71.47	. . . BRACKET, reducing valve mounting aft of frame 1	1	DTD124	88/7
-	. . . BRACKET, PULL-OFF CONNECTOR MOUNTING INSTALLATION (EG7.71.85) Spares for:-	-	-	88/8
EB6.71.243	. . . BRACKET, mounting	1	L.72	88/9

SERVICES  
OXYGEN SYSTEM

Part Number	Description	No. Off	Matl. Spec.	Plate No.
EB7.71.49	. . CLAMP, bracket reducing valve mounting aft of frame 1 Attaching parts for EB7.71.49:-	1	T.35	88/10
A25/17B	. . Bolt, 2 BA hex head	2	—	88/11
AGS2002B1	. . Nut, stiff, 4 BA	2	—	88/12
AS4525/3	. . CLIP, pipe 3/16" o/d	5	—	88/13
EB7.71.169	. . CLIP, half pipe clamping forward of frame 3 Attaching parts for EB7.71.169:-	1	DTD124	88/14
A25/1B	. . Bolt, 4 BA hex head	2	—	88/15
AGS2002B1	. . Nut, stiff, 4 BA	2	—	88/16
SP15B	. . Washer, 4 BA plain	2	—	88/17
—	. . GUARD PIPE AFT OF FRAME 3 INSTALLATION (EG9.71.101) Consisting of:-	—	—	88/18
EG7.71.147	. . . GUARD, pipe assembly Attaching parts for EG7.71.147:-	1	L.72	88/19
4101/7/3/8"	. . . Screw, self tapping round head	6	—	88/20
EG9.71.103	. . . PACKING, pipe guard 16 SWG	1	L.72	88/21
EB7.71.55	. . HOSE, connecting 7/8" i/d x 1.1/4" o/d x 3" long (Make from 32C/445)	5	DTD625	88/22
—	. . MOUNTING PILOTS DEMAND OXYGEN REGULATOR ASSEMBLY (EB7.71.51) Spares for:-	—	—	88/23
EB6.71.105	. . . BRACKET, mounting assembly	1	—	88/24
6D/575	. . PIECE, connecting 2-way Mk.3A	3	—	88/25
EG9.71.25	. . PIPE, assembly H.P. from supply tee to oxygen contents gauge at pilot's panel between frames 2 and 3 starboard 3/16" o/d x 22 SWG	1	T.51	88/26
EG9.71.27	. . PIPE, assembly H.P. from forward supply line tee forward of frame 2 to pilot's panel forward oxygen contents gauge between frames 2 and 3 starboard 3/16" o/d x 22 SWG	1	T.51	88/27
EG9.71.29	. . PIPE assembly H.P. from non-return valve forward of frame 2 to supply line tee at oxygen contents gauge between frames 2 and 3 starboard 3/16" o/d x 22 SWG	1	T.51	88/28
EG9.71.31	. . PIPE, assembly H.P. from supply line tee frame 5 to tee at oxygen contents gauge, between frames 2 and 3 starboard 3/16" o/d x 22 SWG	1	T.51	88/29

Ref. No.	Part No.	Description							No. off	Matl. Spec.	Cl. of Equip. M.R. L.M.	Fig. and Index
		1	2	3	4	5	6	7				
1438819	E.G7.71.37								1	T.51	C	88/30
1438820	E.G7.71.39								1	T.51	C	88/31
1438821	E.G7.71.43								1	T.51	C	88/32
34956	E.G7.71.87								1	T.9 or L.54	C	88/33
1438822	E.G7.71.89								1	T.9 or L.54	B	88/34
1438823	E.G7.71.93								1	T.9 or L.54	B	88/35
1438824	E.G7.71.95								1	T.9 or L.54	B	88/36
34957	E.G7.71.101								1	L.54	C	88/37
1438825	E.G7.71.103								1	L.54	C	88/38
1438826	E.G7.71.105								1	L.54	C	88/39
34958	E.G7.71.107								1	L.54	C	88/40
1438827	E.G7.71.109								1	T.51	C	88/41
34959	E.G7.71.111								1	T.51	C	88/42
1438828	E.G7.71.117								1	T.51	C	88/43
	-								-	-	-	88/44
34962	E.G7.71.79								1	-	B	88/45
34485	E.B6.71.591								1	-	C	88/46

SERVICES  
OXYGEN SYSTEM

Ref. No.	Part No.	Description							No. off	Matl. Spec.	Cl. of Equip. M.R. L.M.	Fig. and Index
		1	2	3	4	5	6	7				
26DK/33179	E.G7.71.83								1	L.72	-	88/47
	E.G7.71.151								1	-	-	88/48
	EEAS.21A/4/DR								12	L.72	-	88/49
	EEAS.21/9/DR								11	L.72	C	88/50
	EEAS.22/2/ERH								4	L.72	-	88/51

SERVICES  
PITOT AND STATIC PIPES,  
CENTRE FUSELAGE

Ref. No.	Part No.	Description	No. off	Matl. Spec.	Cl. of Equip. M.R. L.M.	Fig. and Index
	-	PITOT AND STATIC PIPES IN CENTRE FUSELAGE, ASSEMBLY (E.A3.80.657) Spares for:-	-	-	-	89/1
28F/13603	AGS.838/8	BUSH, rubber, union	11	-	C	89/2
5526	EEAS.91/3	CLIP, pipe, double, 3/8" o/d	2	L.72	C	89/3
6443	E.A1.80.891	FAIRLEAD, frames 14, 16 and 17	3	LFS.21	C	89/4
		Attaching parts for E.A1.80.891:-				
28D/1011013	A25/13B	Bolt, 4 BA hex. head, frames 14, 15 and 17	2	-	C	89/5
28D/1212276	A25/15B	Bolt, 4 BA hex. head, frame 16	2	-	C	89/6
28M/1278189	AGS.2001/B/1	Nut, stiff, 4 BA	2	-	C	89/7
28W/9419474	SP.15/B	Washer, 4 BA plain	2	-	C	89/8
		FAIRLEAD, frame 15	1	LFS.21	C	89/9
		Attaching parts for E.A3.80.1655:-				
28D/1011013	A25/13B	Bolt, 4 BA hex. head	2	-	C	89/10
28M/1278189	AGS.2001/B/1	Nut, stiff, 4 BA	2	-	C	89/11
28W/9419474	SP.15/B	Washer, 4 BA plain	2	-	C	89/12
		NUT, union	11	-	C	89/13
28F/1013780	AGS.838/4	PIPE, static, from transport joint union to drain trap, 5/16" o/d x 22 SWG	1	L.54	-	89/14
	E.A3.80.1637	PIPE, static, from drain trap to A.M.U. coupling, 5/16" o/d x 22 SWG	1	L.54	-	89/15
	E.A3.80.1639	PIPE, pitot, from drain trap to tee union aft of frame 17, 5/16" o/d x 22 SWG	1	L.54	-	89/16
	E.A3.80.1641	PIPE, pitot, from transport joint union to drain trap, 5/16" o/d x 22 SWG	1	L.54	-	89/17
	E.A3.80.1643	PIPE, pitot, from tee union aft of frame 17 to A.M.U. coupling, 5/16" o/d x 22 SWG	1	L.54	-	89/18
	E.A3.80.1649	PIPE, drain, reservoir	2	L.54	C	89/19
3400	AGS.838/6	TRAP, drain	1	-	C	89/20
28F/1046323	AGS.838/1	UNION, body, straight	1	-	C	89/21
28F/1046307	AGS.838/2	UNION, body, tee	3	-	C	89/22
28F/1046308	EEAS.21/2/ERH	WASHER, 'D'	14	L.72	C	89/23
5259	AGS.838/7	WASHER, rubber	1	-	C	89/24
28F/11697						

SERVICES  
PITOT AND STATIC PIPES  
IN FRONT FUSELAGE

Part Number	Description	No. Off	Matl. Spec.	Plate No.
R EG9.80.277	. PIPE, static, from tee aft of frame A, to zero reader tee-piece, 5/16" o/d x 22 SWG	1	L54	90/19
R EG9.80.449	. PIPE, pitot, from tee at pilot's flying panel to flexible hose connection, 5/16" o/d x 22 SWG	1	L54	91/9
EG9.80.451	. PIPE, static, between low pressure tees aft of frame 1, 5/16" o/d x 22 SWG	1	L54	91/10
EG9.80.455	. PIPE, static, from low pressure tee at pilot's flying panel to machmeter, 5/16" o/d x 22 SWG	1	L54	91/11
EG9.80.463	. PIPE, static, from flexible hose at pilot's panel to main static line tee aft of frame 1, 5/16" o/d x 22 SWG	1	L54	91/12
EG9.80.465	. PIPE, static, from flexible hose at pilot's panel to main pitot line tee, aft of frame 1, 5/16" o/d x 22 SWG	1	L54	91/13
EG9.80.467	. PIPE, static, from coupling aft of frame 4 to drain trap tee aft of frame 5, 5/16" o/d x 22 SWG	1	L54	90/20
EG9.80.469	. PIPE, pitot, from coupling aft of frame 4 to drain trap tee aft of frame 5, 5/16" o/d x 22 SWG	1	L54	90/21
EG9.80.471	. PIPE, static, from drain trap tee, to tee for navigator's panel run, forward of frame 6, 5/16" o/d x 22 SWG	1	L54	90/22
EG9.80.473	. PIPE, pitot, from drain trap tee to tee for navigator's panel run, forward of frame 6, 5/16" o/d x 22 SWG	1	L54	90/23
EG9.80.475	. PIPE, static, from tee forward of frame 6, to adaptor outlet at pressure bulkhead, 5/16" o/d x 22 SWG	1	L54	90/24
EG9.80.477	. PIPE, pitot, from tee forward of frame 6 to adaptor outlet at pressure bulkhead, 5/16" o/d x 22 SWG	1	L54	90/25
EG9.80.479	. PIPE, pitot, from tee to coupling, navigator's panel pipe run, forward of frame 6, 5/16" o/d x 22 SWG	1	L54	90/26
EG9.80.481	. PIPE, static, from tee to coupling, navigator's panel pipe run, forward of frame 6, 5/16" o/d x 22 SWG	1	L54	90/27
EG9.80.497	. PIPE, static, from low pressure tee to elbow at altimeter, navigator's panel pipe run, 5/16" o/d x 22 SWG (Mod. 4866 Part A)	1	L54	90/28
EG4.80.517	. PIPE, pitot, assembly (Mod. 4866 Part A)	1	-	
EG4.80.1071	. PIPE, static, assembly (Mod. 4866 Part A)	1	-	
EG4.80.1073	. PIPE, static, assembly (Mod.4866 Part A)	1	-	
EG4.80.1075	. PIPE, static, assembly (Mod. 4866 Part A)	1	-	
EG4.80.1081	. PIPE, static, assembly (Mod. 4866 Part A)	1	-	
EG4.80.1083	. PIPE, static, assembly (Mod. 4866 Part A)	1	-	

SERVICES  
PITOT AND STATIC PIPES  
IN FRONT FUSELAGE

Part Number	Description	No. Off	Matl. Spec.	Plate No.						
					1	2	3	4	5	6
EG9.80.499	. PIPE, pitot, from hose connection to tee at A.S.I. navigator's panel pipe run, 5/16" o/d x 22 SWG	1	L54	90/29						
EG9.80.501	. PIPE, static, from hose connection to tee at A.S.I. navigator's panel pipe run, 5/16" o/d x 22 SWG	1	L54	90/30						
EG9.80.503	. PIPE, pitot, from coupling to hose connection, for navigator's panel, between frames 5 and 6, 5/16" o/d x 22 SWG	1	L54	90/31						
EG9.80.505	. PIPE, static, from coupling to hose connection, for navigator's panel, between frames 5 and 6, 5/16" o/d x 22 SWG	1	L54	90/32						
R EA3.80.1571	. PIPE, static, from tee at centre line to starboard static vent, forward of frame A (Pre Mod 5197)	1	L54	91/14						
R EA3.80.6683	. PIPE, static, assembly, 5/16" o/d x 22 SWG	1	L54							
R EA3.80.1573	. PIPE, static, from tee at centre line to port static vent, forward of frame A (Pre Mod 5197)	1	L54	91/15						
R EA3.80.6681	. PIPE, static, assembly, 5/16" o/d x 22 SWG (Mod 5197)	1	L54							
EA3.80.1575	. PIPE, static, from static vent tee to tee for zero reader and main static line, between frame A and frame 1	1	L54	91/16						
EA3.80.1579	. PIPE, static, between tee and drain trap tee, frame 1	1	L54	91/17						
EA3.80.1581	. PIPE, static, from drain trap tee frame 1 to tee for run to pilot's flying panel	1	L54	91/18						
EA3.80.1603	. PIPE, static, from drain trap tee aft of pressure bulkhead to coupling aft of frame 12	1	L54	90/33						
EA3.80.1617	. PIPE, pitot, from drain trap tee aft of frame 1 to tee for run to pilot's flying panel	1	L54	90/35						
EA3.80.1745	. PIPE, pitot, from coupling aft of frame A to tee at frame 1	1	L56	90/36						
EA3.80.2385	. PIPE, pitot, from drain trap tee, frame A to coupling aft of frame A	1	L56	90/37						
EA3.80.1751	. PIPE, pitot, between tee unions, frame 1	1	L54	90/38						
EB6.80.679	. PIPE, pitot, from connection aft of bomb aimer's window to drain tee, frame A	1	L54	90/39						
EB6.80.681	. PIPE, pitot, from drain trap tee frame A, to union adapter	1	L54	90/40						
EA3.80.2389	. PIPE, pitot, from pressure head to coupling, aft of bomb aimer's window	1	L56	90/41						
EA3.80.2737	. PIPE, static, from tee aft of frame 1 to drain trap tee aft of frame 4	1	L54	90/42						
EA3.80.2739	. PIPE, pitot, from tee aft of frame 1 to tee aft of frame 4	1	L54	90/43						
EG9.80.1113	. PIPE, static, assembly (Mod 4866 Part A)	1	-							
EG4.80.1149	. PIPE, static, assembly (Mod 4866 Part A)	1	-							
EG9.80.1105	. PIPE, static, assembly (Mod 4866 Part A)	1	-							
EB6.80.675	. PIPE, static, from drain trap tee to zero reader hose coupling forward of frame 1	1	L54	90/44						
EG9.80.1157	. PIPE, flex, static assembly (Mod 4866 Part A)	1	-							
EG9.80.1139	. PIPE, static, assembly (Mod 4866 Part A)	1	-							
EG9.80.1141	. PIPE, static, assembly (Mod 4866 Part A)	1	-							
EG9.80.1143	. PIPE, static, assembly (Mod 4866 Part A)	1	-							
EA3.80.6563	. PIPE, static, assembly (Mod 4866 Part A)	1	-							
EA3.80.6603	. PIPE, flex, static, assembly (Mod 4866 Part A)	1	-							
EG7.80.2071	. PIPE, static, assembly (Mod 4866 Part A)	1	-							
EG4.80.1057	. PIPE, static, assembly (Mod 4866 Part B)	1	-							
EG9.80.1109	. PIPE, static, assembly (Mod 4866 Part B)	1	-							
EG9.80.1107	. PIPE, flex, static, assembly (Mod 4866 Part B)	1	-							
EG9.80.1111	. PIPE, flex, static, assembly (Mod 4866 Part B)	1	-							


SERVICES  
PITOT AND STATIC PIPES  
IN FRONT FUSELAGE

Part Number	Description	No. Off	Matl. Spec.	Plate No.
EEAS20/2/CR	. TAB, locking	1	L72	90/45
EA3.80.1671	. TUBE, adapter, 5/16" o/d x 20 SWG	5	L54	91/19
AS2811/5/09	. TUBE, distance, for clip at flying panel	1	L62	91/20
AS2811/5/10	. TUBE, distance, for clip at flying panel	1	L62	91/21
EG9.80.281	. TUBE, flexible rubber, static, for navigator's panel, ".30 i/d x 9/16" o/d x 8" long (Make from 32C/679)	1	Maricon Type H	90/46
EG9.80.287	. TUBE, flexible, rubber, static line to zero reader, 15" long (Make from Dunlop AH-032434/30.8)	1	—	90/47
EG9.80.519	. TUBE, flexible rubber, pitot line to pilot's panel, ".30 i/d x 9/16" o/d x 10" long (Make from 32C/679)	1	Maricon Type H	91/22
EG9.80.989	. TUBE, flexible rubber, pitot, for navigator's panel, ".30 i/d x 9/16" o/d x 6".5 long (Make from 32C/679)	1	Maricon Type H	90/48
EA3.80.2839	. TUBE, flexible rubber (Make from 32C/679)	1	Maricon Type H	91/23
EA1.80.711	. UNION, bulkhead, pitot static lines at pressure bulkhead Attaching parts for EA1.80.711:—	1	L65	91/24
A25/2B	. Bolt, 4 BA hex. head	6	—	91/25
AGS2001/B/1	. Nut, stiff, 4 BA	6	—	91/26
EA1.80.713	. Ring, sealing	1	Neo-K-Tex	91/27
SP13/B	. Washer, 4 BA plain	12	—	91/28
AGS1115/3	. Washer, plate	1	—	91/29
KOLLSMAN L83271-00-000	. UNIT, pressure error correction	1	—	
EA3.80.1997	. VENT, static, assembly (Pre Mod 5197) Spares for:—	2	—	91/30
EA3.80.2001	. . . PACKING	1	—	91/31
EA3.80.2005	. . . PLATE, clamping	1	—	91/32
EA3.80.2003	. . . SEALING	1	—	91/33
EA3.80.1999	. . . VENT, static Spares for:—	1	—	91/34
EA3.80.1769	. . . BUSH Attaching parts for EA3.80.1997:—	1	—	91/35
BA4	. Nut, aerotight, 4 BA	4	—	91/36
AGS1582C	. Washer, 4 BA	4	—	91/37
EB7.80.769	. VENT, static, assembly, port (Mod 5197)	1	—	91/38
EB7.80.770	. VENT, static, assembly, stbd (Mod 5197) Spares for:—	1	—	91/39
EB7.80.777	. . . PACKING, port and stbd	1	—	91/40
EB7.80.773	. . . PLATE, clamping, port	1	—	91/41
EB7.80.774	. . . PLATE, clamping, stbd	1	—	91/42
EB7.80.775	. . . SEAL, port and stbd	1	—	91/43
EB7.80.771	. . . VENT, static, port	1	—	91/44
EB7.80.772	. . . VENT, static, stbd Attaching parts for EB7.80.769 or EB7.80.770:—	1	—	91/45
EA9.80.1179 or	. Bolt, special	4	—	91/46
EA9.80.1273	. Bolt, special	4	—	
AGS2001B4	. Nut, stiff, 4 BA	4	—	91/47
AGS1582C	. Washer, plain, 4 BA	4	—	91/48
EEAS21/2/DO	. WASHER, 'D' pipe clip from pressure head	1	L59	
EEAS21/4/ER/H	. WASHER, 'D', for bonding clips	2	L72	
EEAS239/1/AH	. WASHER, 'D', for bonding clips	5	L72	90/49

AP101B-0418-3A

SERVICES  
PITOT AND STATIC PIPES,  
PORT MAINPLANE

Part Number	Description	No. Off	Matl. Spec.	Plate No.
-	PITOT AND STATIC PIPES, IN PORT MAINPLANE ASSEMBLY (EA3.80.659) Spares for:-	-	-	92/1
R AGS838/8	. BUSH, rubber (Mod. 5198)	12	-	92/5
R AGS838/9	. BUSH, rubber (Mod. 5198)	2	-	92/6
R EEAS91/2	. CLIP (Mod. 5198)	4	-	92/7
-	. MOUNTING OF AIR MILEAGE UNIT, ASSEMBLY (EA1.80.781) Spares for:-	-	-	92/2
R 6B4343636	. UNIT, air mileage, Mk. 4A Attaching parts for 6B/4343636:-	1	-	92/3
A25/3C	. Bolt, 2 BA hex. head	6	-	92/4
R AGS838/4	. NUT, union (Mod. 5198)	12	-	92/8
R EB2.70.1037	. PIECE, spacing (Mod. 5198)	2	-	92/9
R EA3.80.659E	. PIPE, drain, reservoir, 5/16" o/d x 22 SWG	2	L54	92/10
R AGS838/6	. TRAP, drain (Mod. 5198)	2	-	92/11
EA3.80.1817	. TUBE, pitot, from drain trap to A.M.U.	1	L54	92/12
EA3.80.1823	. TUBE, pitot, from drain trap to wing fuselage coupling	1	L54	92/13
EA3.80.1819	. TUBE, static, from drain trap to A.M.U.	1	L54	92/14
EA3.80.1821	. TUBE, static, from drain trap to wing fuselage coupling	1	L54	92/15
AGS838/2	. UNION, body, tee	4	-	92/16



A.P.101B-0418-3A		SERVICES AIR VENTILATED SUIT SYSTEM IN CENTRE FUSELAGE					Page N1					
Ref. No.	Part No.	Description							No. off	Matl. Spec.	Cl. of Equip. M.R. L.M.	Fig. and Index
		1	2	3	4	5	6	7				
	—	AIR VENTILATED SUIT SYSTEM IN CENTRE FUSELAGE, ASSEMBLY (E.G9.75.57) Spares for:—							—	—	—	
40653	E.A3.75.643	BRACKET, attachment, for pipe clips							6	L.72	C	1/1
6734	EEAS.136	BRACKET, attachment, for clips							3	L.72	C	1/2
32774	E.A3.73.971	CLAMP, pipe, forward face of frame 13							1	LFS.21, 23 or 26	C	1/3
		Attaching parts for E.A3.73.971:—										
28D/1212276	A25/15B	Bolt, 4 BA hex. head							2	—	C	1/4
28M/9403519	A27/BP	Nut, 4 BA plain							2	—	C	1/5
28W/9416642	SP.47/B	Washer, 4 BA spring							2	—	C	1/6
	E.G9.75.71	CLIP, U, pipe saddle at frames 20 and 21							2	L.72	—	1/7
		Attaching parts for E.G9.75.71:—										
28D/1017157	A25/25C	Bolt, 2 BA hex. head (at frame 20)							2	—	C	1/8
28D/1212399	A25/28C	Bolt, 2 BA hex. head (at frame 21)							1	—	C	1/9
28D/1212400	A25/29C	Bolt, 2 BA hex. head (at frame 21)							1	—	C	1/10
28W/9419402	SP.13/C	Washer, 2 BA plain							3	—	C	1/11
	E.G9.75.73	CLIP, U, pipe saddle, at frame 23							1	L.72	—	1/12
		Attaching parts for E.G9.75.73:—										
	E.G9.75.69	Block, packing							1	BS.2572 Type F3	—	1/13
28D/9133013	A25/5C	Bolt, 2 BA hex. head							2	—	C	1/14
28M/1278190	AGS.2001/C/1	Nut, stiff, 2 BA							2	—	C	1/15
28W/9419402	SP.13/C	Washer, 2 BA plain							4	—	C	1/16
	E.G9.75.75	CLIP, 'P', frames 22, 23 and 24							3	L.72	—	1/17
	—	CUT-IN, COLD AIR, PIPE RUN ACROSS BOMB BAY, AFT OF FRAME 20, INSTALLATION (E.A3.75.585) Spares for:—							—	—	—	
15181	E.B6.75.213	CLIP, pipe saddle							2	L.72	C	1/18
		Attaching parts for E.B6.75.213:—										
28D/9133012	A25/3C	Bolt, 2 BA hex. head							2	—	C	1/19
28M/1278190	AGS.2001/C/1	Nut, stiff, 2 BA							2	—	C	1/20
28474	E.B6.75.593	Packing, fibre							2	LFS.21	C	1/21
28W/9419475	SP.15/C	Washer, 2 BA plain							2	—	C	1/22
32775	E.A3.75.605	PIPE, assembly, from starboard wing connection to tee joint							1	L.56	C	2/1
32776	E.A3.75.607	PIPE, assembly, from tee joint to coupling, port							1	T.26	C	2/2
15183	E.B6.75.219	PIPE, assembly, from coupling to port wing connection							1	L.56	C	2/3
1438788	E.G9.75.63	FAIRLEAD, assembly, frame 19							1	BS.2572 Type F3	C	1/23
		Attaching parts for E.G9.75.63:—										
28D/9140649	A25/23C	Bolt, 2 BA hex. head							2	—	C	1/24
28M/1278190	AGS.2001/C/1	Nut, stiff, 2 BA							2	—	C	1/25
	E.G9.75.87	Strip, capping							1	L.72	LM	1/26
28W/9419402	SP.13/C	Washer 2 BA plain							4	—	C	1/27

SERVICES  
AIR VENTILATED SUIT SYSTEMS  
IN CENTRE FUSELAGE

Ref. No.	Part No.	Description	No. off	Matl. Spec.	Cl. of Equip. M.R. L.M.	Fig. and Index
1438789	E.G9.75.65	FAIRLEAD, frame 20 and 21	2	BS.2572 Type F3	C	1/28
32764	E.G9.75.127	PACKING, fairlead, at frame 22	1	L.72	—	1/29
	E.A3.04.14151	PIPE, assembly, from coupling forward of frame 13, to coupling aft of frame 13, port	1	L.54	C	2/4
32765	E.A3.04.14153	PIPE, assembly, from coupling aft of frame 13, to coupling aft of frame 17, port	1	L.54	C	2/5
32773	E.A3.04.14215	PIPE, assembly, from coupling aft of frame 17, port, to water extractor	1	L.54	C	2/6
32769	E.A3.75.599	PIPE, bend, assembly, from water extractor forward of frame 20	1	L.54 or L.59	C	2/7
1439021	E.G9.75.121	PIPE, assembly, from water extractor bend pipe, forward of frame 20 to coupling forward of frame 21, port	1	L.54	C	2/8
32768	E.A3.75.597	PIPE, assembly, from tee piece aft of frame 20 to coupling forward of frame 22, starboard	1	L.54	C	2/9
1438791	E.G9.75.61	PIPE, assembly, from coupling forward of frame 21, to coupling aft of frame 24, port	1	L.54	C	2/10
32767	E.A3.75.595	PIPE, assembly, from coupling forward of frame 22 to coupling aft of frame 24, starboard	1	L.54	C	2/11
32771	E.A3.75.629	PIPE, assembly, from coupling aft of frame 24 to coupling aft of frame 28, port	1	L.54	C	2/12
32766	E.A3.75.593	PIPE, assembly, from coupling aft of frame 24 to coupling aft of frame 28, starboard	1	L.54	C	2/13
32760	E.A3.75.631	PIPE, assembly, transverse, bend, from coupling aft of frame 28, port, to centre coupling forward of frame 29	1	—	C	2/14
32772	E.A3.75.633	PIPE, assembly, transverse, bend, from coupling aft of frame 28, starboard, to centre coupling forward of frame 29	1	—	C	2/15
	—	SEPARATOR, WATER, INSTALLATION (E.G9.75.129) Spares for:—	—	—	—	
	E.A3.04.14131	BRACKET, assembly	1	L.72	—	2/16
	E.A3.04.14133	CHANNEL, assembly	1	L.72	—	2/17
	E.A3.04.14141	CHANNEL	1	L.72	—	2/18
32752	E.A3.04.14143	CLIP, attachment, for water extractor Attaching parts for E.A3.04.14143:—	1	—	C	2/19
28D/9436920	A25/1C	Bolt, 2 BA, hex. head	2	—	C	2/20
	E.A3.04.14201	Pad, stress	2	—	—	2/21
28W/9419402	SP.13/C	Washer, 2 BA, plain	2	—	C	2/22
32751	E.A3.75.613	CONNECTION, water extractor vent pipe	1	L.65	C	2/23
27UA/1952	GODFREY 119013	EXTRACTOR, water, WE5, Mk. 4	1	—	A	2/24
32750	E.A3.04.14145	PIPE, assembly, water extractor vent	1	—	C	2/25
981	EEAS.20/2/DR	TAB, locking	1	L.72	C	2/26
5259	EEAS.21/2/ERH	WASHER, 'D', clip attachments	34	L.72	C	1/30

A.P.101B-0418-3A		SERVICES AIR VENTILATED SUIT SYSTEM IN FRONT FUSELAGE					Page NA1				
Ref. No.	Part No.	Description						No. off	Matl. Spec.	Cl. of Equip. M.R. L.M.	Fig. and Index
		1	2	3	4	5	6				
	—	AIR VENTILATED SUIT SYSTEM IN FRONT FUSELAGE, ASSEMBLY (E.G9.75.5)						—	—	—	3/1
	—	Spares for:—									
	—	CONNECTION AT FRAME 12, INSTALLATION (E.G9.75.9)						—	—	—	3/2
	—	Consisting of:—									
28D/9133011	A.25/2C	BOLT, 2 BA hex. head						6	—	C	3/3
28F/9486111	AGS.1142/H	NIPPLE, adaptor, 1" o/d pipe						1	—	C	3/4
28M/1278190	AGS.2001/C/1	NUT, stiff, 2 BA						6	—	C	3/5
26DK/24406	EEAS.20/9/DR	TAB, locking						1	L.72	C	3/6
32745	E.A3.04.14101	WASHER, plate						1	—	C	3/7
	—	CONNECTION, PIPE, PRESSURE BULKHEAD, ASSEMBLY (E.A3.04.14015)						—	—	—	4/1
	—	Spares for:—									
28F/9996122	AGS.1112/H	BODY, union, flanged bulkhead						1	—	C	4/2
	—	Attaching parts for AGS.1112/H:—									
28D/9133011	A.25/2C	Bolt, 2 BA hex. head						6	—	C	4/3
28M/1278190	AGS.2001/C/1	Nut, stiff, 2 BA						6	—	C	4/4
26DK/4762	EEAS.20/3/DU	Tab, locking						2	S.515	C	4/5
28F/14657	AGS.1115/10	Washer, plate						1	—	C	4/6
37856	E.A4.75.253	Washer, sealing						1	—	C	4/8
28W/9419402	SP.13/C	Washer, 2 BA plain						6	—	C	4/7
33350	E.B6.75.1037	DUCTING "FLEXFLYTE", from pilot's control valve tapered pipe to connection at pressure bulkhead						1	—	C	3/8
26DK/10317	EE.11/2	EXTRUSION, section						QR	—	C	3/9
	E.G9.75.19	PIPE, assembly, from coupling, forward of frame 11 to connection at frame 12, 1" o/d x 22 SWG						1	L.54	—	3/10
	E.G9.75.21	PIPE, assembly, from coupling at frame 10 to coupling forward of frame 11, 1" o/d x 22 SWG						1	L.54	—	3/11
1438779	E.G9.75.23	PIPE, assembly, from coupling at frame 10, to pressure bulkhead, 1" o/d x 22 SWG						1	L.54	C	3/12
	—	PIPES, GROUND SUPPLY CONNECTION, PRESSURE RELIEF AND REDUCING VALVES, FRAMES 12-13, INSTALLATION (E.G9.75.35)						—	—	—	4/9
	—	Spares for:—									
32759	E.A3.04.14221	BLOCK, mounting, pressure relief valve						1	—	C	4/10
	—	Attaching parts for E.A3.04.14221:—									
28D/1011023	A.25/20C	Bolt, 2 BA hex. head						2	—	C	4/11
28W/9419475	SP.15/C	Washer, 2 BA plain						2	—	C	4/12
	E.G9.75.41	BRACKET, assembly						1	L.72	—	4/13
	—	Attaching parts for E.G9.75.41:—									
28D/9436920	A.25/1C	Bolt, 2 BA hex. head						2	—	C	4/14
28M/9403520	A.27/CP	Nut, 2 BA plain						2	—	C	4/15
28W/9419475	SP.15/C	Washer, 2 BA plain						2	—	C	4/16

SERVICES  
AIR VENTILATED SUIT SYSTEM  
IN FRONT FUSELAGE

Ref. No.	Part No.	Description							No. off	Matl. Spec.	Cl. of Equip. M.R. L.M.	Fig. and Index
		1	2	3	4	5	6	7				
28D/9133011	A.25/2C	Attaching parts for E.C4.75.19 or E.A3.75.609:—							2	—	C	4/41
28M/1278190	AGS.2001/C/1	Bolt, 2 BA hex. head							1	—	C	4/42
28W/9419402	SP.13/C	Nut, stiff, 2 BA							2	—	C	4/43
		Washer, 2 BA plain										
26DK/36439	EEAS.21A/8/ER	WASHER, 'D', clip attachment							1	L.72	C	4/44

SERVICES  
CABIN PRESSURE SYSTEM  
IN FRONT FUSELAGE

Part Number	Description	No. Off	Matl. Spec.	Plate No.
—	CABIN PRESSURE SYSTEM IN FRONT FUSELAGE, ASSEMBLY (EG9.75.3) Spares for:—	—	—	—
EA3.75.83	. ADAPTER, non-return valve mounting	1	Mag. Alloy	5/1
R GODFREY 22688	. ADAPTER, water extractor drain	1	—	6/1
EA3.75.177	. BRACKET, pipe support clip	4	L72	7/1
EA3.75.283	. BRACKET, pipe mounting	1	L72	7/2
EA3.75.547	. BRACKET, pipe support clip	1	L72	5/2
EB6.75.369	. BRACKET, water extractor forward support Attaching parts for EB6.75.369:—	1	L72	6/2
A25/11C	. Bolt, 2 BA hex. head	4	—	6/3
AGS2001/C/1	. Nut, stiff, 2 BA	4	—	6/4
AS2811/5/093	. Piece, distance	4	L62	6/5
SP15/C	. Washer, 2 BA plain	4	—	6/6
EB6.75.591	. BRACKET, water extractor aft support Attaching parts for EB6.75.591:—	1	L72	6/7
A25/11C	. Bolt, 2 BA hex. head	4	—	6/8
AGS2001/C/1	. Nut, stiff, 2 BA	4	—	6/9
AS2811/5/093	. Piece, distance	4	L62	6/10
SP15/C	. Washer, 2 BA plain	4	—	6/11
EB6.75.621	. BRACKET, pipe support clip, aft of frame 1 Attaching parts for EB6.75.621:—	1	L72	6/12
AS1246/1/2B	. Bolt, 4 BA round head	2	—	6/13
AGS2001/B/2	. Nut, stiff, 4 BA	2	—	6/14
EB6.75.699	. BRACKET, pipe support, frame 12A Attaching parts for EB6.75.699:—	1	L72	6/15
A25/1B	. Bolt, 4 BA hex. head	1	—	6/16
A25/1C	. Bolt, 2 BA hex. head	1	—	6/17
AGS2001/B/1	. Nut, stiff, 4 BA	1	—	6/18
AGS2001/C/1	. Nut, stiff, 2 BA	1	—	6/19
SP15/B	. Washer, 4 BA plain	1	—	6/20
SP15/C	. Washer, 2 BA plain	1	—	6/21
EEAS136	. BRACKET, pipe support clip	1	—	7/3
—	. CABIN PRESSURE STATIC LINE, ASSEMBLY (EG9.75.109) Spares for:—	—	—	8/1
EEAS136	. . BRACKET, pipe support clip	3	—	8/2
EA3.80.2473	. . BRACKET, clip support, frame 7 Attaching parts for EA3.80.2473:—	1	—	8/3
A25/1B	. . Bolt, 4 BA hex. head	2	—	8/4
A27/BP	. . Nut, 4 BA plain	2	—	8/5
SP47/B	. . Washer, 4 BA spring	2	—	8/6
EEAS91/2	. . CLIP, pipe, double	13	L72	8/7
EEAS143/7 or AS4525/5	. . CLIP, pipe, single (Pre Alt.R60/91 — Mod 5102)	8	L72	8/8
EG9.80.537	. . CLIP, pipe (Alt. R60/91 — Mod 5102)	8	—	8/8
	. . PIPE, static vent, from coupling aft of frame 4 to coupling aft of frame 5, 5/16" o/d x 22 SWG	1	L54	8/9

SERVICES  
CABIN PRESSURE SYSTEM  
IN FRONT FUSELAGE

Part Number	Description	No. Off	Matl. Spec.	Plate No.
EG9.80.539	. . PIPE, static, vent, from coupling aft of frame 5 to coupling aft of frame 7, 5/16" o/d x 22 SWG	1	L54	8/10
EG9.80.541	. . PIPE, static vent, from coupling aft of frame 7 to drain pipe tee at pressure bulkhead, 5/16" o/d x 22 SWG	1	L54	8/11
EA3.80.1649	. . PIPE, drain, from tee aft of frame A, and tee pressure bulkhead	2	L54	8/12
EA3.80.1965	. . PIPE, static vent, from tee to master control valve, at pressure bulkhead	1	L56	8/13
EA3.80.1971	. . PIPE, static vent, from drain trap tee aft of frame A to coupling aft of frame 4, 5/16" o/d x 22 SWG	1	L56	8/14
EA3.80.1973	. . PIPE, static vent, from tee piece at frame 'B', to tee piece aft of frame 'A', 5/16" o/d x 22 SWG	1	L56	8/15
R EA3.80.1975	. . PIPE, static vent, from tee piece at frame 'B', to static vent connection in fuselage skin, port, 5/16" o/d x 22 SWG (Pre Mod 5197)	1	L56	8/16
R EA3.80.6685	. . PIPE, static, assembly, 5/16" o/d x 22 SWG (Mod 5197)	1	L54	
R EA3.80.1977	. . PIPE, static vent, from tee piece at frame 'B', to static vent connection in fuselage skin, starboard, 5/16" o/d x 22 SWG (Pre Mod 5197)	1	L56	8/17
R EA3.80.6687	. . PIPE, static, assembly, 5/16" o/d x 22 SWG	1	L54	
EA1.75.105	. CLIP, pipe, frames 2 and 6 Attaching parts for EA1.75.105:--	2	L72	7/4
A25/1C	. Bolt, 2 BA hex. head	2	—	7/5
AGS2001/C/1	. Nut, stiff, 2 BA	2	—	7/6
SP15/C	. Washer, 2 BA plain	2	—	7/7
EA2.75.37	. CLIP, pipe, 1-1/2" dia. Attaching parts for EA2.75.37:--	5	L72	7/8
A25/1C	. Bolt, 2 BA hex. head	2	—	7/9
AGS2001/C/1	. Nut, stiff, 2 BA	2	—	7/10
SP15/C	. Washer, 2 BA plain	2	—	7/11
EB6.75.623	. CLIP, pipe Attaching parts for EB6.75.623:--	1	S3	7/12
AS1246/1/2B	. Bolt, 4 BA round head	2	—	7/13
AGS2001/B/2	. Nut, stiff, 4 BA	2	—	7/14
EEAS143/26 or AS4525/16	. CLIP 'P', pipe support (Pre Alt.R60/91 — Mod 5102) CLIP, 'P' (Alt R60/91 — Mod 5102) Attaching parts for EEAS 143/26:--	1 1	L72 L72	5/3 5/3
A25/1B	. Bolt, 4 BA hex. head	1	—	5/4
EB7.75.125	. CONNECTOR, flanged, main pipe, frame 3 Attaching parts for EB7.75.125:--	1	L44	7/15
A25/2B	. Bolt, 4 BA hex. head	6	—	7/16
AGS2001/B/1	. Nut, stiff, 4 BA	6	—	7/17
EB7.75.129	. Ring, half bolt	2	L59	7/18
SP15/B	. Washer, 4 BA plain	6	—	7/19



Page NB4		SERVICES						No. off	Matl. Spec.	Cl. of Equip. M.R. L.M.	Fig. and Index		
		CABIN PRESSURE SYSTEM											
		IN FRONT FUSELAGE											
Ref. No.	Part No.	1	2	3	4	5	6	7	Description				
	—								FAIRLEAD, AT FRAME A, INSTALLATION (E.G9.75.113) Consisting of:—	—	—	—	11/1
1438796	E.G9.75.115								FAIRLEAD, assembly	1	BS.2572 F.3	C	11/2
28D/1011026	A25/26C								Attaching parts for E.G9.75.115:—	2	—	C	11/3
28M/1278190	AGS.2001/C/1								Bolt, 2 BA hex. head	2	—	C	11/4
	—								Nut, stiff, 2 BA				
	—								FISHTAIL PILOT'S, ASSEMBLY (E. B7.75.59) Consisting of:—	—	—	—	11/5
5722	E.B7.75.21								FISHTAIL	1	L.59	C	11/6
28D/1010658	A25/1B								Attaching parts for E.B7.75.21:—	4	—	C	11/7
	—								Bolt, 4 BA hex. head				
34918	E.G7.75.249								FISHTAIL, navigator's, frame 5	1	L.59	C	11/8
	—								Attaching parts for E.G7.75.249:—	1	—	C	11/9
28D/9436920	A25/1C								Bolt, 2 BA hex. head	1	—	C	11/9
28M/1278190	AGS.2001/C/1								Nut, stiff, 2 BA	1	—	C	11/10
28W/9419475	SP.15/C								Washer, 2 BA plain	1	—	C	11/11
R 1438797	E.G9.75.105								HOSE, flexible, from main branch pipe, frame 2 to frame 4, for pilot's diffuser and navigator's fishtail and louvre (Bells BAS.102/1/1" bore x 57" .5 long) (Pre-Mod. 5236)	1	Bells Asbestos	B	11/12
R	E.K5.75.425								HOSE, flexible (Mod. 5236)	1	—	—	
	—								LOUVRE, PILOT'S (PEDAL GUARD), ASSEMBLY (E.B7.75.61) Spares for:—	—	—	—	11/13
16606	E.B7.75.41								BRACKET, punkah louvre mounting	1	L.72	C	11/14
28D/9140202	AS.1246/1C								Attaching parts for E.B7.75.41:—	3	—	C	11/15
28M/1278190	AGS.2001/C/1								Bolt, 2 BA round head	3	—	C	11/16
	—								Nut, stiff, 2 BA				
5042	THERMO TANKS DAR.2								LOUVRE, "punkah"	1	—	C	11/17
	—								Attaching parts for DAR.2:—	3	—	C	11/18
28D/1213215	AS.2922/4B								Bolt, 4 BA round head	3	—	C	11/19
28M/1278189	AGS.2001/B/1								Nut, stiff, 4 BA	3	—	C	11/19
28W/9143227	SP.14/B								Washer, 4 BA plain	3	—	C	11/20
	—								LOUVRE, PILOT'S (STARBOARD SIDE), ASSEMBLY (E.B7.75.65) Spares for:—	—	—	—	12/1
12028	E.B7.75.33								BOX, louvre, assembly	1	L.59	C	12/2
	—								Attaching parts for E.B7.75.33:—	2	—	C	12/3
28D/7002428	A25/6C								Bolt, 2 BA hex. head	2	—	C	12/4
28M/1278190	AGS.2001/C/1								Nut, stiff, 2 BA	2	—	C	12/4
21707	AS.2811/5/046								Tube, distance	2	L.62	C	12/5
16604	E.B7.75.35								BRACKET, louvre box mounting, L.H.	1	L.72	C	12/6
	—								Attaching parts for E.B7.75.35:—	1	—	C	12/7
28D/1010658	A25/1B								Bolt, 4 BA hex. head	1	—	C	12/7
28M/1278189	AGS.2001/B/1								Nut, stiff, 4 BA	1	—	C	12/8
28S/9008390	4101/10/3/8"								Screw, self tapping, round head	1	—	C	12/9
28W/9419465	SP.13/B								Washer, 4 BA plain	1	—	C	12/10

A.P.101B—0418—3A

Page NB5

SERVICES  
CABIN PRESSURE SYSTEM  
IN FRONT FUSELAGE

Ref. No.	Part No.	Description							No. off	Matl. Spec.	Cl. of Equip. M.R. L.M.	Fig. and Index
		1	2	3	4	5	6	7				
16605	E.B7.75.37								1	L.72	C	12/11
28D/1010658	A25/1B								1	—	C	12/12
28M/1278189	AGS.2001/B/1								1	—	C	12/13
28S/9008390	4101/10/3/8"								1	—	C	12/14
28W/9419465	SP.13/B								1	—	C	12/15
16608	E.B7.75.523								1	L.72	C	12/16
20635	E.B7.75.55								1	—	C	12/17
28D/1213214	AS.2922/3B								3	—	C	12/18
28W/9143227	SP.14/B								3	—	C	12/19
	—								—	—	—	12/20
5042	THERMO TANKS DAR.2								1	—	C	12/21
28D/1214866	AS.1246/4B								3	—	C	12/22
28M/1278189	AGS.2001/B/1								3	—	C	12/23
28W/9419465	SP.13/B								3	—	C	12/24
1730	E.A3.75.167								1	—	C	13/1
5723	E.B7.75.69								1	L.54	C	13/2
R 28E/9129562	AGS.605/3 or								6	—	C	10/3
R 28E/2027591	SP.91/L								6	—	C	10/3
18665	E.B7.75.209A								1	L.44	C	10/4
18666	E.B7.75.211A								1	L.44	C	10/5
18687	E.B7.75.597A								2	L.44	C	10/6
5724	E.B7.75.71								1	L.54	C	13/3
5730	E.B7.75.89								1	L.54	C	13/4
R 28E/9129562	AGS.605/3 or								2	—	C	10/7
R 28E/2027591	SP.91/L								6	—	C	10/3
R 28E/9130219	AGS.605/4 or								3	—	C	10/8
R 28E/4710971	SP.91/N								3	—	C	10/8
16616	E.B7.75.205A								2	L.44	C	10/9
16638	E.B7.75.511A								1	L.44	C	10/10
18684	E.B7.75.513A								1	L.44	C	10/11
1438798	E.G9.75.89								1	L.54	B	13/5
5728	E.B7.75.79								1	L.54	C	13/6
R 28E/9129092	AGS.605/2 or								3	—	C	10/12
R 28E/6250283	SP.91/J								3	—	C	10/12
18670	E.B7.75.219A								1	L.44	C	10/13
37441	E.B7.75.805A								1	L.44	C	10/14

SERVICES  
CABIN PRESSURE SYSTEM  
IN FRONT FUSELAGE

Ref. No.	Part No.	Description	No. off	Matl. Spec.	Cl. of Equip. M.R. L.M.	Fig. and Index
1438799	E.G9.75.91	PIPE, branch, assembly, for navigator's fishtail and pilot's diffuser, frame 4	1	L.54	B	13/7
1438800	E.G9.75.93	PIPE, assembly, for navigator's fishtail	1	L.54	C	13/8
5737	E.B7.75.223	PIPE, flexible (Pre-Mod. 5236)	1	—	C	13/9
	E.A3.75.685	PIPE, flexible (Mod. 5236)	1	—	—	
5742	E.B7.75.233	PIPE, flexible (Pre-Mod. 5236)	1	—	C	13/10
	E.A3.75.677	PIPE, flexible (Mod. 5236)	1	—	—	
5743	E.B7.75.237	PIPE, flexible (Pre-Mod. 5236)	1	—	C	13/11
	E.A3.75.679	PIPE, flexible (Mod. 5236)	1	—	—	
	E.A3.04.11029	PIPE, flexible (Pre-Mod. 5236)	1	—	—	
	E.A3.75.701	PIPE, flexible (Mod. 5236)	1	—	—	
	E.A3.04.11899	PIPE, flexible (Pre-Mod. 5236)	1	—	—	
	E.A3.75.705	PIPE, flexible (Mod. 5236)	1	—	—	
1738	E.A3.75.279	PIPE, bend, between nose frames A and B	1	L.54	C	13/12
1739	E.A3.75.281	PIPE, bend at nose frame B	1	L.54	C	13/13
1336	E.A3.75.287	PIPE, assembly, from pressure control valve to master unit, at pressure bulkhead	1	L.56	C	13/14
5900	E.B6.75.367	PIPE, assembly, water extractor drain	1	—	C	6/24
20866	E.B6.75.687	PIPE, bend, from non-return valve to hose coupling at frame 9	1	L.44	C	13/15
28E/9130219	AGS.605/4 or	Attaching parts for E.B6.75.687:— Clip, hose (Pre-Alt. R60/91—Mod. 5102)	2	—	C	10/15
28E/4710971	SP.91/N	Clip, hose (Alt. R60/91—Mod. 5102)	2	—	C	
16564	E.B6.75.385	Cover, lagging, outer	1	L.44	C	10/16
16565	E.B6.75.387	Cover, lagging, outer	1	L.44	C	10/17
20867	E.B6.75.689	PIPE, bend, from hose coupling to water extractor forward coupling	1	L.44	C	13/16
28E/9130219	AGS.605/4 or	Attaching parts for E.B6.75.689:— Clip, hose (Pre-Alt. R60/91—Mod. 5102)	2	—	C	10/18
28E/4710971	SP.91/N	Clip, hose (Alt. R60/91—Mod. 5102)	2	—	C	
16566	E.B6.75.389	Cover, lagging	1	—	C	10/19
16567	E.B6.75.391	Cover, lagging	1	—	C	10/20
20868	E.B6.75.691	PIPE, bend, from hose coupling between frames 11 and 12, to coupling aft of frame 12	1	L.44	C	13/17
32B/1256480	†	Attaching parts for E.B6.75.691:— Lagging, fibre glass	QR	—	C	10/21
32B/	†	Tape, adhesive	QR	—	C	10/22
20869	E.B6.75.693	PIPE, from water extractor aft coupling, to hose coupling between frames 11 and 12	1	—	C	13/18
28E/9130219	AGS.605/4 or	Attaching parts for E.B6.75.693:— Clip, hose (Pre-Alt. R60/91—Mod. 5102)	2	—	C	10/23
28E/4710971	SP.91/N	Clip, hose (Alt. R60/91—Mod. 5102)	2	—	C	
12058	E.B6.75.393	Lagging	1	—	C	10/24
12059	E.B6.75.395	Lagging	1	—	C	10/25
12243	E.B6.75.695	PIPE, main continuation, between frames 3 and 4	1	L.44	C	13/19
28D/121965	A61/2B	Attaching parts for E.B6.75.695:— Bolt, 4 BA hex. head	2	—	C	10/26
18683	E.B7.75.505	Clip, lagging	2	—	C	10/27
16615	E.B7.75.203A	Cover, lagging, outer	2	L.44	C	10/28
28M/1956039	AGS.2001/B/3	Nut, stiff, 4 BA	2	—	C	10/29
28W/9419474	SP.15/B	Washer, 4 BA plain	2	—	C	10/30

AP101B-0418-3A

SERVICES  
CABIN PRESSURE SYSTEM  
IN FRONT FUSELAGE

Part Number	Description	No. Off	Mati. Spec.	Plate No.	
					1
EB7.75.781	PIPE, main continuation, between frames 5 and 6 Attaching parts for EB7.75.781:—	1	L44	13/20	
AGS605/4 or SP91/N	Clip, hose (Pre Alt. R60/91—Mod 5102)	3	—	10/31	
EB7.75.195A	Clip, hose (Alt. R60/91—Mod 5102)	—	—	10/32	
EB7.197A	Cover, lagging, outer	1	L44	10/33	
EB7.75.199A	Cover, lagging, outer	1	L44	10/34	
EB7.75.783	PIPE, flanged main, at forward face of pressure bulkhead Attaching parts for EB7.75.783:—	1	L44	13/21	
AGS605/4 or SP91/N	Clip, hose (Pre Alt R60/91—Mod 5102)	4	—	10/35	
EB7.75.155A	Clip, hose (Alt. R60/91—Mod 5102)	—	—	10/36	
EB7.75.157A	Cover, lagging, outer	1	L44	10/37	
EB7.75.159A	Cover, lagging, outer	1	L44	10/38	
EB7.75.525A	Cover, lagging, outer	1	L44	10/39	
EB7.75.791	PIPE, branch, pilot's fishtail Attaching parts for EB7.75.791:—	1	L44	13/22	
R 32B1256480	Lagging, fibre glass blanket	QR	—	10/40	
R 32B/	Tape, adhesive	QR	—	10/41	
EB7.75.793	PIPE, main continuation, between frames 4 and 5 Attaching parts for EB7.75.793:—	1	L44	13/23	
A61/2B	Bolt, 4BA hex head	2	—	10/26	
EB7.75.505	Clip, lagging	2	L44	10/27	
EB7.75.201A	Cover, lagging, outer	2	L44	10/42	
AGS2001/B/3	Nut, stiff, 4BA	2	—	10/29	
SP15/B	Washer, 4BA plain	2	—	10/30	
EB7.75.5279	PIPE, flexible (Pre—Mod 5236)	1	—	13/26	
EA3.75.677	PIPE, flexible (Mod 5236)	1	—	13/24	
EB7.75.5271	PIPE, flexible (Pre—Mod 5236)	1	—	13/25	
EB7.75.995	PIPE, flexible (Mod 5236)	1	—	13/25	
EB7.75.5275	PIPE, flexible (Pre—Mod 5236)	1	—	13/27	
EA3.75.673	PIPE, flexible (Mod 5236)	1	—	13/27	
EA9.75.10229	PIPE, flexible (Pre—Mod 5236)	1	—	13/28	
EA3.75.701	PIPE, flexible (Mod 5236)	1	—	13/28	
EEAS66/14	RING, clamping, at connecting sleeve	8	L72	7/30	
EB7.75.613	SEAL, canopy demister pipe flange at frame 2	2	—	6/25	
R EA3.75.145	SLEEVE, pipe connecting, 1" .5 i/d x 2" .5 long	5	SILASTIC	10/43	
or DUNLOP DAS582/24/2.5					
R EA3.75.147	SLEEVE, pipe connecting, 2.5" i/d x 3.0" long	5	SILASTIC	10/44	
or DUNLOP DAS582/40/3.0					
AGS605/5	Attaching parts for EA3.75.147:— Clip, hose (Pre—Alt. R60/91—Mod 5102)	2	—	10/44	
or SP91/P	Clip, hose (Alt. R60/91—Mod 5102)	2	—	10/44	
EB7.75.415A	Cover, outer	2	L44	10/45	

SERVICES  
CABIN PRESSURE SYSTEM  
IN FRONT FUSELAGE

Part Number	Description	No. Off	Matl. Spec.	Plate No.
EB6.75.1107 or DUNLOP DAS582/16/2.5 EB6.75.377	. SLEEVE, pipe connecting, 1".0 i/d x 2".5 long	1	Bells Asbestos	7/31
A25/11C AGS2001/C/1 SP90/C5 EA3.04.10989 EB6.75.383 AS2811/5/093 SP15/C	. STRAP, water extractor securing Attaching parts for EB6.75.377:— . Bolt, 2BA hex head . Nut, stiff, 2BA . Pin, split . Stud . Trunnion . Tube, distance . Washer, 2BA plain	2 1 2 1 1 1 1 2	L72 — — — S92 S92 L62 —	6/26 6/27 6/28 6/29 6/30 6/31 6/32 6/33
EEAS20/5/BR AS2811/5/050 NORMALAIR 500326	. TAB, locking . TUBE, distance, pipe clip, frame 3 . UNIT, master valve  Attaching parts for 500326:— . Bolt, 1/4" BSF hex head . Nut, stiff, 1/4" BSF . Washer, 1/4" BSF plain	1 1 1  3 3 3	L72 L62 —  — — —	6/34 6/35 5/5  5/6 5/7 5/8
NORMALAIR 527060	. VALVE, pressure control  Attaching parts for 527060:— . Bolt, 1/4" hex head . Nut, 1/4" BSF thin . Stud . Washer, 1/4" BSF plain . Washer, 1/4" BSF spring	1  7 1 1 11 11	—  — — S92 — —	5/9  5/10 5/11 5/12 5/13 5/14
NORMALAIR 500457	. VALVE, non-return  Attaching parts for 500457:— . Bolt, 2BA hex head . Bolt, 2BA hex head . Clip, hose (Pre—Alt. R60/91—Mod 5102)	1  2 10 2	—  — — —	5/15  5/16 5/17 5/18
A25/3C A25/5C AGS605/6 or SP91/R EB7.75.509A EB7.75.697A AGS2001/C/1 EB7.75.133 EA1.75.131 SP15/C SP47/C	. Clip, hose (Alt. R60/91—Mod 5102) . Cover, outer lagging . Cover, outer lagging . Nut, stiff, 2BA . Ring, half bolt . Washer, jointing . Washer, 2BA plain . Washer, 2BA spring	2 1 1 10 2 2 12 2	— — — — — — Langite — —	5/18 5/19 5/20 5/21 5/22 5/23 5/24 5/25
EA3.75.95	. WASHER, sealing, main air line at pressure bulkhead	2	Langite	5/26
EA3.75.139	. WASHER, special, air pipe flange, forward face of pressure bulkhead	1	L72	5/27
EEAS239/3/AH	. WASHER, 'D', clip attachments	7	L72	7/32

AP101B-0418-3A

SERVICES  
CABIN PRESSURE SYSTEM  
IN CENTRE FUSELAGE

Part Number	Description	No. Off	Matl. Spec.	Plate No.
—	CABIN PRESSURE SYSTEM IN CENTRE FUSELAGE, ASSEMBLY (EG7.75.5) Spares for:—	—	—	14/1
EB6.75.639	. BRACKET, for starboard cabin pressure wing to fuselage pipe, between frames 16 and 17 Attaching parts for EB6.75.639:—	1	L59	14/2
A25/5C	. Bolt, 2 BA hex. head	2	—	14/3
AGS2001/C/1	. Nut, stiff, 2 BA	2	—	14/4
SP15/C	. Washer, 2 BA plain	2	—	14/5
EA2.75.37	. CLIP, pipe saddle, for port and starboard elbows and transverse pipe, frame 16 Attaching parts for EA2.75.37:—	3	L72	14/6
A25/2C	. Bolt, 2 BA hex. head	2	—	14/7
A25/3C	. Bolt, 2 BA hex. head (at packing)	2	—	14/8
AGS2001/C/1	. Nut, stiff, 2 BA	2	—	14/9
EB6.75.595	. Packing (at 1 position)	1	LFS.21	14/10
SP15/C	. Washer, 2 BA plain	2	—	14/11
EA1.75.105	. CLIP, pipe between frames 12 and 17 Attaching parts for EA1.75.105:—	4	L72	15/1
A25/1C	. Bolt, 2 BA hex. head	2	—	15/2
AGS2001/C/1	. Nut, stiff, 2 BA	2	—	15/3
SP15/C	. Washer, 2 BA plain	2	—	15/4
EB6.75.181	. CLIP, for transverse pipe at frame 16 Attaching parts for EB6.75.181:—	4	L72	14/12
A25/2C	. Bolt, 2 BA hex. head	2	—	14/13
AGS2001/C/1	. Nut, stiff, 2 BA	2	—	14/14
SP15/C	. Washer, 2 BA plain	2	—	14/15
EA4.75.321	. CONNECTOR, straight (Mod. 5257)	1	—	14/19
EB6.75.641	. FAIRLEAD, for port cabin pressure wing to fuselage pipe between frames 16 and 17 Attaching parts for EB6.75.641:—	1	LFS.21	15/6
A25/4C	. Bolt, 2 BA hex. head	6	—	15/7
AGS2001/C/1	. Nut, stiff, 2 BA	6	—	15/8
SP15/C	. Washer, 2 BA plain	6	—	15/9
AGS1170/K	. NIPPLE, 1-1/2" o/d pipe Attaching parts for AGS1170/K:—	1	—	14/16
AGS605/3	. Clip, hose (Pre—Alt. R60/91—Mod. 5102)	2	—	14/17
or				
SP91/L	. Clip, hose (Alt. R60/91—Mod. 5102)	2	—	14/17
EB6.75.179A	. Cover, outer	2	L44	14/18
EA3.75.55	. PIPE, from rubber connection at frame 12 to rubber connection at frame 13, 2-1/2" o/d x 20 SWG Attaching parts for EA3.75.55:—	1	L54	15/10
AGS605/4	. Clip, hose (Pre—Alt. R60/91—Mod. 5102)	2	—	15/11
or				
SP91/N	. Clip, hose (Alt. R60/91—Mod. 5102)	2	—	15/11
EB6.75.129A	. Cover, outer	1	L44	15/12
EB6.75.131A	. Cover, outer	1	—	15/13


R

SERVICES  
CABIN PRESSURE SYSTEM  
IN CENTRE FUSELAGE

Part Number	Description	No. Off	Matl. Spec.	Plate No.	
					1
EA3.75.57	. PIPE, between rubber connections, frames 13 to frame 14 and frame 14 to frame 15, 2-1/2" o/d x 20 SWG Attaching parts for EA3.75.57:—	2	L54	15/14	
AGS605/4 or SP91/N	. Clip, hose (Pre—Alt. R60/91—Mod. 5102)	4	—	15/15	
EB6.75.133A	. Clip, hose (Alt. R60/91—Mod. 5102)	—	—		
EB6.75.135A	. Cover, outer, aft of frame 13	2	L44	15/16	
EB6.75.137A	. Cover, outer, forward of frame 14	2	L44	15/17	
EB6.75.139A	. Cover, outer, aft of frame 14	1	L44	15/18	
EB6.75.139A	. Cover, outer, aft of frame 14	1	L44	15/19	
EB6.75.141A	. Cover, outer	1	L44	15/20	
EB6.75.143A	. Cover, outer	1	L44	15/21	
EA3.75.59	. PIPE, from rubber connection at frame 15 to rubber connection at frame 16, 2-1/2" o/d x 20 SWG Attaching parts for EA3.75.59:—	1	L54	15/22	
AGS605/4 or SP91/N	. Clip, hose (Pre—Alt. R60/91—Mod. 5102)	2	—	15/23	
EB6.75.707A	. Clip, hose (Alt. R60/91—Mod. 5102)	—	—		
EB6.75.709A	. Cover, outer	1	L44	15/24	
	. Cover, outer	1	L44	15/25	
EA3.75.61	. PIPE, from rubber connection, frame 16 to rubber connection at elbow pipe, forward of frame 17, 2-1/2" o/d x 20 SWG Attaching parts for EA3.75.61:—	1	L54	15/26	
R 32B1250460	. Lagging, fibreglass blanket	QR	—	15/27	
EB6.75.151	. PIPE, bend, assembly, from coupling to reducing tee union at frame 16, starboard, 1-1/2" o/d x 20 SWG Attaching parts for EB6.75.151:—	1	L54	14/20	
R 32B1250460	. Lagging, fibreglass blanket	QR	—	14/21	
EB6.75.153	. PIPE, assembly, transverse, from coupling at frame 16, starboard to 4-way piece aft of frame 16, port Attaching parts for EB6.75.153:—	1	L54	14/22	
EB6.75.183	. Clip	6	—	14/23	
AGS605/3 or SP91/L	. Clip, hose (Pre—Alt. R60/91—Mod. 5102)	2	—	14/24	
EB6.75.167A	. Clip, hose (Alt. R60/91—Mod. 5102)	2	—	14/24	
EB6.75.169A	. Cover, outer	2	L44	14/25	
EB6.75.175A	. Cover, outer	2	L44	14/26	
EB6.75.177A	. Cover, outer	2	L44	14/27	
EB6.75.613A	. Cover, outer	1	L44	14/28	
R 32B1250460	. Cover, outer	1	L44	14/29	
	. Lagging, fibreglass blanket	QR	—	14/30	
EB6.75.503	. PIPE, assembly, from port wing connection to special 4-way piece between frames 16 and 17, 1-1/2" o/d x 20 SWG Attaching parts for EB6.75.503:—	1	L54	14/31	
R 32B1250460	. Lagging, fibreglass blanket	QR	—	14/32	

SERVICES  
CABIN PRESSURE SYSTEM  
IN CENTRE FUSELAGE

Part Number	Description	No. Off	Matl. Spec.	Plate No.
EB6.75.505	. PIPE, assembly, from starboard wing connection to tee union between frames 16 and 17, 1-1/2" o/d x 20 SWG Attaching parts for EB6.75.505:-	1	L54	14/33
AGS605/2 or SP91/J	. Clip, hose (Pre-Alt. R60/91-Mod. 5102)	1	-	14/34
AGS605/3 or SP91/L	. Clip, hose (Alt. R60/91-Mod. 5102)	1	-	14/34
EB6.75.163A	. Clip, hose (Pre-Alt. R60/91-Mod. 5102)	3	-	14/35
EB6.75.165A	. Cover, outer	3	-	14/35
EB6.75.541A	. Cover, outer	1	L44	14/36
EB6.75.543A	. Cover, outer	1	L44	14/37
	. Cover, outer	1	L44	14/38
	. Cover, outer	1	L44	14/39
EB6.75.507	. PIPE, elbow, between port wing and fuselage connections forward of frame 17 Attaching parts for EB6.75.507:-	1	L54	15/28
R 32B1250460	. Lagging, fibreglass blanket	QR	-	15/29
R EA3.75.147 or DUNLOP DAS582/40/3.0	. SLEEVE, pipe connecting 2.5" i/d x 3.0" long	7	Silastic	15/5



AP101B-0418-3A

SERVICES  
CABIN PRESSURE AND COLD AIR SYSTEM  
IN PORT WING

Part Number	Description	No. Off	Mati. Spec.	Plate No.
-	CABIN PRESSURE AND COLD AIR SYSTEM IN PORT WING, ASSEMBLY (EA3.04.9547) Spares for:—	-	-	
EB6.75.501	. ADAPTOR, oil vapour breather pipe	1	L65	16/1
EB6.75.1557	. CLAMP, assembly, matched pairs Attaching parts:—	7	-	16/2
A25/15E	. Bolt, 1/4" BSF hex head	2	-	16/3
AGS2001/E/2	. Nut, stiff, 1/4" BSF	2	-	16/4
SP13/E	. Washer, 1/4" BSF plain	2	-	16/5
R 50270	. CLAMP, pipe, jointing, segmented, at Marston cooler	4	-	17/1
EEAS143/17	. CLIP, pipe, single, rib 2 (Pre—Alt. R60/91—Mod 5102)	1	L72	18/1
or				
AS4525/4	. CLIP, pipe (Alt. R60/91—Mod 5102)	1	-	18/1
EB6.75.461	. CONNECTION, tapered duct, from cold air unit junction pipe Attaching parts for EB6.75.461:—	1	L59	18/2
R EB6.75.523A	. Lagging	2	L44	16/6
-	. DUCTS AND AIR COOLER, ASSEMBLY (EA3.75.641) Spares for:—	-	-	17/2
EA3.75.639	. . . DUCT, air inlet, assembly (Pre Mod 4858)	1	L59	17/3
EA3.75.5155	. . . DUCT, air inlet, assembly (Mod 4858) Attaching parts for EA3.75.639 and EA3.75.5155:—	1	-	17/46
EEAS1/1C	. . . Screw, 2BA 120° csk head	16	S96	17/4
EB6.75.735	. . . DUCT, air outlet, assembly Attaching parts for EB6.75.735:—	1	L59	17/5
EEAS1/1C	. . . Screw, 2BA 120° csk head	2	S96	17/6
-	. . . MARSTON COOLER, INSTALLATION (EB6.75.317) Spares for:—	-	-	17/7
EB6.75.343	. . . BRACKET, bottom support, assembly Attaching parts for EB6.75.343:—	2	DTD124	17/8
A25/16C	. . . Bolt, 2BA hex head	2	-	17/9
AGS2001/C/1	. . . Nut, stiff, 2BA	2	-	17/10
AS2809/4/139	. . . Piece, distance	2	L62	17/11
SP15/C	. . . Washer, 2BA plain	2	-	17/12
EB6.75.345	. . . BRACKET, top support, assembly Attaching parts for EB6.75.345:—	1	L72	17/13
A25/16C	. . . Bolt, 2BA hex head	3	-	17/14
AGS2001/C/1	. . . Nut, stiff, 2BA	3	-	17/15
AS2809/4/139	. . . Piece, distance	3	L62	17/16
SP15/C	. . . Washer, 2BA plain	3	-	17/17
R D106/6A	. . . COOLER, air, secondary (EB6.75.321) Attaching parts for D106/6A:—	1	-	17/18
A25/5E	. . . Bolt, 1/4" BSF hex head	1	-	17/19
SP15/E	. . . Washer, 1/4" BSF plain	1	-	17/20
EB6.75.351	. . . Washer, felt, on support bracket	1	DTD590	17/21

SERVICES  
CABIN PRESSURE AND COLD AIR SYSTEM  
IN PORT WING

Part Number	Description	No. Off	Mati. Spec.	Plate No.	
					1
EB6.75.335	. . . STRAP, JOINT, FOR ATTACHMENT OF AIR DUCTS TO MARSTON COOLER, ASSEMBLY Consisting of:—	2	—	17/22	
A25/8C	. . . BOLT, 2BA hex head	2	—	17/23	
AGS2001/C/1	. . . NUT, stiff, 2BA	2	—	17/24	
EB6.75.339	. . . STRAP, clamping	1	L59	17/25	
EB6.75.337	. . . STRAP, joint	1	L59	17/26	
EA3.04.10947	. FAIRLEAD, rib 1 Attaching parts for EA3.04.10947:—	1	—	18/3	
A25/4C	. Bolt, 2BA hex head	4	—	18/4	
AGS2001/C/1	. Nut, stiff, 2BA	4	—	18/5	
SP15/C	. Washer, 2BA plain	4	—	18/6	
EB6.75.673	. NIPPLE, special	1	—	18/7	
EB6.75.455	. PIPE, assembly, continuation, from non-return valve and mixing valve tee piece through rib 2 Attaching parts for EB6.75.455:—	1	T26	18/8	
AGS605/3 or SP91/L	. Clip, hose (Pre—Alt. R60/91—Mod 5102)	2	—	16/7	
EA3.75.651A	. Cover, outer	1	L44	16/8	
EA3.75.653A	. Cover, outer	1	L44	16/9	
EB6.75.457	. PIPE, assembly, continuation, from non-return valve and mixing valve tee piece through rib 1 Attaching parts for EB6.75.457:—	1	L56	18/9	
AGS605/3 or SP91/L	. Clip, hose (Pre—Alt. R60/91—Mod 5102)	4	—	16/10	
EB6.75.533A	. Lagging	1	L44	16/11	
EB6.75.535A	. Lagging	1	L44	16/12	
EB6.75.625A	. Lagging	1	L44	16/13	
EB6.75.627A	. Lagging	1	L44	16/14	
EB6.75.459	. PIPE, assembly, junction, from cold air unit Attaching parts for EB6.75.459:—	1	L54	18/10	
AGS605/3 or SP91/L	. Clip, hose (Pre—Alt. R60/91—Mod 5102)	2	—	16/15	
EB6.75.519A	. Lagging	1	L44	16/16	
EB6.75.521A	. Lagging	1	L44	16/17	
EB6.75.463	. PIPE, assembly, breather oil vapour outlet	1	L56	18/11	
EB6.75.467	. PIPE, assembly, from cold air unit compressor connection at rib 1	1	L54	18/12	
EB6.75.469	. PIPE, assembly, from cold air unit turbine connection at rib 1	1	L54	18/13	
EB6.75.471	. PIPE, assembly, from Marston cooler to connection at rib 1	1	L54	17/27	
EB6.75.775	. PIPE, assembly, from cold air unit compressor connection to pipe joint at rib 2 Attaching parts for EB6.75.775:—	1	L54	18/14	
AGS605/3 or SP91/L	. Clip, hose (Pre—Alt. R60/91—Mod 5102)	2	—	16/18	
EB6.75.513A	. Lagging	1	L44	16/19	
EB6.75.515A	. Lagging	1	L44	16/20	

AP101B-0418-3A

SERVICES  
CABIN PRESSURE AND COLD AIR SYSTEM  
IN PORT WING

Part Number	Description	No. Off	Matl. Spec.	Plate No.
EA3.04.9549	. PIPE, assembly, from non-return valve and mixing valve tee piece to connection between ribs 2 and 3	1	L54	18/15
AGS605/3 or SP91/L	. Attaching parts for EA3.04.9549:— . Clip, hose (Pre—Alt. R60/91—Mod 5102)	2	—	16/21
EA3.04.10959	. Clip, hose (Alt. R60/91—Mod 5102)	2	—	16/21
EA3.04.10961	. Lagging	1	L44	16/22
	. Lagging	1	L44	16/23
—	. PIPE, RUN IN PORT WHEEL BAY, ASSEMBLY (EB6.75.19) Spares for:—	—	—	19/1
EB6.75.207	. . ADAPTOR, bulkhead Attaching parts for EB6.75.207:—	1	L40	19/2
A25/2C	. . Bolt, 2BA hex head	6	—	19/3
AGS2001/C/1	. . Nut, stiff, 2BA	6	—	19/4
EEAS20/1/DR	. . Tab, locking	2	L72	19/5
ASG1115/13	. . Washer, plate	1	—	19/6
EB6.75.201	. . PIPE, assembly, from fuselage bulkhead adaptor to pipe joint in wheel well bay	1	L56	19/7
EB6.75.203	. . PIPE, assembly, between rib A and E	1	L56	19/8
EB6.75.205	. . PIPE, assembly, from mixing valve bulkhead adaptor to pipe joint on rib E	1	L56	19/9
EEAS66/1	. RING, clamping	1	L72	16/24
AS5402	. RING, sealing, type A, between pipe flanges	9	—	16/25
EA3.75.145 or DUNLOP DAS582/24/2.5	. SLEEVE, pipe connecting 1.5" i/d x 2.5" long	2	Silastic	18/16
EA3.75.147 or DUNLOP DAS582/40/3.0	. SLEEVE, pipe connecting 2.5" i/d x 3.0" long	1	Silastic	18/17
EB6.75.725	. STRIP, bonding, 22 SWG	1	BS265	18/18
—	. UNIT, COLD AIR, INSTALLATION (EA3.04.10927) Spares for:—	—	—	18/19
EB6.75.199	. . UNIT, COLD AIR, ASSEMBLY Spares for:—	1	—	18/20
GODFREY 23421HX	. . . DIPSTICK and filler, oil level	1	—	18/21
GODFREY 23414	. . . UNIT, cold air, ACRE9, Mk. 10E	1	—	18/22
A25/1C	. . . Attaching parts for EB6.75.199:— . . Bolt, 2BA hex head	16	—	18/23
AGS586/C	. . Washer, 2BA spring	32	—	18/24
EB6.75.479	. VALVE, CONSTANT FLOW, INSTALLATION Spares for:—	—	—	16/26
EB6.75.481	. . VALVE, CONSTANT FLOW, ASSEMBLY Spares for:—	1	—	16/27
EB6.75.579	. . . ADAPTOR, special	1	L40	16/28
EB6.75.491	. . . PIPE, assembly, flanged Attaching parts for EB6.75.491:—	1	L56	16/29
A25/2C	. . . Bolt, 2BA hex head	12	—	16/30
SP13/C	. . . Washer, 2BA plain	12	—	16/31

SERVICES  
CABIN PRESSURE AND COLD AIR SYSTEM  
IN PORT WING

Part Number	Description	No. Off	Matl. Spec.	Plate No.	
					1
NORMALAIR 49776	. . . WASHER, sealing	1	-	16/32	
NORMALAIR 502090	. . . VALVE, constant flow	1	-	16/33	
AGS805/3	Attaching parts for EB6.75.479:— . Clip, hose (Pre—Alt. R60/91—Mod 5102)	2	-	16/34	
or SP91/L	. Clip, hose (Alt. R60/91—Mod 5102)	2	-	16/34	
EB6.75.517A	. Lagging	1	L44	16/35	
EB6.75.629A	. Lagging	1	L44	16/36	
-	. VALVE, RELIEF, AND PIPES, COLD AIR UNIT, INSTALLATION (EB6.75.727) Spares for:—	-	-	17/28	
A25/6C	. . BOLT, 2BA hex head, bracket clip clamping	4	-	17/29	
EB6.75.733	. . BRACKET, pipe support on cooler, assembly Attaching parts for EB6.75.733:—	1	DTD124	17/30	
A25/1E	. . Bolt, 1/4" BSF hex head	2	-	17/31	
SP13/E	. . Washer, 1/4" BSF plain	2	-	17/32	
EB6.75.1557	. . CLAMP, assembly, matched pairs Attaching parts for EB6.75.1557:—	3	-	17/33	
A25/15E	. . Bolt, 1/4" BSF hex head	2	-	17/34	
AGS2002/E/2	. . Nut, stiff, 1/4" BSF	2	-	17/35	
SP13/E	. . Washer, 1/4" BSF plain	2	-	17/36	
EB6.75.731	. . COVER, valve case, assembly Attaching parts for EB6.75.731:—	1	L54	17/37	
A25/1E	. . Bolt, 1/4" BSF hex head	2	-	17/38	
AGS2001/C/1	. . NUT, stiff, 2BA, bracket clamp bolt attachment	4	-	17/39	
EB6.75.737	. . PIPE, assembly, bend, relief valve pipe joint	1	L59	17/40	
EB6.75.739	. . PIPE, assembly, from relief valve pipe joint to inlet tee piece	1	L54	17/41	
EB6.75.741	. . PIPE, assembly, inlet tee piece, from pipe joint at rib 1 to Marston cooler	1	L54	17/42	
AS5402	. . RING, sealing, between pipe flanges	3	-	17/43	
EB6.75.729	. . VALVE, relief, assembly	1	-	17/44	
SP13/C	. . WASHER, 2BA plain, bracket clamp bolt attachment	4	-	17/45	
-	. VALVES AND PIPING, INSTALLATION (EA3.04.10937) Spares for:—	-	-	20/1	
EB6.75.257	. . BRACKET, support, for non-return valve	1	L72	20/2	
EB6.75.1557	. . CLAMP, assembly, matched pairs Attaching parts for EB6.75.1557:—	5	-	21/1	
A25/15E	. . Bolt, 1/4" BSF hex head	2	-	21/2	
AGS2001/E/2	. . Nut, stiff, 1/4" BSF	2	-	21/3	
SP13/E	. . Washer, 1/4" BSF plain	2	-	21/4	

SERVICES  
CABIN PRESSURE AND COLD AIR SYSTEM  
IN PORT WING

Ref. No.	Part No.	Description	No. off	Matl. Spec.	Cl. of Equip. M.R. L.M.	Fig. and Index
27UA/518	GODFREY 50270	CLAMP, segmented	3	—	C	20/3
6990	E.B6.75.261	CONNECTOR, flanged, non-return valve end fitting	1	L.40	C	20/4
6991	E.A4.75.183	ELBOW, from engine connection to non-return valve	1	T.45	C	20/5
		Attaching parts for E.A4.75.183:—				
28D/9133011	A25/2C	Bolt, 2 BA hex. head	6	—	C	20/6
12714	E.B6.75.447A	Cover, outer	1	L.44	C	21/5
12369	E.B6.75.449A	Cover, outer	1	L.44	C	21/6
28M/1278190	AGS.2001/C/1	Nut, stiff, 2 BA	6	—	C	20/7
28W/9419402	SP.13/C	Washer, 2 BA plain	6	—	C	20/8
16448	E.B7.50.25	FITTING, end, for pipe connection to hot air valve	1	L.40	C	20/9
12078	E.B6.75.669	GASKET, non-return valve joint	2	Aero Perманite	C	20/10
12079	E.B6.75.675	GASKET, hot air valve joint	3	Aero Perманite	C	20/11
16556	E.B6.75.233	PIPE, assembly, from mixing valve to constant flow valve	1	—	C	20/12
		Attaching parts for E.B6.75.233:—				
R 28E/9129562	AGS.605/3 or	Clip, hose (Pre-Alt. R60/91—Mod. 5102)	2	—	C	21/9
R 28E/2027591	SP.91/L	Clip, hose (Alt. R60/91—Mod. 5102)		—	C	
26628	E.B6.75.279A	Cover, outer	1	L.44	C	21/10
26629	E.B6.75.281A	Cover, outer	1	L.44	C	21/11
13026	E.B6.75.235	PIPE, assembly, from mixing valve to connection at rib 2	1	T.26	C	20/13
		Attaching parts for E.B6.75.235:—				
R 28E/9129562	AGS.605/3 or	Clip, hose (Pre-Alt. R60/91—Mod. 5102)	2	—	C	21/12
R 28E/2027591	SP.91/L	Clip, hose (Alt. R60/91—Mod. 5102)		—	C	
26630	E.B6.75.283A	Cover, outer	1	L.44	C	21/13
26631	E.B6.75.285A	Cover, outer	1	L.44	C	21/14
16557	E.B6.75.237	PIPE, assembly, from mixing valve to tee piece at rib 3	1	T.26	C	20/14
		Attaching parts for E.B6.75.237:—				
R 28E/9129562	AGS.605/3 or	Clip, hose (Pre-Alt. R60/91—Mod. 5102)	2	—	C	21/15
R 28E/2027591	SP.91/L	Clip, hose (Alt. R60/91—Mod. 5102)		—	C	
26632	E.B6.75.287A	Cover, outer	1	L.44	C	21/16
26633	E.B6.75.289A	Cover, outer	1	L.44	C	21/17
16558	E.B6.75.239	PIPE, assembly, from mixing valve to wheel well bay connection	1	T.26	C	20/15
		Attaching parts for E.B6.75.239:—				
R 28E/9129562	AGS.605/3 or	Clip, hose (Pre-Alt. R60/91—Mod. 5102)	4	—	C	21/18
R 28E/2027591	SP.91/L	Clip, hose (Alt. R60/91—Mod. 5102)		—	C	
26634	E.B6.75.295A	Cover, outer	1	L.44	C	21/19
26635	E.B6.75.297A	Cover, outer	1	L.44	C	21/20
16597	E.B6.75.631	Lagging, assembly	1	—	C	21/21
16598	E.B6.75.633	Lagging, assembly	1	—	C	21/22


SERVICES  
CABIN PRESSURE AND COLD AIR SYSTEM  
IN PORT WING

Ref. No.	Part No.	Description	No. off	Matl. Spec.	Cl. of Equip. M.R. L.M.	Fig. and Index	
							1
	13025	E.B6.75.231	PIPE, assembly, from non-return valve on inboard engine rib to tee piece at rib 3	1	T.26	C	20/16
R	28E/9129562	AGS.605/3	Attaching parts for E.B6.75.231:— Clip, hose (Pre-Alt. R60/91—Mod. 5102)	3	—	C	21/23
R	28E/2027591	SP.91/L	Clip, hose (Alt. R60/91—Mod. 5102)	3	—	C	21/23
	26367	E.B6.75.275A	Cover, outer	1	L.44	C	21/24
	26367	E.B6.75.275A	Cover, outer	1	L.44	C	21/24
	26366	E.B6.75.277A	Cover, outer	1	L.44	C	21/25
	28F/8011895	AGS.1140/D	PLUG, nipple	1	—	C	21/26
	28F/17675	AS.5402	RING, sealing, pipe flanges	8	—	C	21/27
	28F/9439535	AGS.954/D	SLEEVE, outer	1	—	C	21/28
	16560	E.B6.75.259	TEE-PIECE, mixing valve and hot air valve at rib 3	1	—	C	21/29
	28D/9133011	A25/2C	Attaching parts for E.B6.75.259:— Bolt, 2 BA hex. head	3	—	C	21/30
	28M/1278190	AGS.2001/C/1	Nut, stiff, 2 BA	3	—	C	21/31
	28W/9419402	SP.13/C	Washer, 2 BA plain	3	—	C	21/32
		E.B7.50.31	VALVE, HOT AIR, ASSEMBLY Consisting of:—	1	—	—	20/17
	5W/400	E.E. CO. B'FORD TYPE 234	ACTUATOR	1	—	A	20/18
	27V/4282	TEDDINGTON FKH/A/16	VALVE, hot air	1	—	A	20/19
	12125	E.B6.75.443A	Attaching parts for E.B7.50.31:— Cover, outer	1	—	C	21/33
	12076	E.B6.75.445A	Cover, outer	1	—	C	21/34
	28M/9480017	AGS.2001/E/1	Nut, stiff, 1/4" BSF	8	—	C	20/20
	28M/9418921	SP.13/E	Washer, 1/4" BSF plain	8	—	C	20/21
	28W/9416644	SP.47/E	Washer, 1/4" BSF spring	8	—	C	20/22
	27KD/6	NORMALAIR 501670	VALVE, non-return	1	—	A	20/23
	28D/9436920	A25/1C	Attaching parts for 501670:— Bolt, 2 BA hex. head	4	—	C	20/24
	28D/9133011	A25/2C	Bolt, 2 BA hex. head	2	—	C	20/25
	28D/1200119	A25/4C	Bolt, 2 BA hex. head	6	—	C	20/26
	28M/1278190	AGS.2001/C/1	Nut, stiff, 2 BA	6	—	C	20/27
	28W/9419402	SP.13/C	Washer, 2 BA plain	6	—	C	20/28
	28W/9416643	SP.47/C	Washer, 2 BA spring	6	—	C	20/29
		—	VALVE, 2-WAY MIXING, INSTALLATION (E.A3.04.10939) Spares for:—	—	—	—	19/10
		E.B6.75.245	BRACKET, valve support, outboard	1	L.72	—	19/11
		E.B6.75.246	BRACKET, valve support, inboard	1	L.72	—	19/12
		E.B6.75.247	BRACKET, desynn transmitter	1	L.72	—	19/13

AP101B-0418-3A

SERVICES  
CABIN PRESSURE AND COLD AIR SYSTEM  
IN PORT WING

Part Number	1 2 3 4 5 6	Description	No. Off	Matl. Spec.	Plate No.
EB6.75.649		ROD, ADJUSTING, 2-WAY MIXING VALVE DESYNN TRANSMITTER, ASSEMBLY Consisting of:—	1	—	19/14
AGS899/2		COLLAR, shackle pin	2	—	19/15
EB6.75.653		FORK-END	1	L64 or L65	19/16
EB6.75.655		FORK-END	1	L64 or L65	19/17
A27/CT		NUT, 2BA thin	1	—	19/18
A27/CTL		NUT, 2BA thin, LH	1	—	19/19
SP4Y/B4		PIN, shackle	2	—	19/20
SP90C7		PIN, split	2	—	19/21
EB6.75.651		ROD, screwed	1	L40	19/22
6A7002023		TRANSMITTER, desynn, type C Attaching parts for 6A/7002023:—	1	—	19/23
A25/1C		Bolt, 2BA hex head	2	—	19/24
AGS2001/C/1		Nut, stiff, 2BA	4	—	19/25
EEAS1/1C		Screw, 2BA 120° csk head	2	S96	19/26
EB7.75.103		VALVE, DOUBLE HOT AIR, ASSEMBLY Consisting of:—	1	—	19/27
EE CO B'FORD TYPE 233 TEDDINGTON FKH/A/15		ACTUATOR	1	—	19/28
		VALVE, hot air, 2"	1	—	19/29
		Attaching parts for EB7.75.103:—			
A25/4C		Bolt, 2BA hex head	6	—	19/30
AGS2001/C/1		Nut, stiff, 2BA	6	—	19/31
SP15/C		Washer, 2BA plain	6	—	19/32
		Attaching parts for EA3.04.10939:—			
EB6.75.299A		Cover, outer	1	L44	21/35
EB6.75.301A		Cover, outer	1	L44	21/36
EB6.75.635A		Lagging, assembly	1	L44	21/37
EB6.75.637A		Lagging, assembly	1	L44	21/38
		Attaching parts for EA3.04.10937:—			
EB6.75.509A		Lagging, assembly	1	L44	16/37
EB6.75.511A		Lagging, assembly	1	L44	16/38



SERVICES  
CABIN PRESSURE AND COLD AIR SYSTEM  
IN STARBOARD WING

Ref. No.	Part No.	Description	No. off	Matl. Spec.	Cl. of Equip. M.R. L.M.	Fig. and Index
	—	CABIN PRESSURE AND COLD AIR SYSTEM IN STARBOARD WING, ASSEMBLY (E.A3.04.10941) Spares for:—	—	—	—	
R 16559	E.B6.75.258	BRACKET, support, non-return valve	1	L.72	C	
R 6119198	E.B6.75.1557	CLAMP, assembly, matched pairs	1	—	C	
		Attaching parts for E.B6.75.1557:—				
R 28D/1212313	A25/15E	Bolt, 1/4" BSF hex. head	2	—	C	
R 28M/10299	AGS.2001/E/2	Nut, stiff, 1/4" BSF	2	—	C	
R 28W/9418921	SP.13/E	Washer, 1/4" BSF plain	2	—	C	
	27UA/518	GODFREY CLAMP, pipe jointing (segmental) at Marston cooler 50270	2	—	C	
	1707	E.A2.75.37 CLIP, pipe saddle at ribs 2 and 3	2	L.72	C	
		Attaching parts for E.A2.75.37:—				
	28D/9436920	A25/1C Bolt, 2 BA hex. head	2	—	C	
	28M/1278190	AGS.2001/C/1 Nut, stiff, 2 BA	2	—	C	
	28W/9419402	SP.13/C Washer, 2 BA plain	2	—	C	
	6990	E.B6.75.261 CONNECTOR, flanged, non-return valve and fitting	1	L.40	C	
	—	DUCTS AND AIR COOLER, ASSEMBLY (E.A3.75.642) Spares for:—	—	—	—	
	32786	E.A3.75.640 DUCT, air inlet, assembly (Pre-Mod. 4858)	1	L.59	C	
	6101006	E.A3.75.5156 DUCT, air inlet, assembly (Mod. 4858)	1	—	—	24/43
		Attaching parts for E.A3.75.640 and E.A3.75.5156:—				
	1025	EEAS.1/1C Screw, 2 BA 120° c'sk head	16	S.96	C	
	6623	E.B6.75.329 DUCT, air outlet, assembly	1	L.59	C	
		Attaching parts for E.B6.75.329:—				
	1025	EEAS.1/1C Screw, 2 BA 120° c'sk head	2	S.96	C	
	—	MARSTON-COOLER, INSTALLATION (E.B6.75.318) Spares for:—	—	—	—	
	12395	E.B6.75.344 BRACKET, bottom, support, assembly	2	DTD.124	C	
		Attaching parts for E.B6.75.344:—				
	28D/1011021	A25/16C Bolt, 2 BA hex. head	2	—	C	
	28M/1278190	AGS.2001/C/1 Nut, stiff, 2 BA	2	—	C	
		AS.2809/4/139 Piece, distance	2	L.62	LM	
	28W/9419475	SP.15/C Washer, 2 BA plain	2	—	C	
	12396	E.B6.75.346 BRACKET, top, support, assembly	1	L.72	C	
		Attaching parts for E.B6.75.346:—				
	28D/1011021	A25/16C Bolt, 2 BA hex. head	3	—	C	
	28M/1278190	AGS.2001/C/1 Nut, stiff, 2 BA	3	—	C	
		AS.2809/4/139 Piece, distance	3	L.62	LM	
	28W/9419475	SP.15/C Washer, 2 BA plain	3	—	C	

SERVICES  
CABIN PRESSURE AND COLD AIR SYSTEM  
IN STARBOARD WING

Ref. No.	Part No.	Description	No. off	Matl. Spec.	Cl. of Equip. M.R. L.M.	Fig. and Index
27UA/492	MARSTON D.106/8A	COOLER, air, primary (E.B6.75.319)	1	—	A	24/17
28D/1011240	A25/5E	Attaching parts for D.106/8A:—	1	—	C	24/18
28W/9419405	SP.15/E	Bolt, 1/4" BSF hex. head	1	—	C	24/19
6622	E.B6.75.351	Washer, 1/4" BSF plain	1	DTD.590	C	24/20
	E.B6.75.335	Washer, felt	1			
		STRAP, JOINT, FOR ATTACHMENT OF AIR DUCTS TO MARSTON COOLER, ASSEMBLY	2	—	—	24/21
		Consisting of:—				
28D/1011019	A25/8C	BOLT, 2 BA hex. head	2	—	C	24/22
28M/1278190	AGS.2001/C/1	NUT, stiff, 2 BA	2	—	C	24/23
12393	E.B6.75.339	STRAP, clamping	1	L.59	C	24/24
12392	E.B6.75.337	STRAP, joint	1	L.59	C	24/25
6992	E.A4.75.184	ELBOW, from engine connection to non-return valve	1	T.45	C	23/3
		Attaching parts for E.A4.75.184:—				
28D/9133011	A25/2C	Bolt, 2 BA hex. head	6	—	C	23/4
28M/1278190	AGS.2001/C/1	Nut, stiff, 2 BA	6	—	C	23/5
28W/9419402	SP.13/C	Washer, 2 BA plain	6	—	C	23/6
15205	E.A2.75.345	FAIRLEAD, half, pipe support rib 1	2	LFS.21	C	24/26
		Attaching parts for E.A2.75.345:—				
28D/9133012	A25/3C	Bolt, 2 BA hex. head	2	—	C	24/27
28M/1278190	AGS.2001/C/1	Nut, stiff, 2 BA	2	—	C	24/28
28W/9419402	SP.13/C	Washer, 2 BA plain	2	—	C	24/29
16448	E.B7.50.25	FITTING, end, for pipe connection to hot air valve	1	L.40	C	23/7
12078	E.B6.75.669	GASKET, non-return valve joint	2	Aero Permanite	C	23/8
12079	E.B6.75.675	GASKET, hot air valve joint	3	Aero Permanite	C	23/9
6770	E.B6.75.403	PIPE, assembly, from Marston cooler to engine and fuselage pipe tee piece	1	T.26	C	22/11
		Attaching parts for E.B6.75.403:—				
R 28E/9129562	AGS.605/3 or	Clip, hose (Pre-Alt. R60/91—Mod. 5102)	2	—	C	22/12
R 28E/2027591	SP.91/L	Clip, hose (Alt. R60/91—Mod. 5102)	2	—	C	22/12
26340	E.B6.75.427A	Cover, outer	1	L.44	C	22/13
26341	E.B6.75.429A	Cover, outer	1	L.44	C	22/14
6771	E.B6.75.405	PIPE, assembly, from wheel well bulkhead fitting to Marston air cooler	1	T.26	C	22/15
6772	E.B6.75.407	PIPE, assembly, from hot air valve end fitting to connection between ribs 2 and 3	1	T.26	C	22/16
		Attaching parts for E.B6.75.407:—				
R 28E/9129562	AGS.605/3 or	Clip, hose (Pre-Alt. R60/91—Mod. 5102)	4	—	C	22/17
R 28E/2027591	SP.91/L	Clip, hose (Alt. R60/91—Mod. 5102)	4	—	C	22/17
27094	E.B6.75.411A	Lagging, assembly	1	L.44	C	22/18
27093	E.B6.75.413A	Lagging, assembly	1	L.44	C	22/19
27134	E.B6.75.415A	Lagging, assembly	1	L.44	C	22/20
27135	E.B6.75.417A	Lagging, assembly	1	L.44	C	22/21

AP101B-0418-3A

SERVICES  
CABIN PRESSURE AND COLD AIR SYSTEM  
IN STARBOARD WING

Part Number	Description	No. Off	Matl. Spec.	Plate No.
EB6.75.409	. PIPE, assembly, from connection between ribs 2 and 3 to tee piece Attaching parts for EB6.75.409:—	1	T26	22/22
AGS605/3 or SP91/L	. Clip, hose (Pre—Alt. R60/91—Mod 5102)	5	—	22/23
EB7.75.189A	. Clip, hose (Alt. R60/91—Mod 5102)	5	—	22/23
EB6.75.419A	. Cover, outer	2	L44	22/24
EB6.75.421A	. Lagging, assembly	1	L44	22/25
EB6.75.423A	. Lagging, assembly	1	L44	22/26
EB6.75.425A	. Lagging, assembly	1	L44	22/27
—	. PIPE RUN IN STARBOARD WHEEL BAY, ASSEMBLY (EB6.75.20) Spares for:—	—	—	24/30
EB6.75.401	. . ADAPTOR, bulkhead Attaching parts for EB6.75.401:—	1	L40	24/31
A25/2C	. . Bolt, 2BA hex head	6	—	24/32
AGS2001/C/1	. . Nut, stiff, 2BA	6	—	24/33
EB6.75.647	. . Shim	1	Lam. Alum.	24/34
EEAS201/DR	. . Tab, locking	2	L72	24/35
AGS1115/13	. . Washer, plate	1	—	24/36
EB6.75.213	. . CLIP, pipe saddle, in wheel bay Attaching parts for EB6.75.213:—	2	L72	24/37
A25/2C	. . Bolt, 2BA hex head	2	—	24/38
AGS2001/C/1	. . Nut, stiff, 2BA	2	—	24/39
SP15/C	. . Washer, 2BA plain	2	—	24/40
EB6.75.209	. . PIPE, assembly, from Marston cooler bulkhead elbow connection to pipe joint in wheel well bay	1	L56	24/41
EB6.75.615	. . PIPE, assembly, from pipe joint in wheel well bay to fuselage bulkhead connection	1	L56	24/42
AS5402	. RING, sealing, type A	3	—	22/29
AGS1119/K	. UNION, tee Attaching parts for AGS1119/K:—	1	—	22/30
EB6.75.435A	. Cover, outer	1	L44	22/31
EB6.75.437A	. Cover, outer	1	L44	22/32
EB7.50.31	. VALVE, HOT AIR, ASSEMBLY Consisting of:—	1	—	23/10
EE CO B'FORD TYPE 234 TEDDINGTON FKH/A/16	. . ACTUATOR	1	—	23/11
	. . VALVE, hot air	1	—	23/12
EB6.75.443A	. Cover, outer	1	L44	23/13
EB6.75.445A	. Cover, outer	1	L44	23/14
A27/EP	. Nut, 1/4" NSF plain	8	L44	23/15
SP47/E	. Washer, 1/4" BSF spring	8	—	23/16

SERVICES  
CABIN PRESSURE AND COLD AIR SYSTEM  
IN STARBOARD WING

Part Number	Description	No. Off	Mati. Spec.	Plate No.
NORMALAIR 501670	. VALVE, non-return	1	-	
	Attaching parts for 501670:—			
A25/1C	. Bolt, 2BA hex head	4	-	
A25/2C	. Bolt, 2BA hex head	2	-	
A25/4C	. Bolt, 2BA hex head	6	-	
EB6.75.439A	. Cover, outer	1	L44	
EB6.75.441A	. Cover, outer	1	L44	
AGS2001/C/1	. Nut, stiff, 2BA	6	-	
SP13/C	. Washer, 2BA plain	6	-	
SP47/C	. Washer, 2BA spring	6	-	

A.P.101B—0418—3A

Page NF1

SERVICES  
COLD AIR SUPPLY TO PILOT

Ref. No.	Part No.	Description	No. off	Matl. Spec.	Cl. of Equip. M.R. L.M.	Fig. and Index	
							1
	—	COLD AIR SUPPLY TO PILOT, ASSEMBLY (E.G9.74.19)	—	—	—		
		Spares for:—					
R	7240	E.A3.74.45	BRACKET, non-return valve mounting	1	L.72	C	25/1
	4965	EEAS.143/5	CLIP, pipe, 3/16" o/d (Pre-Alt. R60/91—Mod. 5102)	5	L.72	C	25/2
		or					
R	5K/1037287	AS.4525/3	CLIP, pipe (Alt. R60/91—Mod. 5102)	5	L.72	C	25/2
	8994	EEAS.143/15	CLIP, pipe, 1" o/d	6	L.72	C	25/3
	8995	E.A3.74.47	CLIP, non-return valve mounting	2	—	C	25/4
		Attaching parts for E.A3.74.47:—					
	28D/1013250	A61/15C	Bolt, 2 BA hex. head	2	—	C	25/5
	28W/9419475	SP.15/C	Washer, 2 BA plain	2	—	C	25/6
	8990	E.A3.74.53	COUPLING, drain pipe outlet	1	L.65	C	25/7
	8992	E.A3.74.63	HOSE, coupling, 1" i/d x 3" long, between air pipe connection	5	DTD.625	C	25/8
	8993	E.A3.74.67	HOSE, coupling, 3/16" i/d x 1-1/4" long, water trap to drain pipe	1	DTD.625	C	25/9
	5042	THERMO TANKS K.1259/43	LOUVRE, punkah, type DAR.2	1	—	B	25/10
	5632	E.A3.74.55	PIPE, cold air, from non-return valve to connection on frame 1	1	L.54	C	25/11
	5633	E.A3.74.111	PIPE, cold air, continuation, from hose coupling on frame 1, to hose coupling between frames 1 and 2	1	L.54	C	25/12
	5634	E.A3.74.113	PIPE, cold air, from hose connection between frames 1 and 2 to louvre	1	L.54	C	25/13
	5635	E.A3.74.115	PIPE, water drain, aft of frame 1	1	L.54	C	25/14
	8991	E.A3.74.51	RING, louvre mounting	1	—	C	25/15
	3681	E.A3.74.49	SCCOP, cold air	1	DTD.123	C	25/16
	981	EEAS.20/2/DR	TAB, locking, drain pipe coupling	1	L.72	C	25/17
		E.G9.74.21	TRAP, water	1	L.54	C	25/18
	5638	E.A3.74.23	VALVE, NON-RETURN, GROUP Consisting of:—	1	—	A	25/19
		E.A3.74.39	ADAPTOR	2	L.40	—	25/20
		E.A3.74.41	BODY, non-return valve	1	L.40	—	25/21
	5639	E.A3.74.25	PLUNGER, VALVE SEAL, ASSEMBLY Spares for:—	1	—	B	25/22
		E.A3.74.29	SEAT, valve	1	Hallprene 21	C	25/33
		E.A3.74.27	WASHER, valve seat	1	L.40	C	25/24
	5060	E.A3.74.35	SHIM, laminated	1	Lam. Alum.	C	25/25
	5059	E.A3.74.37	SPRING, compression	1	DTD.215	C	25/26
	5043	E.A3.74.33	WASHER, sealing	1	DTD.378A	C	25/27

This file was downloaded  
from the RTFM Library.

Link: [www.scottbouch.com/rtfm](http://www.scottbouch.com/rtfm)

Please see site for usage terms,  
and more aircraft documents.

