

FUSELAGE  
CENTRE PORTION

Ref. No.	Part No.	Description						No. off	Matl Spec	Cl. of Equip. M.R L.M.	Plate No	
		1	2	3	4	5	6					
	EH5-00-121	FUSELAGE, CENTRE, ASSEMBLY Spares for:—Identical to assembly Pt. No. EA3-00-43, AP.101B-0402-3A, except for the following deletions and additions:—  Delete:— CABIN, PRESSURE SYSTEM CAMERA, PIPE RUN, ASSEMBLY ELECTRICAL SYSTEM FUEL SYSTEM (PRE-MOD. 648) FUEL SYSTEM (MOD. 648) MOUNTING, CAMERA (Not used) PIPES, PITOT AND STATIC, ASSEMBLY STRUCTURE, ASSEMBLY  Add:— ELECTRICAL EQUIPMENT, CENTRE FUSELAGE (See page CA.1) FUEL SYSTEM, CENTRE FUSELAGE (PRE-MOD. 648) (See page LC.1) FUEL SYSTEM, CENTRE FUSELAGE (MOD. 648) (See page LC.2) HEATING SYSTEM, ASSEMBLY (See page LF.1) PITOT AND STATIC PRESSURE SYSTEM, ASSEMBLY Spares for:—						—	—	—		
	EA3-75-5	CABIN, PRESSURE SYSTEM						—	—	—		
	EA3-75-223	CAMERA, PIPE RUN, ASSEMBLY						—	—	—		
	EA3-81-7	ELECTRICAL SYSTEM						—	—	—		
	EA1-57-729	FUEL SYSTEM (PRE-MOD. 648)						—	—	—		
	EA3-57-67	FUEL SYSTEM (MOD. 648)						—	—	—		
	EA1-83-93	MOUNTING, CAMERA (Not used)						—	—	—		
	EA3-80-657	PIPES, PITOT AND STATIC, ASSEMBLY						—	—	—		
	EA1-11-1	STRUCTURE, ASSEMBLY						—	—	—		
	EH5-81-349	ELECTRICAL EQUIPMENT, CENTRE FUSELAGE (See page CA.1)						—	—	—		
	EA3-57-5015	FUEL SYSTEM, CENTRE FUSELAGE (PRE-MOD. 648) (See page LC.1)						—	—	—		
	EA3-57-5017	FUEL SYSTEM, CENTRE FUSELAGE (MOD. 648) (See page LC.2)						—	—	—		
	EA3-75-5127	HEATING SYSTEM, ASSEMBLY (See page LF.1)						—	—	—		
	EA3-80-5305	PITOT AND STATIC PRESSURE SYSTEM, ASSEMBLY Spares for:—						—	—	—		
16682	EA3-80-1665	FAIRLEAD						1	LFS.21	C		
6443	EA1-80-891	FAIRLEAD						3	LFS.21	C		
	EA3-80-5609	FAIRLEAD						3	LFS.21	—		
	EA3-80-5611	FAIRLEAD						1	LFS.21	—		
28F/1037653	AGS.838/13	NUT, union and bush, assembly						18	—	C		
	EG4-80-517	PIPE, pitot, from tee piece forward of frame 12 to coupling aft of frame 15, $\frac{3}{8}$ " o/d x 22 SWG						1	L.54	—		
7793	EA3-80-1639	PIPE, pitot, from coupling aft of frame 15 to tee coupling aft of frame 17, $\frac{3}{8}$ " o/d x 22 SWG						1	L.56	C		
	EA3-80-5603	PIPE, pitot, from coupling aft of frame 17 to drain trap aft of frame 20, $\frac{3}{8}$ " o/d x 22 SWG						1	L.56	LM		
	EA3-80-5605	PIPE, pitot, from drain trap to elbow coupling aft of frame 22, $\frac{3}{8}$ " o/d x 22 SWG						1	L.56	LM		
4953	EA3-80-1635	PIPE, static, from coupling forward of frame 12 to coupling aft of frame 15, $\frac{3}{8}$ " o/d x 22 SWG						1	L.56	C		
	EA3-80-5593	PIPE, static, from coupling aft of frame 15 to pipe EA3-80-5595, $\frac{3}{8}$ " o/d x 22 SWG						1	L.56	LM		
	EA3-80-5595	PIPE, static, between pipes EA3-80-5593 and EA3-80-5597, $\frac{3}{8}$ " o/d x 22 SWG						1	L.56	LM		




FUSELAGE  
CENTRE PORTION

Ref. No.	Part No.							Description	No. off	Matl Spec	Cl. of Equip M.R L.M	Plate No
		1	2	3	4	5	6					
	EA3-80-5597						PIPE, static, from pipe EA3-80-5595 to port wing coupling, 1 1/8" o/d x 22 SWG	1	L.56	LM		
5259	EEAS.21/2ERH						WASHER, 'D', 18 SWG	2	L.73	C		
	EA3-11-5001						STRUCTURE, CENTRE FUSELAGE, ASSEMBLY Spares for:—Identical to assembly Pt. No. EA1-11-1, AP.101B-0402-3A, except for the following deletions and additions  Delete:—	—	—	—		
3080	EA1-11-1097						DOOR, BOMB, PORT, ASSEMBLY	1	—	A		
3081	EA1-11-1098						DOOR, BOMB, STARBOARD, ASSEMBLY	1	—	A		
							Add:—					
14509	EA3-11-5009						DOOR, BOMB, PORT, ASSEMBLY Spares for:—Identical to assembly Pt. No. EA1-11-1097, AP.101B-0402-3A, except for the following additions	1	—	A		
							Add:—					
14513	EA3-11-5017						PLATE, cover, aft	1	—	C		
14511	EA3-11-5015						PLATE, cover, forward	1	—	C		
14510	EA3-11-5010						DOOR, BOMB, STARBOARD, ASSEMBLY Spares for:—Identical to assembly Pt. No. EA1-11-1098, AP.101B-0402-3A, except for the following additions	1	—	A		
							Add:—					
14514	EA3-11-5018						PLATE, cover, aft	1	—	C		
14512	EA3-11-5016						PEATE, cover, forward	1	—	C		

FUSELAGE

CENTRE FUSELAGE STRUCTURE.

REF. NO.	PART NO.	DESCRIPTION					No. OFF	MATL. SPEC.	Class of Equipmt.	Plate and Illust'n. No.
		1	2	3	4	5			M.R.	
		SUMMARY OF STOCK ITEMS USED ON CENTRE FUSELAGE STRUCTURE ASSEMBLY								
		REFER TO AP.4326B.Vol.3, PART 1, PAGES 403 TO 406								



FUSELAGE  
FRONT PORTION

Ref. No.	Part No.	Description						No. off	Matl Spec.	Cl. of Equip. M.R. L.M.	Plate No.
		1	2	3	4	5	6				
	EA3-10-5899	FRONT FUSELAGE, ASSEMBLY Spares for:—Identical to Assembly No. EA3-10-1, AP.101B-0402-3A, except for the following Delete:—						—	—	—	
34554	EA3-10-6301	HATCH, NAVIGATOR'S ESCAPE, GROUP AP.101B-0402-3A						1	—	A	
	EA3-10-17	KEEL UNIT, COMPLETE ASSEMBLY, AP.101B-0402-3A						—	—	—	
4411	EA3-10-2901	NOSE, PERSPEX GROUP AP.101B-0402-3A						1	—	A	
	EA3-10-1091	STRUCTURE, NOSE FORWARD OF FRAME 1, ASSEMBLY AP.101B-0402-3A Add:—						—	—	—	
	EA3-10-6045	COVER, WINDBREAK DOOR CONTROL ROD INSTALLATION ASSEMBLY Spares for:—						—	—	—	
	EA3-10-6047	COVER, assembly						1	—	—	
	EA3-10-6049	PLATE, stud						6	—	—	
	EA3-10-6051	PLATE, stud						2	—	—	
	EA3-10-6037	COVER, MECHANISM, WINDBREAK DOOR ASSEMBLY Spares for:—						—	—	—	
14524	EA3-10-6035	COVER						1	—	C	F/1
	EA3-10-5825	DOOR, WINDBREAK, AND MECHANISM ASSEMBLY Spares for:—						—	—	—	
12128	EA9-10-29	DOOR, windbreak						1	—	A	
23516	EA9-10-2653	HINGE, pin, door to structure						2	—	C/MR	
23517	EA9-10-2655	HINGE, pin, hydraulic jack to door						2	—	C/MR	
23518	EA9-10-2657	HINGE, pin, hydraulic jack to structure						2	—	C/MR	

FUSELAGE  
FRONT PORTION

Ref. No.	Part No.							Description	No. off	Matl Spec.	Cl. of Equip.		Plate No.
		1	2	3	4	5	6				M.R.	L.M.	
	EA3-10-5827							MECHANISM, WINDBREAK DOOR ASSEMBLY	—	—	—		
								Spares for:—					
	EA3-10-5997							BLOCK, pivot, release handle	1	—	—		
	EA3-10-5971							BRACKET, AIR BOTTLE INSTALLATION	—	—	—		
								Spares for:—					
	EA3-10-5983							BRACKET, air bottle assembly	1	—	—		
12284	EA9-10-2665							CLIP, assembly	1	—	C		
	EA3-10-5973							LEVER, assembly	1	—	—		
23717	EA9-10-4709							COLLAR	1	T.45	C/MR		
	EA3-10-5927							FITTING END CONTROL ROD GROUP	1	—	—		
								Consisting of:—					
28N/13510	HOFFMANN CJO							BEARING, spherical	1	—	C		
	EA3-10-5933							FITTING, end	1	—	—		
	EA3-10-5851							GUIDE, control rod, assembly	1	—	—		
	EA3-10-5999							HANDLE, operating 8 SWG	1	L.72	—		
	EEAS.164/8/13							HOSE, rubber	2	BSF.67	LM		
	EEAS.164.10.15							HOSE, rubber	1	BSF.67	LM		
23521	EA9-10-2671							LEVER, door lock, assembly	1	—	C/MR		
	EA3-10-5917							LEVER, group					
								Consisting of:—					
28N/13510	HOFFMANN CJO							BEARING, spherical	1	—	C		
	EA3-10-5929							BOSS	1	L.64	—		
	EA3-10-5925							LEVER	1	L.73	—		
	EA3-10-6003							LEVER, operating handle assembly	1	—	—		
	EA3-10-6005							LEVER, catch, assembly	1	—	—		
	EA3-10-2587							LEVER, at lower end of control tube, assembly	1	—	—		
	EA3-10-5853							LINK, connecting lever and control rod, assembly	2	S.3	—		
	EA3-10-6013							LINK, override	1	L.72	—		
	EA9-10-2591							PIN, door locking	2	DTD.5024	—		
	EA3-10-6007							PIN, at operating handle	1	S.1	—		
	EA3-10-6009							PIN, latch	1	L.65	—		
14522	EA3-10-5931							RING, sealing 1/2" at frame 1, control tube	1	Rubber SH.50	C	F/1	
	EA3-10-5849							ROD, CONTROL GROUP	1	—	—		
								Consisting of:—					
28N/13510	HOFFMANN CJO							BEARING, spherical	1	—	C		
	EA3-10-5855							ROD, control	1	—	—		

FUSELAGE  
FRONT FUSELAGE


Ref. No.	Part No.	Description						No. off	Matl Spec	Cl. of Equip. M.R. L.M.	Plate No.
		1	2	3	4	5	6				
37031	EA3-10-5989	ROD, CONTROL, GROUP						1	—	B	
		Spares for:—									
	EA3-10-5993	FITTING, end						1	L.65	—	
	EEAS.51	FORK, end						1	—	—	
	EA3-10-5995	LINK, plate						2	L.72	—	
	EA3-10-5991	TUBE						1	T.4	—	
21310	EA3-10-2677	ROD, CONTROL, GROUP						1	—	B/MR	
		Spares for:—									
	EEAS.51	FORK, end						1	—	—	
1115	EEAS.50	FORK, end, adjustable						1	—	C	
	EA9-10-4717	TUBE						1	—	—	
14523	EA3-10-6011	SPRING, at release handle						1	—	C	F/1
	EEAS.27.9GX	WASHER, at control tube						1	—	—	
	EA3-10-6249	HATCH, NAVIGATOR'S ESCAPE, ASSEMBLY (MOD. 4081) (Supplied to Drawing No. EA3-00-5323 for spares purposes)						—	—	—	
		Spares for:—									
5076	Martin Baker MBEU/320EE	CLIP, safety harness stowage						2	—	C	
		Attaching parts for MBEU/320EE:—									
28D/1011006	A25/5B	Bolt, 4 BA						4	—	C	
28M/1278189	AGS.2001/B1	Nut						4	—	C	
	EA3-10-2277	Packing						1	—	—	
	EA3-10-2281	Packing						2	—	—	
28W/9419474	SP.15/B	Washer						4	—	C	
5075	MBEU/321EE	CLIP, parachute harness stowage						2	—	C	
		Attaching parts for MBEU/321EE:—									
28D/1011006	A25/5B	Bolt, 4 BA						4	—	C	
28M/1278189	AGS.2001/B1	Nut						4	—	C	
	EA3-10-2275	Packing						1	—	—	
	EA3-10-2279	Packing						2	—	—	
28W/9419474	SP.15/B	Washer						4	—	C	
20515	EA6-10-2683	CURTAIN						2	—	C	
41775	EB7-10-5093	FORK, END, attachment for secondary release cable						1	—	C	
		Attaching parts for EB7-10-5093:—									
28M/1278190	AGS.2001/C1	Nut, 2 BA						1	—	C	
28W/9419475	SP.15/C	Washer						1	—	C	
41063	EA3-10-3017	HOUSING, spigot						2	—	C	
		Attaching parts for EA3-10-3017:—									
28D/9436920	A25/1C	Bolt, 2 BA						5	—	C	
28M/1278190	AGS.2001/C1	Nut						5	—	C	
28W/9419475	SP.15/C	Washer						5	—	C	
	EA3-10-111	PLATE, window securing						2	—	—	
		Attaching parts for EA3-10-111:—									
1025	EEAS.1/1C	Bolt, 2 BA						48	—	C	
28M/1278190	AGS.2001/C1	Nut						48	—	C	
	EA3-10-109	Plate, sealing						1	—	—	
28W/9419475	SP.15/C	Washer						48	—	C	

FUSELAGE  
FRONT FUSELAGE

Ref. No.	Part No.	Description	No. off	Matl Spec	Cl. of Equip.		Plate No
					M.R.	L.M.	
		1 2 3 4 5 6					
	EA3-10-311	SEAL, aft, 65" long (Make from Ref. 208)	1	Shore 35		LM	
	EA3-10-313	SEAL, fwd, 61" long (Make from Ref. 208)	1	Shore 35		LM	
	EA3-10-309	SEAL, side, 38" long (Make from Ref. 208)	1	Shore 35		LM	
	EA3-10-2883	SPIGOT, screwed	2	—		—	
28M/1007404	A27/JT	Attaching parts for EA3-10-2883:— Nut	1	—		C	
148	EA3-10-305	WINDOW, Perspex Attaching parts for EA3-10-305:—	2	—		C	
1031	EEAS.1/6C	Bolt, 2 BA	20	—		C	
28M/1278190	AGS.2001/C1	Nut	20	—		C	
149	EA3-10-307	Seal, rubber	2	—		C	
28W/9419475	SP.15/C	Washer	40	—		C	
26230	EA9-10-1921	HINGE, RELEASE MECHANISM MAIN DOOR, ASSEMBLY Spares for:—	1	—		B/MR	
	EA9-10-1923	BRACKET	1	—		—	
	EA1-10-1437	COLLAR	1	—		—	
	EA1-10-881	COLLAR	1	—		—	
	EA9-10-933	COLLAR	1	—		—	
	EA9-10-1925	GEAR, and shaft	1	S.11		—	
	EA9-10-1929	GEAR, bevelled	1	S.11		—	
	EA9-10-1931	SHAFT	1	—		—	
	EA9-10-2755	SLEEVE	1	—		—	
12291	EA9-10-1935	HINGE, PRESSURE PLATE, ASSEMBLY Spares for:—	1	—		B	
	EA1-10-893	CAP, sealing ring housing	1	—		—	
	EA3-10-2829	HOUSING, shaft sealing ring	1	L.40		—	
	EA3-10-2973	RING, sealing	1	Felt		—	
	EA3-10-5117	KEEL UNIT, COMPLETE, ASSEMBLY Spares for:—	—	—		—	
13091	EA3-11-655	BOLT, special (Made from A25/4E)	1	—		C	
	EA3-10-5119	SKINNING PRESSURE CABIN KEEL UNIT, ASSEMBLY Spares for:—Identical to assembly No. EA3-10-11, AP.101B-0402-3A	—	—		—	
	EA3-10-5121	MAIN FLOOR STRUCTURE, PRESSURE CABIN KEEL UNIT, ASSEMBLY Spares for:—Identical to assembly No. EA3-10-9, AP.101B-0402-3A	—	—		—	

FUSELAGE  
FRONT FUSELAGE

Ref. No.	Part No.	Description						No. off	Matl Spec	Cl. of Equip. M.R L.M	Plate No.
		1	2	3	4	5	6				
		FLOOR COCKPIT, ASSEMBLY EA3-16-5001 (Called up on EA3-45-5003)						—	—	—	
		Spares for:—									
27L/	Martin Baker A/MBUE 3666	BRACKET, ejection seat						2	—	—	
17777	EA3-16-135	BRACKET, mounting, lever						1	DTD 610	C	
17778	EA3-16-136	BRACKET, mounting, lever						1	DTD.610	C	
	EA3-16-5009	PANEL, detachable (Make from EA3-16-141, Ref. 26FZ/19288)						1	—	—	
	EA3-16-5011	PANEL, cover (Make from EA3-16-95)						1	—	—	
	EA3-16-5013	PANEL, cover (Make from EA3-16-95)						1	—	—	
25707	EA3-16-97	PANEL, cover						1	DTD.610	C	
31050	EA3-16-95	PANEL, COVER, ASSEMBLY						1	—	C	
		Spares for:—									
20987	EA3-16-143	PANEL, cover						1	—	C	
32714	EA3-16-5023	PLATE, TOP AFT, ASSEMBLY (Mod. 2737)						1	—	C	
		Spares for:—									
32713	EA3-16-5019	PLATE, cover						1	L.72	C	
	EA3-16-5021	STRIP, seating						1	L.72	—	
17774	EA3-16-125	PLATE, top aft assembly						1	—	C	
17781	EA3-16-183	PLATE, top assembly						1	—	C	



FUSELAGE  
NOSE PORTION

Ref. No.	Part No.	Description	No. off	Matl Spec	Cl of Equip.	Plate No
					M,R L,M	
	EH5-00-5	FUSELAGE, NOSE, ASSEMBLY Spares for:—Identical to assembly Pt. No. EA3-00-5, AP.101B-0402-3A, except for the following delctions and additions Delete:—	—	—	—	
	EA3-74-83	BLAST COOLING FOR INVERTER TYPE 231	—	—	—	
	EA3-74-21	COLD AIR SUPPLY TO PILOT	—	—	—	
	EA3-76-215	DE-MISTING SYSTEM (MOD. 176)	—	—	—	
	EA3-76-35	DE-MISTING SYSTEM (PRE-MOD. 176)	—	—	—	
	EA3-81-5	ELECTRICAL EQUIPMENT, FRONT FUSELAGE	—	—	—	
	EA3-10-1	FUSELAGE, FRONT	—	—	—	
	EA3-73-205	HYDRAULIC EQUIPMENT IN FRONT FUSELAGE	—	—	—	
	EA3-71-519	OXYGEN SYSTEM (MOD. 1413)	—	—	—	
	EA3-71-513	OXYGEN SYSTEM (PRE-MOD. 1413)	—	—	—	
	EA3-80-2411	PIPES, PITOT AND STATIC	—	—	—	
	EA3-80-2007	PRESSURE CABIN EQUIPMENT	—	—	—	
	EA3-82-1	RADIO AND INTERCOMM., INSTALLATION	—	—	—	
	EA3-10-2845	TUNNEL, BOMB AIMER'S, ASSEMBLY	—	—	—	
		Add:—				
	EA3-74-5001	BLAST COOLING FOR INVERTER, TYPE 103, ASSEMBLY Spares for:—	—	—	—	
32B/1250461		BLANKET, fibre glass	QR	DTD 900/4140	C	
14567	EA3-74-5005	DUCT, connecting, assembly (undrilled)	1	—	C	F.2
14566	EA3-74-5003	PIPE, cooling (Pre-Mod. 4719)	1	L.56	C	
	40771	PIPE, cooling, fork (Mod. 4719)	1	—	—	
	EA3-74-5007	PLATE, reinforcing	1	L.72	—	
14558	EA3-10-5401	SCOOP, air, assembly (undrilled)	1	—	C	
	40772	BLAST COOLING, FOR INVERTER, TYPE 108A (See page KC2) (Mod. 4719)	—	—	—	
	(SRIM.3491)	BLAST COOLING AND INVERTER, TYPE 200, MOUNTINGS, INSTALLATION (MOD. 4098) (SRIM.2964)	—	—	—	
	19C/40107	Spares for:—				
14572	EA3-74-5027	HOSE, connector (Alternative to EA3-74-5081)	1	—	C	
	EA3-74-5081	HOSE, connector (Alternative to EA3-74-5027)	1	—	—	
	19C-30536	PANEL, mounting, inverter	1	L.72	—	
	EA3-75-5121A	RING, clamping	2	—	—	
	19C/11629	SCOOP, air	1	L.59	—	
	19C/11621	TOP-HAT, section	2	L.72	—	
	EH5-80-307	PIPE, assembly (Mod. 4867)	1	—	—	
	EH5-80-311	PIPE, duct (Mod. 4867)	1	—	—	
	EA3-75-5053	CABIN PRESSURE SYSTEM (See page LA.1)	—	—	—	
	EA3-74-5009	COLD AIR SUPPLY TO PILOT, ASSEMBLY Spares for:—	—	—	—	
	EA3-74-5031	BRACKET, pipe clip	1	L.72	—	
7240	EA3-74-45	BRACKET, non-return valve	1	L.72	C	
8995	EA3-74-47	CLIP, non-return valve	2	L.72	C	
8990	EA3-74-53	COUPLING, drain pipe	1	DTD.423	C	
	EA3-74-63	HOSE, connection, 1" i/d x 3" long, between drain pipe sections (Make from 32C/376)	5	DTD.625	LM	
	EA3-74-67	HOSE, connection, 7/8" i/d x 1 1/4" long, water trap drain pipe (Make from 32C/488)	1	DTD.625	LM	



FUSELAGE  
NOSE PORTION

Ref. No.	Part No.	Description						No. off	Matl Spec	Cl. of Equip. M.R. L.M.	Plate No.
		1	2	3	4	5	6				
14517	King Aircraft C.3102							10	—	C	F.2
14519	EA3-10-5857							10	—	C	
14505	EA3-10-5227							1	—	A	F.2
12791	King Aircraft C.5331							11	—	C	
	EA3-10-5385							1	—	LM	
14506	EA3-10-5229							1	—	A	F.2
12791	King Aircraft C.5331							12	—	C	
	EA3-10-5399							1	—	LM	
14507	EA3-10-5437							1	—	A	F.2
28FP/9483306	Dzus FJ4/50 EA3-10-5443							12	—	C	
								1	Shore 30	—	
14508	EA3-10-5551							1	—	A	F.2
28FP/9483306	Dzus FJ4/50 EA3-10-5555							12	—	C	
								1	Shore 30	—	
36867	EA3-10-5045							1	—	MR	
29FP/9438491	Dzus S4/275							12	—	C	
36868	EA3-10-5047							1	—	MR	
28FP/9438491	Dzus S4/275							12	—	C	
	EH5-71-1							—	—	—	
	EA3-73-5003							—	—	—	
	EA3-73-5005							—	—	—	
	EH5-80-371							—	—	—	
6D/114								2	—	C	
28F/1367578	AS.8680							1	—	C	
28F/1367579	AS.8681							3	—	C	
28F/1367580	AS.8682							1	—	C	
28F/1367581	AS.8683							3	—	C	
26DK/23431	EEAS.552/6							1	—	C	
26DK/23436	EEAS.552/7							1	—	C	
	AGS.2097/4C							2	—	C	
6734	EEAS.136							12	—	C	
	EEAS.29/1ER							2	—	C	
16682	EA3-80-1665							8	—	C	
28E/20012	SP.91/C							4	—	C	
	AGS.606/D							8	—	—	

FUSELAGE  
NOSE PORTION

Ref. No.	Part No.	Description	No. off	Matl Spec	Cl. of Equip.		Plate No
					M.R.	L.M.	
		1 2 3 4 5 6					
2156	EEAS.112/7	CLIP, pipe, single flat	2	—		C	
5K/4345963	AS.4525/5	CLIP, pipe, single	40	—		C	
	EA1-71-77	CLIP, pipe, double angle	1	—		—	
1823	EEAS.91/2	CLIP, pipe, double flat	14	—		C	
28F/9475201	AGS.952/BB	COLLAR, pipe	1	—		C	
28F/1046323	AGS.838/6	DRAIN trap	5	—		C	
3400	EA3-80-1649	DRAIN trap reservoir	6	—		C	
	Dunlop						
27VA/	DC.403A/30	HOSE, at Zero Reader computer	1	—		—	
	EG9.80.1175	MOUNTING, P.E.C., INSTALLATION	—	—		—	
		Spares for:—					
	EG4.80.1117	ANGLE	1	—		—	
	EG9.80.1177	BRACKET, assembly	1	—		—	
28F/4051729	AGS.1106/BB	NIPPLE, adapter	1	—		C	
28F/1037653	AGS.838/13	NUT, union, assembly	97	—		C	
28F/1037452	AS.8599	NUT, union, assembly	2	—		C	
26DK/7759	EB2-70-1037	PIECE, spacing	5	—		—	
	EH5-80-243	PIPE, flexible	1	—		—	
	EH5-80-247	PIPE, flexible	1	—		—	
	EG4-80-517	PIPE, pitot, from centre fuselage to tee piece forward of frame 12 (See page F.1)	1	—		—	
	EG4-80-1055	PIPE, pitot, from tee piece forward of frame 12 to P.E.C. unit, $\frac{1}{8}$ " o/d x 22 SWG	1	L.54		LM	
	EG4-80-519	PIPE, pitot, from tee piece forward of frame 12 to bulkhead union at pressure bulkhead $\frac{1}{8}$ " o/d x 22 SWG	1	L.54		LM	
	EA3-80-5793	PIPE, pitot, from pressure bulkhead union to tee piece at navigator's position, $\frac{1}{8}$ " o/d x 22 SWG	1	L.56		LM	
	EA3-80-5787	PIPE, pitot, from tee piece to flexible pipe at navigator's A.S.I., $\frac{1}{8}$ " o/d x 22 SWG	1	L.56		LM	
	EA3-80-5791	PIPE, pitot, from tee piece to drain trap at frame 4, $\frac{1}{8}$ " o/d x 22 SWG	1	L.56		LM	
	EA3-80-5789	PIPE, pitot, from drain trap at frame 4 to drain trap tee at pilot's station, $\frac{1}{8}$ " o/d x 22 SWG	1	L.56		LM	
8643	EA3-80-1615	PIPE, pitot, from drain trap tee to flexible pipe, $\frac{1}{8}$ " o/d x 22 SWG	1	L.56		LM	
	EH5-80-235	PIPE, pitot, from flexible pipe to tee piece, $\frac{1}{8}$ " o/d x 22 SWG	1	L.54		LM	
	EH5-80-237	PIPE, pitot, from tee piece to machmeter, $\frac{1}{8}$ " o/d x 22 SWG	1	L.54		LM	
	EH5-80-239	PIPE, pitot, from tee piece to airspeed indicator, $\frac{1}{8}$ " o/d x 22 SWG	1	L.54		LM	

FUSELAGE  
NOSE PORTION

Ref. No.	Part No.						Description	No. off	Matl Spec	Cl. of Equip. M.R L.M	Plate No.
		1	2	3	4	5					
16681	EA3-80-5565						PIPE, static, from flexible hose at Zero Reader computer to drain trap tee, $\frac{1}{8}$ " o/d x 22 SWG	1	L.56	LM	
	EA3-80-5567						PIPE, static, from drain trap tee to tee piece at pilot's position $\frac{1}{8}$ " o/d x 22 SWG	1	L.56	LM	
	EA3-80-1583						PIPE, static, from tee piece to flexible pipe, $\frac{1}{8}$ " o/d x 22 SWG	1	L.54	LM	
	EH5-80-223						PIPE, static, from flexible pipe to pilot's altimeter tee union, $\frac{1}{8}$ " o/d x 22 SWG	1	L.54	LM	
	EG4-80-1057						PIPE, static, from pilot's altimeter tee union to flexible pipe, $\frac{1}{8}$ " o/d x 22 SWG stepped to $\frac{3}{8}$ " OD x 22 SWG	1	L.54	LM	
	EH5-80-225						PIPE, static, from pilot's altimeter tee union to four-way union, $\frac{1}{8}$ " o/d x 22 SWG	1	L.54	LM	
	EH5-80-227						PIPE, static, from four-way union to machmeter, $\frac{1}{8}$ " o/d x 22 SWG	1	L.54	LM	
	EH5-80-231						PIPE, static, from four-way union to rate of climb indicator, $\frac{1}{8}$ " o/d x 22 SWG	1	L.54	LM	
	EH5-80-233						PIPE, static, from four-way union to air speed indicator, $\frac{1}{8}$ " o/d x 22 SWG	1	L.54	LM	
	EA3-80-5775						PIPE, static, from tee piece at pilot's position to drain trap tee, $\frac{1}{8}$ " o/d x 22 SWG	1	L.56	LM	
	EA3-80-5777						PIPE, static, from drain trap tee to tee piece at navigator's position, $\frac{1}{8}$ " o/d x 22 SWG	1	L.56	LM	
	EA3-80-5779						PIPE, static, from tee piece to pipe Pt. No. EA3-80-5781, $\frac{1}{8}$ " o/d x 22 SWG	1	L.56	LM	
	EA3-80-5781						PIPE, static, from pipe Pt. No. EA3-80-5779 to flexible pipe at navigator's A.S.I., $\frac{1}{8}$ " o/d x 22 SWG	1	L.56	LM	
	EA3-80-5785						PIPE, static, from tee piece at navigator's position to bulkhead union at pressure bulkhead, $\frac{1}{8}$ " o/d x 22 SWG	1	L.56	LM	
	EA3-80-1603						PIPE, static, from drain trap at pressure bulkhead union to pipe Pt. No. EA3-80-1635 (See page F.1) $\frac{1}{8}$ " o/d x 22 SWG	1	L.56	LM	
	EG4-80-1075						PIPE, static, from starboard static vent between frames 10 and 11, to pipe Pt. No. EG4-80-5071, $\frac{1}{8}$ " o/d x 22 SWG	1	L.54	LM	
	EG4-80-1071						PIPE, static, from pipe Pt. No. EG4-80-1075 to pipe Pt. No. EG4-80-1083, $\frac{1}{8}$ " o/d x 22 SWG	1	L.54	LM	

FUSELAGE  
NOSE PORTION

Ref. No.	Part No.	Description	No. off	Matl Spec	Cl. of Equip.	Plate No
					M.R. L.M.	
		1 2 3 4 5 6				
	EG4-80-1083	PIPE, static, from pipe Pt. No. EG4-80-1071 to tee piece at frame 12A, 1/8" o/d x 22 SWG	1	L.54	LM	
	EG4-80-1073	PIPE, static, from port static vent between frames 10 and 11, to pipe Pt. No. EG4-80-1081, 1/8" o/d x 22 SWG	1	L.54	LM	
	EG4-80-1081	PIPE, static, from pipe Pt. No. EG4-80-1073 to pipe Pt. No. EG4-80-1059, 1/8" o/d x 22 SWG	1	L.54	LM	
	EG4-80-1059	PIPE, static, from pipe Pt. No. EG4-80-1081 to tee at frame 12A, 1/8" o/d x 22 SWG	1	L.54	LM	
	EG4-80-1149	PIPE, static, from tee piece at frame 12A to pipe Pt. No. EG4-80-1051 1/8" o/d x 22 SWG	1	L.54	LM	
	EG4-80-1051	PIPE, static, from pipe Pt. No. EG4-80-1149 to P.E.C. unit, 1/8" o/d x 22 SWG	1	L.54	LM	
	EG4-80-1053	PIPE, static, from P.E.C. unit to bulkhead union at pressure bulkhead, 1/8" o/d x 22 SWG	1	L.54	LM	
	EG4-80-1079	PIPE, static, from pressure bulkhead union to pipe Pt. No. EG4-80-1077, 1/8" o/d x 22 SWG	1	L.54	LM	
	EG4-80-1077	PIPE, static from pipe Pt. No. EG4-80-1079 to pipe Pt. No. EG4-80-1157, 1/8" o/d x 22 SWG	1	L.54	LM	
	EG4-80-1157	PIPE, static, from pipe Pt. No. EG4-80-1077 to pipe Pt. No. EH5-80-241, 1/8" o/d x 22 SWG	1	L.54	LM	
	EH5-80-241	PIPE, static, from pipe Pt. No. EG4-80-1157 to pipe Pt. No. EH5-80-249, 1/8" o/d x 22 SWG	1	L.54	LM	
	EH5-80-249	PIPE, static, from pipe Pt. No. EH5-80-241 to flexible pipe at navigator's altimeter, 1/8" o/d x 22 SWG	1	L.54	LM	
28F/4051641	AGS.1115/3	PLATE, washer	3	—	C	
2086	EA1-80-713	RING, sealing, at bulkhead union	3	—	—	
	EA3-80-5827	ROD, screwed, clip support at pressure bulkhead, frame 1	1	—	—	
	EA3-80-5829	ROD, screwed, clip support at pressure bulkhead, frame 1	1	—	—	
28F/19986	AS.3098	SEAL, O-ring	2	—	C	
28F/19987	AS.3099	SEAL, O-ring	6	—	C	
28F/1015879	AGS.904/BB	SLEEVE, adapter	1	—	C	
4956	EA3-80-1671	TUBE, adapter	2	—	C	
	EA3-80-5563	TUBE, rubber, flexible	2	—	—	
	EA3-80-5589	TUBE, rubber, flexible	2	—	—	
2087	EA1-80-711	UNION, bulkhead	3	—	C	
28F/18958	AS.6712	UNION, elbow	1	—	C	
28F/1046309	AGS.838/3	UNION, elbow	6	—	C	
26DK/11156	EF2-70-27	UNION, four-way	3	—	C	
28F/1046307	AGS.838/1	UNION, straight	16	—	C	
28F/1046308	AGS.838/2	UNION, tee	13	—	C	


FUSELAGE  
NOSE PORTION

Ref. No.	Part No.	Description						No. off	Matl Spec	Cl. of Equip. M.R L.M	Plate No.
		1	2	3	4	5	6				
6A/6203321	L83271-00-000							1	—		
28D/9419452	A25/3B							3	—	C	
28W/9419474	SP.15/B							3	—	C	
	EG4-80-1061							—	—	—	
	EG4-80-1063							1	—	—	
	EG4-80-1065							1	—	—	
	EG4-80-1179							1	—	—	
58770	EB8-10-7870							8	—	—	
28M/1278190	AGS.2001/C1							8	—	C	
28W/9419475	SP.15/C							8	—	C	
28W/9419487	SP.16/C							8	—	C	
	EG4-80-1062							—	—	—	
	EG4-80-1064							1	—	—	
	EG4-80-1066							1	—	—	
	EG4-80-1180							1	—	—	
58770	EB8-10-7870							8	—	—	
28M/1278190	AGS.2001/C1							8	—	C	
28W/9419475	SP.15/C							8	—	C	
28W/9419487	SP.16/C							8	—	C	
26DK18487	EEAS239/1/AH							35	—	—	
	EA3-45-5039							—	—	—	
	EA1-45-813							—	—	—	
6481	EA3-45-275							1	—	B	
9005	EA1-45-881							7	—	C	
9006	EA1-45-883							1	—	C	
6750	EA1-45-1121							1	—	C	
	EA3-45-5037							—	—	—	
9004	EA3-45-291							1	—	C	
28R/13491	AS.107							2	—	B	
9007	EA2-45-415							2	—	C	
	EA9-40-1							1	—	—	

FUSELAGE  
NOSE PORTION


Ref. No.	Part No.	Description						No. off	Matl Spec	Cl. of Equip. M.R. L.M.	Plate No
		1	2	3	4	5	6				
	EA3-90-5755	WAVEGUIDE, PRESSURISATION, GROUP						—	—	—	
		Spares for:—									
	EA3-90-5757	WAVEGUIDE, PRESSURISATION, FORWARD OF FRAME 3, GROUP						—	—	—	
		Spares for:—									
	EA3-90-5921	BRACKET, STOP VALVE MOUNTING, ASSEMBLY						1	—	—	
		Spares for:—									
	EA3-90-5923	BRACKET						1	—	—	
	EA3-90-5941	LABEL						1	—	—	
2165	EEAS.112/6	CLIP, pipe support						6	L.16	C	
1128	EEAS.69/2	GASKET, at pressure bulkhead, pipe connection						1	—	C	
	EA3-90-5835	LABEL, instruction						1	—	—	
14626	EA3-90-5765	PIPE, assembly, from frame 1C to coupling aft of frame 1B						1	DTD.5019	C	
14627	EA3-90-5927	PIPE, assembly, from coupling aft of frame 1B to tee piece at frame 1						1	DTD.5019	C	
	EA3-90-5935	PIPE, assembly, from stop valve to tee piece						1	DTD.5019	—	
14628	EA3-90-5931	PIPE, assembly, from stop valve to coupling at frame 2						1	DTD.5019	C	
14629	EA3-90-5771	PIPE, assembly, from coupling aft of frame 1 to coupling aft of frame 2						1	DTD.5019	C	
	EA3-90-5947	PLATE, label						1	L.72	—	
	EA3-90-5833	SLEEVE, screwed, aft, frame 1C						1	—	—	
981	EEAS.20/2DR	TAB, locking						3	—	C	
	Hymatic										
27VB/3441	C.50964	VALVE, stop, type SV.9						1	—	B	
	EA3-90-5759	WAVEGUIDE, PRESSURISATION, FRAME 3 TO PRESSURE BULKHEAD, GROUP						—	—	—	
		Spares for:—Identical to group Pt. No. EA3-70-45, AP.101B-0402-3A									
	EA3-90-5761	WAVEGUIDE, PRESSURISATION, PRESSURE BULKHEAD TO FRAME 12A, GROUP						—	—	—	
		Spares for:—									
3757	EA1-70-69	BLOCK, filter mounting at frame 12						1	DTD.36(B)	C	
	EA3-90-5805	BRACKET, mounting, reducing valve, assembly						1	—	—	
3756	EA1-70-33	CLIP, filter mounting						1	L.72	C	
17744	EEAS.143/17	CLIP, pipe securing						4	—	C	
	Dunlop										
27G/2091	ACO.1268	FILTER, air						1	—	A	
1128	EEAS.69/2	GASKET, pressure bulkhead adapter						1	—	C	
5888	EA3-70-57	PIPE, assembly, from pressure bulkhead to air filter at frame 12						1	L.56	C	
14630	EA3-90-5887	PIPE, assembly, from reducing valve to coupling at frame 12A						1	DTD.5019	C	
	EA3-90-5885	PIPE, assembly, from reducing valve to non-return valve						1	DTD.5019	—	





FUSELAGE  
REAR PORTION

Ref. No.	Part No.	Description						No. Off	M.R. Mat. Spec.	C.O.S. L.M.	Plate No.
		1	2	3	4	5	6				
	EA3-12-5001	FUSELAGE, REAR, ASSEMBLY Spares for:—Identical to assembly Pt. No. EA1-12-1, AP.4326B, Vol. 3, except for the following deletions and additions:—						—	—	—	
	EA1-12-9	Delete:— STRUCTURE, FUSELAGE, REAR, C/W SKIN, ASSEMBLY						—	—	—	
	EA3-12-5055	Add:— STRUCTURE, FUSELAGE, REAR, C/W SKIN, ASSEMBLY Spares for:—Identical to assembly Pt. No. EA1-12-9, AP.4326B, Vol. 3, except for the following deletions and additions:—						—	—	—	
	EA1-12-7	Delete:— STRUCTURE, REAR FUSELAGE, LESS SKIN						—	—	—	
	EA3-12-5057	Add:— STRUCTURE, REAR FUSELAGE, LESS SKIN Spares for:—Identical to assembly Pt. No. EA1-12-7, AP.4326B, Vol. 3						—	—	—	
	EA3-12-5027	STRUCTURAL PROVISION FOR RADIO ALTIMETER, AFT Spares for:—						—	—	—	
	EA3-12-5029	MOUNTING, assembly, radio altimeter, aft						1	—	—	
	EA3-12-5003	STRUCTURAL PROVISION FOR RADIO ALTIMETER, FORWARD Spares for:—						—	—	—	
	EA3-12-5005	MOUNTING, assembly, radio altimeter, forward						1	—	—	

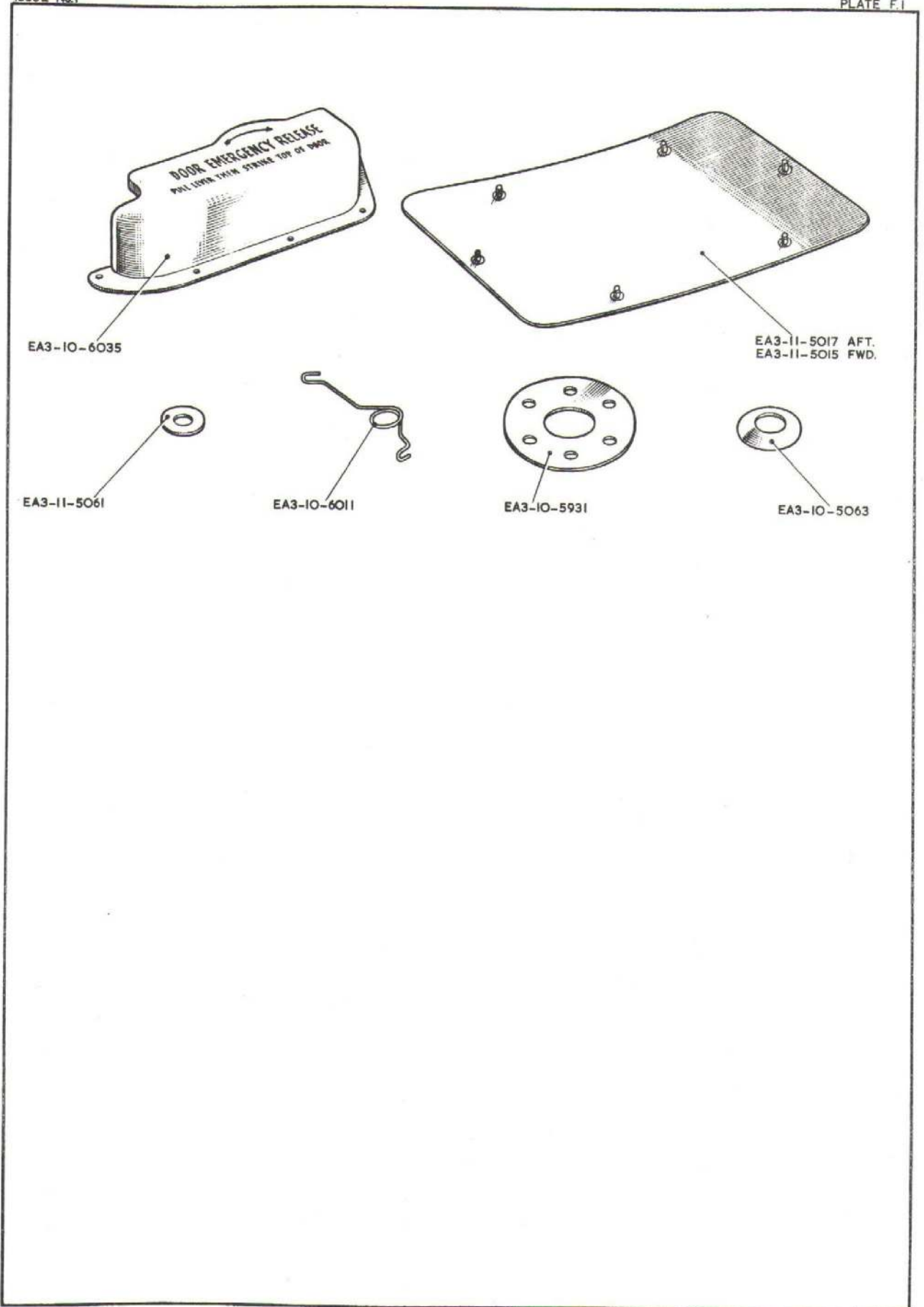


FUSELAGE  
REAR FUSELAGE AND TAIL UNIT

Ref. No.	Part No.	Description						No. off	Matl Spec.	Cl. of Equip. M.R. L.M.	Plate No.
		1	2	3	4	5	6				
	EH5-00-123	REAR FUSELAGE AND TAIL UNIT, ASSEMBLY						—	—	—	
	EA3-45-385	CONTROLS, FLYING IN REAR FUSELAGE Spares for:— See AP.101B-0402-3A						—	—	—	
	EA1-00-63	CONTROLS, RUDDER AND ELEVATOR ATTACHMENT DETAILS Spares for:— See AP.101B-0402-3A						—	—	—	
	EA3-81-5541	ELECTRICAL EQUIPMENT IN REAR FUSELAGE (See page CB.1)						—	—	—	
2988	EA1-12-17	FAIRING, REAR, GROUP Spares for:— See AP.101B-0402-3A						1	—	A	
	EA1-00-59	FAIRING, REAR, ATTACHMENT TO FUSELAGE Spares for:— See AP.101B-0402-3A						—	—	—	
2989	EA1-32-1	FIN, TAIL, GROUP (Mod. 626, Pre-Mod. 4478) (Supplied undrilled at base)						1	—	A	
1439172	EA3-00-1071	FIN, TAIL, GROUP (Spares conditioned) (Mod. 4478, Pre-Mod. 5043)						1	—	A	
6119234	EA3-00-5399	FIN, TAIL, GROUP (Spares conditioned) (Mod. 5043) Spares for:— See AP.101B-0402-3A						1	—	A	
	EA1-00-55	FIN TO FUSELAGE ATTACHMENT Spares for:— See AP.101B-0402-3A						—	—	—	
	EA3-12-5001	FUSELAGE, REAR (See page FC.1)						—	—	—	
3071	EA1-12-597	PLATE, sealing, tailplane to fuselage, forward, port						1	—	MR	
3072	EA1-12-598	PLATE, sealing, tailplane to fuselage, forward, starboard						1	—	MR	
3073	EA1-12-599	PLATE, sealing, tailplane to fuselage, aft, port						1	—	MR	
3074	EA1-12-600	PLATE, sealing, tailplane to fuselage, aft, starboard						1	—	MR	
	EA1-00-57	RUDDER TO FIN AND FUSELAGE ATTACHMENT Spares for:— See AP.101B-0402-3A						—	—	—	
2990	EA1-33-1	RUDDER, c/w TAB (Pre-Mod. 894)						1	—	A	
5173	EA3-33-1	RUDDER, c/w TAB (Mod. 894, Pre-Mod. 4478)						1	—	A	
1439171	EA3-00-1069	RUDDER, c/w TAB (Mod. 4478, Pre-Mod. 5043)						1	—	A	
6119223	EA3-00-5897	RUDDER, c/w TAB (Mod. 5043) Spares for:— See AP.101B-0402-3A						1	—	A	
	EA3-83-5481	STOWAGE, BOMB DOOR COVER PLATES, BETWEEN FRAMES 32 AND 33, INSTALLATION Spares for:—						—	—	—	
	EA3-83-5491	ANGLE						3	—	—	
14620	EA3-83-5483	BAG, STOWAGE, ASSEMBLY Consisting of:—						1	—	B	
	EA3-83-5485	BAG, stowage						1	Canvas	—	

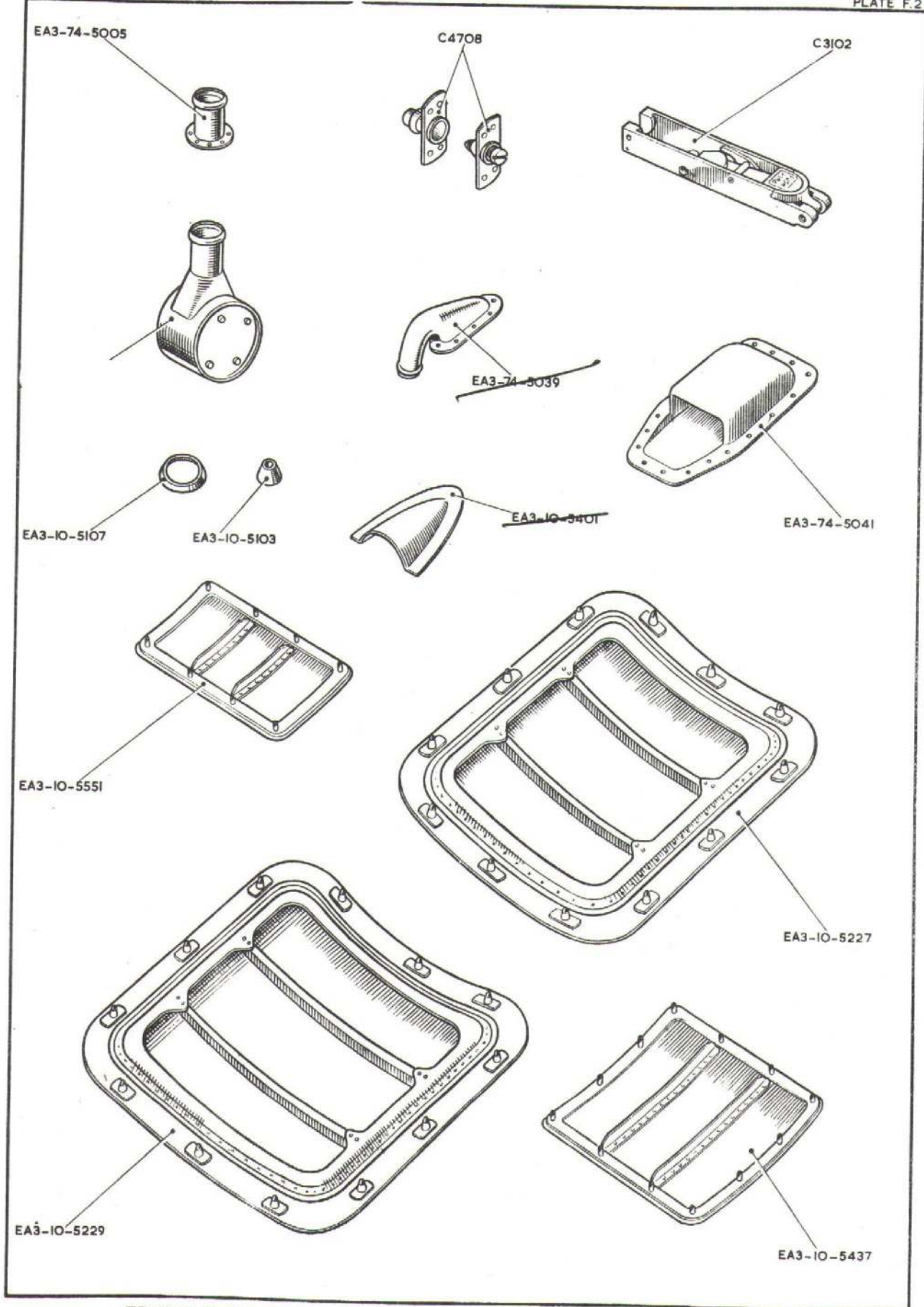
FUSELAGE  
REAR FUSELAGE AND TAIL UNIT

Ref. No.	Part No.							Description	No. off	Matl Spec.	Cl. of Equip.		Plate No.
		1	2	3	4	5	6				M.R.	L.M.	
29G/4054	Tenax-31							BUTTON	3	—		C	
	AGS.232/F							EYELET	6	—		—	
	Tenax-302							NUT	3	—		—	
	EA3-83-5487							PATCH, reinforcing	3	Hide		—	
	Tenax-41							PEG, clinch	3	—		—	
	Tenax-99							SOCKET	3	—		—	
28D/1013284 28M/1278190 28W/9419475	EA3-83-5489							STRIP, reinforcing	6	Hide		—	
								Attaching parts for EA3-83-5483					
	AS.1248/2C							Bolt, 2 BA	6	—		C	
	AGS.2001/C/1							Nut, 2 BA	6	—		C	
	SP.15/C							Washer	6	—		C	
	EA3-83-143							STOWAGE, ENGINE CARTRIDGE, INSTALLATION Spares for:— See AP.101B-0402-3A	—	—		—	
EA3-00-5007							TAILPLANE AND ELEVATORS (See page M. 1)	—	—		—		
EA1-00-53							TAILPLANE TO REAR FUSELAGE ATTACHMENT Spares for:— See AP.101B-0402-3A	—	—		—		



WINDBRAKE DOOR RELEASE & BOMB DOOR COVER PLATES





FRONT & NOSE FUSELAGE — STRUCTURE EQUIPMENT



This file was downloaded  
from the RTFM Library:

Link: [www.scottbouch.com/rtfm](http://www.scottbouch.com/rtfm)

Please see site for usage terms,  
and more aircraft documents.

