


POWER INSTALLATION
COWLING, ENGINE PORT AND STARBOARD

| REF. NO. | PART NO. | DESCRIPTION | | | | | No. OFF | MATL. SPEC. | Class of Equip. M.R. | Plate and Illust'n. No. |
|----------|------------|-------------|--|---|---|---|---------|-------------|-------------------------|-------------------------|
| | | 1 | 2 | 3 | 4 | 5 | | | | |
| | EAL-50-395 | COWLING, | ENGINE PORT ASSEMBLY | | | 1 | - | - | | |
| | | | Spares for:- Refer to AP.4326B Vol.3, Part 1 Pages 599 to 604 | | | | | | | |
| | EAL-50-396 | COWLING, | ENGINE STARBOARD ASSEMBLY | | | 1 | - | - | | |
| | | | Spares for:- Refer to AP.4326B, Vol.3, Part 1, Pages 615 to 618. | | | | | | | |



Issued with A.L. No.1
September, 1960.


RESTRICTED

JA.1

POWER INSTALLATION
ENGINE MOUNTINGS AND ATTACHMENTS
PORT AND STARBOARD

| REF. NO. | PART NO. | DESCRIPTION | | | | | No. OFF | MATL. SPEC. | Class of Equip. | Plate and Illust'n. No. |
|----------|----------|--|---|---|---|---|---------|-------------|-----------------|-------------------------|
| | | 1 | 2 | 3 | 4 | 5 | | | M.R. | |
| | EAL-51-1 | ENGINE MOUNTINGS AND ATTACHMENTS, PORT, ATTACHMENTS, PORT, ASSEMBLY Spares for:- Refer to AP.4326B, Vol.3, Part 1 Page 631. | | | | | - | - | - | |
| | EAL-51-2 | ENGINE MOUNTINGS AND ATTACHMENTS, STARBOARD ASSEMBLY Spares for:- Refer to AP.4326B Vol.3, Part 1, Page 637. | | | | | - | - | - | |

RESTRICTED



CANBERRA T.Mk.19

Page JB.1/2

POWER INSTALLATION
R.A.3. ENGINE INSTALLATION PORT


| Ref. No. | Part No. | Description | | | | | | No. off | Matl Spec. | Cl. of Equip. M.R. L.M. | Plate No. |
|--------------------------|------------------------------------|---|---|---|---|---|---|---------|------------|-------------------------|-----------|
| | | 1 | 2 | 3 | 4 | 5 | 6 | | | | |
| | EA1-00-103 | RA.3 ENGINE INSTALLATION PORT ASSEMBLY | | | | | | — | — | — | |
| | | Spares for:— | | | | | | | | | |
| 15083 | EA4-61-93 | BRACKET, assembly | | | | | | 1 | — | C | |
| 6967 | EA4-61-97 | CLIP, assembly | | | | | | 1 | — | C | |
| 1380 | EA1-50-959 | DUCT, air, compressor bleed valve | | | | | | 1 | — | C | |
| | EA1-60-5 | FIRE PROTECTION SYSTEM, ENGINE BAY | | | | | | | | | |
| | | Spares for:— | | | | | | | | | |
| | | See AP.101B-0402-3A | | | | | | | | | |
| 1381 | EA1-60-57 | PIPE, flexible fire protection system (Dunlop Pt. No. AHO/24508/10.75) | | | | | | 1 | WH2/1 | C | |
| 1383 | EA1-57-15 | PIPE, flexible fuel feed to engine (Dunlop Pt. No. AHM/541/21.00) | | | | | | 1 | WH2/1 | C | |
| | EA1-50-1667 | PIPE, DRAIN ASSEMBLY | | | | | | 1 | — | — | |
| | | Spares for:— | | | | | | | | | |
| 2961 | EA1-50-1665 | PIPE, drain assembly | | | | | | 1 | — | C | |
| 1524 | EA3-75-263 | PIPE, CABIN H.P. SYSTEM GROUP | | | | | | 1 | — | C | |
| | | Consisting of:— | | | | | | | | | |
| 2969 | KING AIRCRAFT GLASGOW C.2593 | COUPLING, flexible | | | | | | 1 | — | C | |
| 28F/8280 | AGS.1142/H | NIPPLE | | | | | | 2 | — | C | |
| 16549 | EA3-75-255 | PIPE, assembly | | | | | | 1 | — | C | |
| 5602 | EA3-75-257 | PIPE, assembly | | | | | | 1 | — | C | |
| 30A/2208 | — | WIRE, locking 16 SWG | | | | | | QR | Soft Iron | C | |
| 12064 | EA3-50-1 | PIPE, ENGINE WHEEL CASE BREATHER, GROUP | | | | | | 1 | | | |
| | | Spares for:— | | | | | | | | | |
| | EA3-50-7 | CLIP | | | | | | 2 | | | |
| | EA3-50-3 | PLATE, pipe attachment | | | | | | 1 | — | — | |
| 1445 | EEAS.66/4 | RING, clamping | | | | | | 2 | L.72 | C | |
| 5850 | EA3-50-9 | SLEEVE, connecting | | | | | | 1 | Silastic | C | |
| 1387 | EA3-57-33 | PIPE, from compressor assembly | | | | | | 1 | T.26 | C | |
| 19842 | EA2-57-785 | PIPE, flexible air | | | | | | 1 | | C | |
| 1391 | EA1-50-973 | RING, air duct retaining | | | | | | 1 | L.59 | | |
| | EA3-81-1105 | THERMOCOUPLE ASSEMBLY | | | | | | 4 | — | | |
| | | Spares for:— | | | | | | | | | |
| 3613 | — | TUBE, silicon rubber $\frac{3}{8}$ " i/d x 16" long | | | | | | 1 | S.H.75-80 | C | |
| 6A/3811 or 6A/5452 | — | THERMOCOUPLE | | | | | | 1 | | A | |

Restricted

| Ref. No. | Part No. | | | | | | | Description | No. off | Matl Spec. | Cl. of Equip. | | | Plate No. |
|----------|----------|---|---|---|---|---|---|-------------|---------|------------|---------------|------|--|-----------|
| | | 1 | 2 | 3 | 4 | 5 | 6 | | | | M.R. | L.M. | | |
| | | | | | | | | | | | | | | |

POWER INSTALLATION
R.A.3 ENGINE INSTALLATION, STARBOARD

| Ref. No. | Part No. | Description | No. Off | | | | | | M.R. | | C.O.S. | Plate No. |
|-------------|----------------------|---|---------|----|---|---|---|---|------|-------------|--------|-----------|
| | | | 1 | 2 | 3 | 4 | 5 | 6 | Mat. | Spec. | L.M. | |
| | EA3-00-5010 | R.A.3, ENGINE INSTALLATION, STARBOARD | | | | | | | | | | |
| 19854 | EA4-61-107 | Spares for:-- BRACKET, PIPE ATTACHMENT, ASSEMBLY (MOD. 2726) | | 1 | | | | | | | | C |
| | | Consisting of:-- | | | | | | | | | | |
| 28D/9140644 | A25/9C | BOLT, 2 BA | | 2 | | | | | | | | C |
| | EA4-61-109 | BRACKET, assembly, c/w halfclip | | 1 | | | | | | | | C |
| 32813 | EA4-61-113 | CLIP, half, assembly | | 1 | | | | | | | | C |
| 28M/9418396 | AGS.2001/C/1 | NUT, 2 BA | | 2 | | | | | | | | C |
| 1380 | EA1-50-959 | DUCT, air, compressor bleed valve | | 2 | | | | | | | | C |
| | EA1-60-6 | FIRE PROTECTION, SYSTEM, ENGINE BAY | | | | | | | | | | |
| | | Spares for:-- See AP.4326B, Vol. 3 | | | | | | | | | | |
| 1382 | EA1-60-58 | PIPE, flexible, fire protection system (Dunlop Pt. No. AHO.24509/10.75) | | 1 | | | | | | | | C |
| 1384 | EA1-67-16 | PIPE, flexible, fuel feed (Dunlop Pt. No. AHM.542/21.00) | | 1 | | | | | | | | C |
| | EA1-50-1667 | PIPE, DRAIN, ASSEMBLY | | 1 | | | | | | | | |
| | | Spares for:-- | | | | | | | | | | |
| 2961 | EA1-50-1665 | PIPE, drain, assembly | | 1 | | | | | | | | C |
| 1526 | EA3-75-265 | PIPE, ASSEMBLY, H.P. CABIN PRESSURE SYSTEM | | 1 | | | | | | | | C |
| | | Consisting of:-- | | | | | | | | | | |
| | King Aircraft C.2593 | COUPLING, flexible (Alternative to C.5623K) | | 2 | | | | | | | | C |
| | 33679 C.5623K | COUPLING, flexible (Alternative to C.2593) | | 2 | | | | | | | | C |
| 28F/9486111 | AGS.1142/H | NIPPLE | | 2 | | | | | | | | C |
| | 5602 EA3-75-257 | PIPE, assembly | | 1 | | | | | | | | C |
| | 21723 EA3-75-259 | PIPE, assembly | | 1 | | | | | | | | C |
| | 30A/3338 | WIRE, locking, 16 SWG | | 1 | | | | | | | | C |
| | | | | QR | | | | | | | | C |
| 19836 | EA3-50-11 | PIPE, ENGINE WHEELCASE, BREATHER, ASSEMBLY (MOD. 2726) | | 1 | | | | | | | | B |
| | | Spares for:-- | | | | | | | | | | |
| 1445 | EEAS.66/4 | RING, clamping | | 1 | | | | | | | | C |
| 5850 | EA3-50-9 | SLEEVE, pipe connecting | | 1 | | | | | | | | C |
| 19846 | EB6-57-83 | PIPE, flexible, assembly | | 1 | | | | | | | | C |
| 6970 | EB7-61-85 | PIPE, flexible, two speed generator | | 1 | | | | | | | | C |
| 1390 | EA1-57-871 | PIPE, flexible, air | | 1 | | | | | | | | C |
| | EA1-50-1615 | PIPE, fuel drain | | 1 | | | | | | | | C |
| 1391 | EA1-50-973 | RING, air duct, retaining | | 4 | | | | | L.59 | | | C |
| | EA3-81-1105 | THERMO-COUPLE, ASSEMBLY | | 4 | | | | | | | | C |
| | | Spares for:-- | | | | | | | | | | |
| 6A/3811 | - | THERMO-COUPLE | | 1 | | | | | | | | C |
| or | | | | | | | | | | | | |
| 6A/5452 | - | TUBE, silicon rubber, 5/16" i/d x 16" long | | 1 | | | | | | Shore 75-80 | | C |
| 3613 | - | | | | | | | | | | | |



This file was downloaded
from the RTFM Library.

Link: www.scottbouch.com/rtfm

Please see site for usage terms,
and more aircraft documents.

