

## Chapter 13

# EXTREME COLD WEATHER CLOTHING

### LIST OF CONTENTS

	Para.		Para.
Introduction	1	Outer and inner mitts	11
Cold weather cap	2	Working gloves	14
Outer parka	3	Mukluks	15

### LIST OF ILLUSTRATIONS

	Fig.		Fig.
Cold weather cap	1	Working gloves	4
Outer parka	2	Mukluk assembly	5
Outer and inner mitts	3	Felt insole	6

#### Introduction

1. The clothing described in the following paragraphs is for use in extreme cold weather conditions, in conjunction with the standard items described in other chapters.

#### Cold weather cap

2. The cold weather cap (*fig. 1*) is made of windproof material and is lined with woollen fabric. It may be worn alone or under the hood of the cold weather overall or the outer parka. The cap has a large square shaped peak, and an internally

stowed flap is fitted which can be turned down to give protection to the back of the neck, ears, temples, and forehead. The cap is available in Sizes  $6\frac{1}{2}$  to  $7\frac{3}{4}$ , rising by  $\frac{1}{8}$  in., under Stores Ref. 22C/1275 to 1285.

#### Outer parka

3. The outer parka (*fig. 2*) is worn over the cold weather overall; it may be worn in flight, but it is rather bulky. The parka is available in Sizes 1 to 8 under Stores Ref. 22C/1233 to 1240.




Fig. 1. Cold weather cap

**RESTRICTED**

4. The parka is a hip-length jacket made of three layers of material—the outer layer and the lining are made up in windproof cotton fabric. The interlining is of worsted cut pile material; the pile threads maintain a layer of air, which has excellent insulating properties, between the fabric layers of the garment.



Fig. 2. Outer parka

5. The collar, to which the hood is attached, is lined with fur material. The hood is made of two thicknesses of windproof fabric, and is fitted with a drawcord. An adjustable wire-stiffened curtain, edged with wolverine fur to prevent frosting, extends beyond the hood. This curtain can be adjusted by the wearer as desired.

6. The parka has two side pockets, the openings being set at an angle, and a breast

pocket with a vertical opening. The pockets have double flaps to prevent the entry of snow, and are fastened by buttons. A pencil pocket is provided on the upper part of the left sleeve.

7. The belt, which fastens with a non-slip buckle, is channelled through the sides and back of the jacket so that it cannot catch on projections. A drawcord is provided on the lower edge of the garment, which can be pulled in to give maximum protection.

8. A sliding fastener closes the front of the parka and the opening is further covered by two flaps, one buttoning from left to right and the other overlapping it from right to left, both flaps being fastened on the same row of buttons. A buttoned flap protects the front of the neck.

9. The sleeves are of the type known as "pivot" sleeves, which allow the wearer to lift his arms freely. The cuffs are of the non-adjustable jacket type.

10. Shoulder straps are provided for rank braid. The straps are partly sewn down, and should be finally sewn in position when the braid is fitted.

#### Outer and inner mitts

11. The outer mitts (*fig. 3*) are made of horsehide. The palm of the hand is lined with wool pile material, and a pad of the same material is sewn on the back. The pad is used for warming the nose or face if they become frostbitten and is also useful as a nose wiper. The outer mitts are available in small, medium, and large sizes under Stores Ref. 22C/1272 to 1274.

12. The inner mitts are made of knitted wool with a double-thickness ribbed cuff. They are worn under the leather outer mitts, if necessary in conjunction with woollen wristlets. The inner mitts are available in small, medium, and large sizes under Stores Ref. 22C/1269 to 1271.

13. The mitts should be kept as dry as possible. Tape loops are provided so that they may be hung up to dry.

#### Working gloves

14. The working gloves (*fig. 4*) are made of leather and fabric and are fleece-lined. They may be worn alone or with woollen

**RESTRICTED**

ADMIRALTY  
AIR MINISTRY

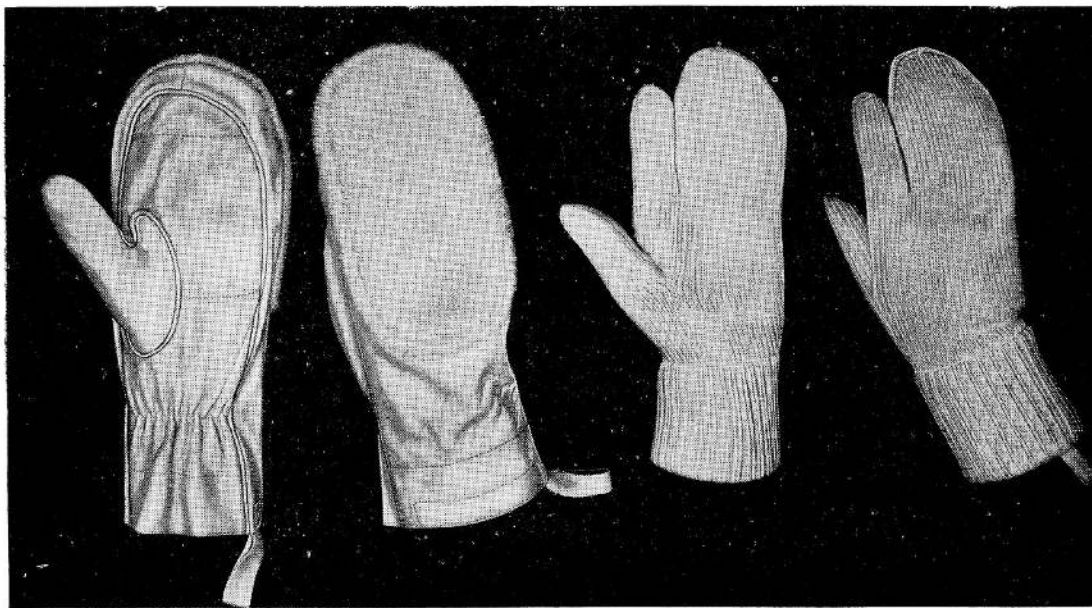


Fig. 3. Outer and inner mitts

wristlets. The reinforcing leather covers the front of the glove, the back of the index finger, and the tips of the backs of the remaining fingers. A double-thickness knitted cuff protects the wrist. Tape loops are provided so that the gloves can be hung up to dry. The gloves are available in small, medium, and large sizes under Stores Ref. 22C/1286 to 1288.

**Mukluks**

15. Mukluks are worn instead of flying boots by personnel operating in dry snow conditions. The mukluk assembly (fig. 5) consists of three pairs of woollen socks, a duffle sock, and a rubber and canvas boot. These items are available under the following Stores Ref. numbers in Section 22C :—

Item	Size	Stores Ref.
Mukluk	6 to 11	1241 to 1246
Socks, woollen, undyed, plain knit	10 to 12 in half-sizes	1259 to 1263
Socks, woollen, undyed, ribbed knit	10 to 12 in half-sizes	1264 to 1268
Duffle sock	6 to 11	1247 to 1252
Insole, felt and plastic	6 to 11	1253 to 1258

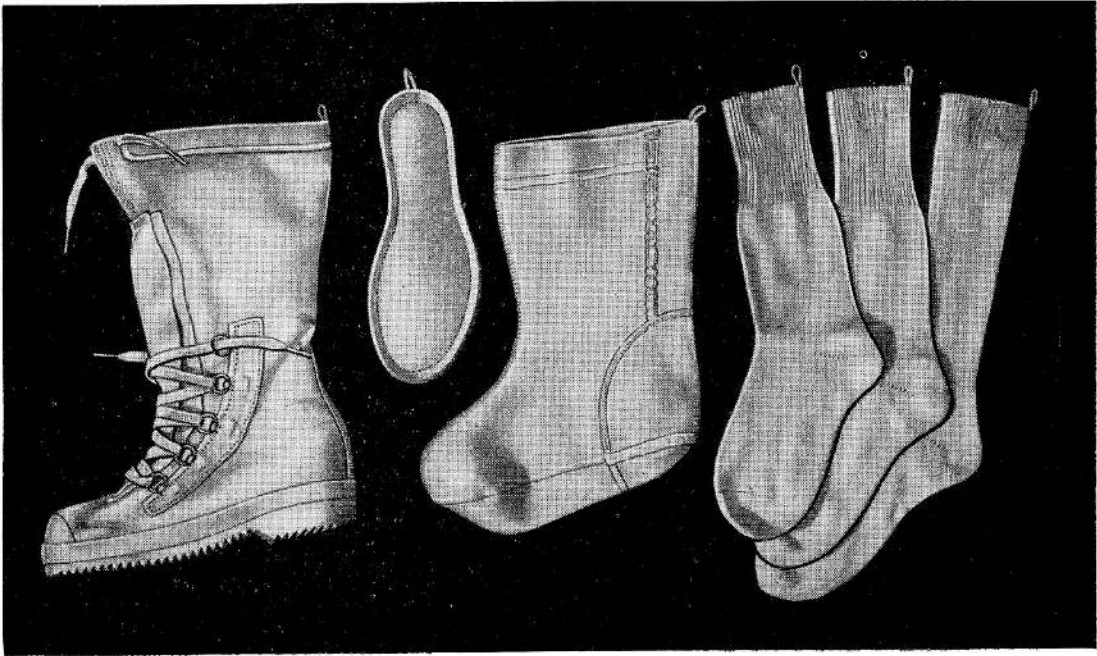


Fig. 4. Working gloves

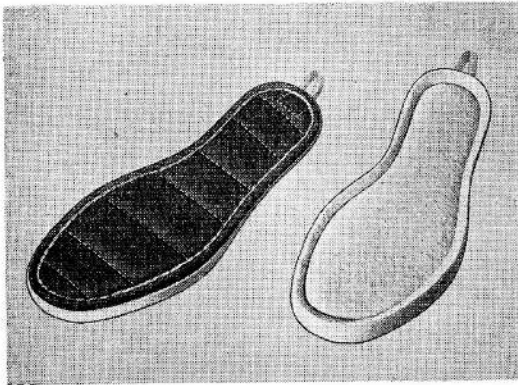
16. The two inner pairs of woollen socks are of the same size and can be distinguished by the fact that they are ribbed for about 5 in. at the top. The third and outermost pair of socks is ribbed to the ankle. The socks are issued in sets of the same size, but the ribbed socks are a half-size larger than that marked on them, so that they fit comfortably over the two inner pairs. All

FLYING CLOTHING AND SURVIVAL EQUIPMENT  
This is Amendment List No. 24 to Air Publication 1182E, Volume I Section 1, Chapter 13. Remove and dispose of the existing leaf bearing para. 15 to 19, and substitute this leaf.  
Record the incorporation of this A.L. in the Amendment Record Sheet.

ENGINEER



**Fig. 5. Mukluk assembly**



**Fig. 6. Felt insole**

three pairs of socks have tape loops so that they can be hung up to dry.

**17.** The duffle sock, which should be put on over the woollen socks and before the foot is inserted in the boot, is made with

edge-to-edge seams to reduce bulkiness, and is reinforced at the heel with cotton fabric. A tape loop is sewn to the top of the sock.

**18.** A thick felt insole with a ventilating mesh sole (*fig. 6*) is fitted in each boot. The insole can be removed and hung up to dry. The boot has a waterproof canvas upper and a rubber sole and galosh. The sole is ribbed to afford a good grip on snow and ice. The boot is provided with a full bellows tongue, which allows sufficient expansion for the wearer to put it on easily. Once on, the boot is secured by lacing through five pairs of metal rings. The top of the boot can be closed by a drawcord.

**19.** The various items of the mukluk assembly should be hung up overnight to air in a warm dry place. The wearer should try to prevent snow or ice from getting inside his footwear.

This file was downloaded  
from the RTFM Library.

Link: [www.scottbouch.com/rtfm](http://www.scottbouch.com/rtfm)

Please see site for usage terms,  
and more aircraft documents.

