

SHACKLETON Mk. 2

**CONTROLS
AUTO PILOT**

Ref. No.	Part No.	Description				No. off	Matl. Spec.	Cl. of St.	Plate and Illust'n No.
		1	2	3	4			M.R.	
CONTROLS AUTO PILOT ASSEMBLIES									
Consisting of:—									
CONTROL AUTO PILOT IN FRONT CENTRE PORTION (6R3429)									
Spares for:									
6T3	—	Amplifier on flight engineer's bulkhead ...				1	—	A	4/1
6T/11	—	Box, junction on wireless operator's bulkhead				1	—	A	4/2
6T/19	—	Box, control type "D" on panel in canopy roof				1	—	A	4/3
CABLE GROUPS (V5630)									
(See Electrical Installation)									
13062	1SS3264	Clip, cable				3	L72	C	4/4
13091	2SS3264	Clip, cable				6	L72	C	4/5
13107	3SS3264	Clip, cable				8	L72	C	4/6
13135	5SS3264	Clip, cable				3	L72	C	4/7
13112	12SS3264	Clip, cable				1	L72	C	4/8
6T/13	—	Control, type B.1 on arm rest pilot's seat...				1	—	A	4/10
FAIRLEAD, FOR CABLES AT JUNCTION BOX, GROUP									
Spares for:—									
	53R2886	Fairlead, half				1	BSS668		4/11
	12aR3429	Fairlead, centre				1	BSS668		
	12bR3429	Fairlead, half				1	BSS668		
	12cR3429	Strip, bonding				1	L4		
	12dR3429	Strip, bonding				1	L4		
	12eR3429	Strip, bonding				1	L4		
FAIRLEAD, FORMER "A" PORT, GROUP									
Consisting of:—									
	13R3429	Fairlead, half				2	—		
	13aR3429	Strip, bonding				2	BSS668		
	13bR3429	Strip, bonding				2	L4		
FAIRLEAD, FORMER "A" PORT, GROUP									
Spares for:—									
	11R3429	Fairlead, half				1	DTD364A		
	11aR3429	Fairlead, centre				1	DTD364A		
	11bR3429	Fairlead, half				1	DTD364A		
	11cR3429	Fairlead, half				1	DTD364A		
6432	14R3429	FAIRLEAD, AT FLOOR, FORMER "A", GROUP				2	—	C	4/12
Consisting of:—									
	14aR3429	Fairlead, half				1	L72		
	14bR3429	Fairlead, half				1	L72		
	14cR3429	Fairlead, centre				1	L72		
6B/1996	—	Indicator, compass gyro tpe IV.B on navigator's instrument panel				1	—	A	4/9
6T/12	—	Mounting, for junction bk on W/O bulkhead				1	—	A	4/13
6T/4	—	Plate, mounting amplifier on engineer's bulkhead				1	—	A	4/14

SHACKLETON Mk. 2

Page 34

**CONTROL
AUTO PILOT**

Ref. No.	Part No.	Description				No. off	Matl. Spec.	Cl. of St.	Plate and Illust'n No.
		1	2	3	4			M.R.	
		CONTROLS, AUTO PILOT IN CENTRE PORTION (9R3429) (Ref. Drg. R3067)							
		Spares for :—							
2881	4R2885	Bolt , special hd. 2 BA x .86" long attachment of sprocket aileron servo				6	K.Monel	C	4/15
27KB/115	AS211/35P	CHAIN, SPROCKET, GROUP ...				1	—	A	4/16
27KB/117	AS211/53P	CHAIN, SPROCKET, GROUP ...				1	—	A	4/17
	58R2886	Fairlead ...				4	DTD363A		4/18
2471	6R2885	Guard , sprocket ...				1	BSS668	C	4/19
	1R2901	GUARD, OVER AILERON SERVO, GROUP				1	—		
		Spares for :—							
2882	4R2901	COVER, FRONT, GROUP ...				1	—	C	4/20
2883	15R2901	DOOR, ACCESS TO AILERON SERVO & LEVER, GROUP				1	—	C	4/21
2884	14R2901	GUARD, SPROCKET, AILERON SERVO, GROUP				1	—	C	4/22
2885	3R2901	PANEL, SIDE, L.H. GROUP ...				1	—	C	4/23
2886	13R2901	PANEL, SIDE, R.H. GROUP ...				1	—	C	4/24
6T/5	—	Motor , servo type " B " ...				1	—	A	4/25
6T/8	—	Mounting , servo type " B " ...				1	—	A	4/26
6T/2	—	Mounting , anti-vibration ...				1	—	A	4/27
2887	8R2885	Screw , for guard ...				4	—	C	4/28
2888	9R2885	Sprocket , servo motor ...				1	DTD124A	B	4/29
6T/1	—	Unit , gyro type " B " ...				1	—	A	4/30

SHACKLETON Mk. 2

**CONTROL
AUTO PILOT**

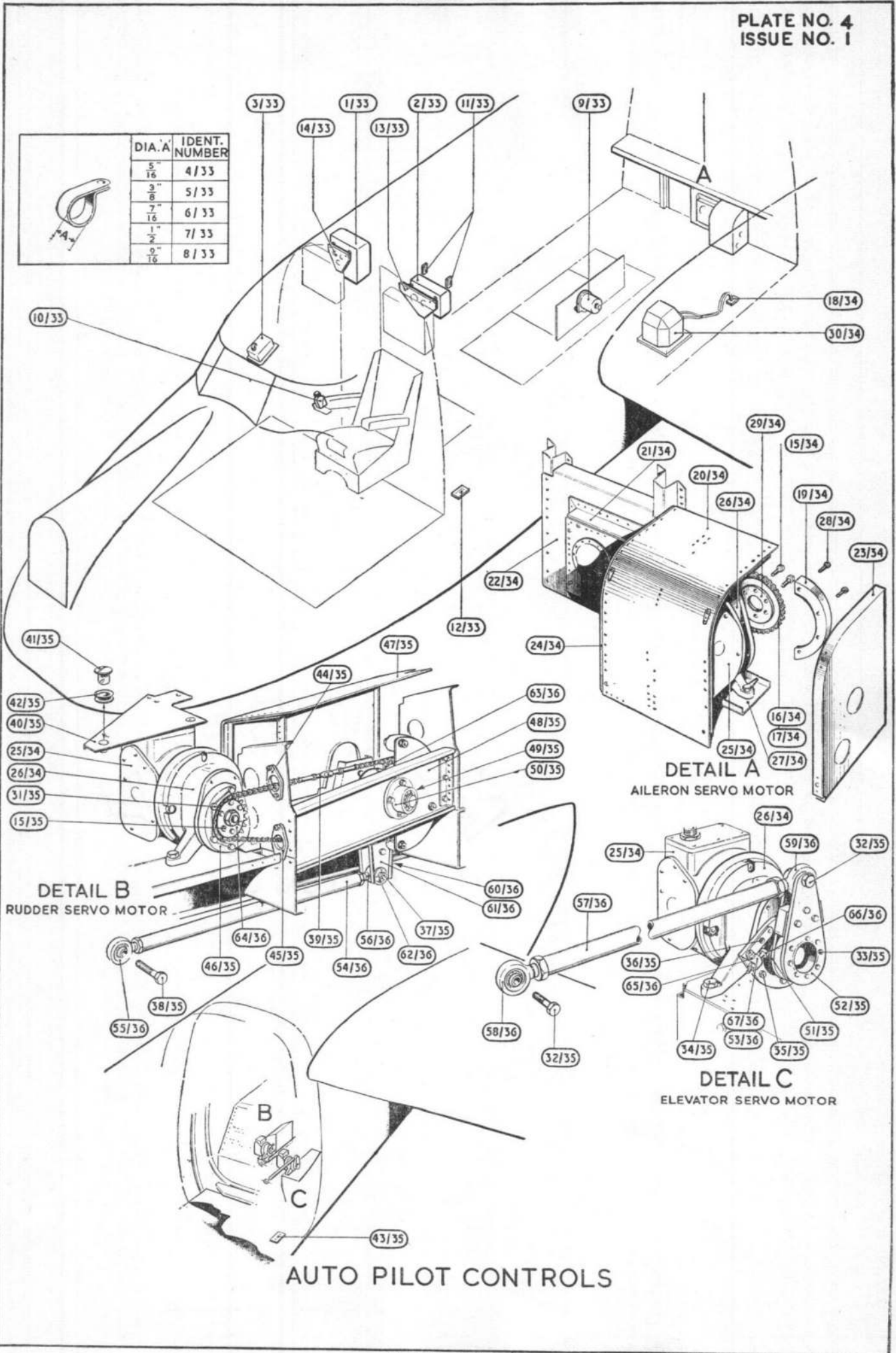
Ref. No.	Part No.	Description				No. off	Matl. Spec.	Cl. of St.	Plate and Illust'n No.
		1	2	3	4			M.R.	
CONTROLS, AUTO PILOT IN REAR PORTION (7R3429) (Ref. Drgs. D9112 & D9124)									
		Spares for :—							
2881	4R2885	Bolt , special hd. 2 BA x .86" long attachment of sprocket rudder servo				6	K.Monel	C	4/15
2891	30R2886	Bolt , hex.hd, 4 BA attachment of guard for sprocket, rudder servo				4	—	C	4/31
2743	39R2886	Bolt , hex.hd, $\frac{5}{16}$ " B.S.F. x 1.5" long attachment of connection rod & servo lever				2	S11	C	4/32
2892	49R2886	Bolt , hex.hd, 2 BA x 1.7" long, attachment of lever elevator servo				6	S11 or S2	C	4/33
2894	52R2886	Bolt , hex.hd, $\frac{3}{8}$ " BSF x 1.3" long attachment elevator servo mtg.				3	S11 or S2	C	4/34
3657	8R3081	Bolt , hex.hd, 4 BA servo mounting ...				3	S2	C	4/35
3658	9R3081	Bolt , csk.hd, 4 BA for stop plate ...				2	S2	C	4/36
972	27R2886	Bolt , hex.hd, $\frac{5}{16}$ " BSF attachment of rudder connecting rod to sprocket lever				1	S2 or S11	C	4/37
971	32R2886	Bolt , hex.hd, $\frac{5}{16}$ " BSF x 2.18" long attachment of rudder connecting rod to control rod				1	S11 or S2	C	4/38
13091	2SS3264	Clip , cable ...				10	—	C	4/5
27KB/282	AS247/37P	CHAIN, SPROCKET, GROUP ...				2	—	B	4/39
	5R3429	COVER, MOTOR RUDDER SERVO, GROUP				1	—		4/40
		Spares for :—							
28FP/9491457	Dzus AJ4-30	Fastener ...				2	—	C	4/41
28FP/9430915	Dzus GA4-250	Grommet ...				2	—	C	4/42
2889	45R2886	Fairlead , for cables ...				2	BSS668	C	4/43
2898	8R2907	Fairlead , at former 35 ...				1	BSS668	C	4/44
	15R3429	Fairlead , at former 35 ...				1	BSS668	C	4/45
2900	29R2886	Guard , chain sprocket ...				1	BSS668	C	4/46
4503	1R3432	GUARD, COVER, RUDDER SERVO, GROUP				1	—	A	4/47
		Spares for :—							
28FP/9001393	Dzus AJ4-35	Fastener (T.P. Headland) ...				9	—	C	
28FP/9430915	Dzus GA4-250	Grommet ...				4	—	C	
4508	3R3429	INTERCOSTAL C/W BEARING FOR LEVER RUDDER, SERVO MOUNTING, GROUP				1	—		4/48
		Spares for :—							
2901	26R2886	BEARING, GROUP ...				1	—	C	4/49
		Consisting of :—							
2A/9500468	C.A.5	Bearing , ball ...				1	—	B	
28N/12490	AGS2030/74	Circlip , to suit 1 $\frac{1}{16}$ " bore ...				1	—	C	
2902	26aR2886	Housing , ballrace ...				1	L40	C	4/50
2904	48R2886	Lever , link elevator servo ...				1	DTD610	C	4/51
	56R2886	Lever , link elevator servo ...				1	DTD610	C	4/52
6T/5	—	Motor , servo type "B" elevator and rudder				2	—	A	4/25
6T/8	—	Mounting , servo type "B" elevator and rudder				2	—	A	4/26


CONTROLS
AUTO PILOT

Ref. No.	Part No.	Description				No. off	Matl. Spec.	Cl. of St.	Plate and Illust'n No.
		1	2	3	4			M.R.	
		CONTROLS, AUTO PILOT IN REAR SECTION (7R3429) (Ref. Drgs. D9112 & D9124) (Cont'd)							
	4R3429	PLATE BEARING FOR SPROCKET & LEVER SHAFT, GROUP				1	—		
2901	26R2886	Spares for :— BEARING, GROUP				1	—	C	4/49
		Consisting of :—							
2A/9500468	CA5	Bearing, ball				1	—	B	
28N/12490	AGS2030/47	Circlip, to suit $\frac{11}{16}$ " bore				1	—	C	
2902	26aR2886	Housing, ballrace				1	—	C	4/50
6838	1R3413	PLATE, STOP ELEVATOR SERVO, GROUP				2	—	B	4/53
		Spares for :—							
3660	4R3235	Bolt, stop				2	S1		
3661	5R3235	Bracket				2	DTD363A	C	
	6R3235	Screw, csk.hd, 2 BA				6	S11 or S80	C	
4507	1R3483	ROD, CONNECTING, RUDDER SERVO LEVER TO CONTROL ROD, GROUP				1	—	A	4/54
		Spares for :—							
1056	3R2918	EYEBOLT, C/W BALLRACE, L.H.				1	—	M/A	4/55
26EA/3756	4R2061	EYEBOLT, C/W BALLRACE, R.H. GROUP				1	—	M/A	4/56
	4R2918	Socket, rod end, L.H.				1	L40		
	5R2918	Locket, rod end, R.H.				1	L40		
1495	1R3140	ROD, CONNECTING ELEVATOR SERVO LEVER TO CONTROL ROD, GROUP				1	—	A	4/57
		Spares for :—							
1056	3R2918	EYEBOLT, C/W BALLRACE, L.H.				1	—	M/A	4/58
13128	4R2061	EYEBOLT, C/W BALLRACE, R.H. GROUP				1	—	M/A	4/59
4504	7R2915	SPROCKET & LEVER BEARING RUDDER SERVO, GROUP				1	—	A	4/60
		Consisting of :—							
28D/12534	8R2915	Arm, lever				2	DTD610		4/61
28D/8507	A25/9C	Bolt, hex. hd, 2 BA x 1.35" long				1	—	C	
4506	AS1242/5C	Bolt, csk.hd, 2 BA x .9" long				6	—	C	
	6R2915	Collar				2	L40	C	4/62
28M/10288	AGS2001/C/1	Nut, stiff, 2 BA				6	—	C	
28M/10328	AGS2002/C/1	Nut, stiff, 2 BA (thin)				1	—	C	
28P/1316	AGS167/47	Pin, taper				3	—	C	
28Q/6667	AS2227/406	Rivet, snap hd, $\frac{1}{8}$ " dia. $\frac{3}{8}$ " long				12	—	C	
28Q/10413	AS2230/405	Rivet, csk.hd, $\frac{1}{8}$ " dia. x $\frac{5}{16}$ " long				8	—	C	
	4R2915	Shaft, inner bearing				1	L40		
	5R2915	Shaft, outer bearing				1	L40		
4505	2R2915	Sprocket				1	DTD683	C	4/63
	AS2811/5/076	Tube, distance				1	—		
28W/9419402	SP13/C	Washer, 2 BA				6	—	C	
	28R2886	Sprocket, small				1	DTD124A		4/64
	2R3429	Washer, packing				1	DTD610		4/65

CONTROLS
AUTO PILOT

Ref. No.	Part No.	Description				No. off	Matl. Spec.	Cl. of St.	Plate and Illust'n No.
		1	2	3	4			M.R.	
SUMMARY OF STOCK ITEMS USED ON AUTO PILOT CONTROLS									
28D/12512	A25/1C	Bolt, hex.hd, 2 BA	20	—	C	
28D/12513	A25/2C	Bolt, hex.hd, 2 BA	32	—	C	
28D/12514	A25/7C	Bolt, hex.hd, 2 BA	6	—	C	
28M/10287	AGS2001/B/1	Nut, stiff, 4 BA	7	—	C	
28M/12088	AGS2001/C/1	Nut, stiff, 2 BA	42	—	C	
28M/13121	A27/CS	Nut, 2 BA	6	—	C	
28M/12929	A27/CP	Nut, 2 BA	12	—	C	
28M/13123	A27/JS	Nut, 3/8" BSF	4	—	C	
28W/12245	SP10/C	Washer, 2 BA	32	—	C	
28W/12252	SP13/C	Washer, 2 BA	24	—	C	
28W/12700	SP10/J	Washer, 3/8"	3	—	C	
28W/12347	SP16/G	Washer, 5/16" BSF	4	—	C	





SHACKLETON Mk 2

**CONTROLS
FLYING**

Ref. No.	Part No.	Description				No. off	Matl. Spec.	Cl. of St.	Plate and Illust'n No.
		1	2	3	4			M.R.	
		CONTROLS ASSEMBLY, FLYING (R3536)							
		Spares for :—							
		CONTROLS, FLYING, AILERON, IN OUTBOARD TRAILING EDGE, PORT AND STARBOARD (R2468)							
		Spares for :—							
6640	1R2764	BEARING, FOR AILERON CONTROL ROD, ON RIB NO. 2, GROUP				1	—	B	7/1
		Consisting of :—							
28D/12633	A25/7E 2R2764	Bolt , hex.hd, 1/4" BSF x 1.20" long ...				3	—	C	
		Bracket , bearing (casting) ...				1	DTD300 or 304		
28M/10320	AGS2002/E/3 Skefco	Nut , stiff 1/4" BSF ...				3	—	C	
1895	401450/B	Pulley (Pre.Mod. 774) ...				3	—	A	7/2
26DC/7766	1R4410	Pulley (Mod. 774) ...				3	—	A	
2997	1R3769	BEARING, FOR AILERON CONTROL ROD, ON RIBS, NO. 3 & 5, GROUP				2	—	C	7/3
		Consisting of :—							
28D/12633	A25/7E 2R3769	Bolt , hex.hd, 1/4" BSF x 1.20" long ...				3	—	C	
		Bracket , bearing (casting) ...				1	DTD300 or 304		
28M/10320	AGS2002/E/3 Skefco	Nut , stiff, 1/4" BSF ...				3	—	C	
1895	401450/B	Pulley (Pre.Mod. 774) ...				3	—	A	7/2
26DC/7766	1R4410	Pulley (Mod. 774) ...				3	—	A	
5157	2R3149	BEARING, FOR AILERON CONTROL ROD, ON RIB NO. 7, GROUP				1	—	B	7/4
		Consisting of :—							
28D/12633	A25/7E 4R3149	Bolt , hex.hd, 1/4" BSF x 1.20" long ...				3	—	C	
		Bracket , bearing (casting) ...				1	DTD300 or 304		
28M/10320	AGS2002/E/3 Skefco	Nut , stiff, 1/4" BSF ...				3	—	C	
1895	401450/B	Pulley (Pre.Mod. 774) ...				3	—	A	7/2
26DC/7766	1R4410	Pulley (Mod. 774) ...				3	—	A	
5156	1R3149	BEARING, FOR AILERON CONTROL ROD, ON RIB No. 9, GROUP				1	—	B	7/5
		Consisting of :—							
28D/12633	A25/7E 3R3149	Bolt , hex.hd, 1/4" BSF x 1.20" long ...				3	—	C	
		Bracket , bearing (casting) ...				1	DTD300 or 304		
28M/10320	AGS2002/E/3 Skefco	Nut , stiff, 1/4" BSF ...				3	—	C	
1895	401450/B	Pulley (Pre.Mod. 774) ...				3	—	A	7/2
26DC/7766	1R4410	Pulley (Mod. 774) ...				3	—	A	

CONTROLS

FLYING

Ref. No.	Part No.	Description				No. off	Matl. Spec.	Cl. of St.	Plate and Illust'n No.
		1	2	3	4			M.R.	
		CONTROLS, FLYING, AILERON, IN OUTBOARD TRAILING EDGE, PORT AND STARBOARD (R2468) (Cont'd)							
5154	1R2765	BEARING, FOR AILERON CONTROL ROD, ON RIBS 11, 13, & 15, GROUP				3	—	B	7/6
		Consisting of :—							
28D/12633	A25/7E 2R2765	Bolt , hex.hd, $\frac{1}{4}$ " BSF x 1.20" long ...				3	—	C	
		Bracket , bearing (casting) ...				1	DTD300 or 304		
28M/10320	AGS2002/E/3 Skefco	Nut , stiff, $\frac{1}{4}$ " BSF ...				3	—	C	
1895	401450/B	Pulley (Pre.Mod. 774) ...				3	—	A	7/2
26DC/7766	1R4410	Pulley (Mod. 774) ...				3	—	A	
5155	3R2766	BEARING, FOR AILERON CONTROL ROD, ON RIB NO. 17, GROUP				1	—	B	7/7
		Consisting of :—							
28D/12633	A25/7E 4R2766	Bolt , hex.hd, $\frac{1}{4}$ " BSF x 1.20" long ...				3	—	C	
		Bracket , bearing (casting) ...				1	DTD300 or 304		
28M/10320	AGS2002/E/3 Skefco	Nut , stiff, $\frac{1}{4}$ " BSF ...				3	—	C	
1895	401450/B	Pulley (Pre. Mod. 774) ...				3	—	A	7/2
26DC/7766	1R4410	Pulley (Mod. 774) ...				3	—	A	
13175	11R2226	Bolt , special $\frac{3}{8}$ " BSF connecting control rod to lever				1	S1	C	7/8
13067	14R2060	Bush (C.T.24. $\frac{3}{16}$ " long oilite)				1	—	C	7/9
550	1R2501	ROD, AILERON CONTROL, BETWEEN RIBS No. 10 & 19, GROUP				1	—	M/C	7/10
		Consisting of :—							
13270	5SS1979	Lead , bonding ...				1	—	C	
28Q/9517	AGS2050/636/BS	Rivet , pop dome $\frac{3}{16}$ " dia. ...				5	—	C	
28Q/9375	AGS2050/639/BS	Rivet , pop dome $\frac{3}{16}$ " dia. ...				1	—	C	
	7cR2226	Socket ...				1	L40		
	7bR2226	Socket ...				1	L40		
	3R2501	Tube , $1\frac{1}{4}$ " o/d 17G x 14' 9.75" long ...				1	T4		
551	1R2502	ROD, AILERON CONTROL WING JOINT TO RIB 11, GROUP				1	—	M/C	7/11
		Consisting of :—							
28Q/9517	AGS2050/636/BS	Rivet , pop dome $\frac{3}{16}$ " dia. ...				5	—	C	
28Q/9375	AGS2050/639/BS	Rivet , pop dome $\frac{3}{16}$ " dia. ...				1	—	C	
	5cR2226	Socket ...				1	L40		
	6cR2226	Socket ...				1	L40		
	3R2502	Tube , $1\frac{1}{4}$ " o/d x 17G x 14' $10\frac{1}{2}$ " long ...				1	T4		
13349	8R2226	Screw , adjusting, control rods ...				1	T26	C	7/12

**CONTROLS
FLYING**

Ref. No.	Part No.	Description				No. off	Matl. Spec.	Cl. of St.	Plate and Illust'n No.
		1	2	3	4			M.R.	
	1F5485	SHAFT, AILERON, CONTROL, IN OUTER MAINPLANE, PORT, GROUP				1	—		7/13
	2F5485	SHAFT, AILERON, CONTROL, IN OUTER MAINPLANE, STARBOARD, GROUP				1	—		7/14
		Consisting of :—							
2A/9501139	CA7	Bearing, ball				1	—	B	7/15
13502	4F5485	Bolt, hex.hd, 4 BA, attachment of dust cap ...				3	S1	C	
13001	6F3599	Bolt, special 1" BSF x 6-³/₁₆" attachment of operating fork				1	S1	C	7/16
28D/12533	A25/5C	Bolt, hex.hd, 2 BA				6	—	C	
13501	3F5485	Cap, dust, cover for fork				1	L16	C	
5536	9F5485	Cover, for CA 7 bearing				2	S84 or S3	C	
	1R2475	FORK, OPERATING AILERON, GROUP				1	—		7/17
		Consisting of :—							
2A/9500450	BAL.1	Bearing, ball				1	—	B	
13506	2R2475	Fork				1	—	C	
28M/774	A16Y/LS	Nut, slotted, ⁷/₁₆" BSF				1	—	C	
28M/775	A16Y/NS	Nut, slotted ¹/₂" BSF				1	—	C	
28M/10288	AGS2001/C1	Nut, stiff, 2 BA				6	—	C	
28P/5039	AGS784/12	Pin, split				2	—	C	
13505	7F5485	Ring, spacing				2	L40	C	7/18
13937	1R2473	SHAFT, TORQUE, PORT, GROUP ...				1	—	A	7/19
13865	2R2473	SHAFT, TORQUE, STARBOARD, GROUP				1	—	A	7/20
		Spares for :—							
6205	1R2094	BEARING, REAR TORQUE SHAFT, GROUP				1	—	B	7/21
13354	10F3599	Cap, dust				1	L16	C	7/22
13355	11F3599	Cap, dust,				1	L16	C	7/23
	13F4242	Cap, dust				1	L72	C	7/24
7531	4F4636	Cap, dust				1	L16	C	7/25
5803	11F4242	Washer				1	Felt	C	7/26
5113	12F4242	Washer				1	Felt	C	7/27
13768	12F3599	Washer				1	Felt	C	7/28
13006	7R2060	Washer, special, for fork bolt (Pre Mod. 578)				1	L40	C	7/29
13007	8R2060	Washer, special, for fork bolt (Pre Mod. 578)				1	L40	C	7/30
5537	10F5485	Washer, special, for fork bolt (Mod. 578) ...				1	L40	C	
5538	11F5485	Washer, special, for fork bolt (Mod. 578) ...				1	L40	C	
5535	8F5485	Washer, special (Mod. 578) ...				2	R57 Felt	C	
13503	5F5485	Washer, retaining				2	L72	C	7/31
13504	6F5485	Washer				2	Felt	C	7/32
28W/3071	AGS160/C	Washer, 2 BA				6	—	C	
28W/3075	AGS160/G	Washer, ⁷/₁₆"				1	—	C	

CONTROLS
FLYING

Ref. No.	Part No.	Description				No. off	Matl. Spec.	Cl. of St.	Plate and Illust'n No.
		1	2	3	4			M.R.	
		CONTROLS FLYING IN TAILPLANE, PORT & STARBOARD (201 & 202G2831)							
		Spares for :—							
2997	1R3769	BEARING, FOR CONTROL ROD, GROUP				3	—	B	7/3
		Consisting of :—							
28D/1011242	A25/7E	Bolt , hex.hd. $\frac{1}{4}$ " BSF x 1.2" long				3	—	C	
	2R3769	Bracket , base				1	—		
28M/10320	AGS2002/E/3	Nut , stiff $\frac{1}{4}$ " BSF				3	—	C	
	Skefco								
1895	401450/B	Pulley (Pre.Mod. 774)				3	—	A	7/2
26DC/7766	1R4410	Pulley (Mod. 774)				3	—	A	
3366	1R3772	LEVER, RUDDER CONTROL, PORT, GROUP				1	—	A	8/33
3367	2R3772	LEVER, RUDDER CONTROL, STARBOARD, GROUP				1	—	A	8/34
		Spares for :—							
2A/9500450	BAL.1	Bearing , ball top housing				1	—	B	
13045	5R2060	Bolt , 1" dia. x 7.8" long through lever ...				1	—	C	8/35
	3R3772	BRACKET, TOP, PORT, GROUP ...				1	—		
	4R3772	BRACKET, TOP, STARBOARD, GROUP				1	—		
	5R3772	Bracket , bottom, port				1	L72		
26EA/6425	6R3772	Bracket , bottom, starboard				1	L72		
	9R2060	Housing , bearing, top				1	—	C	8/36
	10R2060	HOUSING, BEARING, BOTTOM, GROUP				1	—		8/37
		Consisting of :—							
2A/9500450	BAL.1	Bearing , ball				1	—	B	
13368	10aR2060	Housing , bearing				1	—	C	
13666	1R2236	LEVER, RUDDER L.H. GROUP ...				1	—	M/C	8/38
13667	2R2236	LEVER, RUDDER R.H. GROUP ...				1	—	M/C	8/39
		Spares for :—							
28D/9438479	A59/11G	Bolt , hex.hd. $\frac{5}{16}$ " BSF x $1\frac{1}{2}$ " long ...				2	S1	C	
13126	6R2236	Bush				2	L1	C	
13006	7R2060	Washer , for 1" dia. bolt, lever				3	L40	C	7/29
13007	8R2060	Washer , for 1" dia. bolt, lever				1	L40	C	7/30
2408	1R3297	ROD, CONNECTING RUDDER LEVER, GROUP				1	—	M/A	8/40
		Consisting of :—							
13128	4R2061	EYEBOLT, C/W BALLRACE, GROUP				2	—	M/A	8/41
		Consisting of :—							
2A/9500464	C.A.2	Bearing , ball				1	—	B	
	4aR2061	Eyebolt				1	L40		
1896	8SS1979	Lead , bonding				1	—	C	8/42
28M/784	A16Y/NT	Nut , lock				2	—	C	
28P/1302	AGS167/45	Pin , taper $\frac{3}{16}$ " dia. x $1\frac{1}{2}$ " long				6	—	C	
28S/	BS/57/42	Screw , 2 BA x $\frac{1}{4}$ "				1	—	C	
1897	5R2982	Seal				1	Linatex	C	8/43
1898	7G1904	Seal				1	Felt	C	8/44
	4R2982	Socket				2	L40		
	2R3297	Tube , 1" o/d x 19.475" x 20G				1	T4		
28W/3098	AGS162/C	Washer , spring				1	—	C	

SHACKLETON Mk. 2

**CONTROLS
FLYING**

Ref. No.	Part No.	Description				No. off	Matl. Spec.	Cl. of St.	Plate and Illust'n No.
		1	2	3	4			M.R.	
CONTROLS, FLYING IN TAILPLANE, PORT AND STARBOARD (201 & 202G2831) (Cont'd)									
759	1R3761	ROD, CONNECTING, IN TAILPLANE, PORT, GROUP (Supplied with loose sockets & sleeve)				1	—	M/A	7/45
760	2R3761	ROD, CONNECTING, IN TAILPLANE, STARBOARD, GROUP (supplied with loose sockets & sleeve)				1	—	M/A	7/46
13128	4R2061	Consisting of :— EYEBOLT, C/W BALLRACE, GROUP				1	—	M/A	7/47
27S/141	CA2	Consisting of :—							
	4aR2061	Bearing, ball				1	—	B	
		Eyebolt				1	L40		
13198	4SS1979	Lead, bonding				1	—	C	
13149	7SS1979	Lead, bonding				1	—	C	
28L/784	A16Y/NT	Nut, lock				1	—	C	
28Q/9373	AGS2050/624/BS	Rivet, pop dome $\frac{3}{16}$" dia.				12	—	C	
28Q/9289	TLP/D/BS633	Rivet, pop dome $\frac{3}{16}$" dia.				10	—	C	
28Q/9517	AGS2050/636/BS	Rivet, pop dome $\frac{3}{16}$" dia.				2	—	C	
	7R3761	Sleeve, jointing				1	—		
13407	5bR2226	Socket, eyebolt				1	L40	C	
	9R2231	Socket				1	L40		
	3R3761	Tube, $1\frac{1}{4}$" o/d x 7'2" long, port				1	T4		
	4R3761	Tube, $1\frac{1}{4}$" o/d x 9'0" long, stbd.				1	T4		
	5R3761	Tube, $1\frac{1}{4}$" o/d x 5'4" long, port				1	T4		
	6R3761	Tube, $1\frac{1}{4}$" o/d x 7'6" long, stbd.				1	T4		
CONTROLS FLYING IN COCKPIT (R3497)									
Spares for :—									
2946	13R3778	Adjuster chain aileron				2	S2 or S11	C	5/48
2947	14R3778	Adjuster chain aileron				2	S2 or S11	C	5/49
2948	1R3242	BAG, CONTROL COLUMN BASE, GROUP				2	—	C	4/50
26EA/2421	28SS3170	Bolt, mush.hd, $\frac{1}{4}$" BSF for elevator stop brackets				12	—	C	5/51
	19T3778	Bolt, hex. $\frac{1}{2}$" BSF elevator link tube				4	—		
2949	1R2132	Bracket, elevator stop, port				1	DTD289/424	C	5/52
	1R2880	Bracket, elevator stop, starboard				1	DTD289/424	C	5/53
26EA/12290	1R2148	Bracket, elevator stop, rear				1	DTD289/424	C	5/54
BRAKE ARRANGEMENT ON ELECTRICAL TROUGH IN NOSE (R3324)									
Spares for :—									
	3R3326	Arm, lever for brake rod				1	DTD300A		6/55
	6R3324	Bolt, hex.hd, 2 BA attachment of end bracket for elec. trough				8	—		
	4R3324	Bolt, brake rod left foot				13	K. Monel		6/56
	7R3324	Bolt, hex.hd, 2 BA attachment of end bracket for elec. trough				8	—		
	8R3324	Bolt, brake rod left foot				1	K. Monel		6/57
	9R3324	Bracket, end support for elec. trough L.H.				1	DTD610		
	10R3324	Bracket, end support for elec. trough R.H.				1	DTD610		
	13R3326	Bush, brake rod, right foot				1	DTD364A		6/58

CONTROLS
FLYING

Ref. No.	Part No.	Description				No. off	Matl. Spec.	Cl. of St.	Plate and Illust'n No.
		1	2	3	4			M.R.	
		BRAKE ARRANGEMENT ON ELECTRICAL TROUGH IN NOSE (R3324) (Cont'd)							
		ROD, BRAKE, LEFT FOOT, GROUP (1R3326)							
		Spares for :—							
	3R3326 Ransome & Marles S.C.A. 1.1/16	Arm, lever, for brake rod	1	DTD300A		6/56	
	12R3326	Bearing, ball, for brake rod	4	—		6/59	
	2R3326	Bolt, hex.hd, 2 BA attachment of valve	4	—			
	9R3326	Bracket, bearing and brake valve mounting	1	DTD300A			
	10R3326	Bracket, bearing left foot brake rod L.H.	1	DTD300A			
	13R3326	Bracket, bearing left foot brake rod R.H.	1	DTD300A			
	7R3326	Bush, brake rod	3	DTD364A		6/58	
	8R3326	Lever, L.H. brake valve	1	DTD300A			
	11R3326	Lever, R.H. brake valve	1	DTD300A			
	76R3311	Rod, left foot brake	1	DTD211			
27VA/3266	Dunlop AC10168	Screw, adjusting levers	2	S110	C	6/60	
27VA/3257	Dunlop AC10178	Valve, brake	1	—	A	6/61	
		Valve, brake	1	—	A	6/62	
		ROD, BRAKE RIGHT FOOT, GROUP (1R3325)							
		Spares for :—							
	3R3326 Ransome & Marles S.C.A.1.1/16	Arm lever for brake rod	1	DTD300A		6/55	
	12R3326	Bearing, ball for brake rod	2	—		6/59	
	2R3325	Bolt, hex.hd, 2 BA attachment of valve	4	—			
	4R3325	Bracket, bearing, right foot brake rod	1	DTD300A			
	13R3326	Bracket, bearing brake valve mounting	1	DTD300A			
	7R3326	Bush, brake rod	2	DTD463A		6/58	
	8R3326	Lever, L.H. brake valve	1	DTD300A			
	3R3325	Lever, R.H. brake valve	1	DTD300A			
	76R3311	Rod, right foot brake	1	DTD211			
27VA/3266	Dunlop AC.1016/8	Screw, adjusting levers	2	S110	C	6/60	
27VA/3257	Dunlop AC.10178	Valve, brake	1	—	A	6/61	
		Valve, brake	1	—	A	6/62	
4214	36R3311	ROD, BRAKE, 2nd PILOTS LEFT FOOT, GROUP (See Rudder Pedals)			1	—	C	5/63	
4215	37R3311	ROD, BRAKE, 1st PILOTS LEFT FOOT, GROUP (See Rudder Pedals)			1	—	C	5/64	
4216	38R3311	ROD, BRAKE, 1st and 2nd PILOTS RIGHT FOOT, GROUP (See Rudder Pedals)			2	—	C	5/65	

SHACKLETON Mk. 2

**CONTROLS
FLYING**

Ref. No.	Part No.	Description				No. off	Matl. Spec.	Cl. of St.	Plate and Illust'n No.
		1	2	3	4			M.R.	
CONTROLS FLYING IN COCKPIT (R3497) (Cont'd)									
6574	4R3785	Bush, for bolt link rod attachment ...				8	—	C	5/66
2955	15R3778	Bush, guide aileron cable ...				4	BSS668	C	5/67
27KB/142	AS232/61P	Chain, aileron ...				2	—	B	5/68
13436	42R2125	Chain, aileron non-magnetic ...				2	—	C	5/69
28E/9128961	MK.1	Clip, hose (2SS3531) ...				2	—	C	
COLUMN, CONTROL & ELEVATOR LEVER 1st PILOT, PORT (R3461) (Pre-Mod. 620) (9R3461) (Mod. 620)									
Spares for :—									
1219	19R3778	Bolt, hex.hd, 1/2 BSF attachment of link to lever below floor				2	K.Monel	C	5/70
COLUMN, CONTROL, PORT, GROUP (above 1st Pilot's Floor,) (See Drg. R3461)									
Consisting of :—									
5098	29SS3161	Bolt, hex.hd, 1/4" BSF x 2.9" long ...				2	K.Monel	C	
13934	106R2260	Cable, control ...				2	—	C	
	6R3461	CABLE, LAMP, GROUP ...				1	—		5/71
	7R3461	CABLE, LAMP, GROUP ...				1	—		5/72
	1R3451	CASING, CONTROL COLUMN, GROUP				1	—		
Spares for :—									
13902	8SS3160	Bolt, hex.hd, 2 BA x .8" long ...				2	K.Monel	C	5/73
13903	9SS3160	Bolt, hex.hd, 2 BA x .9" long ...				2	K.Monel	C	5/74
	7R3451	DOOR, GROUP ...				1	—	C	5/75
13767	10R2091	Piece, bridge... ..				1	L40	C	5/76
	6R3451	Piece, bridge... ..				1	L40		
13107	3SS3264	Clip, cable ...				1	—	C	5/77
2249	4SS3863	Clip, cable ...				2	—	C	5/78
	1R3455	HEAD, CONTROL COLUMN, GROUP (Pre-Mod. 620)				1	—		5/79
	41R3455	HEAD, CONTROL COLUMN, GROUP (Mod. 620)				1	—		
Spares for :—									
2A/9425754	S10	Bearing, ball ...				2	—	B	
7280	14R3455	Cap, cover, handwheel ...				1	L72	C	6/80
13437	43R2125	Chain ...				1	—	A	5/81
5K/2724	—	Cover, spring bomb release ...				1	—	C	
	39R3455	Guard, chain ...				1	L72		
5487	37R3455	HANDWHEEL, GROUP (Pre-Mod. 620)				1	—	B	5/82
Spares for :—									
	8R2100	Bolt, special ...				2	K.Monel	C	6/83
6431	47R3455	HANDWHEEL, GROUP (Mod. 620)				1	—	B	

CONTROLS
FLYING

Ref. No.	Part No.					Description	No. off	Matl. Spec.	Cl. of St.	Plate and Illust'n No.
		1	2	3	4				M.R.	
HEAD, CONTROL COLUMN, GROUP (1R3455) (Cont'd)										
	3R3455					Head, control column	1	L53		6/84
	7R3455					Nut, lock	1	K.Monel		6/85
	11R3455					Piece, distance	1	DTD683		6/86
	12R3455					Piece, distance	1	DTD683		6/87
	13R3455					Piece, distance	1	DTD683		6/88
	10R3455					Plate, retaining sprocket shaft ...	2	DTD683		6/89
	8R3455					Shaft, splined	1	DTD683		6/90
	9R3455					Sprocket	1	K.Monel		6/91
	Smiths 41.E.A.P.					Switch, auto control	1	—		6/92
5CW/898	—					Switch, flare release	1	—	B	6/93
5CW/540	—					Switch, bomb release	1	—	B	6/94
10F/13238	—					Switch, transmit	1	—	A	6/95
5K/2731	—					Transfer, bomb release	1	—	C	6/96
LAMP, COCKPIT ON CONTROL COLUMN (Z7986)										
Spares for :—										
11190	8Z7986					Bracket, lamp	1	—	C	
11188	9Z7986					COVER, GROUP	1	—	C	
5L/9952257	—					Filament	1	—	B	
	12Z7986					Lamp holder (made from 5CX/2680)	1	—		
11189	2Z7986					Tube, light	1	L56	C	
2914	5R2952					Nut, lock $\frac{3}{16}$ " BSF R.H.	2	B13	C	5/97
2913	6R2952					Nut, lock $\frac{3}{16}$ " BSF L.H.	2	B13	C	5/98
13043	1SS3259					Plate, modification	1	—	C	
13044	1SS3260					Plate, serial	1	—	C	
	17R2062					Rod, tension, control cable	2	K.Monel	C	5/99
28S/	BS57/1/4BA/1/2"					Screw, hex.hd	2	—	C	
	4SS3110					Washer, $\frac{1}{2}$ " BSF	6	—	C	
COLUMN, CONTROL PORT, GROUP (Below 1st Pilot's floor—R3461)										
Consisting of :—										
770	1R3833					BEARING, LEVER, LINK, GROUP	2	—	M/A	5/100
Consisting of :—										
2A/9500450	BAL.1					Bearing, ball	1	—	B	
	2R3833					Bracket, bearing	1	L40		
2965	4R2083					Plate, retaining	1	L72	C	5/101
28Q/12343	AS2230/314					Rivet, csk.hd, $\frac{3}{32}$ " dia. x $\frac{7}{8}$ " long ...	4	—	C	
7837	1R3786					Forging, base of column	1	L40		
	2R2062					Guide, half for cable	4	BSS668		5/102
1904	1R3785					LEVER, LINK, R.H. GROUP ...	1	—	C	5/103
Spares for :—										
6574	4R3785					Bush	2	K.Monel	C	
1903	13R2673					LEVER, LINK, GROUP	1	—	A	5/104
Consisting of :—										
2A/9501241	BRL.1/2					Bearing, ball	1	—	B	
28N/12459	AGS2030/42					Circlip, internal type 1- $\frac{5}{16}$ " bore ...	1	—	C	
	13aR2673					Lever	1	L40		

SHACKLETON Mk. 2

Page 48

CONTROLS
FLYING

Ref. No.	Part No.	Description				No. off	Matl. Spec.	Cl. of St.	Plate and Illust'n No.
		1	2	3	4			M.R.	
LEVER, CONTROL, ELEVATOR, PORT, GROUP (8R3461) (Cont'd)									
28M/10290	AGS2001/E/1					12	—	C	
28M/1011001	A24/NS					1	—	C	
28P/5039	AGS784/12					1	—	C	
13850	58SS3168					1	—	C	
	14R2673					1	L45		
	8R2673					1	DTD211		
13006	7R2060					1	L40	C	7/29
13007	8R2060					1	L40	C	7/30
	15R2673					2	—		5/110
	3R3461					1	—		5/111
LINK, BETWEEN LEVERS BELOW FLOOR, GROUP									
MOUNTING, TERMINAL BLOCKS, BELOW FLOOR, GROUP									
Consisting of :—									
5CZ/430	—					1	—	B	
5CZ/868	—					2	—	B	
	271V4424					1	—		
28M/10286	AGS2001/A/1					6	—	C	
	3aR3461					1	L72		
28S/1200062	AGS249/32					6	—	C	
	7R3778					4	L40		5/112
Washer, link lever under floor ...									
COLUMN, CONTROL & ELEVATOR LEVER 2nd PILOT, STARBOARD, (R3454) (Pre-Mod. 620)									
COLUMN, CONTROL & ELEVATOR LEVER 2nd PILOT, STARBOARD (6R3454) (Mod. 620)									
Spares for :—									
COLUMN, CONTROL, STARBOARD, GROUP									
(above 2nd Pilot's floor)									
(see Drg. R3454)									
Consisting of :—									
5098	29SS3161					4	—	C	
28D/11715	AS1247/1/2B					4	—	C	
	5SS3169					2	K.Monel		
5CX/4058	—					1	—	B	
13934	106R2260					2	—	C	
	3R3454					1	—		5/113
	4R3454					1	—		5/114
7835	1R3451					1	—	B	
CASING, CONTROL, COLUMN, GROUP									
Spares for :—									
13612	8SS3160					2	K.Monel	C	5/73
	9SS3160					2	K.Monel	C	4/74
	7R3451					1	—	C	4/75
13767	10R2091					1	L40	C	5/76
	6R3451					1	L40		
13107	3SS3264					1	—	C	5/77
2249	4SS3863					2	—	C	5/78
5CX/4058	—					1	—	B	
5L/9951263	—					1	—	B	

SHACKLETON Mk. 2

CONTROLS
FLYING

Ref. No.	Part No.					Description	No. off	Matl. Spec.	Cl. of	Plate and Illust'n No.
		1	2	3	4				St. M.R.	
					COLUMN, CONTROL, STARBOARD, GROUP (above 2nd Pilot's floor) (See Drg. R3454) (Cont'd)					
	2R3455				HEAD, CONTROL COLUMN, GROUP (Pre-Mod. 620)	1	—		5/115	
	42R3455				HEAD, CONTROL COLUMN, GROUP (Mod. 620)	1	—			
					Spares for :—					
2A/9501194	S10				Bearing, ball	2	—	B		
	14R3455				Cap, cover, handwheel	1	L72		5/80	
13437	43R2125				Chain	1	—	A	5/81	
5K/2724	—				Cover, spring bomb release	1	—	C		
	39R3455				Guard, chain	1	L72			
5071	36R3455				HANDWHEEL, GROUP (Pre-Mod. 620)	1	—	B	5/116	
	46R3455				HANDWHEEL, GROUP (Mod. 620)	1				
					Spares for :—					
13791	8R2100				Bolt, special	2	K.Monel	C	6/83	
	3R3455				Head, control column	1	L53		6/84	
	7R3455				Nut-lock	1	K.Monel		6/85	
	11R3455				Piece, distance	1	DTD683		6/86	
	12R3455				Piece, distance	1	DTD683		6/87	
	13R3455				Piece, distance	1	DTD683		6/88	
	10R3455				Plate, retaining sprocket shaft	2	DTD683		6/89	
	BS57/1/4BA $\frac{1}{2}$ "				Screw, hex.hd	4	—			
	BS57/21/4BA $\frac{1}{2}$ "				Screw, csk.hd	12	—			
	BS57/31/6BA $\frac{1}{2}$ "				Screw, rd.hd	8	—			
	8R3455				Shaft, splined	1	DTD683		6/90	
	9R3455				Sprocket	1	K.Monel		6/91	
	Smiths									
	41 E.A.P.				Switch, auto control	1	—		6/92	
5CW/898	—				Switch, flare, release	1	—	B	6/93	
5CW/540	—				Switch, bomb release	1	—	B	6/94	
10F/13238	—				Switch, transmit	1	—	A	6/95	
5K/2731	—				Transfer, bomb release	1	—	C	6/96	
2914	5R2952				Nut-lock, $\frac{5}{16}$ " BSF RH	2	B13	C	5/97	
2913	6R2952				Nut-lock, $\frac{5}{16}$ " BSF LH	2	B13	C	5/98	
28M/10276	AGS2001/E/4				Nut-stiff, $\frac{1}{4}$ " BSF	4	—	C		
13043	1SS3259				Plate, modification	1	—	C		
13044	1SS3260				Plate, serial	1	—	C		
28Q/9140375	AS2230/304				Rivet, csk.hd, $\frac{3}{32}$ " dia. x $\frac{1}{4}$ " long	4	—	C		
28Q/9417246	AGS2051/424/BS				Rivet, pop, csk.hd, $\frac{1}{8}$ " dia.	4	—	C		
	17R2062				Rod, tension, control cable	2	K.Monel	C	5/99	
5CX/430	—				Screen, with slotted aperture	1	—	C		
	BS57/1/4BA $\frac{1}{2}$ "				Screw, hex.hd	2	—			
13016	4SS3110				Washer, $\frac{1}{4}$ " BSF	4	—	C		

CONTROLS
FLYING

Ref. No.	Part No.	Description				No. off	Matl. Spec.	Cl. of St.	Plate and Illust'n No.
		1	2	3	4			M.R.	
		COLUMN CONTROL, STARBOARD, GROUP (Above 2nd Pilot's floor) (See Dwg. R3454) (Cont'd)							
		COLUMN, CONTROL, STARBOARD, GROUP (Below 2nd Pilot's floor) (See Drg. R3454)							
		Consisting of:—							
770	1R3833	BEARING, LEVER, LINK, L.H. GROUP				1	—	MR/A	5/100
		Consisting of:—							
2A9500450	BAL.1	Bearing, ball				1	—	B	
	2R3833	Bracket, bearing				1	—		
2965	4R2083	Plate, retaining				1	—	C	5/101
28Q/12343	AS2230/314	Rivet, csk.hd, $\frac{3}{32}$ " dia. x $\frac{7}{8}$ " long ...				4	—	C	
	1R2083	BEARING, R.H. GROUP				1	—	M/R	5/117
		Consisting of:—							
2A/9500450	BAL.1	Bearing, ball				1	—	B	
2980	5R2083	Bracket, bearing				1	L40	C	5/139
2965	4R2083	Plate, retaining				1	L72	C	5/101
28Q/12343	AS2230/314	Rivet, csk.hd, $\frac{3}{32}$ " dia. x $\frac{7}{8}$ " long ...				4	—	C	
7837	1R3786	Forging, base of column				1	L40	C	
	2R2062	Guide, half for cable				4	BSS668		
1904	1R3785	LEVER, LINK, GROUP				1	—	C	5/103
		Spares for:—							
6574	4R3785	Bush				2	K.Monel	C	
28M/6851	AGS760/H	Nut-slotted, $\frac{1}{2}$ " BSF				2	—	C	
28P/5039	AGS784/12	Pin, split				2	—	C	
13850	58SS3168	Pin, taper				6	—	C	
13775	59SS3168	Pin, taper				2	—	C	
1906	2R2688	Plug, for shaft				1	L40	C	5/118
13006	7R2060	Washer, for bearing				2	L40	C	7/29
13007	8R2060	Washer, for bearing				2	L40	C	7/30
		COLUMN, CONTROL, STARBOARD, GROUP (Above 2nd Pilot's floor) (See Drg. R3454) (Cont'd.)							
	8R3454	MOUNTING, TERMINAL BLOCKS, BELOW FLOOR, GROUP							5/119
		Consisting of:—							
5CZ/430	—	Block, terminal, 2 way				2	—	A	
5CZ/868	—	Block, terminal, 5 way				2	—	A	
	270V4424	Label				1	—		
	506T3024	Label				1	—		
28M/10286	AGS2001/A/1	Nut-stiff, 6 BA				6	—	C	
	4aR3461	Plate, mounting				1	L72		
28S/1200062	AGS249/32	Screw, csk.hd, 6 BA				6	—	C	

SHACKLETON Mk. 2

**CONTROLS
FLYING**

Ref. No.	Part No.	Description				No. off	Matl. Spec.	Cl. of St.	Plate and Illust'n No.
		1	2	3	4			M.R.	
		CONTROLS, FLYING, IN COCKPIT (R3497) (Cont'd)							
4414	1Z6885	GUARD, FOR CONTROLS, BELOW FLOOR, 1st. PILOT, GROUP Spares for :—				1	—	C	5/120
	Carrs Ltd. C.F.671	Button	30	—		
	Carrs Ltd. C.F.781/P13	Fastener, zip, open end 20" long	1	—		
	Carrs Ltd. C.F.548	Socket	30	—		
4415	1Z6886	GUARD, FOR CONTROLS, BELOW FLOOR, 2nd. PILOT, GROUP Spares for :—				1	—	C	5/121
	Carrs Ltd. C.F.671	Button	30	—		
	Carrs Ltd. C.F.781/P13	Fastener, zip, open end 20" long	1	—		
	Carrs Ltd. C.F.548	Socket	30	—		
4514	2R3518	GUARD, FOR AILERON TAKE OFF CHAIN, GROUP				1	—	C	7/122
	1R2960	GUARD AND SPROCKET, AILERON CHAIN, GROUP Spares for :—				2	—		7/123
	3R2960	BRACKET, SUPPORT R.H. GROUP				1	—		
	4R2960	BRACKET, SUPPORT L.H. GROUP				1	—		
	2R2960	Guard, chain	1	T9 & L4		
2968	1R2953	SPROCKET, GROUP ... Consisting of :—				1	—	B	6/124
2969	7R2953	Block, chain	1	BSS668	C	6/125
28D/12514	A25/7C	Bolt, hex.hd, 2 BA	2	—	C	
2970	4R2953	Bolt, hex.hd, 7/16" BSF x .9"	1	—	C	6/126
2971	2R2953	Mounting, sprocket	1	S3 & T35	C	6/127
28M/10288	AGS2001/C/1	Nut, stiff 2 BA	2	—	C	
2977	5R2953	Nut, special	1	S2	C	6/128
28P/5033	AGS784/4	Pin, split	1	—	C	
2972	3R2953	Sprocket	1	—	C	6/129
2973	6R2953	Washer, special	2	L40	C	6/130
28W/3071	AGS160/C	Washer, 2 BA	2	—	C	

CONTROLS
FLYING

Ref. No.	Part No.	Description				No. off	Matl. Spec.	Cl. of St.	Plate and Illust'n No.
		1	2	3	4			M.R.	
GUARD AND SPROCKET, AILERON CHAIN, GROUP (1R2960) (Cont'd)									
2974	1R2954	SPROCKET, GROUP				1	—	B	5/131
		Consisting of :—							
2975	3R2954	Block, chain				1	BSS668	C	5/132
28D/12566	A25/6C	Bolt, hex.hd, 2 BA				2	—	C	
	4R2953	Bolt, hex.hd, $\frac{7}{16}$" BSF x .9"				1	S2		
2976	2R2954	Mounting, sprocket				1	S3 & T35	C	5/133
28M/10288	AGS2001/C/1	Nut, stiff, 2 BA				2	—	C	
	5R2953	Nut, special				1	S2		
28P/5033	AGS784/4	Pin, split				1	—	C	
	3R2953	Sprocket				1	—		
	6R2953	Washer, special				2	L40		
28W/3071	AGS160/C	Washer, 2 BA				2	—	C	
LOCKING, RUDDER (R3330) (See Flying Control Locking)									
MOUNTING, AILERON AND ELEVATOR LINK (R3090)									
		Spares for :—							
	3R3090	Block, distance				2	DTD364A		5/134
	5R2090	Block, distance				2	DTD364A		5/135
	10R3090	Bolt, for distance block				8	—		5/136
	1R3089	LINK, TORQUE TUBE, FOR ELEVATOR, GROUP				1	—		5/137
		Consisting of :—							
26EA/2423	1R2083	BEARING, GROUP				1	—	A	5/138
		Spares for :—							
27S/10	BAL.1	Bearing, ball				1	—	B	
2980	5R2083	Bracket				1	—	C	5/139
2965	4R2083	Plate, retaining				1	DTD610	C	5/101
27S/10	BAL.1	Bearing, ball				1	—	B	
2981	7R3807	Bracket, bearing				1	DTD298	C	5/140
1904	1R3785	Lever, elevator link				2	L40		5/103
28M/6851	AGS760/H	Nut, slotted $\frac{1}{2}$ BSF				2	—	C	
28P/5039	AGS784/12	Pin, split				2	—	C	
28P/5346	AGS859/58	Pin, taper				6	—	C	
28P/5437	AGS859/59	Pin, taper				6	—	C	
	2R3089	Tube, link				1	T45		
	3R3089	Tube, link				2	S1 or T45		
13006	7R2060	Washer				2	L1 or L40	C	7/29
13007	8R2060	Washer				2	L1 or L40	C	7/30

SHACKLETON Mk. 2

**CONTROLS
FLYING**

Ref. No.	Part No.	Description				No. off	Matl. Spec.	Cl. of St.	Plate and Illust'n No.
		1	2	3	4			M.R.	
CONTROLS, FLYING, IN COCKPIT (R3497) (Cont'd)									
	1R3311					1	—		5/141
15050	47R3311					4	K.Monel	C	5/142
	3R3311					1	—		5/143
	2R3311					1	—		5/144
12239	43R3311					1	—	MR/B	5/145
2A/9500447	BAL. $\frac{3}{4}$ "					1	—	B	
	43dR3311					1	L40		
12238	6R3311					1	—	B	5/146
2A/9500447	BAL. $\frac{3}{4}$ "					1	—	A	
	6aR3311					1	L40		
13978	13R2252					116	—	C	
	67R3311					2	K.Monel		
	75R3311					2	DTD683		5/147
7587	12R3311					2	K.Monel	C	
7588	80R3311					2	K.Monel		
13204	6R2227					1	DTD176 or L40	C	5/148
	44R3311					1	DTD289		5/149
	45R3311					1	DTD289		5/150
7844	46R3311					1	DTD289		5/151
	66R3311					2	—	C	6/152
	69R3311					2	S110		
12241	49R3311					1	DTD683	C	5/153
	83R3311					1	—		
	57R3311					2	DTD683		5/154
12240	70R3311					1	—	MR/B	5/155
	70aR3311					1	DTD683		
7623	4bR3311					1	—	B	5/156
13067	14R2060					1	Oilite	C	
	47SS3168					1	K.Monel		
	4cR3311					1	S11		
	82R3311					1	—		5/155
	82aR3311					1	L77		
	82bR3311					1	—		5/156
	14R2060					1	Oilite	C	
	82cR3311					1	S11		

CONTROLS
FLYING

Ref. No.	Part No.					Description	No. off	Matl. Spec.	Cl. of	Plate and Illust'n No.
		1	2	3	4				St. M.R.	
					PEDALS, RUDDER, PORT & STARBOARD, GROUP (2 & 3R3311) (Con'td)					
7586	54R3311				MEMBER, CROSS BETWEEN PEDAL TUBES, GROUP	2	—	B	6/157	
					Consisting of :—					
	54cR3311				Block, trunnion	4	DTD363			
	54bR3311				Bolt, hex.hd, 2 BA	8	—			
7475	8fR3311				Bush, $\frac{1}{2}$ i/d x 1" long (CT24) ...	2	Oilite	C		
7039	54dR3311				Bush, $\frac{1}{2}$ i/d x .5" long (CT24) ...	4	Oilite	C		
7589	54aR3311				Support, cross member	4	DTD88	C		
	8dR3311				Trunnion	2	S110			
	1R3482				PEDAL, RUDDER L.H. GROUP	1	—		5/158	
	2R3482				PEDAL, RUDDER R.H. GROUP	1	—		5/159	
					Spares for :—					
	9R3482				Bearing, pedal tube (Type No. GH. 58)	4	Oilite		5/160	
	7R3482				Bush, bearing	4	L1 or L40		5/161	
	3R3482				Bush, end pedal tube	4	L1 or L40		5/162	
7506	63R3311				Eyebolt	4	S110	C	5/163	
5030	15R3482				Gauze, protective, pedal tube ... (16 Mesh 30G, $4\frac{3}{8}$ " x $5\frac{3}{4}$ " long)	2	Com. Steel	C		
14267	14R3482				Grip, pedal tube $\frac{1}{8}$ " x $4\frac{3}{8}$ " x $5\frac{3}{4}$ " ...	2	Linatex	C		
	20R3482				PAD, TOE, GROUP	2	—		5/164	
					Consisting of :—					
	20aR3482				Pad, toe	1	DTD610			
28Q/6638	AS2227/404				Rivet, snap hd, $\frac{1}{8}$ " dia. x $\frac{1}{4}$ " long	9	—	C		
	4bR3482				Tread, pyramid $3\frac{3}{4}$ " x $4\frac{7}{8}$ " 20G	1	—			
	62R3311				Pin, hinge toe pad	4	S110		5/165	
	77R3311				Plate, stop, L.H.	2	DTD171		5/166	
	78R3311				Plate, stop, R.H.	2	DTD171		5/167	
	6R3482				Spindle, bearing toe pad	2	S96		5/168	
	11R3482				Spindle, pedal tube	2	S96		5/169	
5385	19R3482				Spring, toe pad	4	Spring Steel	C	5/170	
	16R3482				Strip, retaining, rubber grip and Gauze $\frac{1}{2}$ " x $4\frac{3}{8}$ " x 20G	4	DTD610			
	18R3482				Support, toe pad, L.H. left leg ...	1	DTD610			
	12R3482				Support, toe pad, R.H. left leg ...	1	DTD610			
	13R3482				Support, toe pad, L.H. right leg ...	1	DTD610			
	17R3482				Support, toe pad, R.H. right leg ...	1	DTD610			
	5R3482				Tube, pedal	2	DTD211			
	8R3482				Tube, spindle	2	T55			
	10R3482				Washer	4	S110			
	61R3311				Plate, bearing centre support ...	1	DTD610		5/171	
	71R3311				Plate, bearing centre support ...	1	DTD610		5/172	

SHACKLETON Mk. 2

**CONTROLS
FLYING**

Ref. No.	Part No.	Description				No. off	Matl. Spec.	Cl. of St.	Plate and Illust'n No.
		1	2	3	4			M.R.	
		PEDALS, RUDDER, PORT & STARBOARD, GROUP (2 & 3R3311) (Cont'd)							
4214	36R3311					1	—	C	5/63
4215	37R3311					1	—	C	5/64
4216	38R3311					1	—	C	5/65
	25R3311					1	—		
	32R3311					1	—		5/173
	Ransome & Marles								
28R/13504	C.M. $\frac{3}{16}$ " B					1	—	A	
	32cR3311					1	S110		
	32aR3311					1	DTD364A		
	32gR3311					1	S110		
28P/	AGS502/1					1	—		
28P/	AGS502/12					1	—		
	32hR3311					1	—		
4217	32eR3311					1	Spring Steel	C	5/174
	32fR3311					1	DTD364A		
	32bR3311					1	DTD364A		
7959	7R3311					2	K.Monel		5/175
	19R2252					2	K.Monel		5/176
	9R3311					2	L40		5/177
7958	20R2252					2	K.Monel		5/178
7957	109R2068					2	L40		5/179
5189	28R3311					2	K.Monel	C	5/180
6805	58R3311					4	—	C	5/181
	58bR3311					1	Oilite		
5255	59R3311					2	K.Monel	C	
	60R3311					4	S110 or T58		
4877	10R3311					2	—	C	6/182
	10bR3311					1	Oilite		

CONTROLS
FLYING

Ref. No.	Part No.	Description				No. off	Matl. Spec.	Cl. of St.	Plate and Illust'n No.
		1	2	3	4			M.R.	
PEDALS, RUDDER, PORT & STARBOARD, GROUP (2 & 3R3311) (Cont'd)									
13617	8R2068					2	L1 or L40	C	5/183
13088	9R2068					4	L1 or L40	C	5/184
	29R3311					2	L1 or L40		5/185
6832	41R3311					4	Oilite		6/186
	42R3311					2	L40 or L72		6/187
	68R3311					2	DTD622		6/188
13206	8R2227					1	—	C	5/189
1202	1R2900					1	—	B	5/190
2983	3R3793					1	—	B	5/191
2A/9501241	—					1	—	B	
	3aR3793					1	L40		
13261	6SS1979					2	—	C	
28M/6896	A16Y/QT					1	—	C	
28Q/9517	AGS2050/636/BS					10	—	C	
28Q/9375	AGS2050/639/BS					2	—	C	
2985	4R3793					1	—	C	5/192
2A/9501241	—					1	—	B	
	4aR3793					1	L40		
2984	4R2213					1	L40	C	5/193
	2R2900					1	T4		5/194
28A/1396	1R2964					1	W8		5/195
	2R2964					1	W8	C	5/196
SHAFT, OPERATING AILERON, PORT (R3064)									
Spares for :—									
	15R3819					2	S2 or S11		
	14R3819					1	DTD213		
	4R3064					1	—		
SHAFT AND BEARING, GROUP ...									
Spares for :									
2986	31R2065					1	K.Monel	C	6/198
2987	32R2065					3	K.Monel	C	6/199

SHACKLETON Mk. 2

**CONTROLS
FLYING**

Ref. No.	Part No.	Description				No. off	Matl. Spec.	Cl. of	Plate and Illust'n No.
		1	2	3	4			St. M.R.	
		SHAFT AND BEARING, GROUP (4R3064) (Cont'd)							
	7R2868	BEARING, FIXED, GROUP ...				1	—		5/200
13677	3R2065	Spares for :— BRACKET, BEARING, REAR, GROUP				1	—	C	5/201
		Consisting of :—							
27S/10	BAL.1	Bearing, ball				1	—	B	
26EA/12285	3aR2065	Bracket, bearing... ..				1	—	C	
13007	8R2060	Washer, ballrace				1	L40	C	7/30
2992	12R3819	Washer, ballrace				1	DTD364A	C	6/202
	8R2868	BEARING, FLOATING, GROUP				1	—		5/203
		Spares for :—							
27S/10	BAL.1	Bearing, ball				1	—	B	
13676	2R2065	Bracket, bearing, front				1	—	C	
	12R3819	Washer, ballrace				1	DTD364A		
	13R3819	Washer, ballrace				1	DTD364A		
13678	15R2065	Bracket, chain, guard				1	DTD289/291	C	6/393
26EA/12287	17R2065	Bracket, chain, guard L.H.				1	DTD289/291	C	6/394
13679	18R2065	Bracket, chain, guard R.H.				1	DTD289/291	C	6/395
26EA/2435	3R3064	Guard, chain				1	BSS668	C	6/396
13102	16R2065	Guard, chain				1	BSS668	C	6/397
	19R2065	Packing				3	BSS668		
	20R2065	Packing				1	BSS668		
	6R3064	SHAFT & SPROCKET, GROUP				1	—		
		Spares for :—							
2989	3R2868	Shaft				1	DTD211		
2988	11R3818	Socket, with sprocket				1	L40	C	5/204
	4R2868	Socket, for sprocket				1	—	C	5/205
	2R3818	Socket				1	—		
2990	2R3064	Sprocket (large)				1	DTD683	C	5/206
2991	13R3818	Sprocket (small)				1	L40	C	5/207
		SHAFT, OPERATING AILERON, STARBOARD (R3819)							5/208
		Spares for :—							
	15R3819	Bolt, hex.hd, 2 BA sprocket guard				1	S2 or S11		
	14R3819	Guard, sprocket				1	DTD213		
	8R3819	SHAFT AND BEARING, GROUP				1	—		
		Spares for :—							
2987	32R2065	Bolt, hex.hd, 2 BA for chain guard				2	K.Monel	C	6/199
	6R3819	BEARING, FIXED, GROUP							
		Spares for :—							
13677	3R2065	BRACKET, BEARING, REAR, GROUP				1	—	C	5/201
		Consisting of :—							
27S/10	BAL.1	Bearing, ball				1	—	B	
26EA/12285	3aR2065	Bracket, bearing... ..				1	—	C	
13007	8R2060	Washer, ballrace				1	—	C	7/30
2992	12R3819	Washer, ballrace				1	DTD364A	C	6/202

CONTROLS
FLYING

Ref. No.	Part No.	Description				No. off	Matl. Spec.	Cl. of St.	Plate and Illust'n No.
		1	2	3	4			M.R.	
		SHAFT AND BEARING, GROUP (8R3819) (Cont'd)							
	7R3819	BEARING, FLOATING, GROUP				1	—		6/209
		Spares for :—							
27S/10 13676 2992	BAL.1	Bearing, ball...	1	—	B	
	2R2065	Bracket, bearing, front	1	—	C	
	12R3819	Washer, ballrace	1	DTD364A	C	6/202
	13R3819	Washer, ballrace	1	DTD364A		
26EA/12287 13679 13102	17R2065	Bracket, chain, guard, L.H.	1	DTD289/291	C	6/394
	18R2065	Bracket, chain, guard, R.H.	1	DTD289/291	C	6/395
	16R2065	Guard, chain	1	DSS668	C	6/397
	5R3819	SHAFT & SPROCKET, GROUP				1	—		6/210
		Spares for :—							
13675	23R2065	Bolt, hex.hd, 1/4" BSF	6	E.Monel	C	
	11R3819	Shaft	1	DTD211		
2994	28R2065	Socket, with sprocket	1	L40	C	6/211
2993	2R3819	Socket, for sprocket	1	—	C	6/212
2991	13R3818	Sprocket	1	L40	C	6/213
	2R3497	SEAL, ELEVATOR VERTICAL SHAFT, GROUP				1	—		5/214
		Consisting of :—							
	2aR3497	Plate, base	1	DTD610		
	2bR3497	Plate, stiffening	1	DTD610		
	AS2230/404	Rivets, 120° csk.hd	6	—		
	2cR3497	Seal, flexible	1	DTD790		
	4Z4852	Strip, packing 1/16" x 4" x 3/4"	2	Felt		
	16R3778	Tube, guide for aileron cable	4	T4		5/215
	21R3778	Tube, guide for aileron cable	1	T4		5/216
	7R3778	Washer, distance	8	L40		

**CONTROLS
FLYING**

Ref. No.	Part No.	Description				No. off	Matl. Spec.	Cl. of St.	Plate and Illust'n No.
		1	2	3	4			M.R.	
CONTROLS, FLYING, IN FRONT CENTRE PORTION (R3524)									
Spares for :—									
2906	1R3066	CHAIN, AILERON UNIT, GROUP...				1	—	C	7/217
Consisting of :—									
2907	6R3066	Block, planer B1				2	K.Monel or S1		7/218
	AS971/45P	Chain, 1/2" pitch B.S.6				2	—		7/219
27KB/154	AS971/59P	Chain, 1/2" pitch B.S.6				1	—	B	7/220
2908	2R3066	Chain and tie rod end 5/16"				1	—	C	7/221
2909	4R3066	Chain and tie rod end 9/32"				1	—	C	7/222
MOUNTING, AILERON, SPROCKET (R3059)									
Spares for :—									
2910	15R3059	Block, chain retaining				2	BSS668	C	7/223
	10R3059	BRACKET, SPROCKET PLATE, GROUP				1	—		7/224
	11R3059	BRACKET, SPROCKET PLATE, GROUP				1	—		7/225
	12R3059	BRACKET, SPROCKET PLATE, GROUP				1	—		7/226
	13R3059	BRACKET, SPROCKET PLATE, GROUP				1	—		7/227
2911	16R3059	Pin, chain sprocket				2	K.Monel	C	7/228
2912	14R3059	SPROCKET, GROUP				2	—	B	7/229
Consisting of :—									
275/138	CS.7	Bearing, ball				1	—	B	
	14aR3059	Body, sprocket				1	K.Monel		
3015	14bR3059	Bush				1	L1 or L40	C	7/230
777	1R3824	ROD, CONTROL RUDDER, GROUP				1	—	M/B	8/231
(Supplied with loose sockets)									
Consisting of :—									
13759	4R2215	Bolt, with grease nipple (TAT No. 6878)				1	—	C	8/232
13235	5R2213	Eyebolt				1	L40	C	8/233
13270	5SS1979	Lead, bonding				2	—	C	8/234
28M/770	A16Y/G.S.	Nut, slotted 1/8" BSF				1	—	C	
28L/6896	A16Y/QT	Nut, lock 5/8" BSF				1	—	C	
28P/5032	AGS784/3	Pin, split				1	—	C	
28Q/9375	AGS2050/639/BS	Rivet, pop dome				2	—	C	
28Q/9517	AGS2050/636/BS	Rivet, pop dome				10	—	C	
13376	5R2215	Socket				1	L40	C	8/235
2984	4R2213	Socket				1	L40	C	8/236
	2R3824	Tube, 1 1/4" o/d x 14G x 7' 5-75" long				1	T4		
28W/3073	AGS160/E	Washer				1	—	C	

CONTROLS
FLYING

Ref. No.	Part No.	Description				No. off	Matl. Spec.	Cl. of St.	Plate and Illust'n No.
		1	2	3	4			M.R.	
CONTROLS, FLYING, IN FRONT CENTRE PORTION (R3524) (Cont'd)									
1218	1R2962	ROD, CONTROL ELEVATOR, GROUP (Supplied with loose sockets) Consisting of:—				1	—	M/B	9/237
26EA/12278	7R2213	Bolt , attachment				1	S2 or S11	C	8/233
13067	14R2060	Bush				1	—	C	8/234
13235	5R2213	Eyebolt				1	L40	C	
13270	5SS1979	Lead , bonding				2	—	C	
28L/6896	A16Y/QT	Nut , lock, $\frac{5}{8}$ " BSF				1	—	C	
28M/6039	AGS760/E	Nut , slotted $\frac{3}{8}$ " BSF				1	—	C	
29P/5382	AGS784/3A	Pin , split				1	—	C	
28Q/9374	AGS2050/630/BS	Rivet , pop dome, $\frac{3}{16}$ " dia.				12	—	C	
28Q/9375	AGS2050/639/BS	Rivet , pop dome, $\frac{3}{16}$ " dia.				2	—	C	
28Q/9517	AGS2050/636/BS	Rivet , pop dome, $\frac{3}{16}$ " dia.				10	—	C	9/238
13325	6R2218	Sleeve , jointing				1	—	C	
13760	2R2213	Socket				1	L40	C	9/239
2984	4R2213	Socket				1	—	C	9/236
	4R3823	Tube , $1\frac{1}{4}$ " o/d x 17G x 4' 1.87" long				1	T4		
	4R2962	Tube , $1\frac{1}{4}$ " o/d x 17G x 5' 10.64" long Alternative tube supplied in 1 length (5R2962)				1	T4	C	
4515	1R3428	ROD, CONTROL RUDDER, GROUP (Supplied with loose sockets) Consisting of:—				1	—	M/B	8/240
	2R3428	Bar , location				1	L40		
13198	4SS1979	Lead , bonding				1	—	C	
28M/13236	A27/G.C.	Nut , slotted				1	—	C	
28P/12527	3R2214	Pin , rod, attachment				1	K.Monel	C	
28P/5339	SP9/C10	Pin , split, $\frac{1}{16}$ " dia. x $1\frac{1}{4}$ " long				1	—	C	
28Q/13398	AGS5859/46	Pin , taper, $\frac{3}{16}$ " dia. x $1\frac{3}{4}$ " long				3	—	C	
28Q/9375	AGS2050/650/BS	Rivet , pop dome				6	—	C	
13408	AGS2050/639/BS	Rivet , pop dome				6	—	C	
	2R2214	Socket				1	L40	C	8/241
	2R3826	Socket				1	L40	C	8/242
	3R3428	Tube , $1\frac{1}{4}$ " o/d x 14G x 2' 10 $\frac{1}{2}$ " long				1	T4		
28W/12254	SP13/G	Washer , $\frac{5}{16}$ " BSF				1	—	C	
1901	2R2952	ROD, TIE, AILERON CHAIN, GROUP Consisting of:—				1	—	C	7/243
2913	6R2952	Nut , lock, $\frac{5}{16}$ " L.H. thread				1	B13	C	5/97
2914	5R2952	Nut , lock, $\frac{5}{16}$ " R.H. thread				1	B13	C	5/98
	12aR2123	Rod , tie, $\frac{5}{16}$ " BSF				1	—		
1902	3R2952	ROD, TIE, AILERON CHAIN, GROUP Consisting of:—				1	—	C	7/244
2915	8R2952	Nut , lock, $\frac{9}{32}$ " L.H. thread				1	B13	C	7/245
2916	7R2952	Nut , lock, $\frac{9}{32}$ " R.H. thread				1	B13	C	7/246
	32aR2123	Rod , tie, $\frac{9}{32}$ " BSF				1	—		

SHACKLETON Mk. 2

CONTROLS

FLYING

Ref. No.	Part No.	Description				No. off	Matl. Spec.	Cl. of St.	Plate and Illust'n No.
		1	2	3	4			M.R.	
CONTROLS, FLYING, IN CENTRE PORTION BETWEEN FORMERS 6-12 (R3065)									
1678	13R3065	Spares for :— CABLE, AILERON CONTROL, GROUP				1	—	C	7/247
1679	14R3065	CABLE, AILERON CONTROL, GROUP				1	—	C	7/248
2995	11R3065	CHAIN, AILERON CONTROL, C/W END FITTINGS, GROUP				1	—	C	7/249
2996	12R3065	CHAIN, AILERON CONTROL, C/W END FITTINGS, GROUP				1	—	C	7/250
CONTROLS, AILERON, AT REAR SPAR (12R2756)									
2997	1R3769	Spares for :— BEARING, FOR AILERON CONTROL RODS ON RIBS 25, 28, 30 ON INBOARD TRAILING EDGE, PORT AND STARBOARD, GROUP				3	—	C	7/3
Consisting of :—									
28D/1011242	A25/7E	Bolt, hex.hd, 1/4" BSF x 1.15" long ...				3	—	C	
	2R3769	Bracket, base ...				1	—	C	
28M/10320	AGS2002/E/3	Nut, stiff, 1/4" BSF ...				3	—	C	
	Skefko								
1895	401450B	Pulley (Pre-Mod. 774) ...				3	—	A	7/2
26DC/7766	1R4410	Pulley (Mod. 774) ...				3	—	A	7/2
13362	6dR2226	Bolt, hex.hd, 1/4" BSF attachment on control rods				2	S1	C	7/251
LEVER, OPERATING AILERON AND MOUNTING OF AILERON SERVO AND LOCK (1R3464)									
13712	7R2255	Spares for :— BEARING, REAR, GROUP ...				1	—	A	7/252
Consisting of :—									
2A/9500419	T17	Bearing, ball ...				1	—	B	
13310	7aR2255	Housing, bearing ...				1	—	C	
2A/9500419	T17	Bearing, ball ...				1	—	B	
	2R2255	Bolt, 3/8" BSF attachment of shackle to lever top				1	S1	C	7/253
	3R2255	Bolt, 5/16" BSF attachment of shackle to lever bottom				1	S1	C	7/254
	5R2255	Bolt, 3/8" BSF attachment of control rod to lever				1	S1	C	7/255
	5R3464	Bracket, stop lever L.H. ...				1	L33 or 122		7/256
	6R3464	Bracket, stop lever R.H. ...				1	L33 or 122		7/257
	5R2096	Bracket, bearing, housing ...				1	L40	C	7/258
13067	14R2060	Bush, shackle, top ...				1	—	C	7/259
	7R2062	Bush, shackle, bottom ...				1	—	C	7/260
13402	4R2255	Bush ...				2	—	C	7/261
2999	7R2888	Collar, distance ...				1	L40	C	7/262
3000	4R2096	Channel, mounting, lever ...				2	L40	C	7/263
3001	9R3067	Guard, sprocket, bottom ...				1	BSS668	C	7/264
3002	10R3067	Guard, sprocket, top ...				1	BSS668	C	7/265

SHACKLETON Mk. 2

Page 62

CONTROLS

FLYING

Ref. No.	Part No.	Description				No. off	Matl. Spec.	Cl. of St.	Plate and Illust'n No.
		1	2	3	4			M.R.	
		LEVER, OPERATING AILERON AND MOUNTING OF AILERON SERVO AND LOCK (1R3464) (Cont'd)							
	2R3464	LEVER, OPERATING, GROUP...				1	—		7/266
		Consisting of :—							
3003	2dR3067	Bush				1	S1	C	7/267
3004	2eR3067	Bush				1	S1	C	7/268
13103	6R2060	Bush				1	—	C	
	2bR3464	Bush				1	—		
	2aR3464	Lever				1	DTD364		
		MOUNTING, BRACKET FOR AILERON LOCKING (R3463)							
		(See Flying Control Locking)							
	7R3067	Mounting, for sprocket guard				1	DTD610		
3006	6R2888	Plate, flanged for sprocket				1	L40	C	7/269
13713	8R2255	Plate, mounting channel				1	DTD610	C	
13603	20R2096	Shackle, bottom				1	S6	C	7/270
13594	4F3599	Shackle, top				1	S6	C	7/271
3007	4R2888	Shaft, splined, for levers and sprockets				1	S1	C	7/272
3008	4R3067	Sprocket, aileron servo				1	DTD610	C	7/273
3009	14R2591	Washer, for splined shaft				1	L40	C	7/274
		MOUNTING AND INTERMEDIATE LEVER (R2499)							
		Spares for :—							
	6R2498	Bush				2	—		7/275
	6R2060	Bush $\frac{7}{8}$ " dia. x $\frac{5}{16}$ "				1	BSS250		
	2R2498	Lever, intermediate				1	L40		
		MOUNTING, IDLER, SPROCKET AFT OF REAR SPAR (2R2754)							
		Spares for :—							
	1R3069	MOUNTING, IDLER, SPROCKET TOP, GROUP				1	—		7/276
		Spares for :—							
2911	16R3059	Bolt, hex.hd, $\frac{5}{16}$ " BSF for mounting sprocket				1	S1	C	7/228
3011	4R3068	Guard, chain sprocket				1	BSS668	C	7/277
3016	2R3069	Plate, top angle				1	DTD610	C	7/278
3017	3R3069	Plate, bottom angle... ..				1	DTD610	C	7/279
2912	14R3059	SPROCKET, GROUP				1	—	B	7/229
		Consisting of :—							
2A/9500417	C.S.7	Bearing, ball				1	—	B	7/230
3015	14bR3059	Bush				2	—	C	
	14aR3059	Sprocket				1	K.Monel		
	1R3477	MOUNTING, IDLER, SPROCKET BOTTOM, GROUP				1	—		
		Spares for :—							
2911	16R3059	Bolt, hex.hd, $\frac{5}{16}$ " BSF for mounting sprocket				1	S1	C	7/228
3011	4R3068	Guard, chain				1	BSS668	C	7/277
	2R3477	Plate, top angle				1	DTD610		
	3R3477	Plate, bottom angle... ..				1	DTD610		
3014	14R3059	SPROCKET, GROUP				1	—	B	7/229
		Consisting of :—							
2A/9500417	C.S.7	Bearing, ball				1	—	B	
3015	14bR3059	Bush				2	—	C	7/230
	14aR3059	Sprocket				1	K.Monel		

SHACKLETON Mk 2

CONTROLS

FLYING

Ref. No.	Part No.	Description				No. off	Matl. Spec.	Cl. of St.	Plate and Illust'n No.
		1	2	3	4			M.R.	
		CONTROLS, AILERON AT REAR SPAR (12R2756) (Cont'd)							
	1R3462	ROD, CONTROL, AILERON AT CENTRE SECTION, REAR SPAR, GROUP (Supplied with loose socket) Consisting of :—				2	—		7/280
13261	6SS1979	Lead, bonding				1	—	C	
13198	4SS1979	Lead, bonding				1	—	C	
	24SS3790	Rivet, pop, $\frac{3}{16}$" dia.				12	—		
	5cR2226	Socket, shackle				1	L40		7/281
13407	5bR2226	Socket				1	L40	C	7/282
	2R3462	Tube, $1\frac{1}{4}$" o/d x 12G x 4' 4.75" long ...				1	T4		
794	1R2759	ROD, CONTROL, AILERON AT CENTRE SECTION, REAR SPAR, INBOARD TRAILING EDGE, GROUP (Supplied with loose socket) Consisting of :—				1	—	M/B	7/283
28Q/9517	AGS2050/636/BS	Rivet, pop dome, $\frac{3}{16}$" dia.				10	—	C	
28Q/9375	AGS2050/639/BS	Rivet, pop dome, $\frac{3}{16}$" dia.				2	—	C	
	5cR2226	Socket, shackle				1	L40		7/281
13408	2R2214	Socket				1	L40	C	8/241
	4R2759	Tube, $1\frac{1}{4}$" o/d x 17G x 8' 6.25" long ...				1	T4		
3018	5R2756	ROD, TIE, TOP, GROUP				1	—	C	7/284
		Consisting of :—							
28N/5554	AGS899/7	Collar (AGS674/3)				1	—	C	
13592	2SS3282	Fork, end fitting				1	—	C	
28P/5038	AGS784/11	Pin, split				1	—	C	
28P/918	SP4/G12	Pin, solid, $\frac{11}{32}$" dia. x 8" long				1	—	C	
	4R2952	ROD, TIE, GROUP				1	—		7/285
		Consisting of :—							
2914	5R2952	Nut-lock, $\frac{5}{16}$" BSF R.H.				1	BS249	C	5/98
2913	6R2952	Nut-lock, $\frac{5}{16}$" BSF L.H.				1	BS249	C	5/97
28A	40aR2123	Rod, tie, $\frac{5}{16}$" BSF ("A" length 30.6") ...				1	W8	C	
3021	6R2756	ROD, TIE, BOTTOM, GROUP				1	—	C	7/286
		Consisting of :—							
28N/5552	AGS899/5	Collar (AGS674/5)				1	—	C	
13593	4SS3282	Fork, end, fitting				1	—	C	
28P/5037	AGS784/10	Pin, split				1	—	C	
28P/886	SP4/YE.12	Pin, solid, $\frac{9}{32}$" dia.				1	—	C	
	9R2952	ROD, TIE, GROUP				1	—		7/287
		Consisting of :—							
2916	7R2952	Nut-lock, $\frac{9}{32}$" BSF L.H.				1	BS249	C	7/246
2915	8R2952	Nut-lock, $\frac{9}{32}$" BSF R.H.				1	BS249	C	7/245
28A	55aR2123	Rod, tie, $\frac{9}{32}$" BSF ("A" length 30.6") ...				1	W8	C	

CONTROLS

FLYING

Ref. No.	Part No.	Description				No. off	Matl. Spec.	Cl. of St.	Plate and Illust'n No.
		1	2	3	4			M.R.	
		CONTROLS, AILERON AT REAR SPAR (12R2756) (Cont'd)							
		SEAL, ROD, AILERON CONTROL (Z4852)							7/288
		Consisting of :—							
28E/8183	MK.1	Clip, hose (2SS3513)	1	—	C	
28E/8185	MK.3	Clip, hose (4SS3513)	1	—	C	
	2Z4852	Sleeve	2	Rubber		
	3Z4852	Strip, packing, $\frac{1}{16}$ " x 6.3" x $\frac{3}{4}$ "	1	Felt		
	4Z4852	Strip, packing, $\frac{1}{16}$ " x 4" x $\frac{3}{4}$ "	1	Felt		
	1R2906	PULLEY, AILERON CONTROL PORT, GROUP				1	—		
3024	5R2612	Spares for :— PULLEY, GROUP				2	—	B	7/289
		Consisting of :—							
27S/138	CS.7	Bearing, ball	1	—	B	
3025	5bR2612	Bush	2	L1 or L40	C	7/290
	5aR2612	Pulley	1	L1 or L40		
3026	2R3065	ROD, TIE, TOP, GROUP				1	—	C	7/291
		Consisting of :—							
2914	5R2952	Nut-lock, $\frac{5}{16}$ " BSF R.H.	1	BS249	C	5/98
2913	6R2952	Nut-lock, $\frac{5}{16}$ " BSF L.H.	1	BS249	C	5/97
28A	2aR3065	Rod, tie, $\frac{5}{16}$ " BSF ("A" length 50.57")	1	W8		
3027	3R3065	ROD, TIE, BOTTOM, GROUP				1	—	C	7/292
		Consisting of :—							
2916	7R2952	Nut-lock, $\frac{9}{32}$ " BSF R.H.	1	BS249	C	7/246
2915	8R2952	Nut-lock, $\frac{9}{32}$ " BSF L.H.	1	BS249	C	7/245
28A	3aR3065	Rod, tie, $\frac{9}{32}$ " BSF ("A" length 50.89")	1	W8		
779	1R3821	ROD, CONTROL, RUDDER AND ELEVATOR, GROUP				2	—	M/B	8/293
		Spares for :—							
13579	4R2215	Bolt, grease	1	S1	C	
	5R3821	Socket, plain	1	L1 or L40		
13376	5R2215	Socket, fork	1	L40	C	8/294

SHACKLETON Mk. 2

**CONTROLS
FLYING**

Ref. No.	Part No.	Description				No. off	Matl. Spec.	Cl. of St.	Plate and Illust'n No.
		1	2	3	4			M.R.	
CONTROLS, FLYING, IN REAR CENTRE PORTION (R3405)									
Spares for :—									
		BEARING, CONTROL ROD, AT FORMER 13				1	—		
Consisting of :—									
13172	11R2222	Bearing, spherical				2	—	C	9/295
13326	14R2222	Housing, bearing				1	—	C	9/296
	—	BEARING, CONTROL ROD AT FORMER 14				1	—		
Consisting of :—									
13172	11R2222	Bearing, spherical				2	—	C	9/295
	5R3782	Housing, bearing				1	—		7/297
	1R2972	BEARING, DOUBLE FOR CONTROL ROD, AT FORMER 14, GROUP				1	—		9/298
Consisting of :—									
28D/12543	A25/6E	Bolt, hex.hd, 1/4" BSF x 1.10" long ...				6	—	C	
28D/8307	AS1242/2C	Bolt, csk.hd, 2 BA x .6" long				4	—	C	
3028	1R2856	Bracket, single bearing				1	DTD298/300	C	9/299
3029	2R2856	Bracket, single bearing				1	DTD298/300	C	9/300
28M/10288	AGS2001/C/1	Nut, stiff, 2 BA				4	—	C	
28M/10330	AGS2001/E/1	Nut, stiff, 1/4" BSF (thin)				6	—	C	
	2R2972	Plate, bearing				1	—		
26DC/7766	1R4410	Pulley (Mod. 774)				6	—	A	
	Skefco								
1895	401450/B	Pulley (Pre.Mod. 774)				6	—	A	7/2
28Q/10411	AS2229/606	Rivet, csk.hd, 90°, 3/16" dia. x 3/8" long ...				2	—	C	
28W/12252	SP13/C	Washer				4	—	C	
	2R2863	BEARING, DOUBLE FOR CONTROL ROD, AT FORMER 17, GROUP				1	—		9/301
Consisting of :—									
28D/12543	A25/6E	Bolt, hex.hd, 1/4" BSF x 1.10" long ...				6	—	C	
28D/8307	AS1242/2C	Bolt, csk.hd, 2 BA x .6" long				4	—	C	
3028	1R2856	Bracket, single bearing				1	DTD298/300	C	9/299
3029	2R2856	Bracket, single bearing				1	DTD298/300	C	9/300
28/M10288	AGS2001/C/1	Nut, stiff, 2 BA				4	—	C	
28M/10330	AGS2002/E/1	Nut, stiff, 1/4" BSF (thin)				6	—	C	
3031	2R2859	Plate, bearing				1	L72	C	9/302
26DC/7766	1R4410	Pulley (Mod. 774)				6	—	A	
	Skefco								
1895	401450/B	Pulley (Pre.Mod. 774)				6	—	A	7/2
28Q/10411	AS2229/606	Rivet, csk.hd, 90°, 3/16" dia. x 3/8" long ...				2	—	C	
28W/12252	SP13/C	Washer				4	—	C	

CONTROLS
FLYING

Ref. No.	Part No.	Description				No. off	Matl. Spec.	Cl. of St.	Plate and Illust'n No.
		1	2	3	4			M.R.	
CONTROLS, FLYING, IN REAR CENTRE SECTION (R3405) (Cont'd)									
	1R2863	BEARING, DOUBLE, FOR CONTROL ROD, AT FORMER 20, GROUP							9/303
		Consisting of:—							
28D/12543	A25/6E	Bolt , hex.hd, $\frac{1}{4}$ " BSF x 1.10" long	6	—	C		
28D/8307	AS1242/2C	Bolt , csk.hd, 2 BA x .6" long	4	—	C		
3028	1R2856	Bracket , bearing, single	1	DTD298/300	C	9/299	
3029	2R2856	Bracket , bearing, single	1	DTD298/300	C	9/300	
28M/10288	AGS2001/C/1	Nut , stiff, 2 BA	4	—	C		
28M/10330	AGS2002/E/1	Nut , stiff, $\frac{1}{4}$ " BSF (thin)	6	—	C		
3030	1R2859	Plate , bearing	1	L72	C	9/304	
26DC/7766	1R4410	Pulley (Mod. 774)	6	—	A		
	Skefco								
1895	401450/B	Pulley (Pre.Mod. 774)	6	—	A	7/2	
28Q/10411	AS2229/606	Rivet , csk.hd, 90°, $\frac{3}{16}$ " dia. x $\frac{3}{8}$ " long	2	—	C		
28W/12252	SP13/C	Washer	4	—	C		
	1R3406	BEARING, DOUBLE, FOR CONTROL ROD, AT FORMER 22, GROUP				1	—		9/305
		Consisting of:—							
28D/12543	A25/6E	Bolt , hex.hd, $\frac{1}{4}$ " BSF x 1.10" long	6	—	C		
28D/8307	AS1242/2C	Bolt , csk.hd, 2 BA x .6" long	4	—	C		
3028	1R2856	Bracket , bearing, single	1	DTD298/300	C	9/299	
3029	2R2856	Bracket , bearing, single	1	DTD298/300	C	9/300	
28M/10288	AGS2001/C/1	Nut , stiff, 2 BA	4	—	C		
	2R3406	Plate , bearing	1	L72	C	9/306	
26DC/7766	1R4410	Pulley (Mod. 774)	6	—	A		
	Skefco								
1895	401450/B	Pulley (Pre.Mod. 774)	6	—	A	7/2	
28Q/10411	AS2229/606	Rivet , csk.hd, 90°, $\frac{3}{16}$ " dia. x $\frac{3}{8}$ " long	2	—	C		
28W/12252	SP13/C	Washer	4	—	C		
	1R3407	BEARING, DOUBLE, FOR CONTROL ROD, AT FORMER 24, GROUP				1	—		9/307
		Consisting of:—							
28D/12543	A25/6E	Bolt , hex.hd, $\frac{1}{4}$ " BSF x 1.10" long	6	—	C		
28D/8307	AS1242/2C	Bolt , csk.hd, 2 BA x .6" long	6	—	C		
3028	1R2856	Bracket , bearing, single	1	DTD298/300	C	9/299	
3029	2R2856	Bracket , bearing, single	1	DTD298/300	C	9/300	
28M/10288	AGS2001/C/1	Nut , stiff, 2 BA	6	—	C		
28M/10330	AGS2002/E/1	Nut , stiff, $\frac{1}{4}$ " BSF (thin)	6	—	C		
	3R3407	Plate , bearing	1	L72	C		
26DC/7766	1R4410	Pulley (Mod. 774)	5	—	A		
	Skefco								
1895	401450/B	Pulley (Pre.Mod. 774)	6	—	A	7/2	
28Q/10411	AS2229/606	Rivet , csk.hd, 90°, x $\frac{3}{16}$ " dia. x $\frac{3}{8}$ " long	2	—	C		
28W/12252	SP13/C	Washer	6	—	C		

SHACKLETON Mk. 2

**CONTROLS
FLYING**

Ref. No.	Part No.	Description				No. off	Matl. Spec.	Cl. of St. M.R.	Plate and Illust'n No.
		1	2	3	4				
CONTROLS FLYING IN REAR CENTRE PORTION (R3405) (Cont'd)									
	2R3407	BEARING, DOUBLE FOR CONTROL ROD AT FORMER 26, GROUP				1	—		9/308
		Consisting of:—							
28D12543	A25/6E	Bolt , hex.hd, 1/4" BSF x 1.10" long ...				6	—	C	
28D/8307	AS1242/2C	Bolt , csk.hd, 2 BA x .6" long ...				6	—	C	
3028	1R2856	Bracket , bearing, angle ...				1	DTD298/300	C	9/299
3029	2R2856	Bracket , bearing, single ...				1	DTD298/300	C	9/300
28M/10288	AGS2001/C/1	Nut , stiff, 2 BA ...				6	—	C	
28M/10330	AGS2002/E/1	Nut , stiff, 1/4" BSF (thin) ...				6	—	C	
	4R3407	Plate , bearing ...				1	L72		
26DC/7766	1R4410	Pulley (Mod. 774) ...				6	—	A	
	Skefco								
1895	401450/B	Pulley (Pre.Mod. 774) ...				6	—	A	7/2
28W/12252	SP13/C	Washer ...				6	—	C	
	1R2923	BEARING, DOUBLE, CONTROL ROD AND ANGLE FOR WINDOW LEDGE, GROUP				1	—		9/309
		Consisting of:—							
3034	4R2923	Angle ...				1	L72	C	9/310
3035	5R2923	Angle ...				1	L72	C	9/311
3036	3R2923	ANGLE, ATTACHMENT, GROUP...				1	—	C	9/312
3037	6R2923	ANGLE, ATTACHMENT, GROUP...				1	—	C	9/313
28D/12543	A25/6E	Bolt , hex.hd, 1/4" BSF x 1.10" long ...				6	—	C	
28D/8307	AS1242/2C	Bolt , hex.hd, 2 BA x .6" long ...				6	—	C	
3028	1R2856	Bracket , bearing, single ...				1	DTD298/300	C	9/299
3029	2R2856	Bracket , bearing, single ...				1	DTD298/300	C	9/300
28M/12088	AGS2001/C/1	Nut , stiff, 2 BA ...				6	—	C	
28M/10330	AGS2002/E/1	Nut , stiff, 1/4" BSF (thin) ...				6	—	C	
3038	2R2923	Plate , bearing ...				1	L72	C	9/314
26DC/7766	1R4410	Pulley (Mod. 774) ...				6	—	A	
	Skefco								
1895	401450/B	Pulley (Pre.Mod. 774) ...				6	—	A	7/2
28Q/10412	AS2203/404	Rivet , csk.hd, 1/8" dia. x 1/4" long ...				1	—	C	
28Q/6638	AS2227/404	Rivet , snap hd, 1/8" dia. x 1/4" long ...				10	—	C	
28Q/6639	AS2227/405	Rivet , snap hd, 1/8" dia x 1/16" long...				2	—	C	
28W/12252	SP13/C	Washer ...				6	—	C	
	2R3408	BEARING, DOUBLE FOR CONTROL ROD, AT FORMER 30, GROUP				1	—		9/315
		Consisting of:—							
28D/12543	A25/6E	Bolt , hex.hd, 1/4" BSF x 1.10" long ...				6	—	C	
28D/8307	AS1242/2C	Bolt , csk.hd, 2 BA x .6" long ...				6	—	C	
3028	1R2856	Bracket , bearing, single ...				1	DTD298/300	C	9/299
3029	2R2856	Bracket , bearing, single ...				1	DTD298/300	C	9/300
28M/10288	AGS2001/C/1	Nut , stiff, 2 BA ...				6	—	C	
28M/10330	AGS2002/E/1	Nut , stiff, 1/4" BSF (thin) ...				6	—	C	
	4R3404	PLATE, BEARING, GROUP...				1	—	C	
26DC/7766	1R4410	Pulley (Mod. 774) ...				6	—	A	
	Skefco								
1895	401450/B	Pulley (Pre.Mod. 774) ...				6	—	A	7/2
28W/12252	SP13/C	Washer ...				6	—	C	
784	4R3782	Bolt , special elevator control rod ...				2	S1	C	9/316
13347	3R2299	Bolt , special rudder control rod ...				2	S1	C	
3040	1R2941	Cover , control guard between formers 27-28				1	L72	C	9/317

CONTROLS
FLYING

Ref. No.	Part No.	Description				No. off	Matl. Spec.	Cl. of St.	Plate and Illust'n No.
		1	2	3	4			M.R.	
CONTROLS FLYING IN REAR CENTRE PORTION (R3405) (Cont'd)									
3892	1R3041	COVER, CONTROL GUARD BETWEEN FORMER 12-13, GROUP Consisting of:—				1	—	C	9/319
28FP/146	Dzus A4-25	Fastener				3	—	C	
28FP/309	Dzus GA4-250	Grommet				3	—	C	
3049	2R3041	Guard				1	L72	C	9/320
30B	—	Wire, 10G x 9¼" long (3R3041)				2	DTD327	C	
3047	2R2955	COVER, CONTROL GUARD BETWEEN FORMERS 13-16, GROUP Consisting of:—				1	—	C	8/321
3042	5R2959	Cover, end fitting				1	L72	C	8/322
28FP/146	Dzus A4-25	Fastener				6	—	C	
3044	3R2958	FLANGE, GROUP				1	—	C	8/323
28FP/309	Dzus GA4-250	Grommet				6	—	C	
3046	8R2955	GUARD, GROUP				1	—	C	8/324
28Q/6663	AS2227/303	Rivet, snap hd, 3/32" dia. x 3/16" long				1	—	C	
30B	—	Wire 10G (4R2955)				1	—	C	
3887	1R2956	COVER, CONTROL GUARD BETWEEN FORMERS 16-17 GROUP Consisting of:—				1	—	C	8/325
3041	2R2956	Cover				1	L72	C	8/326
3042	5R2959	Cover, end fitting				1	L72	C	8/322
28FP/146	Dzus A4-25	Fastener				6	—	C	
28FP/309	Dzus GA4-250	Grommet				6	—	C	
28Q/6663	AS2227/303	Rivet, snap hd, 3/32" dia. x 3/16" long				5	—	C	
30B	—	Wire, 10G (3R2956)				1	—	C	
3889	6R2955	COVER, CONTROL GUARD BETWEEN FORMERS 22-25, GROUP Consisting of:—				1	—	C	8/327
28FP/146	Dzus A4-25	Fastener				6	—	C	
3044	3R2958	FLANGE, GROUP				1	—	C	8/323
28FP/309	Dzus GA4-250	Grommet				6	—	C	
28Q/6663	7R2955	Guard				1	L72	C	
30B/	AS2227/303	Rivet, snap hd, 3/32" dia. x 3/16" long				10	—	C	
	7aR2955	Stiffener				1	L72	C	
	—	Wire, 10G (4R2955)				1	DTD327	C	

SHACKLETON Mk 2

**CONTROLS
FLYING**

Ref. No.	Part No.	Description				No. off	Matl. Spec.	Cl. of St.	Plate and Illust'n No.
		1	2	3	4			M.R.	
CONTROLS, FLYING IN REAR CENTRE PORTION (R3405) (Cont'd)									
3890	1R2955	COVER, CONTROL GUARD BETWEEN FORMERS 25-27 & 28-31, GROUP				2	—	C	8/328
		Consisting of:—							
27FP/146	Dzus A4-25	Fastener	7	—	C	
3044	3R2958	FLANGE, GROUP				1	—	C	8/323
	Dzus GA4-250	Grommet	7	—	C	
27FP/309	3R2955	Guard	1	DTD610	C	8/329
3045	AS2227/303	Rivet, snap hd, $\frac{3}{32}$ " dia. x $\frac{3}{16}$ " long	7	—	C	
28Q/6663	—	Wire, 10sG (4R2955)	1	DTD327	C	
30B									
3888	1R2957	COVER, CONTROL GUARD AT FORMER 27, GROUP				1	—	C	8/330
		Consisting of:—							
27FP/146	Dzus A4-25	Fastener	4	—	C	
	Dzus GA4-250	Grommet	4	—	C	
27FP/309	2R2957	Guard	1	DTD610	C	8/331
3043	—	Wire, 10G (3R2957)	1	DTD327	C	
30B									
3891	1R2958	COVER, CONTROL GUARD AT FORMER 28, GROUP				1	—	C	8/332
		Consisting of:—							
27FP/146	Dzus A4-25	Fastener	3	—	C	
3044	3R2958	FLANGE, GROUP				1	—	C	8/323
	Dzus GA4-250	Grommet	3	—	C	
27FP/309	2R2958	Guard	1	DTD610	C	
3048	AS2227/303	Rivet, snap hd, $\frac{3}{32}$ " dia. x $\frac{3}{16}$ " long	7	—	C	
28Q/6663	—	Wire, 10G (4R2958)	1	DTD327	C	
30B									

CONTROLS
FLYING

Ref. No.	Part No.	Description				No. off	Matl. Spec.	Cl. of	Plate and Illust'n No.
		1	2	3	4			St. M.R.	
CONTROLS FLYING IN REAR CENTRE PORTION (R3405) (Cont'd)									
781	1R3784	ROD, CONTROL ELEVATOR BETWEEN FORMERS 14-23, GROUP (Supplied with loose sockets) Consisting of:—				1	—	M/B	9/333
3052	3R3784	End, fitting				1	—	C	9/334
28Q/9374	AGS2050/630/BS	Rivet, pop dome $\frac{3}{16}$ " dia.				12	—	C	
28Q/9517	AGS2050/636/BS	Rivet, pop dome $\frac{3}{16}$ " dia.				5	—	C	
28Q/9375	AGS2050/639/BS	Rivet, pop dome $\frac{3}{16}$ " dia.				7	—	C	
13325	6R2218	Sleeve, jointing				1	—	C	9/238
	7R2218	SOCKET, GROUP				1	—		9/335
		Consisting of:—							
27S/141	C.A.2	Bearing, ball				1	—	B	
13406	7aR2218	Socket				1	L40	C	
	5R3784	Tube, $1\frac{1}{4}$ " o/d x 17G x 6.2" long ... (Alternative tube supplied in 1 length) (4R3784)				2	T4		
783	1R3806	ROD, CONTROL ELEVATOR BETWEEN FORMER 23-31, GROUP (Supplied with loose sockets) Consisting of:—				1	—	M/B	9/336
13270	5SS1979	Lead, bonding				2	—	C	8/234
1896	8SS1979	Lead, bonding				2	—	C	8/42
28Q/9374	AGS2050/630/BS	Rivet, pop dome $\frac{3}{16}$ " dia.				12	—	C	
28Q/9517	AGS2050/636/BS	Rivet, pop dome $\frac{3}{16}$ " dia.				8	—	C	
28Q/9375	AGS2050/639/BS	Rivet, pop dome $\frac{3}{16}$ " dia.				4	—	C	
13325	6R2218	Sleeve				1	—	C	9/238
13348	2R2229	Socket				2	L40	C	9/337
	2R3806	Tube, $1\frac{1}{4}$ " o/d x 17G x 6'-3.27" ... (Alternative tube supplied in 1 length) (6R3806)				2	T4		
780	1R3804	ROD, CONTROL RUDDER BETWEEN FORMER 14-23, GROUP (Supplied with loose sockets) Consisting of:—					—	M/B	8/338
3053	2R3804	End, fitting				1	L1 or L40	C	8/339
1896	8SS1979	Lead, bonding				1	—	C	8/340
28Q/9374	AGS2050/630/BS	Rivet, pop dome $\frac{3}{16}$ " dia.				12	—	C	
28Q/9517	AGS2050/636/BS	Rivet, pop dome $\frac{3}{16}$ " dia.				5	—	C	
28Q/9375	AGS2050/639/BS	Rivet, pop dome $\frac{3}{16}$ " dia.				6	—	C	
	5R3804	Sleeve, jointing				1	—		8/341
3069	3R3804	SOCKET, GROUP				1	—	C	8/342
		Consisting of:—							
27S/144	C.A.3	Bearing, ball				1	—	B	
28N/12353	AGS2030/45	Circlip, internal type to suit $1\frac{7}{16}$ " dia. bore				1	—	C	
	3aR3804	Socket				1	L40		
	4R3804	Tube, $1\frac{1}{2}$ " o/d x 17G x 6' 2" long ... (Alternative tube, supplied in 1 length) (6R3804)				2	T4		

**CONTROLS
FLYING**

Ref. No.	Part No.	Description				No. off	Matl. Spec.	Cl. of St.	Plate and Illust'n No.
		1	2	3	4			M.R.	
		CONTROLS FLYING IN REAR CENTRE PORTION (R3405) (Cont'd)							
782	1R3805	ROD, CONTROL RUDDER BETWEEN FORMERS 23-31, GROUP (Supplied with loose sockets) Consisting of :—				1	—	M/B	8/343
13270	5SS1979	Lead, bonding				2	—	C	
28Q/9374	AGS2050/630/BS	Rivet, pop dome $\frac{3}{16}$ " dia.				12	—	C	
28Q/9517	AGS2050/636/BS	Rivet, pop dome $\frac{3}{16}$ " dia.				10	—	C	
28Q/9375	AGS2050/639/BS	Rivet, pop dome $\frac{3}{16}$ " dia.				2	—	C	
	5R3804	Sleeve, jointing				1	—	C	
	3R3805	Socket				2	L40		
	6R3805	Tube, $1\frac{1}{2}$ " o/d x 17G x 6' 3.10" long ... (Alternative tube, supplied in 1 length) (7R3805)				2	T4		
	1R2924	SUPPORT, WINDOW LEDGE AT FORMER 27, GROUP Consisting of :—				1	—		9/344
	6R2924	Angle, attachment				1	L72		
	7R2924	Angle, attachment				1	L72		
	3R2924	Angle, attachment, cover				1	L72		
	8R2924	Angle, attachment, cover				1	L72		
	4R2924	Angle, stiffening				1	L72		
	2R2924	Plate, support				1	L72		
28Q/6638	AS2227/404	Rivet, snap hd, $\frac{1}{8}$ " dia. x $\frac{1}{4}$ " long ...				13	—	C	
28Q/6639	AS2227/405	Rivet, snap hd, $\frac{1}{8}$ " dia. x $\frac{5}{16}$ " long ...				2	—	C	
28Q/10412	AS2230/404	Rivet, csk.hd, $\frac{1}{8}$ " dia. x $\frac{1}{4}$ " long ...				5	—	C	

CONTROLS

FLYING

Ref. No.	Part No.	Description				No. off	Matl. Spec.	Cl. of St.	Plate and Illust'n No.
		1	2	3	4			M.R.	
		CONTROLS, FLYING, IN REAR PORTION (R3439)							
		Spares for :—							
	1R2865	BEARING, DOUBLE, AT FORMER 32, GROUP				1	—		8/345
		Consisting of :							
28D/1008145	A25/6E	Bolt , hex.hd, $\frac{1}{4}$ " BSF x 1.10" long	6	—	C	
28D/8307	AS1242/2C	Bolt , csk.hd, 2 BA x .6" long	6	—	C	
3028	1R2856	Bracket , bearing, single	1	DTD298/300	C	9/299
3029	2R2856	Bracket , bearing, single	1	DTD298/300	C	9/300
28M/10330	AGS2002/E/1	Nut , stiff, $\frac{1}{4}$ " BSF (thin)	6	—	C	
28M/10288	AGS2001/C/1	Nut , stiff, 2 BA	6	—	C	
3054	1R2861	Plate , bearing	1	L72	C	8/346
	Skefco								
1895	401450/B	Pulley	6	—	A	7/2
28W/9419402	SP13/C	Washer	6	—	C	
7829	1R3452	BEARING, DOUBLE, AT FORMER 34, GROUP				1	—	B	9/347
		Consisting of :—							
2A/9500410	C.S.1	Bearing , ball	12	—	B	
3056	3R3132	Bolt , hex.hd, $\frac{1}{4}$ " BSF x 1.85" long	4	S11 or S2	C	9/348
3057	4R3132	Bolt , hex.hd, $\frac{1}{4}$ " BSF x 1.15" long	4	S11 or S2	C	9/349
	2R3452	Bracket , bearing	1	DTD721	C	9/350
28M/768	A16Y/ES	Nut , slotted, $\frac{1}{4}$ " BSF	8	—	C	
	SP9/C8	Pin , split	8	—	C	
28W/9418920	SP10/E	Washer	8	—	C	
7830	1R3453	BEARING, DOUBLE, AT FORMER 35, GROUP				1	—		8/351
		Consisting of :—							
2A/9500410	C.S.1	Bearing , ball	12	—	B	
3056	3R3132	Bolt , hex.hd, $\frac{1}{4}$ " BSF x 1.85" long	4	S11 or S2	C	9/348
3057	4R3132	Bolt , hex.hd, $\frac{1}{4}$ " BSF x 1.15" long	4	S11 or S2	C	9/349
	2R3453	Bracket , bearing	1	—	C	9/350
28M/768	A16Y/ES	Nut , slotted, $\frac{1}{4}$ " BSF	8	—	C	
28P/1007741	SP9/C8	Pin , split	8	—	C	
28W/9418920	SP10/E	Washer	8	—	C	
6539	2R3439	Bolt , hex.hd, 2 BA attachment of housing, for rudder and elevator torque tube, top				8	S11 or S2	C	9/352

**CONTROLS
FLYING**

Ref. No.	Part No.	Description				No. off	Matl. Spec.	Cl. of St.	Plate and Illust'n No.
		1	2	3	4			M.R.	
CONTROLS, FLYING, IN REAR PORTION (R3439) (Cont'd)									
	1R3556	COVER, CONTROL, GUARD BETWEEN FORMERS 31-33, GROUP				1			9/353
		Consisting of :—							
27FP/146	Dzus A4-25	Fastener	5	—	C	
27FP/309	Dzus GA4-250	Grommet	5	—	C	
	2R3556	Guard	1	DTD610		
		Wire, 10G, 3R3556	1	DTD327		
	1Z7180	COVER, CONTROL, GUARD BETWEEN FORMERS 31-34, GROUP				1			9/354
		Consisting of :—							
	5Z7180	Angle, attachment	1	—		
28D/8341	4Z7180	Angle	1	—		
	AS1248/1C	Bolt, mush.hd, 2 BA	4	—	C	
27FP/146	Dzus A4-25	Fastener	4	—	C	
27FP/309	Dzus GA4-250	Grommet	4	—	C	
28M/11957	2Z7180	Member, channel	2	DTD610		
	AGS2007/C/1	Nut, anchor, 2 BA	4	—	C	
	3Z7180	Plate, front	1	DTD610		
	6Z7180	Plate, end	1	DTD610		
	7Z7180	Plate, end	1	DTD610		
28Q/10432	AS2230/304	Rivets, csk.hd, $\frac{3}{32}$ " dia. x $\frac{1}{4}$ " long	8	—	C	
28Q/6638	AS2227/404	Rivets, snap hd, $\frac{1}{8}$ " dia x $\frac{1}{4}$ " long...	88	—	C	
28Q/6663	AS2227/303	Rivets, snap hd, $\frac{3}{32}$ " dia. x $\frac{3}{16}$ " long	11	—	C	
LOCKING, ELEVATOR AND OVER-RIDE STOP (R3480) (See Flying Control, Locking)									
4347	1R3438	ROD, CONTROL, RUDDER BETWEEN FORMERS 31-35, GROUP				1	—	A	8/355
		Consisting of :—							
28D/12549	A25/20E	Bolt, $\frac{1}{4}$ " BSF...	1	—	C	
28D/7775	A15Y/21E	Bolt, hex.hd, $\frac{1}{4}$ " BSF	3	—	C	8/356
786	7R3801	Bolt, special...	1	S1	C	
3077	8R3801	Bracket	1	L40	C	8/357
1896	8SS1979	Lead, bonding	1	—	C	8/340
28M/12930	A27/ES	Nut, slotted, $\frac{1}{4}$ " BSF	3	—		
28M/13123	A27/JS	Nut, slotted, $\frac{3}{8}$ " BSF	1	—		
28P/12462	SP9/C8	Pin, split	4	—	C	
3078	18R3213	PLATE, SUPPORT, GROUP				1	—	C	8/358
3079	19R3213	PLATE, SUPPORT, GROUP				1	—	C	8/359
28Q/9517	AGS2050/636/BS	Rivet, pop dome, $\frac{3}{16}$ " dia....	4	—	C	
28Q/9375	AGS2050/639/BS	Rivet, pop dome, $\frac{3}{16}$ " dia....	2	—	C	
	24SS3790	Rivet, pop dome, $\frac{3}{16}$ " dia....	6	—		
3080	4R3801	Rod, end fitting	1	L1 or L40	C	8/360

CONTROLS
FLYING

Ref. No.	Part No.	Description				No. off	Matl. Spec.	Cl. of	Plate and Illust'n No.
		1	2	3	4			St. M.R.	
		ROD, CONTROL, RUDDER BETWEEN FORMER 31-35, GROUP (1R3438) (Cont'd)							
3069	3R380	SOCKET, C/W BALLRACE, GROUP Consisting of :—				1	—	C	8/342
27S/144	C.A.3	Bearing, ball				1	—	B	
28N/12353	AGS2030/45 3aR3804	Circlip, internal type to suit 1$\frac{7}{16}$" bore				1	—	C	
		Socket				1	L40		
28W/12255	3R3438	Tube, 1$\frac{1}{2}$" o/d x 17G x 49" long				1	DTD464A		
28W/12352	SP13/J	Washer, $\frac{3}{8}$"				2	—	C	
	SP10/E	Washer, $\frac{1}{4}$"				3	—	C	
4350	1R3434	ROD, CONNECTING, RUDDER CONTROL ROD TO TORQUE TUBE, GROUP				1	—	A	8/361
1608	4R3799	EYEBOLT, GROUP Consisting of :—				1	—	A	8/362
27S/144	C.A.3	Bearing, ball				1	—	B	
28N/12353	AGS2030/45 4aR3799	Circlip, internal type to suit 1$\frac{7}{16}$" bore				1	—	C	
		Eyebolt				1	L40		
13149	5SS3850	Lead, bonding				1	—		
28L/13410	7SS1979	Lead, bonding				1	—	C	8/234
28Q/9517	A27/NT	Nut, slotted, $\frac{1}{2}$" BSF				1	—	C	
28Q/9375	AGS2050/636/BS	Rivet, pop dome, $\frac{3}{16}$" dia.				10	—	C	
	AGS2050/639/BS	Rivet, pop dome, $\frac{3}{16}$" dia.				2	—	C	
3069	3R3804	SOCKET, C/W BALLRACE, GROUP Consisting of :—				1	—	C	8/342
27S/144	C.A.3	Bearing, ball				1	—	B	
28N/12353	AGS2030/45 3aR3804	Circlip, internal type to suit 1$\frac{7}{16}$" bore				1	—	C	
		Socket				1	L40		
	3R3799	Tube, 1$\frac{1}{2}$" o/d x 17G x 34.11" long				1	DTD364A		
4352	2R3434	ROD, LINK, RUDDER, BETWEEN TORQUE TUBES, GROUP				1	—	A	8/363
1608	4R3799	EYEBOLT, GROUP Consisting of :—				1	—	C	8/362
27S/144	C.A.3	Bearing, ball				1	—	B	
28N/12353	AGS2030/45 4aR3799	Circlip, internal type to suit 1$\frac{7}{16}$" bore				1	—	C	
		Eyebolt				1	L40	C	
13149	5SS3850	Lead, bonding				1	—		
28L/13410	7SS1979	Lead, bonding				1	—	C	
28Q/9517	A27/NT	Nut, slotted, $\frac{1}{2}$" BSF				1	—	C	
28Q/9375	AGS2050/636/BS	Rivet, pop dome, $\frac{3}{16}$" dia.				10	—	C	
	AGS2050/639/BS	Rivet, pop dome, $\frac{3}{16}$" dia.				2	—	C	

SHACKLETON Mk. 2

CONTROLS
FLYING

Ref. No.	Part No.	Description				No. off	Matl. Spec.	Cl. of St.	Plate and Illust'n No.
		1	2	3	4			M.R.	
		ROD, LINK, RUDDER, BETWEEN TORQUE TUBES, GROUP (2R3434) (Cont'd)							
3069	3R3804	SOCKET, C/W BALLRACE, GROUP				1	—	C	8/342
		Consisting of:—							
2A/9500467	C.A.3	Bearing, ball				1	—	B	
28N/12353	AGS2030/45	Circlip, internal type to suit 1 ⁷ / ₁₆ " bore				1	—	C	
	3aR3804	Socket				1	L40		
	3R3799	Socket				1	L40		
	4R3434	Tube, 1½" o/d x 17G x 36-62" long ...				1	DTD364A		
4348	1R3435	ROD, CONTROL, ELEVATOR BETWEEN FORMER 31-35, GROUP				1	—	A	9/364
		Consisting of:—							
3070	6R3131	Bolt, hex.hd, ¼" BSF				2	S95 or S96	C	9/365
3071	9R3131	Bolt, hex.hd, ¼" BSF				1	S95 or S96	C	
	9R3435	Bolt, hex.hd, ⅜" BSF				1	S95 or S96		
3073	5R3131	Bracket				1	—	C	9/398
28M/1011467	A27/ES	Nut, slotted, ¼" BSF				3	—	C	
28M/1011476	A27/JS	Nut, slotted, ⅜" BSF				1	—	C	
	8R3435	Piece, distance				2	—		
28P/1007741	SP9/C8	Pin, split, ⅛" dia. x 1" long				4	—	C	
	5R3435	PLATE, SUPPORT, GROUP ...				1	—		
	6R3435	PLATE, SUPPORT, GROUP ...				1	—		
28Q/9374	AGS2050/630/BS	Rivet, pop dome, ⅜" dia...				12	—	C	
28Q/9517	AGS2050/636/BS	Rivet, pop dome, ⅜" dia...				5	—	C	
28Q/9375	AGS2050/639/BS	Rivet, pop dome, ⅜" dia...				7	—	C	
	7R3435	Rod, end fitting				1	L1 or L40		
	7R2218	SOCKET, C/W BALLRACE, GROUP				1	—		9/366
		Consisting of:—							
2A/9500464	C.A.2	Bearing, ball				1	—	B	
13406	7aR2218	Socket				1	L40	C	
13325	6R2218	Sleeve, jointing				1	—	C	9/238
	4R3435	Tube, 1.25" dia. x 17G x 23-35" long ...				2	DTD404A		
28W/9418920	SP10/E	Washer, ¼"				3	—	C	
28W/9419456	SP10/J	Washer, ⅜"				1	—	C	

CONTROLS

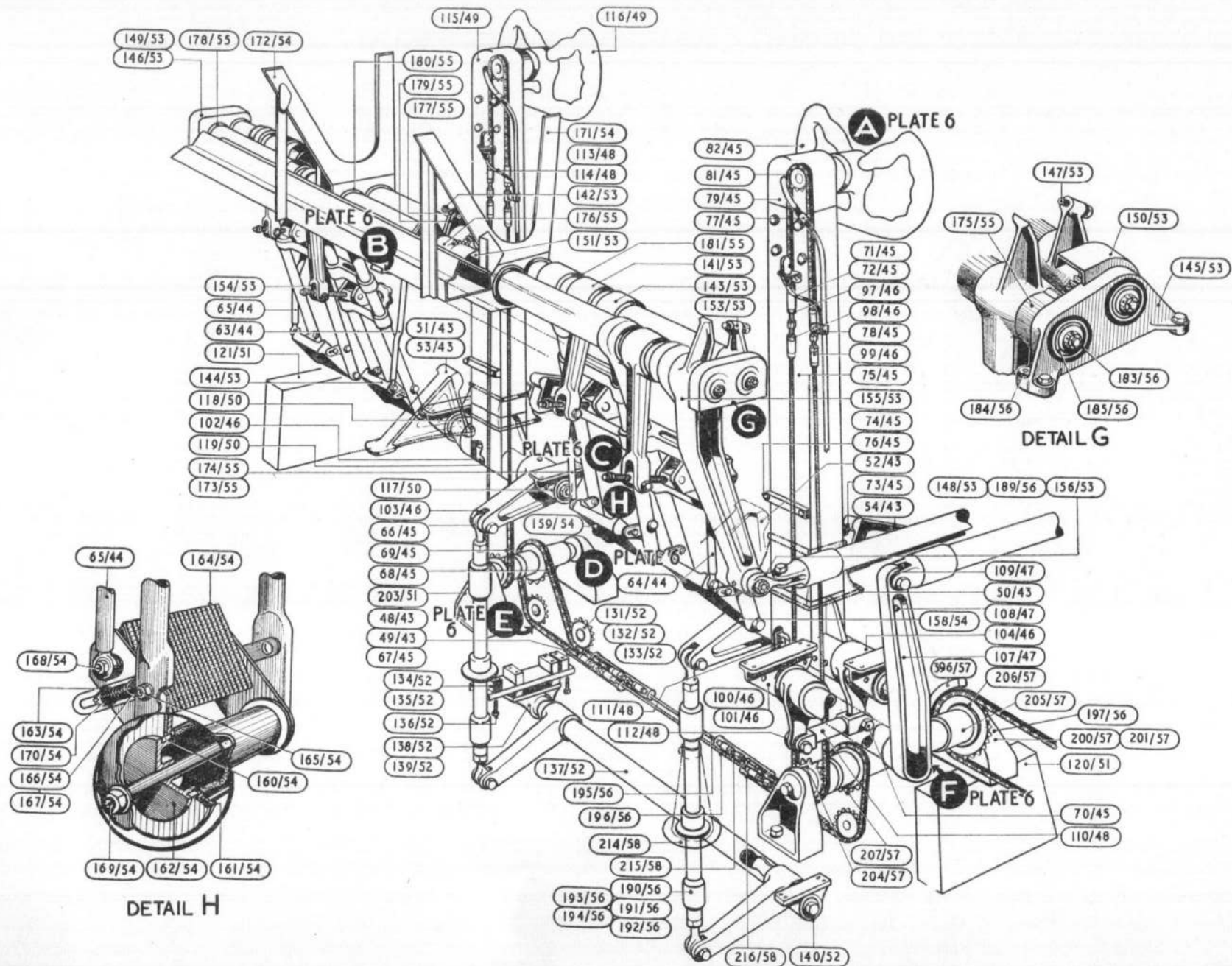
FLYING

Ref. No.	Part No.	Description				No. off	Matl. Spec.	Cl. of St.	Plate and Illust'n No.
		1	2	3	4			M.R.	
CONTROLS, FLYING, IN REAR PORTION (R3439) (Cont'd)									
4349	1R3436	ROD, CONNECTING, ELEVATOR CONTROL ROD TO TORQUE TUBE, GROUP					—	A	9/367
1608	4R3799	Spares for :— EYEBOLT, GROUP				1	—	C	9/362
2A/9500467	C.A.3	Consisting of :—							
28N/12353	AGS2030/45	Bearing, ball				1	—	B	
	4aR3799	Circlip, internal type to suit 1 7/16" bore				1	—	C	
		Eyebolt				1	L40		
13149	7SS1979	Lead, bonding				1	—	C	9/368
	7SS3850	Lead, bonding				1	—		9/369
28M/945261	A27/NT	Nut, 1/2" BSF (thin)				1	—	C	
28Q/9517	AGS2050/636/BS	Rivet, pop dome, 3/16" dia.				10	—	C	
28Q/9375	AGS2050/639/BS	Rivet, pop dome, 3/16" dia.				2	—	C	
3081	3R3123	SOCKET, C/W BALLRACE, GROUP				1	—	C	9/370
		Consisting of :—							
2A/9500467	C.A.3	Bearing, ball				1	—	B	
28N/12353	AGS2030/45	Circlip, internal type to suit 1 7/16" bore				1	—	C	
	3aR3123	Socket				1	L40		
	3R3799	Socket				1	—		9/371
	2R3436	Tube, 1 1/2" dia. x 17G x 27" long				1	DTD464A		
4351	1R3513	ROD, LINK ELEVATOR BETWEEN TORQUE TUBES, GROUP				1	—	A	9/372
		Consisting of :—							
1608	4R3799	EYEBOLT, GROUP				1	—	C	8/362
		Consisting of :—							
2A/9500467	C.A.3	Bearing, ball				1	—	B	
28N/12353	AGS2030/45	Circlip, internal type to suit 1 7/16" bore				1	—	C	
	4aR3799	Eyebolt				1	L40		
13919	9SS1979	Lead, bonding				1	—	C	
13261	6SS1979	Lead, bonding				1	—	C	
28M/9452621	A27/NT	Nut, 1/2" BSF (thin)				1	—	C	
28Q/9517	AGS2050/636/BS	Rivet, pop dome, 3/16" dia.				10	—	C	
28Q/9375	AGS2050/639/BS	Rivet, pop dome, 3/16" dia.				2	—	C	
3069	3R3804	SOCKET, C/W BALLRACE, GROUP				1	—	C	8/342
		Consisting of :—							
2A/9500467	C.A.3	Bearing, ball				1	—	B	
28N/12353	AGS2030/45	Circlip, internal type to suit 1 7/16" bore				1	—	C	
	3aR3804	Socket				1	L40		
	3R3799	Socket				1	L40		
	2R3513	Tube, 1 1/2" o/d x 17G x 77" long				1	DTD464A		
7816	4G2899	TUBE, TORQUE ASSEMBLY ELEVATOR BETWEEN FORMER 41-42, GROUP				1	—	B	9/373
		See Complementary Items FUSELAGE REAR PORTION							

**CONTROLS
FLYING**

Ref. No.	Part No.	Description				No. off	Matl. Spec.	Cl. of St.	Plate and Illust'n No.
		1	2	3	4			M.R.	
CONTROLS, FLYING, IN REAR PORTION (R3439) (Cont'd)									
4354	1R3431	TUBE, TORQUE, ELEVATOR BETWEEN FORMER 36-37, GROUP				1	—	A	9/374
Spares for :—									
27S/10 3083	B.A.L./1 5R3121	Bearing, ball				2	—	B	9/375
		Bolt, hex.hd, 3/8" BSF x 1.72" long, attachment of connecting rod to lever				2	S11 or S96	C	9/375
3084	14H928	Bolt, taper, attachment of lever				4	S1	C	9/376
3085	25H1016	Bolt, taper, attachment of lever				2	S1	C	9/377
28N/12613	AGS2030/89	Circlip, internal type to suit 2 1/4" bore ...				1	—	C	
	2R3431	Housing, bearing				1	DTD683		
3087	10R3792	Housing, bearing				1	DTD300A	C	9/378
3089	4R3802	LEVER, TOP, GROUP				1	—	C	9/379
3088	2R3227	LEVER, BOTTOM, GROUP				1	—	C	9/380
3090	2R3121	Tube, 3 1/2" o/d x 17G x 29 1/2" long				1	T45		
3091	3R3121	Washer, bearing				1	DTD364A	C	9/381
3092	9R2532	Washer, bearing				2	L1 or L40	C	9/382
	13R2528	Washer, bearing				1	L1 or L40	C	9/383
4353	1R3430	TUBE, TORQUE, RUDDER BETWEEN FORMERS 36-37, GROUP				1	—	A	8/384
Spares for :—									
27S/10 3083	B.A.L./1 5R3121	Bearing, ball				2	—	B	
		Bolt, hex.hd, 3/8" BSF, attachment of connecting rod to lever				2	S11 or S96	C	8/385
3084	14H928	Bolt, taper, attachment of lever				4	S1	C	8/386
3085	25H1016	Bolt, taper, attachment of lever				2	S1	C	8/387
28N/12613	AGS2030/89	Circlip, internal type to suit 2 1/4" bore ...				1	—	C	
	2R3430	Housing, bearing				1	DTD683		8/388
	3R3430	Housing, bearing				1	L122 or L124		8/389
3094	2R3248	LEVER, GROUP				2	—	C	8/390
3090	4R3430	Tube, 3 1/2" o/d x 17G x 27" long				1	T45		
3091	3R3121	Washer, bearing				1	DTD364A	C	8/391
	9R2532	Washer, bearing				2	L1 or L40	C	8/392

FLYING CONTROLS-COCKPIT (I)



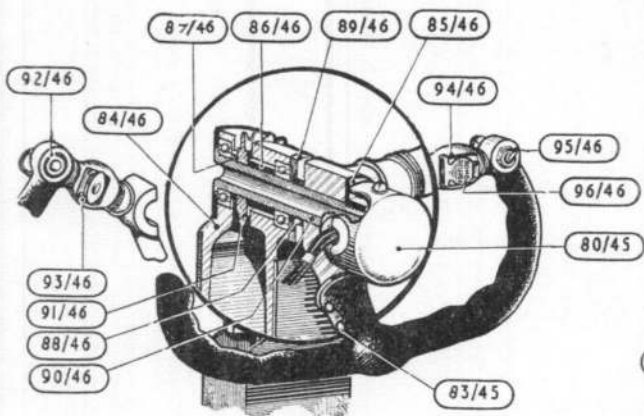
RESTRICTED

RESTRICTED

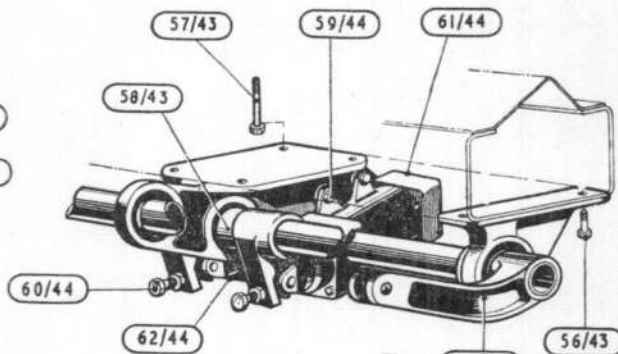
PLATE NO.5
ISSUE NO.1

МЕХАНИЗМ КОНТРОЛЯ ДВИЖЕНИЯ

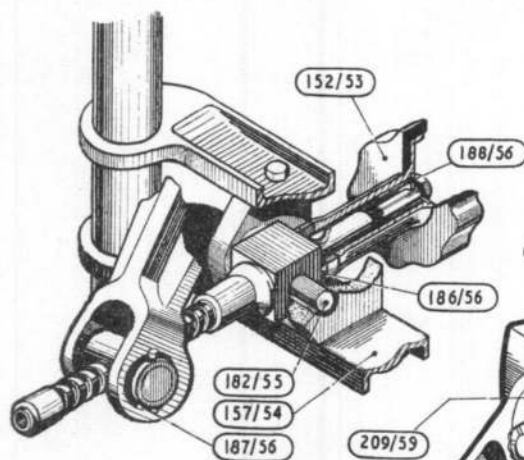




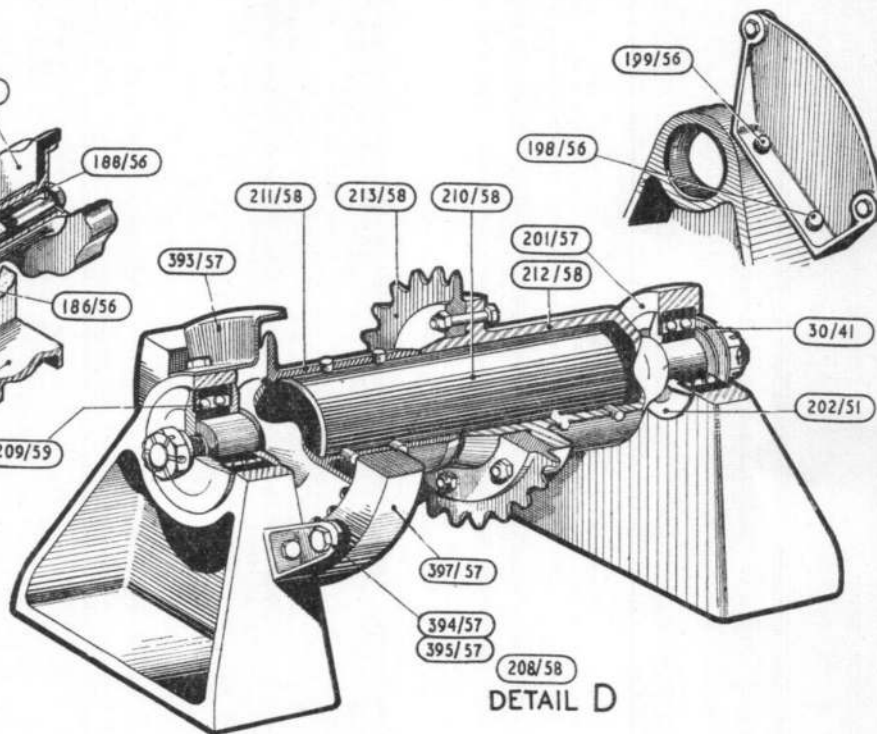
DETAIL A



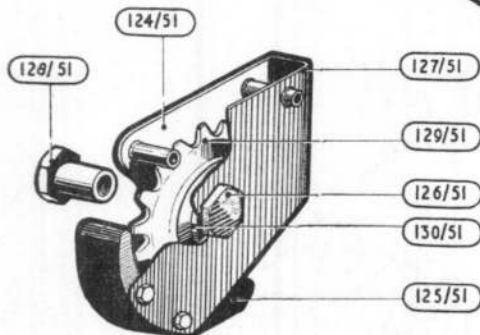
DETAIL B



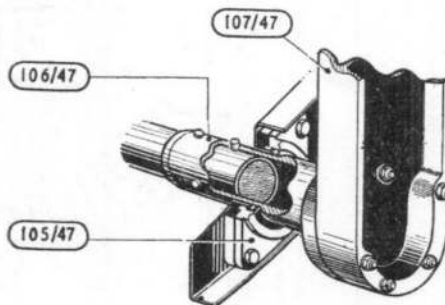
DETAIL C



DETAIL D




DETAIL E



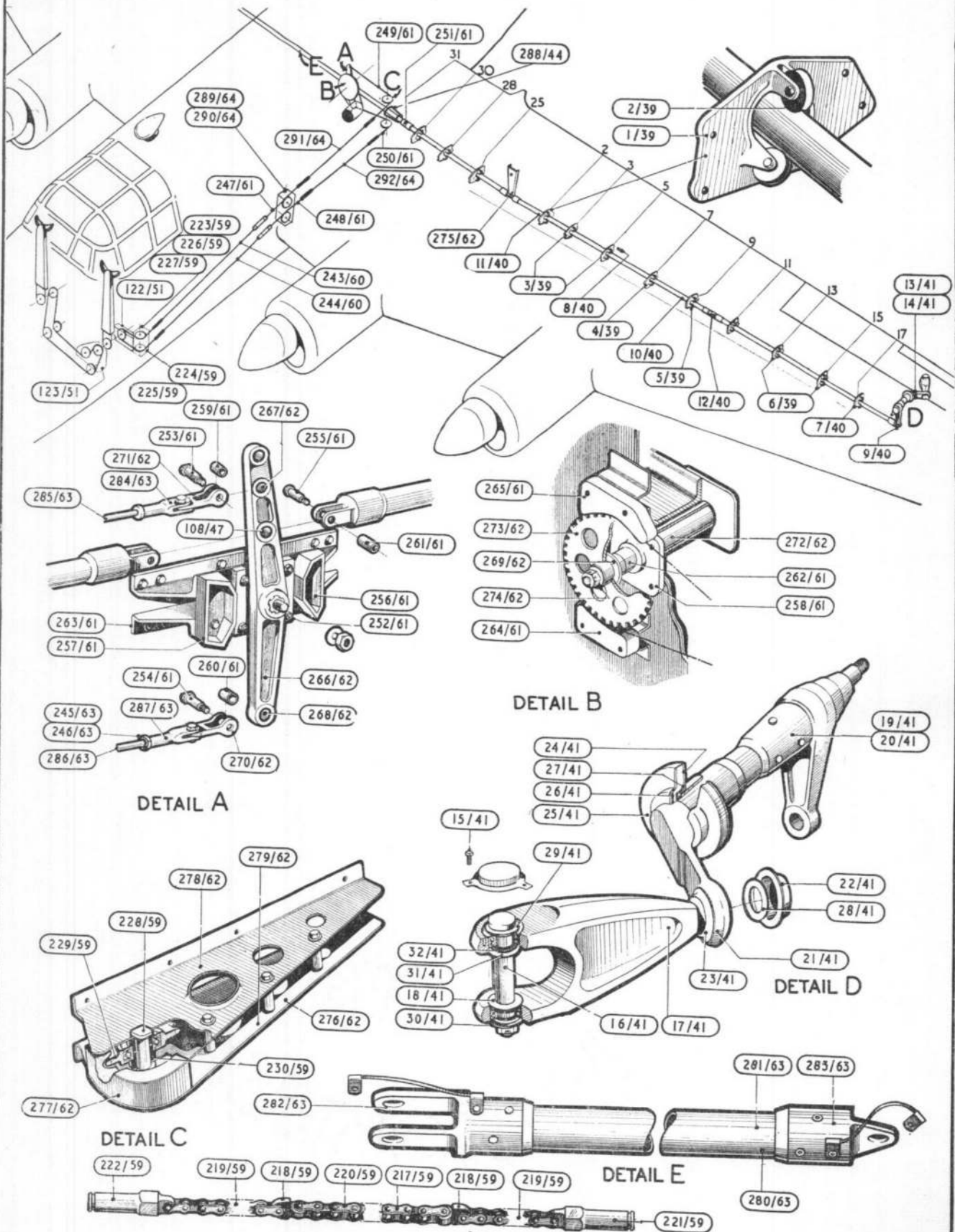
DETAIL F

FLYING CONTROLS-COCKPIT (2)

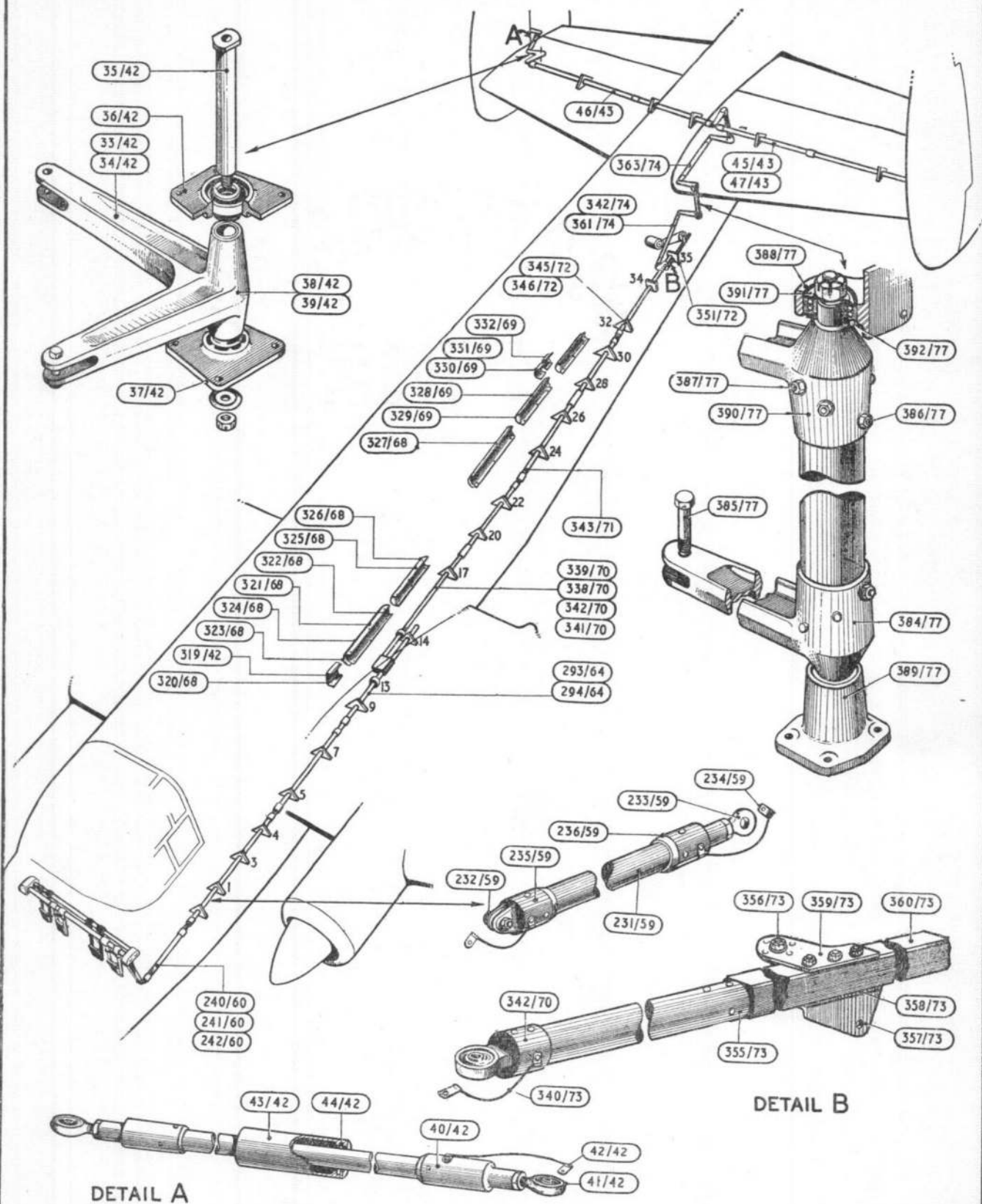
FIGURE 1



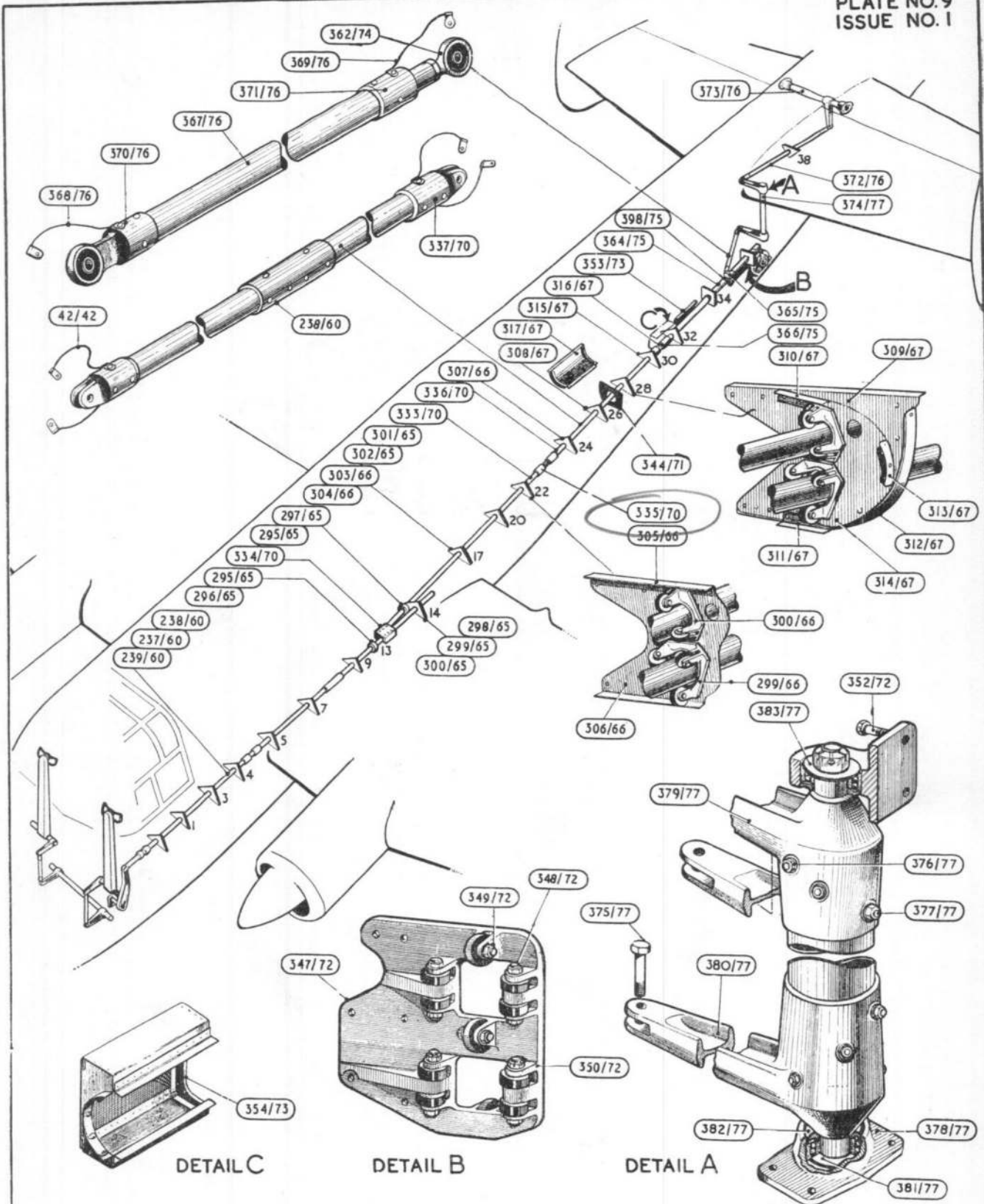
FLYING CONTROL COCKPIT (3)



FLYING CONTROLS—AILERON



FLYING CONTROLS-RUDDER



FLYING CONTROLS-ELEVATOR


RESTRICTED

FORM NO. 1
123456789

FLYING CONTROL SYSTEM

RESTRICTED

PAGES 79 to 90 NOT ISSUED.



SHACKLETON Mk. 2

CONTROLS
FLYING (LOCKING)

Ref. No.	Part No.	Description				No. off	Matl. Spec.	Cl. of St.	Plate and Illust'n No.
		1	2	3	4			M.R.	
		CONTROLS, LOCKING, AILERON ELEVATOR & RUDDER (R3456)							
		Spares for :—							
		CONTROL LOCKING AILERON AT FUSELAGE CENTRE PORTION REAR SPAR (R3470)							
		Spares for :—							
		BRACKET, MOUNTING AILERON LOCK (R3463)							
		Spares for :—							
	2R3463	BRACKET, MOUNTING, GROUP				1	—		
5393	3R3463	BRACKET, END, R.H. GROUP ...				1	—	C	
	4R3463	BRACKET, END, L.H. GROUP ...				1	—		
4355	12R3463	Clip, spring, for locking pin ...				1	DTD189	C	10/1
4497	1R3468	LEVER, OPERATING, GROUP (Pre Mod. 425)				1	—	C	10/2
		Spares for :—							
	2R3468	BRACKET, BEARING, GROUP ...				1	—		
		Spares for :—							
	FCT.11	Bush, $\frac{1}{4}$" long ...				2	Oilite		
4690	3R3468	LEVER, GROUP ...				1	—	C	
		Spares for :—							
	13R3468	Spool ...				1	DTD364		
4691	6R3468	LEVER, GROUP ...				1	—	C	
		Spares for :—							
	14R3468	Spool ...				1	DTD364		
	12R3468	Spindle, $\frac{3}{8}$ o/d x 17G x 3.13" ...				1	T35		
4849	1R3642	LEVER, OPERATING, GROUP (Mod. 425)				1	—	B	10/2
		Consisting of :—							
	2R3642	Bracket ...				1	—		10/76
4850	3R3642	Lever ...				1	DTD363	C	10/77
4851	4R3642	Lever ...				1	DTD363	C	10/78
28P/15060	SP28/L10	Pin, taper, $\frac{3}{16}$" dia. ...				2	—	C	
	5R3642	Tube, $\frac{5}{8}$" o/d x 17G x 2.64" long. ...				1	T45	C	
4498	5R3463	PLATE, FRONT, GROUP ...				1	—	C	10/3
		Spares for :—							
	201SS6001	Label, "Align Arrows before inserting Locking Pin"				1	L72		
5374	13R3463	Slider ...				1	L72	C	
4494	1R3476	LEVER, OPERATING L.H. GROUP				1	—	C	10/4
		Spares for :—							
	3R3476	LEVER, GROUP ...				1	—		
		Spares for :—							
	4R3476	SPOOL, GROUP ...				1	—		
		Consisting of :—							
	FTC/73	Bush, $\frac{5}{16}$" long ...				2	Oilite		
	4aR3476	Spool ...				1	DTD364		
	5R3476	Lever ...				1	L72		
	6R3476	Lever ...				1	L72		

CONTROLS
FLYING (LOCKING)

Ref. No.	Part No.	Description				No. off	Matl. Spec.	Cl. of St.	Plate and Illust'n No.
		1	2	3	4			M.R.	
		CONTROL LOCKING AILERON AT FUSELAGE CENTRE PORTION REAR SPAR (R3470) (Cont'd)							
4495	3R3472					1	—	C	10/5
4496	4R3472					1	—	C	10/6
		ROD, CONTROL, VERTICAL, GROUP							
		ROD, CONTROL, HORIZONTAL GROUP							
		Consisting of :—							
28R/13504	Ransome & Marles C.M.3/16B					2	—	A	
	2SS4146					1	—		
2055	48.O.4200					1	B13	C	10/7
	2R3403					1	S1 or S21		10/8
	6R3472					1	S1 or S21		10/9
28Q/6669	AS2227/410					1	—	C	
28Q/6670	AS2227/412					4	—	C	
	3aR3472					1	DTD464		
	4aR3472					1	DTD464		
		CONTROL, LOCKING, ELEVATOR							
		Spares for :—							
		LOCKING ELEVATOR & OVERRIDE STOP AT TAILPLANE REAR SPAR (R3480)							
		Spares for :							
7820	1R3473					1	—	B	10/10
		Spares for :—							
6206	9R3256					2	DTD363A	C	10/11
	5R3473					1	DTD364A		
4355	12R3463					1	DTD189	C	10/1
	10R3473					1	—		
4356	12R3473					1	S84	C	10/12
3067	2R3221					2	DTD364A	C	10/13
1605	3R3221					2	Rubber	C	10/14
		LOCKING, ELEVATOR IN REAR FUSELAGE PORTION (R3475)							
		Spares for :—							
4244	1R3404					1	—	C	10/15
		Consisting of :—							
	2R3404					1	S1		
	Ransome & Marles C.M.3/16B					2	—	A	
28R/13504	48.O.4200					1	B13	C	10/7
2055	AS2227/310					1	—	C	
28Q/6693						1	—	C	
998	45.O.4200					4	S2 or S11	C	10/16
		Bolt, hex.hd, 2 BA x 1" long attachment of control rods to levers							

CONTROLS
FLYING (LOCKING)

Ref. No.	Part No.	Description				No. off	Matl. Spec.	Cl. of St.	Plate and Illust'n No.
		1	2	3	4			M.R.	
		LOCKING, ELEVATOR IN FUSELAGE REAR PORTION (R3475) (Cont'd)							
	5.R.3472	ROD, CONTROL, FROM LEVER AT FORMER 38 TO LEVER ON CROSS-SHAFT, GROUP				1	—		10/17
		Consisting of :—							
28R/13504	Ransome & Marles C.M.3/16B	Bearing, end				1	—	A	
2055	2SS4146	Lead, bonding				1	—		10/18
	48.O.4200	Nut, lock, $\frac{3}{8}$" BSF RH				1	B.13	C	10/17
	2R3403	Plug, screwed				1	S1 or S21		10/8
	6R3472	Plug, screwed				1	S1 or S21		10/9
28Q/6669	AS2227/410	Rivet, snap hd. $\frac{1}{8}$" dia. x $\frac{5}{8}$" long				1	—	C	
28Q/6670	AS2227/412	Rivet, snap hd. $\frac{1}{8}$" dia. x $\frac{3}{4}$" long				4	—	C	
	5aR3472	Tube, $\frac{5}{8}$" o/d x 38.3" long x 20G				1	DTD464A		
	1R3471	SHAFT-CROSS, AT FORMER 41, GROUP				1	—		10/19
		Consisting of :—							
	FBS.54	Bearing, flanged $\frac{3}{8}$" long				4	Oilite		10/20
	7R3471	Bracket, RH, starboard				1	DTD610		
	8R3471	Bracket, LH starboard				1	DTD610		
	9R3471	Bracket, RH port				1	DTD610		
	10R3471	Bracket, LH port				1	DTD610		
	5R3471	LEVER, PORT, GROUP				1	—		10/21
	6R3471	LEVER, STARBOARD, GROUP				1	—		10/22
28P/1295	AGS167/34	Pin, taper $\frac{5}{32}$" dia. x $1\frac{1}{4}$" long				2	—	C	
28P/1293	AGS167/14	Pin, taper $\frac{3}{16}$" dia. x $1\frac{1}{4}$" long... ..				4	—	C	
28Q/6639	AS2227/405	Rivet, snap hd, $\frac{1}{8}$" dia. x $\frac{5}{16}$" long				24	—	C	
	3R3471	Shaft, bearing				2	S1		10/23
	4R3471	Spool, for bracket				2	DTD364		10/24
	11R3471	Tube, 1" o/d x 16" x 20G				1	DTD464A		
		CONTROL LOCKING RUDDER IN FRONT CENTRE PORTION (R3330) ...							
		Spares for :—							
998	45.O.4200	Bolt, hex.hd, 2 BA x 1" long (attachment of control roads to levers)				3	S2 or S11	C	10/16
2181	44.O.4200	Bolt, hex.hd, 2" BA x .9" long attachment of control rod to lever below floor at former "D"				1	S2 or S11	C	10/25
4253	1R3334	BRACKET, GUIDE FOR CONTROL RODS, GROUP				3	—	A	10/26
		Spares for :—							
4255	4R3334	Bracket				1	S3		
	3R3334	Roller, guide				2	F547/1	C	10/27

CONTROLS
FLYING (LOCKING)

Ref. No.	Part No.	Description				No. off	Matl. Spec.	Cl. of St.	Plate and Illust'n No.
		1	2	3	4			M.R.	
		CONTROL LOCKING RUDDER IN FRONT CENTRE PORTION (R3330) (Cont'd)							
4254	1R3335	BRACKET, GUIDE FOR CONTROL RODS, GROUP				2	—	A	10/28
	4R3335	Spares for :— BRACKET, MOUNTING, GROUP				1	—		
4255	3R3334	Roller, guide				2	F547/1	C	10/27
		HANDLE, LOCKING, RUDDER ON ENGINE CONTROL BOX, PORT (35.O.3531) Spares for :—							
	41.O.3531	COVER, LEVER, L.H. GROUP ...				1	—		10/29
	16.O.3531	HANDLE, RUDDER LOCK, GROUP				1	—		10/30
	40.O.3531	Lever, handle L.H.				1	DTD610		
	13.O.3531	Lever, operating at handle				1	DTD364		
	38.O.3531	Lever, side for control rods				2	DTD610		
	36.O.3531	LEVER, HANDLE R.H. GROUP ...				1	—		
	45.O.3531	Link, lever L.H.				1	DTD610		
	44.O.3531	PAWL, LOCKING, GROUP				1	—		
	14.O.3531	Screw, csk.hd, 2 BA attachment of lever at handle				1	S96		
	39.O.3531	Spigot, side levers				1	DTD364		
	47.O.3531	Spring, lever L.H.				1	—		
4782	1R3490	LEVER, ON CONTROL BOX AT PILOT'S FLOOR, GROUP				1	—	C	10/31
	4R3490	Spares for :— LEVER, GROUP				2	—		
	4bR3490	Consisting of :— Lever				2	DTD610		
	AS2230/411	Rivet, csk.hd, $\frac{1}{8}$ " dia. x $\frac{11}{16}$ " long				12	—		
	4aR3490	Spool				2	DTD364		
4689	3R3490	RING, MOUNTING LEVER, GROUP				1	—	C	
	F.C.T./80	Consisting of :— Bush, flanged $\frac{11}{16}$ " o/d x $\frac{9}{16}$ " i/d x $\frac{3}{8}$ "				2	Oilite		
	3aR3490	Ring, mounting				1	DTD364		

CONTROLS
FLYING (LOCKING)

Ref. No.	Part No.	Description				No. off	Matl. Spec.	Cl. of St.	Plate and Illust'n No.
		1	2	3	4			M.R.	
CONTROL LOCKING RUDDER IN FRONT CENTRE PORTION (R3330) (Cont'd)									
4234	1R3409	LEVER, AT FORMER "D"				1	—	C	10/32
		Spares for :—							
	2R3409	Bracket				1	L72		
	3R3409	Bracket				1	L72		
	1R3410	LEVER, GROUP				1	—		
		Consisting of :—							
8805	FCT/11	Bush , flanged $\frac{7}{16}$ " long				2	Oilite	C	
	2R3410	Lever				2	L72		
28Q/10853	AS2228/412	Rivet , mush.hd, $\frac{1}{8}$ " dia. x $\frac{3}{4}$ " long				4	—	C	
	3R3410	Spool				1	DTD364		
4232	1R3421	LEVER & LOCKING BOLT AT FORMER "E" GROUP				1	—	C	10/33
		Spares for :—							
4233	2R3421	Bolt , locking				1	S85 or S96	C	10/34
4769	3R3421	Guide , bolt				1	DTD363	C	10/80
	1R3422	LEVER, GROUP				1	—		10/81
		Consisting of :—							
8805	FCT/11	Bush , $\frac{5}{16}$ " long				2	Oilite	C	
	2R3422	Lever				1	L72		
5072	3R3422	Lever				1	L72	C	
	4R3422	Lever				1	L72		
	AS2230/413	Rivet , csk.hd, $\frac{1}{8}$ " dia. x $\frac{3}{16}$ " long				4	—	C	
	5R3421	Plate , base				1	L72		10/82
4770	8R3244	Roller				1	S96	C	10/83
	4R3421	Shaft , bearing				1	DTD363		10/84
	6R3421	Washer				1	S1		10/85
2055	48.O.4200	Nut , locking $\frac{3}{8}$ " BSF RH				1	—	C	10/7
2056	49.O.4200	Nut , locking $\frac{3}{8}$ " BSF LH				1	—	C	10/35
	5R3403	ROD, CONTROL, ON ENGINE CONTROL BOX, GROUP				1	—		10/36
		Consisting of :—							
28R/13504	Ransome & Marles	Bearing , end				2	—	A	
	C.M.3/16B								
2055	48.O.4200	Nut , lock, RH $\frac{3}{8}$ " BSF				1	B13	C	10/7
2056	49.O.4200	Nut , lock, LH $\frac{3}{8}$ " BSF				1	B13	C	10/35
	2R3403	Plug , screwed				1	S1		
28Q/6693	AS2227/310	Rivet , snap hd. $\frac{3}{32}$ " dia. x $\frac{5}{8}$ " long				1	—	C	
28Q/6670	AS2227/412	Rivet , snap hd. $\frac{1}{8}$ " dia. x $\frac{3}{4}$ " long				4	—	C	
999	46.O.4200	Screw , adjusting				1	S1	C	10/37
	14R3403	Socket , LH				1	S1		
	5aR3403	Tube , $\frac{5}{8}$ " o/d x 8.53" long x 20G				1	DTD464		

CONTROLS
FLYING (LOCKING)

Ref. No.	Part No.	Description				No. off	Matl. Spec.	Cl. of St.	Plate and Illust'n No.
		1	2	3	4			M.R.	
		CONTROL, LOCKING RUDDER, IN FRONT CENTRE PORTION (R3330) (Cont'd)							
4227	6R3403	ROD, CONTROL, ENGINE CONTROL, BOX, TO LEVER AT FORMER "D" GROUP Consisting of :—				1	—	C	10/38
	Ransome & Marles								
28R/13504	CM3/16B	Bearing, end				2	—	A	
2055	48.O.4200	Nut-lock, RH $\frac{3}{8}$ " BSF				1	B13	C	10/7
2056	49.O.4200	Nut-lock, LH $\frac{3}{8}$ " BSF				1	B13	C	10/35
	2R3403	Plug, screwed				1	S1		
28Q/6693	AS2227/310	Rivet, snap hd. $\frac{3}{32}$ " dia. x $\frac{5}{8}$ " long				1	—	C	
28Q/6670	AS2227/412	Rivet, snap hd. $\frac{1}{8}$ " dia. x $\frac{3}{4}$ " long				4	—	C	
999	46.O.4200	Screw, adjusting				1	S1	C	10/37
	14R3403	Socket, LH				1	S1		
	6bR3403	Tube, $\frac{5}{8}$" o/d x 20G x 22" long				1	DTD464		
4228	7R3403	ROD, CONTROL, FORMER "E" TO ENGINE CONTROL BOX, GROUP Consisting of :—				1	—	C	10/39
	Ransome & Marles								
28R/13504	CM.3/16B	Bearing, end				2	—	A	
2055	48.O.4200	Nut, lock, RH $\frac{3}{8}$ " BSF				1	B13	C	10/7
2056	49.O.4200	Nut, lock, LH $\frac{3}{8}$ " BSF				1	B13	C	10/35
	2R3403	Plug, screwed				1	S1		
28Q/6693	AS2227/310	Rivet, snap hd. $\frac{3}{32}$ " dia. x $\frac{5}{8}$ " long				1	—	C	
28Q/6670	AS2227/412	Rivet, snap hd. $\frac{1}{8}$ " dia. x $\frac{3}{4}$ " long				4	—	C	
999	46.O.4200	Screw, adjusting				1	S1	C	10/37
	14R3403	Socket, LH				1	S1		
	7aR3403	Tube, $\frac{5}{8}$" o/d x 20G x 10.4" long				1	DTD464		
4229	8R3403	ROD, CONTROL, BELOW FLOOR, BETWEEN FORMERS "D & C" GROUP Consisting of :—				1	—	C	10/40
	Ransome & Marles								
28R/13504	CM.3/16B	Bearing, end				2	—	A	
2055	48.O.4200	Nut, lock, RH $\frac{3}{8}$ " BSF				1	B13	C	10/7
2056	49.O.4200	Nut, lock, LH $\frac{3}{8}$ " BSF				1	B13	C	10/35
	2.R.3403	Plug, screwed				1	S1		
28Q/6693	AS2227/310	Rivet, snap hd. $\frac{3}{32}$ " dia. x $\frac{5}{8}$ " long				1	—	C	
28Q/6670	AS2227/412	Rivet, snap hd. $\frac{1}{8}$ " dia. x $\frac{3}{4}$ " long				4	—	C	
999	46.O.4200	Screw, adjusting				1	S1	C	10/37
	14R3403	Socket, LH				1	S1		
	8aR3403	Tube, $\frac{5}{8}$" o/d x 20G x 3-2" long				1	DTD464		
4230	1R3345	ROD, CONTROL, BELOW FLOOR BETWEEN FORMERS "C & 2/3" GROUP Consisting of :—				1	—	C	10/41
	3.O.3281	Fork, end fitting				1	S1		
28Q/10682	AS2230/412	Rivet, csk.hd. $\frac{1}{8}$ " dia. x $\frac{3}{4}$ " long				4	—	C	
	4.O.3281	Socket, RH				1	S1		
	1aR3345	Tube, $\frac{5}{8}$" o/d x 20G x 6' 1$\frac{3}{4}$" long				1	DTD464		

**CONTROLS
FLYING (LOCKING)**

Ref. No.	Part No.	Description				No. off	Matl. Spec.	Cl. of St.	Plate and Illust'n No.
		1	2	3	4			M.R.	
		CONTROL, LOCKING RUDDER, IN FRONT CENTRE PORTION (R3330) (Cont'd)							
4231	4R3340	ROD, CONTROL, BELOW FLOOR BETWEEN FORMERS 3 & 6, GROUP				1	—	C	10/42
	2R3340	Consisting of :— PLUG, EYE END, GROUP				1	—		10/43
	3SS4084	Spares for :— Bush				1	S95 or S96		
20Q/12338	AS2229/413	Rivet, sck.hd, 1/8" dia x 1 1/8" long				4	—	C	
	14R3403	Socket, LH				1	S1		
	4bR3340	Tube, 5/8" o/d x 20G x 5' 2" long				1	DTD464		
	2R2330	Support, for control rod at former " 6 "				1	DTD610		
		CONTROL, LOCKING, RUDDER IN CENTRE PORTION (R3331) Spares for :—							
4253	1R3334	BRACKET, GUIDE FOR CONTROL RODS, GROUP				3	—	A	10/26
	4R3334	Spares for :— Bracket				1	S3		
4255	3R3334	Roller, guide				2	F547/1	C	10/27
4254	1R3335	BRACKET, GUIDE FOR CONTROL RODS, GROUP				2	—	A	10/28
	4R3335	Spares for :— BRACKET, MOUNTING, GROUP				1	—		
4255	3R3334	Roller, guide				2	F547/1	C	10/27
2055	48.O.4200	Nut-lock, RH 3/8" BSF				1	B13	C	10/7
2056	49.O.4200	Nut-lock, LH 3/8" BSF				1	B13	C	10/35
4235	1R3339	ROD, CONTROL, BELOW FLOOR BETWEEN FORMERS 8 & 9, GROUP				1	—	C	10/44
	2R3339	Consisting of :— FORK, END, GROUP				1	—		10/45
	1SS4084	Spares for :— Bush				2	S95 or S96		
28Q/12338	AS2229/413	Rivet, csk.hd				4	—	C	
	4.O.3281	Socket, RH				1	S1		
	3.R.3339	Tube, 5/8" o/d x 20G x 3' 1 1/4" long				1	DTD464		
4236	1R3340	ROD, CONTROL, BELOW FLOOR BETWEEN FORMERS 9 & 12, GROUP				1	—	C	10/46
	2R3340	Consisting of :— PLUG, EYE END, GROUP				1	—		10/43
	3SS4084	Spares for :— Bush					S95 or S96		
28Q/12338	AS2229/413	Rivet, csk.hd, 1/8" dia. x 1 1/8" long				4	—	C	
	14R3403	Socket, LH				1	S1		
	3.R.3340	Tube, 5/8" o/d x 20G x 4' 2 1/2" long				1	DTD464		
999	46.O.4200	Screw, adjusting control rods				1	S1	C	10/37

CONTROLS
FLYING (LOCKING)

Ref. No.	Part No.	Description				No. off	Matl. Spec.	Cl. of St.	Plate and Illust'n No.
		1	2	3	4			M.R.	
		CONTROL, LOCKING, RUDDER IN REAR CENTRE PORTION (R3332)							
4244	1R3404	Spares for :— ADJUSTER, FOR CONTROL ROD, BELOW FLOOR, AT FORMER 18, GROUP				1	—	C	10/15
		Consisting of :—							
28R/13504 2055 28Q/6693	Ransome & Marles CM.3/16 B 48.O.4200 AS2227/310 2R3404	Bearing, end	2	—	A	10/7
		Nut-lock, RH $\frac{3}{8}$ " BSF	1	B13	C	
		Rivet, snap hd. $\frac{3}{32}$ " dia. x $\frac{5}{8}$ " long	1	—	C	
		Screw, adjusting	1	S1		
4253	1R3334	BRACKET, GUIDE, FOR CONTROL RODS, GROUP				8	—	A	10/26
		Consisting of :—							
4255	4R3334 3R3334	Bracket	1	S3		10/27
		Roller, guide	2	F547/1	C	
4254	1R3335	BRACKET, GUIDE FOR CONTROL RODS, GROUP				2	—	A	10/28
		Consisting of :—							
	4R3335	BRACKET, MOUNTING, GROUP...				1	—		
4255	3R3334	Roller, guide	2	F547/1	C	10/29
	2R3332	BRACKET, ROLLER, AT FORMER 13 & 20, GROUP				2	—		
	3R3332	Bracket channel at former 20	1	DTD610		
	4R3332	Bracket, at former 12	2	DTD610		
	5R3332	Bracket, at former 13	2	DTD610		
	2SS4148	Lead, bonding	3	—		
	3SS4148	Lead, bonding	1	—		
	2SS4146	Lead, bonding	1	—		
	3SS4146	Lead, bonding	3	—		
4245	1R3344	LEVER, BELOW FLOOR, AT FORMER 12, GROUP				1	—	C	10/47
		Spares for :—							
	1R3341	LEVER, GROUP				1	—		
		Spares for :—							
	FCT/73	Bush, flanged $\frac{1}{2}$ " i/d x $\frac{5}{8}$ " o/d x $\frac{3}{8}$ "	2	Oilite		
	2R3341	Spool	1	DTD364		
4246	1R3342	LEVER, BELOW FLOOR, AT FORMER 18, GROUP				1	—	C	10/48
		Spares for :—							
	4R3342	Bracket, angle	1	DTD610		
	5R3342	Bracket, angle	1	DTD610		
	3R3342	LEVER, GROUP				1	—		
		Spares for :—							
	FCT/73	Bush, flanged $\frac{1}{2}$ " i/d x $\frac{5}{8}$ " o/d x $\frac{1}{2}$ "	2	—		
	3bR3342	Spool	1	DTD364		

SHACKLETON Mk 2

**CONTROLS
FLYING (LOCKING)**

Ref. No.	Part No.	Description				No. off	Matl. Spec.	Cl. of St.	Plate and Illust'n No.
		1	2	3	4			M.R.	
CONTROL, LOCKING, RUDDER IN REAR CENTRE PORTION (R332) (Cont'd)									
4247	1R3343	LEVER, AT FORMER 21, GROUP ...				1	—	C	10/49
	2R3343	Spares for :— BRACKET, MOUNTING LEVER, GROUP				1	—		
	4R3343	LEVER, GROUP				1	—		
	FCT/73	Spares for :—							
	4bR3343	Bush, flanged 1/2" i/d x 5/8" o/d x 5/16" ...				2	Oilite		
		Spool				1	DTD364		
	3R3343	Pedestal				1	S1		
2055	48.O.4200	Nut, locking RH 3/8" BSF				1	B13	C	10/7
2056	49.O.4200	Nut, locking LH 3/8" BSF				1	B13	C	10/35
4237	1R3347	ROD, CONTROL, BELOW FLOOR, BETWEEN FORMERS 12 & 16A GROUP				1	—	C	10/50
		Consisting of :—							
	2R3347	FORK, END, GROUP				1	—		
		Spares for :							
	1SS4084	Bush				2	S95 or S96		
	3.O.3281	Fork, end fitting				1	S1		
28Q/10682	AS2230/412	Rivet, csk.hd, 1/8" dia. x 3/4" long				4	—	C	
	4R3347	Tube, 5/8" o/d x 20G x 5'-1" long				1	DTD464		
4238	3R3403	ROD, CONTROL, BELOW FLOOR, BETWEEN FORMERS 16A & 18, GROUP				1	—	C	10/51
		Consisting of :—							
	Ransome & Marles								
28R/13504	CM.3/16 B	Bearing, end				2	—	A	
2055	48.O.4200	Nut-lock, RH 3/8" BSF				1	B13	C	10/7
2056	49.O.4200	Nut, lock, LH 3/8" BSF				1	B13	C	10/35
	2R3403	Plug, screwed				1	S1		
28Q/6693	AS2227/310	Rivet, snap hd. 3/32" dia. x 5/8" long				1	—	C	
28Q/6670	AS2227/412	Rivet, snap hd. 1/8" dia. x 3/4" long				4	—	C	
999	46.O.4200	Screw, adjusting				1	S1	C	10/37
	14R3403	Socket, LH				1	S1		
	3aR3403	Tube, 5/8" o/d x 20G x 16.4" long				1	DTD464		
4239	1R3346	ROD, CONTROL, FROM LEVER BELOW FLOOR, AT FORMER 18 TO JOINT AT FORMER 20				1	—	C	10/52
		Consisting of :—							
	3.O.3281	Fork, end fitting				2	S1		
28Q/10682	AS2230/412	Rivet, csk.hd, 1/8" dia. x 3/4" long				4	—	C	
	1aR3346	Tube, 5/8" o/d x 20G x 3'-1" long				1	DTD464		

CONTROLS
FLYING (LOCKING)

Ref. No.	Part No.	Description				No. off	Matl. Spec.	Cl. of St.	Plate and Illust'n No.
		1	2	3	4			M.R.	
		CONTROL, LOCKING, RUDDER IN REAR CENTRE PORTION (R3332) (Cont'd)							
4240	4R3403	ROD, CONTROL, TO LEVER, OF FORMER 21, GROUP				2	—	C	10/53
		Consisting of :—							
	Ransome & Marles								
28R/13504	CM.3/16B	Bearing, end				2	—	A	
2055	48.O.4200	Nut, lock RH $\frac{3}{8}$ " BSF				1	B13	C	10/7
2056	49.O.4200	Nut, lock LH $\frac{3}{8}$ " BSF				1	B13	C	10/35
	2.R.3403	Plug, screwed				1	S1		
28Q/6693	AS2227/310	Rivet, snap hd. $\frac{3}{32}$ " dia. x $\frac{3}{8}$ " long				1	—	C	
28Q/6670	AS2227/412	Rivet, snap hd. $\frac{1}{8}$ " dia. x $\frac{3}{4}$ " long				4	—	C	
999	46.O.4200	Screw, adjusting				1	S1	C	10/37
	14R3403	Socket, LH				1	S1		
	4aR3403	Tube, $\frac{5}{8}$" o/d x 20G x 4.9" long				1	DTD464		
4241	1R3348	ROD, CONTROL, BETWEEN FORMERS 21/22 to 23/24, GROUP ...				1	—	C	10/54
		Consisting of :—							
	3.O.3281	Fork, end fitting				1	S1		
	2R3340	PLUG, EYE END, GROUP				1	—		10/43
		Spares for :—							
	3SS4084	Bush				1	—		
28Q/6670	AS2227/412	Rivet, snap hd. $\frac{1}{8}$ " dia. x $\frac{3}{4}$ " long				2	—	C	
28Q/10682	AS2230/412	Rivet, csk.hd. $\frac{1}{8}$ " dia. x $\frac{3}{4}$ " long				2	—	C	
	1bR3348	Tube, $\frac{5}{8}$" o/d x 20G x 3'-4" long				1	DTD464		
4242	1R3349	ROD, CONTROL, BETWEEN FORMERS 23/24 to 27, GROUP				1	—	C	10/55
		Consisting of :—							
	2R3339	FORK, END, GROUP				1	—		10/45
		Spares for :—							
	1SS4084	Bush				2	S95 or S96		
28Q/10682	AS2230/412	Rivet, csk.hd. $\frac{1}{8}$ " dia. x $\frac{3}{4}$ " long				4	—	C	
	14R3403	Socket, LH				1	S1		
	1bR3349	Tube, $\frac{5}{8}$" o/d x 20G x 5' 0" long				1	DTD464		
4243	3R3345	ROD, CONTROL, BETWEEN FORMERS 27 & 32, GROUP				1	—	C	10/56
		Consisting of :—							
	3.O.3281	Fork, end fitting				1	S1		
28Q/10682	AS2230/412	Rivet, csk.hd. $\frac{1}{8}$ " dia. x $\frac{3}{4}$ " long				4	—	C	
	4.O.3281	Socket, RH				1	S1		
	3aR3345	Tube, $\frac{5}{8}$" o/d x 20G x 7'-11.5" long				1	DTD464		
	6R3332	Roller				1	S95 or S96		
	10R3332	Tube, stiffening at former 21 and stringer 16				1	DTD310		

**CONTROLS
FLYING (LOCKING)**

Ref. No.	Part No.	Description				No. off	Matl. Spec.	Cl. of St.	Plate and Illust'n No.
		1	2	3	4			M.R.	
		CONTROL, LOCKING, RUDDER IN REAR PORTION (R3333)							
4253	1R3334	BRACKET, GUIDE, FOR CONTROL RODS, GROUP				2	—	A	10/26
		Spares for :—							
	4R3334	Bracket				1	S3		
4255	3R3334	Roller, guide				2	F547/1	C	10/27
4254	1R3335	BRACKET, GUIDE FOR CONTROL RODS, GROUP				1	—	A	10/28
		Spares for :—							
	4R3335	BRACKET, MOUNTING, GROUP...				1	—		
4255	3R3334	Roller, guide				2	F547/1	C	10/37
	23R3333	Bracket, support at former 34				1	DTD610		
	18R3333	BRACKET, MOUNTING, LEVER AT FORMER 33, GROUP				1	—		10/57
	2SS4148	Lead, bonding				4	—		
	2R3333	LEVER & SIDE PLATE, BETWEEN FORMERS 37 & 38, GROUP				1	—		10/58
		Spares for :—							
998	45.O.4200	Bolt, hex.hd, 2 BA x 1" long attachment of control rod to lever				1	S2 or S11	C	10/16
	1R3444	LEVER, OPERATING, GROUP ...				1	—		10/59
		Spares for :—							
	2R3444	Arm, lever				1	DTD610		
	4R3444	Arm, lever				1	DTD610		
	6R3444	Arm, lever				1	DTD610		
	9R3444	Arm, lever				1	DTD610		
	3R3444	Arm, lever				1	DTD610		
	FCT/29	Bearing				2	Oilite		
	7R3441	Boss				1	S1		
	8R3441	Boss				1	S1		
	3R3333	Plate, side				1	DTD610		
	4R3333	Plate, side				1	DTD610		

CONTROLS
FLYING (LOCKING)

Ref. No.	Part No.	Description				No. off	Matl. Spec.	Cl. of	Plate and Illust'n No.
		1	2	3	4			St. M.R.	
		LEVER AND SIDE PLATE, BETWEEN FORMERS 37 & 38, GROUP (2R3333) (Cont'd)							
	3R3404	ADJUSTER, FOR CONTROL RODS, Consisting of :—				1	—		10/60
	Ransome & Marles								
28R/13504	C.M.3/16B	Bearing, end				2	—	A	
	48.O.4200	Nut, lock, RH				1	B13	C	
28Q/6693	AS2227/310	Rivet, snap hd. $\frac{3}{32}$ " dia. x $\frac{5}{8}$ " long ...				1	—	C	
	4R3404	Screw, adjusting				1	S1	C	
4252	1R3446	LEVER, MOUNTED ON BRACKET, AT FORMER 33, GROUP Spares for :—				1	—	C	10/61
	3R3446	Arm, lever				2	DTD610		
	FCT/73	Bearing, $\frac{5}{16}$" long				2	Oilite		
	2R3446	Spool				1	DTD364		
	30R3333	Packing, at former 34				1	BSS668		
	31R3333	Packing, at former 37				1	BSS668		
4249	11R3403	ROD, CONTROL, BETWEEN FORMER 32 & 33, GROUP Consisting of :—				1	—	C	10/62
	Ransome & Marles								
28R/13504	C.M.3/16B	Bearing, end				2	—	A	
2055	48.O.4200	Nut, lock, RH $\frac{3}{8}$ " BSF				1	B13	C	10/7
2056	49.O.4200	Nut, lock, LH $\frac{3}{8}$ " BSF				1	B13	C	10/35
	2R3403	Plug, screwed				1	S1	C	
28Q/6693	AS2227/310	Rivet, snap hd.				1	—	C	
28Q/6670	AS2227/412	Rivet, snap hd. $\frac{3}{32}$ " dia. x $\frac{5}{8}$ " long ...				4	—	C	
999	46.O.4200	Screw, adjusting				1	S1	C	10/37
	14R3403	Socket				1	S1	C	
	11aR3403	Tube, $\frac{5}{8}$" o/d x 20G x 9$\frac{1}{2}$" long				1	DTD464		
4250	12R3403	ROD, CONTROL, BETWEEN FORMER 33 & 34, GROUP Consisting of :—				1	—	C	10/63
	Ransome & Marles								
28R/13504	C.M.3/16 B	Bearing, end				2	—	A	
2055	48.O.4200	Nut, lock, RH $\frac{3}{8}$ " BSF				1	B13	C	10/7
2056	49.O.4200	Nut, lock, LH $\frac{3}{8}$ " BSF				1	B13	C	10/35
	2R3403	Plug, screwed				1	S1	C	
28Q/6693	AS2227/310	Rivet, snap hd. $\frac{3}{32}$ " dia. x $\frac{5}{8}$ " long ...				1	—	C	
28Q/6670	AS2227/412	Rivet, snap hd. $\frac{1}{8}$ " dia. x $\frac{3}{4}$ " long ...				4	—	C	
999	46.O.4200	Screw, adjusting				1	S1	C	10/37
	14R3403	Socket, LH				1	S1	C	
	12aR3403	Tube, $\frac{5}{8}$" o/d x 20G x 7-4" long				1	DTD464		

SHACKLETON Mk. 2

CONTROLS
FLYING (LOCKING)

Ref. No.	Part No.	Description				No. off	Matl. Spec.	Cl. of	Plate and Illust'n No.
		1	2	3	4			St. M.R.	
		CONTROL, LOCKING, RUDDER IN REAR PORTION (R3333) (Cont'd)							
4251	2R3346	ROD, CONTROL, BETWEEN FORMERS 34-37/38, GROUP				1	—	C	10/64
		Consisting of :—							
	3.O.3281	Fork , end fitting				2	S1		
28Q/10682	AS2230/412	Rivet , csk.hd, $\frac{1}{8}$ " x $\frac{3}{4}$ " long				4	—	C	
	2aR3346	Tube , $\frac{5}{8}$ " o/d x 20G x 6'-3.13" long				1	DTD464		
	16R3333	Tube , stay between formers 32-33				1	T9		
	28R3333	Tube , stay, at former 34				1	T9		
	1SS4114	Washer , tapered				6	L1 or L40		
		CONTROL, LOCKING RUDDER IN TAILPLANE PORT & STARBOARD (See Drg. 201 & 202 G.2831)							
		Spares for :—							
998	45.O.4200	Bolt , hex.hd, 2 BA x 1" long, attachment of control rods				2P 3S	S2 or S11	C	10/16
4253	1R3334	BRACKET, GUIDE, FOR CONTROL RODS, GROUP				4P 5S	—	A	10/25
		Spares for :—							
	4R3334	Bracket				1	S3		
4255	3R3334	Roller , guide				2	F547/1	C	10/26
4254	1R3335	BRACKET, GUIDE, FOR CONTROL RODS, GROUP				2P 3S	—	A	10/27
		Spares for :—							
	4R3335	BRACKET, MOUNTING, GROUP				1	—		
4255	3R3334	Roller , guide				2	F547/1	C	10/26
		LEVER, RUDDER LOCKING, PORT (R3448)							
		Spares for :—							
	1R3953	LEVER, OPERATING, GROUP ...				1	—		
		Consisting of :—							
	FCT29	Bearing , flanged				2	Oilite		
28D/13023	AS1242/48E	Bolt , csk.hd, $\frac{1}{4}$ " BSF				1	—	C	
	7R3441	Boss , flanged, bottom				1	S1		
	8R3441	Boss , flanged, top				1	S1		
	2R3953	Lever , double, arm				1	DTD130		
	3R3953	Lever , single, arm				1	DTD130		
		ATTACHMENT—LEVERS (2 & 3R3953)							
		Consisting of :—							
28D/12532	A25/4C	Bolt , hex.hd, 2 BA, for single lever				5	—	C	
28D/12566	A25/6C	Bolt , hex.hd, 2 BA, for double lever				3	—	C	
28M/10288	AGS2001/C1	Nut , stiff, 2 BA				8	—	C	
28W/12252	SP/13C	Washer , 2 BA				8	—	C	
	4R3953	Shaft , bearing				1	L65		
	9R3441	Tube , distance				1	T35		

CONTROLS
FLYING (LOCKING)

Ref. No.	Part No.	Description				No. off	Matl. Spec.	Cl. of St.	Plate and Illust'n No.
		1	2	3	4			M.R.	
		CONTROL, LOCKING RUDDER IN TAILPLANE PORT & STARBOARD (See Drg. 201 & 202 G.2831) (Cont'd)							
4260	13R3403	ROD, CONTROL RIB.A. TO LEVER BETWEEN RIB B/1 PORT, GROUP ... Consisting of :—				1	—	C	10/66
	Ransome & Marles								
28R/13504	C.M./3/16 B	Bearing, end				2	—	A	
2055	48.O.4200	Nut-lock, RH $\frac{3}{8}$" BSF				1	B13	C	10/7
2056	49.O.4200	Nut-lock, LH $\frac{3}{8}$" BSF				1	B13	C	10/35
	2.R.3403	Plug, screwed				1	S1		
28Q/6693	AS2227/310	Rivet, snap hd. $\frac{3}{32}$" dia. x $\frac{5}{8}$" long				1	—	C	
28Q/6670	AS2227/412	Rivet, snap hd. $\frac{1}{8}$" dia. x $\frac{3}{4}$" long				4	—	C	
999	46.O.4200	Screw, adjusting				1	S1	C	10/37
	14R3403	Socket, LH				1	S1		
	13aR3403	Tube, $\frac{5}{8}$" o/d x 20G x 14-65" long				1	DTD464		
4261	1R3450	ROD, CONTROL, RIB.A. TO JOINT BETWEEN RIBS 1/2 STARBOARD, GROUP Consisting of :—				1	—	C	10/67
	Ransome & Marles								
28R/13504	C.M.3/16 B	Bearing, end				1	—	A	
	3.O.3281	Fork, end fitting				1	S1		
	2.R.3403	Plug, screwed				1	S1		
28Q/6693	AS2227/310	Rivet, snap hd. $\frac{3}{32}$" dia. $\frac{5}{8}$" long				1	—	C	
28Q/10682	AS2230/412	Rivet, csk.hd. $\frac{1}{8}$" dia. x $\frac{3}{4}$" long				4	—	C	
	2R3450	Tube, $\frac{5}{8}$" o/d x 20G x 2'-8-13" long				1	DTD464		
4259	10R3403	ROD, CONTROL, FROM LEVER BETWEEN RIBS B/1, TO JOINT BETWEEN RIBS 1/2 PORT, GROUP ... Consisting of :—				1	—	C	10/68
	Ransome & Marles								
28R/13504	C.M.3/16 B	Bearing, end				2	—	A	
2055	48.O.4200	Nut-lock, RH $\frac{3}{8}$" BSF				1	B13	C	10/7
2056	49.O.4200	Nut-lock, LH $\frac{3}{8}$" BSF				1	B13	C	10/35
	2R3403	Plug, screwed				1	S1		
28Q/6693	AS2227/310	Rivet, snap hd. $\frac{3}{32}$" dia. x $\frac{5}{8}$" long				1	—	C	
28Q/6670	AS2227/412	Rivet, snap hd. $\frac{1}{8}$" dia. x $\frac{3}{4}$" long				4	—	C	
999	46.O.4200	Screw, adjusting				1	S1	C	10/37
	14R3403	Socket, LH				1	S1		
	10aR3403	Tube, $\frac{5}{8}$" o/d x 20G x 12$\frac{1}{2}$" long				1	DTD464		

SHACKLETON Mk. 2

CONTROLS
FLYING (LOCKING)

Ref. No.	Part No.	Description				No. off	Matl. Spec.	Cl. of St.	Plate and Illust'n No.
		1	2	3	4			M.R.	
		CONTROL, LOCKING, RUDDER IN TAILPLANE, PORT & STARBOARD (See Drg. 201 & 202 G.2831) (Cont'd)							
4256	1R3449	ROD, CONTROL, BETWEEN RIBS 1/2 TO JOINT BETWEEN RIBS 7/8 GROUP				1	—	C	10/69
		Consisting of :—							
28Q/1012161	3.O.3281	Fork, end fitting				1	S1		
	AS2230/412	Rivet, csk.hd, 1/8" dia. x 3/4" long				4	—	C	
	14R3403	Socket, LH				1	S1		
	1aR3449	Tube, 5/8" o/d x 20G x 6'-1.75" long				1	DTD464		
4257	2R3345	ROD, CONTROL, BETWEEN RIBS 7/8 TO JOINT BETWEEN RIBS 13/14, GROUP				1	—	C	10/70
		Consisting of :—							
28Q/1012161	3.O.3281	Fork, end fitting				1	S1		
	AS2230/412	Rivet, csk.hd, 1/8" dia. x 3/4" long				4	—	C	
	4.O.3281	Socket, RH				1	S1		
	2aR3345	Tube, 5/8" o/d x 20G x 6'-1.75" long				1	DTD464		
4240	4R3403	ROD, CONTROL, BETWEEN RIBS 13/14 TO LEVER IN FIN, GROUP				1	—	C	10/53
		Consisting of :—							
28R/13504	Ransome & Marles	Bearing, end				2	—	A	
2055	C.M.3/16 B	Nut-lock, 3/8" BSF				1	B13	C	10/7
2056	48.O.4200	Nut, lock, 3/8" BSF				1	B13	C	10/35
	49.O.4200	Plug, screwed				1	S1		
	2R3403	Rivet, snap hd. 3/32" dia. x 5/8" long				1	—	C	
28Q/6693	AS2227/310	Rivet, snap hd. 1/8" dia. x 3/4" long				4	—	C	
28Q/1012748	AS2227/412	Screw, adjusting				1	—	C	10/37
999	46.O.4200	Socket, LH				1	S1		
	14R3403	Tube, 5/8" o/d x 20G x 4.9" long				1	DTD464		
	4aR3403								
		CONTROL, LOCKING IN FIN, PORT & STARBOARD (See Drg. H2434)							
		Spares :—							
4264	1R3442	LEVER, LOCKING, GROUP (Pre-Mod. 425)				1	—	C	10/71
		Spares for :—							
	FCT/73	Bearing, flanged 5/8" o/d x 1/2" i/d x 3/4"				2	Oilite		
	3R3442	Lever				2	L72		
	5R3442	Lever				2	L72		
	4R3442	Plate, lever				2	L72		
	2R3442	Spool				1	L72		
	1R3954	LEVER, LOCKING, GROUP (Mod. 425)				1	—	C	10/71
		Spares for :—							
	FCT/73	Bearing, flanged 5/8" o/d x 1/2" i/d x 3/4"				2	Oilite		
	14.O.4257	Fork-end				1	S1		
	2R3954	Lever				1	DTD130		

CONTROLS
FLYING (LOCKING)

Ref. No.	Part No.	Description				No. off	Matl. Spec.	Cl. of St.	Plate and Illust'n No.
		1	2	3	4			M.R.	
		CONTROL, LOCKING IN FIN, PORT & STARBOARD (See Drg. H2434) (Cont'd)							
		Spares for :—							
	1H2437	PLUNGER, ON RIB 18A, GROUP ...				1	—	A	10/72
		Spares for :—							
4266	11H2437	Bracket, angle				2	L72		
	4H2437	Bush, .625" i/d				1	K.Monel	C	10/73
	12H2437	Bush, flanged, end fitting				1	DTD364		
	2H2437	Housing				1	DTD363		
	15H2437	LEVER, GROUP				1	—		
		Spares for :—							
	FCT/11	Bush, flanged 1/2" o/d x 3/8" i/d x 3/8" ...				2	Oilite		
	15aH2437	Spool				1	DTD363		
7492	14H2437	Plunger				1	K.Monel	C	
4770	8R3244	Roller				1	S96	C	10/83
4267	5H2437	Spring, compression				1	DTD215	C	10/74
	7H2437	Tube, distance 1/4" o/d x 22G x 3" ...				1	T35		
	13H2437	Tube, distance 3/8" o/d x 17G x 1.4" ...				1	T35		
4263	9R3403	ROD, CONTROL, BETWEEN LEVERS, GROUP				1	—	C	10/75
		Consisting of :—							
28R/13504	Ransome & Marles C.M.3/16B	Bearing, end				2	—	A	
2055	48.O.4200	Nut-lock, RH 3/8" BSF				1	B13	C	10/7
2056	49.O.4200	Nut-lock, LH 3/8" BSF				1	B13	C	10/35
	2R3403	Plug, screwed				1	S1		
28Q/6693	AS2227/310	Rivet, snap hd. 3/32" dia. x 5/8" long ...				1	—	C	
28Q/1012748	AS2227/412	Rivet, snap hd. 1/8" dia. x 3/4" long ...				4	—	C	
999	46.O.4200	Screw, adjusting				1	S1	C	10/37
	14R3403	Socket, LH				1	S1		
	9aR3403	Tube, 5/8" o/d x 20G x 21 1/4" long ...				1	DTD464		

С. 100

РАСЧЕТ
УДАЛЕНИЯ

ДЕЛИТ Б

ДЕЛИТ

ДЕЛИТ А

ДЕЛИТ В

С. 101

С. 102

PAGES 107 to 114 NOT ISSUED.

STATE OF TEXAS
COUNTY OF DALLAS

BEFORE ME, the undersigned authority, on this _____ day of _____, 20____, personally appeared _____, known to me to be the person whose name is subscribed to the foregoing instrument, and acknowledged to me that he executed the same for the purposes and consideration therein expressed.

My commission expires _____

CONTROLS
FLYING (TRIMMER)

Ref. No.	Part No.	Description				No. off	Matl. Spec.	Cl. of	Plate and Illust'n No.
		1	2	3	4			St. M.R.	
		CONTROLS, TRIMMER (R3336) Spares for :—							
		CONTROLS, TRIMMER IN FUSELAGE, FRONT CENTRE PORTION (2R3336) Spares for :—							
		CONTROLS, TRIMMER (R3414) Spares for :—							
7503	1R2740	BOX, SPROCKET, GROUP Spares for :—				1	—	A	13/1
27KB/23	AS201/65P	Chain, elevator, forward 8 m/m pitch...				1	—	B	13/2
27KB/29	AS201/115P	Chain, rudder, forward 8 m/m pitch ...				1	—	B	13/3
27KB/35	AS201/139P	Chain, aileron, forward 8 m/m pitch ...				1	—	B	13/4
27KB/32	AS201/131P	Chain, aileron, aft 8 m/m pitch ...				1	—	B	13/5
	AS908/131P	Chain, rudder, aft 8 m/m pitch ...				1	—		13/6
27KB/77	AS908/81P	Chain, elevator, aft 8 m/m pitch ...				1	—	B	13/7
3095	1R2916	GUARD, CHAIN, AFT, GROUP				1	—	C	13/8
3096	2R2916	GUARD, CHAIN, FORWARD, GROUP				1	—	C	13/9
	3R2740	Sprocket, elevator				2	L40		
3166	4R2740	Sprocket, rudder				2	L40	C	
	5R2740	Sprocket, aileron				2	L40		
	2R2753	BOX, MOUNTING, TRIMMER CONTROL BOX, PORT, GROUP				1	—		11/10
	3R2753	BOX, MOUNTING, TRIMMER CONTROL BOX, STARBOARD, GROUP				1	—		11/11
	104R2292	BOX, CONTROL TRIMMER IN COCKPIT, PORT, GROUP				1	—		11/12
	105R2292	BOX, CONTROL TRIMMER IN COCKPIT, STARBOARD, GROUP				1	—		11/13
		Spares for :—							
13785	21R2292	Cover, transparent				1	DTD337A	C	11/14
13784	22R2292	Cover, transparent				1	DTD337A	C	11/15
	8R2292	FLANGE, FOR PULLEY, GROUP				1	—		
	23R2293	GEARBOX, CONTROL TRIMMER, GROUP				1	—		11/16
		Spares for :—							
	6R2293	Bush (FGH) $\frac{3}{8}$ " x $\frac{1}{8}$ " x $\frac{9}{16}$ " long ...				1	Oilite		
	7R2293	Bush (FGH) $\frac{1}{2}$ " x $\frac{1}{8}$ " x $\frac{9}{16}$ " long ...				2	Oilite		
	8R2293	Bush (FGH) $\frac{1}{2}$ " x $\frac{1}{8}$ " x $\frac{9}{16}$ " long ...				1	Oilite		
	3R2293	COVER, FRONT, GROUP ...				1	—		
	4R2293	Cover, rear				1	—		
	9R2293	Pin, dowel				4	S1 or S6		

CONTROLS
FLYING (TRIMMER)

Ref. No.	Part No.	Description				No. off	Matl. Spec.	Cl. of St.	Plate and Illust'n No.
		1	2	3	4			M.R.	
BOX, CONTROL TRIMMER IN COCKPIT, PORT & STARBOARD (104 & 105R2292) (Cont'd)									
13780	5R2292					1	L40/DTD 423/424	C	11/17
13400 26EA/33785	2R2292					1	DTD424	C	11/18
	35R2267					1	—	C	11/19
	32R2292					1	—		11/20
	33R2292					1	—		11/21
	34R2292					1	—		11/22
	29R2292					1	—		
	30R2292					1	—		
	—								11/23
LAMP, ASSEMBLY ON TRIMMER CONTROL UNIT, PORT AND STARBOARD (1 & 2V5871)									
Spares for :—									
	606V5630					1	—		
	608V5630					1	—		
	601V5630					1	—		
	602V5630					1	—		
5CX/2279 5L/601	—					2	—	C	
	—					2	—	A	
5CX/2282	2V3579					1	S3	B	
	3V5871					1	—		
	8S1748					1	—		11/24
5CW/4184	752SS6000					1	—	B	
	—					1	—		
13783	4R2292					1	—	C	11/25
13779	10R2292					1	—	C	11/26
28R/6190	Vickers VGS342/22					1	—	A	11/27
	13778	18R2292				1	S1	C	11/28
3098	3R2292					1	S1	C	11/29
13399	15R2292					1	S1 or S6	C	11/30
13401	27R2292					1	S1	C	11/31
13786	28R2292					1	S1	C	11/32

SHACKLETON Mk. 2

CONTROLS
FLYING (TRIMMER)

Ref. No.	Part No.	Description				No. off	Matl. Spec.	Cl. of St.	Plate and Illust'n No.
		1	2	3	4			M.R.	
		BOX, CONTROL TRIMMER IN COCKPIT, PORT & STARBOARD, GROUP (104 & 105R2292) (Cont'd)							
3099	31R2292	SPROCKET, ELEVATOR TRIMMER, GROUP				1	—	C	11/33
3100	9R2292	Washer, shim				QR	S3	C	11/34
3101	11R2292	Washer, shim				QR	S3	C	11/35
13770	25R2292	Washer, laminated				1	Brass	C	11/36
	13R2753	Bracket, pulley				4	L72		
	14R2753	Bracket, pulley, below floor at formers D & C				1	L72		
	15R2753	BRACKET, PULLEY, BELOW FLOOR AT FORMER D & C, GROUP				1	—		14/37
	18R2753	BRACKET, PULLEY, BELOW FLOOR AT FORMER D & C, GROUP				1	—		13/38
	21R2753	Bracket, pulley, below floor at formers C & D				1	—		14/39
		CABLE, ELEVATOR TRIMMER (1R2911)							
		Consisting of:—							
1114	AS1423/SS/92 $\frac{1}{4}$ "	CABLE GROUP				1	—	C	13/40
1115	AS1419/SS/146 $\frac{1}{4}$ "	CABLE, GROUP				1	—	C	13/41
1116	AS1423/SS/76 $\frac{3}{4}$ "	CABLE, GROUP				1	—	C	13/42
27KB/82	AS908/125P	Chain, 8 m/m pitch				1	—	B	13/43
27KB/49	AS900/117P	Chain, 8 m/m pitch				1	—	B	13/44
28L/5233	A14/BB	Nut, 4 BA, RH				1	—	C	
28L/5220	A14/BBL	Nut, 4 BA, LH				1	—	C	
28U/4051	SP8/Y1	Turnbuckle, 4 BA				1	—	C	

CONTROLS
FLYING (TRIMMER)

Ref. No.	Part No.	Description				No. off	Matl. Spec.	Cl. of St.	Plate and Illust'n No.
		1	2	3	4			M.R.	
		CONTROLS TRIMMER (R3414) (Cont'd)							
		CABLE, RUDDER TRIMMER, GROUP (2R2911)							
		Consisting of:—							
1117	1R3016					1	—	C	14/45
1118	2R3016					1	—	C	14/46
		CABLE & DRUM, PORT, GROUP							
		CABLE & DRUM, STARBOARD GROUP							
		Spares for:—							
	3R3016					1	—		
		CABLE & DRUM, LESS GUARD, PORT, GROUP							
	4R3016					1	—		
		CABLE & DRUM, LESS GUARD, STARBOARD, GROUP							
		Spares for:—							
	1R2903					1	—		11/47
		Drum, cable							
	3R2903					1	L72		14/48
		Guide, cable... .. .							
3102	9R2911					2	BSS668	C	14/49
28L/5233	A14-BB					2	—	C	
28L/5220	A14-BB.L					2	—	C	
28U/4051	SP8/Y1					1	—	C	
		Turnbuckle, 4 BA							
		CABLE, AILERON TRIMMER (3R2911)							
		Consisting of:—							
1419	1R3187					1	—	C	12/50
1420	2R3187					1	—	C	12/51
		CABLE & DRUM, PORT, GROUP							
		CABLE & DRUM, STARBOARD, GROUP							
		Spares for:—							
	5R3187					1	—		
		CABLE & DRUM, LESS GUARD, PORT, GROUP							
	6R3187					1	—		
		CABLE & DRUM, LESS GUARD, STARBOARD, GROUP							
		Spares for:—							
	5R3015					1	—		11/52
		Drum							
	4R2905					1	L72		11/53
		Guide, cable... .. .							
	9R2911					2	BSS668		
28L/5233	A14-BB					1	—	C	
28L/5220	A14-BB.L					1	—	C	
28U/4051	SP8/Y1					1	—	C	
		Turnbuckle, 4 BA							
3103	32R2753					2	L72	C	12/54
3104	60R2753					2	L72	C	14/55
3105	61R2753					3	L72	C	14/56
3106	62R2753					1	L72	C	14/57
3107	12R2753					3	L40	C	14/58
3108	11R2753					1	L40	C	14/59
3110	4R2753					4	BSS668	C	11/60
		Clip, for guide tube							
		Clip, for guide tube							
		Clip, for guide tube							
		Clip, for guide tube							
		Collar, pulley bracket							
		Collar, pulley bracket							
		Fairlead, mounting box, pilot's floor ..							

SHACKLETON Mk. 2

CONTROLS
FLYING (TRIMMER)

Page 119

Ref. No.	Part No.	Description				No. off	Matl. Spec.	Cl. of St.	Plate and Illust'n No.
		1	2	3	4			M.R.	
CONTROLS TRIMMER (R3414) (Cont'd)									
3111	5R2753					1	BSS668	C	11/61
3112	6R2753					1	BSS668	C	11/62
3113	7R2753					1	BSS668	C	11/63
3114	8R2753					1	BSS668	C	11/64
3115	9R2753					1	BSS668	C	12/65
3116	10R2753					1	BSS668	C	12/66
3117	23R2753					2	BSS668	C	12/67
3118	24R2753					1	BSS668	C	12/68
3119	25R2753					1	BSS668	C	12/69
3120	26R2753					1	BSS668	C	12/70
3121	27R2753					1	BSS668	C	12/71
3122	28R2753					1	BSS668	C	12/72
3123	29R2753					1	BSS668	C	12/73
3126	33R2753					7	BSS668	C	12/74
3127	34R2753					7	BSS668	C	12/75
3128	35R2753					7	BSS668	C	12/76
3129	36R2753					1	BSS668	C	12/77
3130	37R2753					1	BSS668	C	12/78
3131	38R2753					1	BSS668	C	12/79
3132	39R2753					1	BSS668	C	12/80
3146	67R2753					1	BSS668	C	12/81
3147	68R2753					2	BSS668	C	12/82
	81R2753					1	BSS668		12/83
	82R2753					1	BSS668		12/84
3134	42R2753					2	BSS668	C	14/85
3135	43R2753					1	BSS668	C	14/86
3136	44R2753					1	BSS668	C	14/87
3137	45R2753					4	BSS668	C	14/88
3138	46R2753					2	BSS668	C	14/89
3139	47R2753					1	BSS668	C	14/90

CONTROLS
FLYING (TRIMMER)

Ref. No.	Part No.	Description				No. off	Matl. Spec.	Cl. of St.	Plate and Illust'n No.
		1	2	3	4			M.R.	
CONTROLS, TRIMMER (R3414)									
(Cont'd)									
3140	48R2753					1	BSS668	C	14/91
3141	49R2753					2	BSS668	C	14/92
3142	50R2753					1	BSS668	C	14/93
3143	51R2753					4	BSS668	C	14/94
3144	52R2753					2	BSS668	C	14/95
3145	53R2753					1	BSS668	C	14/96
3133	73R2753					2	BSS668	C	12/97
	74R2753					1	BSS668		14/98
	Vickers								
28R/6190	VGS342/22					5	—	A	11/27
	Vickers								
28R/6189	VGS342/21					3	—	A	13/99
	Vickers								
28R/6191	VGS342/23					1	—	A	14/100
	83R2753					6	S3		14/101
GUIDES, TRIMMER CONTROL, UNDER FLOOR (R3417)									
Spares for :—									
3152	2R2904					1	BSS668	C	13/102
	2R3417					1	BSS668		13/103
3157	10R2757					1	BSS668	C	13/104
3158	11R2757					3	BSS668	C	13/105
3153	3R2904					1	BSS668	C	13/204
3154	4R2904					1	BSS668	C	13/205
3156	16R2904					1	BSS668	C	13/206
	7R2904					2	L72		
	7R3336					1	L72		
	8R2904					1	T4		
	9R2904					1	T4		
	10R2904					1	T4		
	11R2904					1	T4		
	12R2904					1	T4		
	13R2904					1	T4		

SHACKLETON Mk 2

**CONTROLS
FLYING (TRIMMER)**

Page 121

Ref. No.	Part No.	Description				No. off	Matl. Spec.	Cl. of St.	Plate and Illust'n No.
		1	2	3	4			M.R.	
		CONTROLS, TRIMMER IN FUSELAGE, CENTRE PORTION (3R3336)							
		Spares for :—							
	14R2757	Fairlead, at floor beams 7, 8, 9, 10 & 11 ...				5	BSS668		13/106
	15R2757	Fairlead, at floor beams 7, 8, 9, 10 & 11 ...				10	BSS668		13/107
		CONTROLS, TRIMMER IN FUSELAGE, REAR CENTRE PORTION (4R3336)							
		Spares for :—							
3159	20R2757	BRACKET, PULLEY AT FORMER 17, GROUP				1	—	C	13/108
3160	59R2757	BRACKET, PULLEY AT FORMER 22, GROUP				1	—	C	14/109
		BRACKETS, SPROCKETS AND PULLEYS, PORT AND STARBOARD (R2739)							
		Spares for :—							
	2R2739	BRACKET, PULLEY & SPROCKET, AILERON TRIMMER, PORT, GROUP				1	—		12/110
		Spares for :—							
27S/158	T17	Bearing, ball				3	—	B	
	9R2911	Bush, guide, turnbuckle				8	BSS668		
27KB/83	AS908/135P	Chain, aileron, forward 8 m/m pitch ...				1	—	B	12/111
27KB/33	AS201/133P	Chain, aileron, 8 m/m pitch, port ...				1	—	B	12/112
	AS201/145P	Chain, aileron 8 m/m pitch, starboard				1	—		12/113
3162	22R2739	Guard, chain				3	BSS668	C	12/114
3163	21R2739	Housing, bearing				2	DTD428	C	12/115
3164	25R2739	HOUSING, BEARING, GROUP				1	—	C	12/116
3165	11R2739	Shaft, sprocket				1	T4	C	12/117
3166	4R2740	Sprocket, chain... ..				3	L40	C	12/118
		BRACKET, UPPER, STARBOARD (3R2739)							
		Spares for :—							
13794	7R2350	Bracket, top, RH				1	DTD610	C	12/119
13795	8R2350	Bracket, top, LH				1	DTD610	C	12/120
28R/6190	Vickers VGS342/22	Pulley (less bolt and nut)				1	—	A	12/27
		BRACKET, LOWER, STARBOARD (4R2350)							
		Spares for :—							
13790	12R2350	BRACKET, LOWER, RH GROUP				1	—	C	12/121
3167	19R2350	BRACKET, LOWER, LH GROUP				1	—	C	12/122
28R/6190	Vickers VGS342/22	Pulley (less bolt and nut)				1	—	A	12/27

CONTROLS
FLYING (TRIMMER)

Ref. No.	Part No.	Description				No. off	Matl. Spec.	Cl. of St.	Plate and Illust'n No.
		1	2	3	4			M.R.	
CONTROLS, TRIMMER IN FUSELAGE, REAR CENTRE PORTION (4R3336) (Cont'd)									
1221	52R2757	CABLE, AILERON TRIMMER (LH ADJUSTMENT) 13' 7" LONG, GROUP				1	—	C	12/123
1222	53R2757	CABLE, AILERON TRIMMER (RH ADJUSTMENT) 13' 7" LONG, GROUP				1	—	C	12/124
3150	17R2904	Clip, at former 13, floor beam				1	—	C	12/125
	6SS3429	Clip, tube at former 13, floor beam				2	—		
	3R2920	Clip, tube at former 16, floor beam				1	DTD610		12/126
3168	4R2920	Clip, tube at former 16, floor beam				1	DTD610	C	12/127
3177	16R2757	Fairlead, at formers 13, 14, 15, 16, floor beam				4	BSS668	C	12/128
3178	17R2757	Fairlead, at formers 13, 14, 15, 16, floor beam				8	BSS668	C	12/129
3181	26R2757	Fairlead, on bearing at formers 24, 26, 30, 32, floor beam				10	BSS668	C	13/130
	9R3336	Fairlead, at former 16a, floor beam				1	BSS668		12/131
3180	19R2757	Fairlead, at former 16a, floor beam				1	BSS668	C	12/132
3169	23R2757	Fairlead, at former 16, floor beam				14	BSS668	C	12/133
3170	24R2757	Fairlead, at former 16, floor beam				2	BSS668	C	12/134
3171	28R2757	Fairlead, at former 16, floor beam				2	BSS668	C	12/135
3172	30R2757	Fairlead, at former 16, floor beam				2	BSS668	C	12/136
3173	31R2757	Fairlead, at former 16, floor beam				2	BSS668	C	12/137
3174	32R2757	Fairlead, at former 16, floor beam				2	BSS668	C	12/138
3176	2R2920	Fairlead, at former 16, floor beam				2	BSS668	C	12/139
	29R2757	Fairlead, at former 16, floor beam				2	BSS668		12/140
	Vickers								
28R/6800	VGS342/24	Pulley (less bolts and nut)				2	—	A	
	7R3336	Support, fairlead				2	DTD610		
	8R3336	Support, fairlead				2	DTD610		
	2R2749	Tube, chain guide below floor				2	T4		

SHACKLETON Mk 2

CONTROLS
FLYING (TRIMMER)

Ref. No.	Part No.	Description				No. off	Matl. Spec.	Cl. of St.	Plate and Illust'n No.
		1	2	3	4			M.R.	
		CONTROLS, TRIMMER IN FUSELAGE, REAR PORTION (5R3336)							
		Spares for :—							
	55R2757	BAFFLE, TRIMMER, FORMER 35-37, GROUP				1	—		13/141
	56R2757	BAFFLE, TRIMMER, FORMER 37-40, GROUP				1	—		13/142
	1R3828	BOX, SPROCKET AT FORMER 37, GROUP				1	—		13/143
		Spares for :—							
27S/48	S3	Bearing, ball, for sprocket shaft				4	—	B	13/144
27KB/31	AS201/119P	Chain, rudder trimmer control, forward 8 m/m pitch				1	—	B	13/145
27KB/81	AS908/119P	Chain, rudder trimmer control, aft 8 m/m pitch				1	—	B	13/146
27KB/24	AS201/67P	Chain, elevator trimmer control, forward 8 m/m pitch				1	—	B	13/147
27KB/69	AS908/63P	Chain, elevator trimmer control, aft 8 m/m pitch				1	—	B	13/148
3182	6R3828	Cover, sprocket box				1	DTD610	C	13/149
3183	2R3828	Housing, sprocket... ..				1	DTD300	C	13/150
3184	4R3828	Shaft, sprocket				2	L40	C	13/151
3185	3R3828	Sprocket, chain				2	L40	C	13/152
28U/4051	SP8/Y1	Turnbuckle, adjusting				4	—	C	13/153
3186	27R2757	BRACKET, PULLEY, AT FORMER 33, GROUP				1	—	C	13/154
3187	57R2757	BRACKET, ATTACHMENT FOR FAIR-LEAD AT FORMER 35 PORT, GROUP				1	—	C	13/155
1223	AS1423/SS/562	CABLE, RUDDER TRIMMER TOP, GROUP				1	—	C	14/156
1224	AS1419/SS/562	CABLE, RUDDER TRIMMER BOTTOM, GROUP				1	—	C	14/157
1225	AS1419/SS/578	CABLE, ELEVATOR TRIMMER TOP, GROUP				1	—	C	13/158
1226	AS1423/SS/578	CABLE, ELEVATOR TRIMMER BOTTOM, GROUP				1	—	C	13/159
3181	26R2757	Fairlead, at former 32				2	BSS668	C	13/160
3188	40R2757	Fairlead, at former 35				1	BSS668	C	13/161
3189	41R2757	Fairlead, at former 35				1	BSS668	C	13/162

CONTROLS
FLYING (TRIMMER)

Ref. No.	Part No.	Description				No. off	Matl. Spec.	Cl. of St.	Plate and Illust'n No.
		1	2	3	4			M.R.	
CONTROLS TRIMMER IN FUSELAGE, REAR PORTION (5R3336) (Cont'd)									
PULLEY, ARRANGEMENT, ELEVATOR TRIMMER AT FORMER 42 (R3258)									
Spares for :—									
3190	9R2751					1	—	C	13/163
	2R3258					1	S3		
	12R2751					1	T35		
FAIRLEAD, PORT AND STARBOARD (1R3259)									
Consisting of :—									
28D/7063	A15Y/3C					8	—	C	
3192	3R3259					3	BSS668	C	13/164
28W/12245	SP10/C					8	—	C	
3194	10R2751					1	BSS668	C	13/165
	Vickers								
28R/6190	VGS342/22					2	—	A	11/27
	11R2751					1	—		
PULLEY, ARRANGEMENT, RUDDER TRIMMER AT FORMER 40 (2R3825)									
Spares for :—									
3195	12R3825					1	L40	C	14/166
3196	13R3825					2	L40	C	14/167
3197	14R3825					2	L40	C	14/168
3199	5R3825					1	BSS668	C	14/169
3198	16R3825					1	BSS668	C	14/170

**CONTROLS
FLYING (TRIMMER)**

Ref. No.	Part No.	Description				No. off	Matl. Spec.	Cl. of St.	Plate and Illust'n No.
		1	2	3	4			M.R.	
<p>CONTROLS, TRIMMER, RUDDER AND ELEVATOR IN TAIL UNIT (R2912) Consisting of :—</p>									
<p>CONTROLS, TRIMMER ELEVATOR, PORT, (2R2912) Consisting of :—</p>									
1227	AS1429/SS/108					1	—	C	13/171
1228	AS1419/SS/50½					1	—	C	13/172
27KB/69	AS908/63P					1	—	B	13/148
27KB/68	AS908/61P					1	—	B	13/173
28L/5233	A14/BB					1	—	C	
28L/5220	A14/BBL					1	—	C	
28U/4051	SP8/Y1					1	—	C	
<p>CONTROLS, TRIMMER ELEVATOR, STARBOARD (3R2912) Consisting of :—</p>									
1123	AS1429/SS/148½					1	—	C	13/174
1124	AS1423/SS/50½					1	—	C	13/175
27KB/68	AS908/61P					1	—	B	13/173
<p>CONTROLS, TRIMMER RUDDER, PORT (4R2912) Consisting of :—</p>									
1351	AS1423/SS/196½					1	—	C	14/176
1421	AS1419/SS/174					1	—	C	14/177
28L/5233	AS900/153P					1	—		14/178
28L/5220	A14/BB					1	—	C	
28U/4051	A14/BB.L					1	—	C	
	SP8/Y1					1	—	C	
<p>CONTROLS, TRIMMER RUDDER, STARBOARD (5R2912) Consisting of :—</p>									
1349	AS1423/SS/226¾					1	—	C	14/179
1350	AS1423/SS/174					1	—	C	14/180
27KB/51	AS900/153P					1	—	B	14/181
28L/5233	A14/BB					1	—	C	
28L/5220	A14/BBL					1	—	C	
28U/4051	SP8/Y1					1	—	C	

CONTROLS
FLYING (TRIMMER)

Ref. No.	Part No.	Description				No. off	Matl. Spec.	Cl. of St.	Plate and Illust'n No.
		1	2	3	4			M.R.	
		GEAR TRIMMER OPERATING AILERON, PORT AND STARBOARD (17 & 18F5370)							
		Spares for :—							
1316	1F7423	BOBBIN, BALL END AND CABLE, TRIMMER CONTROL AILERON, PORT, GROUP				1	—	M/B	12/182
1317	2F7423	BOBBIN, BALL END AND CABLE, TRIMMER CONTROL AILERON, STARBOARD, GROUP				1	—	M/B	12/183
		Spares for :—							
	3F7423	CABLE, C/W BOBBIN, PORT, GROUP				1	—		
	4F7423	CABLE, C/W BOBBIN, STARBOARD, GROUP				1	—		
		Consisting of :—							
	1F6782	BOBBIN, GROUP				1	—		
	3aF7423	Cable, 3 cwt, 79'-1.25" long, port ...				1	W11		
	4aF7423	Cable, 3 cwt, 92'-4" long, starboard ...				1	W11		
28N/12294	AS1284	End, fitting, for cable LH				1	—	C	
28N/12295	AS1283	End, fitting, for cable RH				1	—	C	
26EA/17007	4F4206	End, ball fitting				1	—	C	
	1F6778	GUIDE, CABLE, GROUP				1	—		
3200	5F5368	Nut, retaining, ball end				1	—	C	12/184
2409	4F7378	ROD, CONTROL, OPERATING AILERON TRIMMER, GROUP				1	—	B	12/185
		Consisting of :—							
28R/13504	Ransome & Marles C.M.3/16B	Bearing, end				1	—	A	
3201	3F7378	Plug, end, RH thread				1	—	C	12/186
28Q/6544	AS455/210	Rivet, snap hd. $\frac{1}{8}$ " dia. x $\frac{1}{2}$ " long ...				1	—	C	
28Q/1970	AS455/408	Rivet, snap hd. $\frac{1}{8}$ " dia. x $\frac{1}{2}$ " long ...				1	—	C	
28Q/1990	AS455/412	Rivet, snap hd. $\frac{1}{8}$ " dia. x $\frac{1}{2}$ " long ...				1	—	C	
26EA/17488	10F4206	Sleeve				1	L40	C	12/187
	5F7378	Tube, $\frac{3}{8}$ " o/d x 22G				1	T35		
26EA/31864	5F5370	SUPPORT, FOR BALL END, ON TRIMMER ROD, GROUP				1	—	C	12/188
	19F5370	Washer				2	S1		

SHACKLETON Mk. 2

CONTROLS
FLYING (TRIMMER)

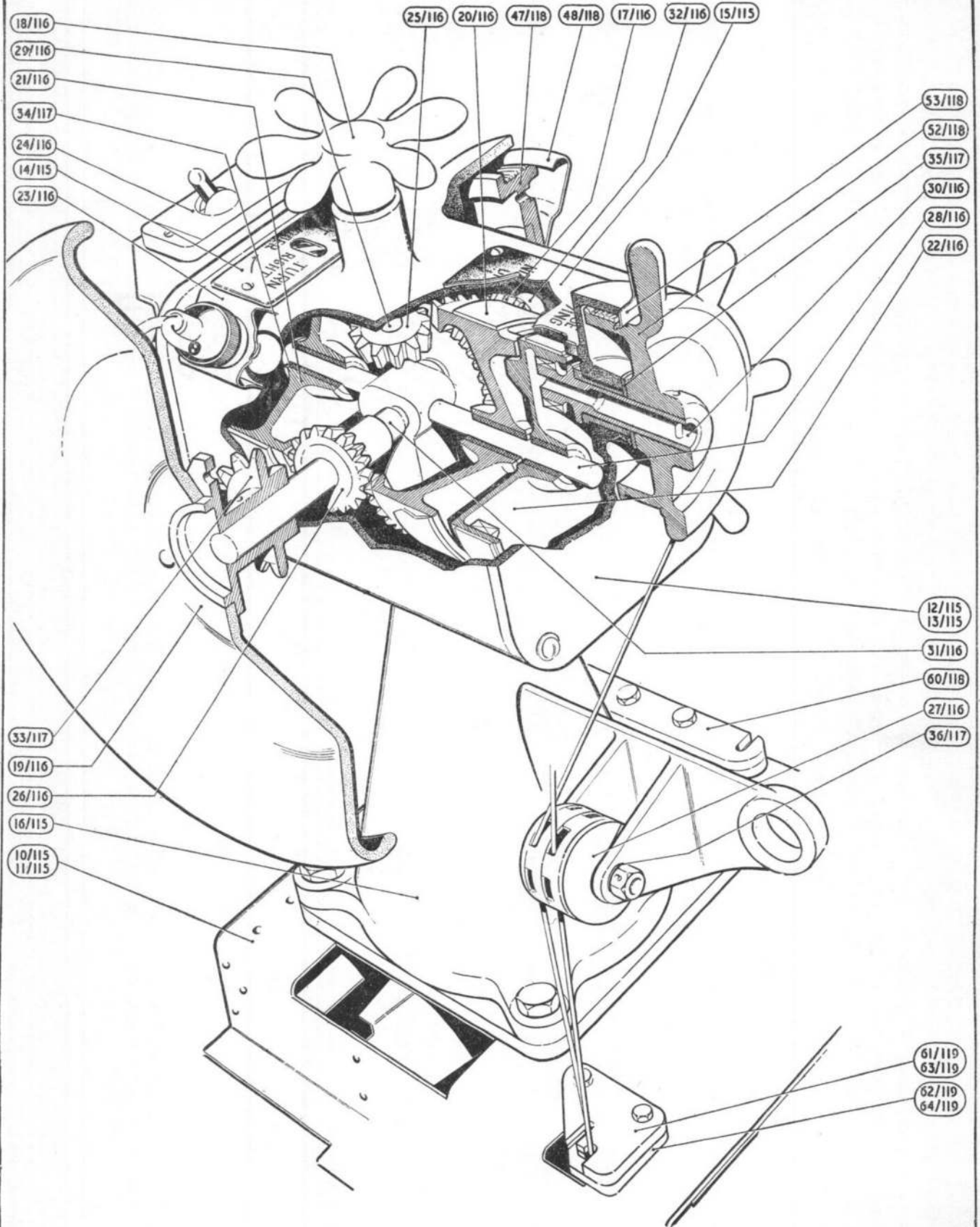
Ref. No.	Part No.	Description				No. off	Matl. Spec.	Cl. of St.	Plate and Illust'n No.
		1	2	3	4			M.R.	
		GEAR TRIMMER OPERATING RUDDER, PORT AND STARBOARD (R3812)							
		Consisting of :—							
1197	13R3812	HOUSING, BEARING, FOR RUDDER TRIMMER, GEAR PORT, GROUP				1	—	A	14/189
1198	14R3812	HOUSING, BEARING, FOR RUDDER TRIMMER, GEAR STARBOARD, GROUP				1	—	A	14/190
		Consisting of :—							
27S/82	RLS.4	Bearing, ball				2	—	B	14/191
	18R3812	Block				1	S1		14/192
13014	1SS3261	Bolt, flat hd. 4 BA x 1/4" long				3	S1	C	
13451	16R2270	Fork, end fitting				1	S1	C	14/193
13369	10R2270	Guard, sprocket				1	DTD610	C	14/194
	2R3812	Housing, bearing, port				1	—		14/195
	3R3812	Housing, bearing, starboard				1	—		14/196
13344	8R2269	Pin				1	S1	C	14/197
28P/1289	AGS167/33	Pin, taper, 5/32" dia. x 1" long				2	—	C	
13741	2R2269	Sprocket				1	L40	C	14/198
	4R3812	Tube, drive				1	T26		
28W/3097	AGS162/B	Washer, spring				3	—	C	
13370	16R2269	Washer				1	—	C	14/199
		ROD, CONTROL, RUDDER, TRIMMER OPERATING (19R3812)							
		Spares for :—							
1549	17R3812	Fork, end fitting (screwed)				1	DTD363A	C	14/201
833	12R3812	Pin, solid fork end at trimmer tab				1	L40	C	14/202
13345	9R2269	Pin, solid fork end at trimmer jack				1	—		14/200
2488	1R3469	ROD, CONTROL, TRIMMER TAB, GROUP				1	—	C	14/203
		Spares for :—							
	6cR3812	Fork, end fitting				1	DTD363A		
	2R3295	Plug, screwed				1	DTD363A		

PAGES 129 to 134 NOT ISSUED.

CONTROLS

FLYING (TRIMMER AND LOCKING)

Ref. No.	Part No.	Description				No. off	Matl. Spec.	Cl. of St.	Plate and Illust'n No.
		1	2	3	4			M.R.	
SUMMARY OF STOCK ITEMS USED ON FLYING CONTROLS (ALSO TRIMMER AND LOCKING)									
28D/12528	A25/1B	Bolt, hex,hd, 4 BA x .1" plain x .5" long				25	—	C	
28D/12511	A25/2B	Bolt, hex,hd, 4 BA x .2" plain x .6" long				20	—	C	
28D/12622	A25/3B	Bolt, hex,hd, 4 BA x .3" plain x .7" long				24	—	C	
28D/12512	A25/1C	Bolt, hex,hd, 2 BA x .1" plain x .45" long				120	—	C	
28D/12513	A25/2C	Bolt, hex,hd, 2 BA x .2" plain x .65" long				100	—	C	
28D/12531	A25/3C	Bolt, hex,hd, 2 BA x .3" plain x .75" long				10	—	C	
28D/12532	A25/4C	Bolt, hex,hd, 2 BA x .4" plain x .85" long				10	—	C	
28D/12533	A25/5C	Bolt, hex,hd, 2 BA x .5" plain x .95" long				18	—	C	
28D/12985	A25/25C	Bolt, hex,hd, 2 BA x 2.5" plain x 2.95" long				16	—	C	
28D/12633	A25/7E	Bolt, hex,hd, 1/4" BSF x .7" plain x 1.2" long				30	—	C	
28D/12570	A25/11E	Bolt, hex,hd, 1/4" BSF x 1.1" plain x 1.6" long				12	—	C	
28D/13043	A26/3E	Bolt, hex,hd, 1/4" BSF x .3" plain x .8" long				10	—	C	
28M/10287	AGS2001/B/1	Nut, stiff, 4 BA				90	—	C	
28M/10288	AGS2001/C/1	Nut, stiff, 2 BA				160	—	C	
28M/10298	AGS2001/C/2	Nut, stiff, 2 BA				12	—	C	
28M/10290	AGS2001/E/1	Nut, stiff, 1/4" BSF				30	—	C	
28M/10299	AGS2001/E/2	Nut, stiff, 1/4" BSF				25	—	C	
28M/10276	AGS2001/E/4	Nut, stiff, 1/4" BSF				10	—	C	
28M/10301	AGS2001/J/2	Nut, stiff, 3/8" BSF				8	—	C	
28M/13450	A24/BP	Nut, plain, 4 BA				30	—	C	
28M/13411	A24/CS	Nut, slotted, 2 BA				80	—	C	
28L/12983	A24/CT	Nut, lock, 2 BA, RH				10	—	C	
28L/13253	A24/CTL	Nut, lock, 2 BA, LH				10	—	C	
28M/13271	A24/EP	Nut, plain, 1/4" BSF				6	—	C	
28M/12930	A27/ES	Nut, slotted, 1/4" BSF				20	—	C	
28P/—	AGS502/15	Pin, split, taper				20	—	C	
28P/12587	SP9/C4	Pin, split, cotter 1/16" dia. x 1/2" long				10	—	C	
28P/12349	SP9/C5	Pin, split, cotter 1/16" dia. x 3/4" long				32	—	C	
28P/12431	SP9/C6	Pin, split, cotter 1/16" dia. x 1" long				4	—	C	
28P/12462	SP9/C8	Pin, split, cotter 1/16" dia. x 1" long				130	—	C	
28P/12262	SP9/E6	Pin, split, cotter 3/32" dia. x 3/4" long				6	—	C	
28W/12346	SP10/B	Washer, 4 BA				20	—	C	
28W/12245	SP10/G	Washer, 5/16" BSF				16	—	C	
28W/12305	SP13/B	Washer, 4 BA				76	—	C	
28W/12252	SP13/C	Washer, 2 BA				180	—	C	
28W/12253	SP13/E	Washer, 1/4" BSF				56	—	C	
28W/—	SP14/E	Washer, 1/4" BSF				10	—	C	
28W/12296	SP15/C	Washer, 2 BA				46	—	C	
28W/12496	SP15/E	Washer, 1/4" BSF				50	—	C	
28W/12355	SP16/C	Washer, 2 BA				16	—	C	



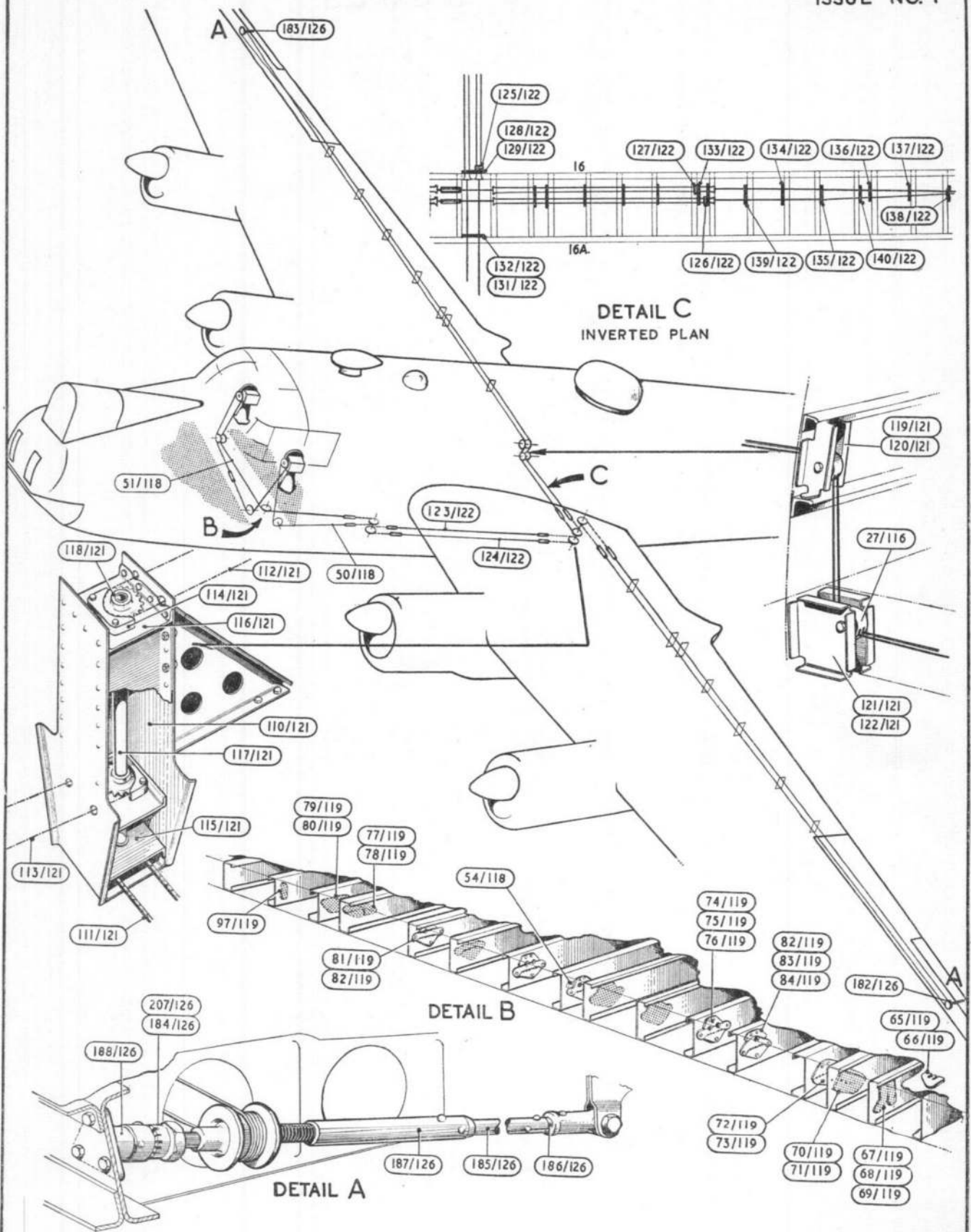
FLYING CONTROLS
TRIMMER BOX

FORM 5-A (R)
1 OCT 1962


SECRET

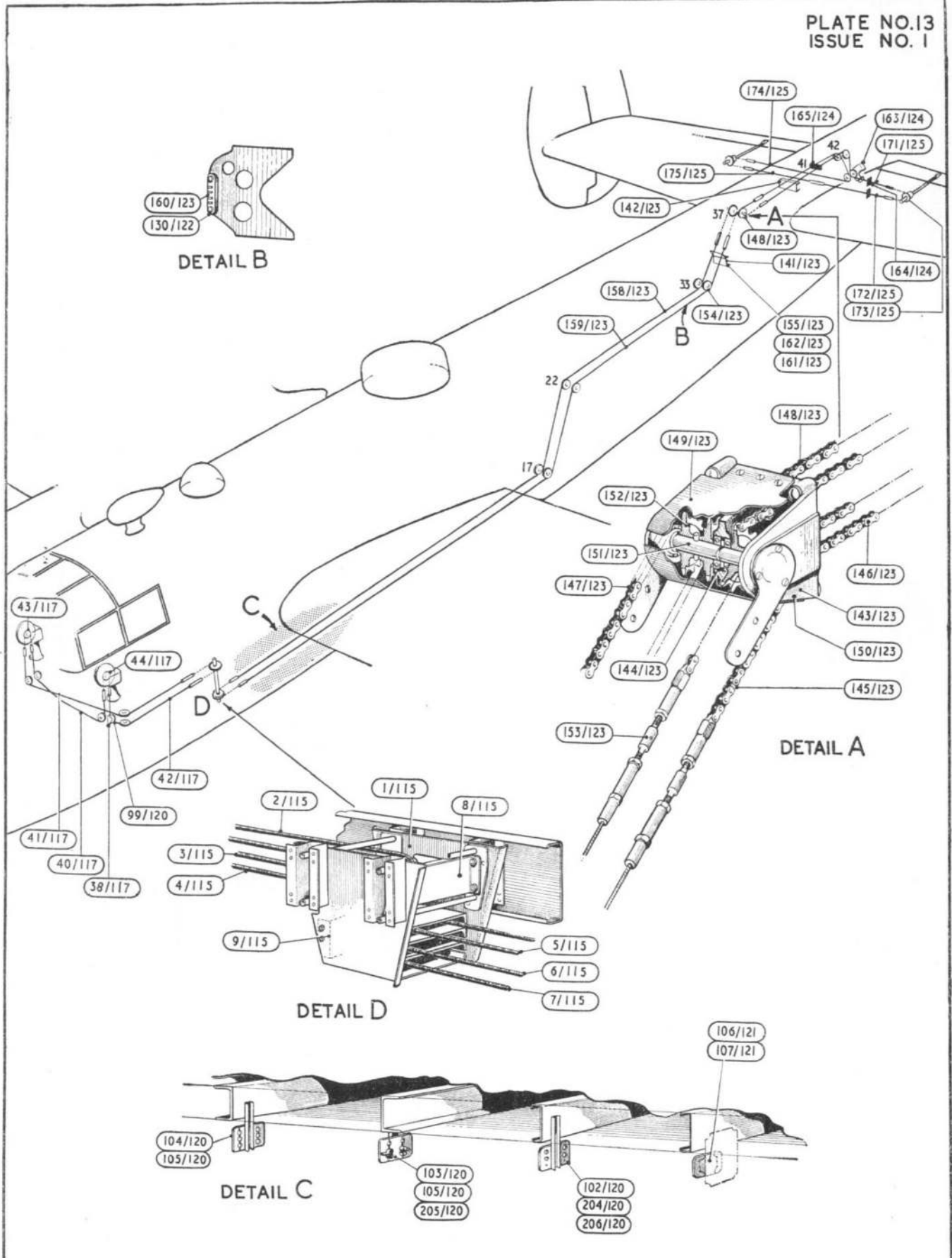
SECRET

SECRET



FLYING CONTROLS—TRIMMER (I)






FLYING CONTROLS-TRIMMER (2)

AL OPL
100 100

1000



01/20/02



SHACKLETON Mk 2

**CONTROLS
POWER UNIT**

Ref. No.	Part No.	Description				No. off	Matl. Spec.	Cl. of	Plate and Illust'n No.
		1	2	3	4			St. M.R.	
		CONTROLS, POWER UNIT ASSEMBLIES (O.4221)							
		Spares for :—							
		CONTROLS, ENGINE, FUSELAGE FRONT CENTRE PORTION (100.O.4200)							
		Spares for :—							
744	13.O.4200	Adjuster , for tie rods	19	S1	C	15/1
2181	44.O.4200	Bolt , 2 BA x .9" long	40	S2 or S11	C	15/2
998	45.O.4200	Bolt , for side link to rods	20	S2 or S11	C	15/3
	1.O.3307	COUNTERSHAFT, THROTTLE, PORT, GROUP				1	—		15/4
		Spares for :—							
2182	1.O.3306	LEVER, GROUP	5	—	A	15/5
		Consisting of :—							
	6.O.3306	Arm , 2" long	2	DTD610		
2183	11.O.3306	BOSS, GROUP	1	—	A	15/6
		Consisting of :—							
27S/49	B.R.E.½	Bearing , ball	1	—	B	
	11a.O.3306	Boss	1	L40		
	11b.O.3306	Circlip	1	—		
3202	4.O.3307	Spindle	1	S11	C	15/7
2184	13.O.4205	Washer , retaining	10	S3	C	15/8
2185	14.O.4205	Washer , felt	10	Felt	C	15/9
	1.O.3308	COUNTERSHAFT, THROTTLE, STARBOARD, GROUP				1	—		15/10
		Spares for :—							
2182	1.O.3306	LEVER, GROUP	5	—	A	15/5
		Consisting of :—							
	6.O.3306	Arm , 2" long	2	DTD610		
2183	11.O.3306	BOSS, GROUP	1	—	A	15/6
		Consisting of :—							
27S/49	B.R.E.½	Bearing	1	—	B	
	11a.O.3306	Boss	1	L40		
	11b.O.3306	Circlip	1	—		
28Q/12338	AS2229/413	Rivet , csk.hd, ½" dia. x 1 13/16" long	8	—	C	
	4.O.3307	Spindle	1	S11		15/7
2185	14.O.4205	Washer , felt	10	Felt	C	15/9
2184	13.O.4205	Washer , retaining	10	S3	C	15/8

**CONTROLS
POWER UNIT**

Ref. No.	Part No.	Description				No. off	Matl. Spec.	Cl. of	Plate and Illust'n No.
		1	2	3	4			St. M.R.	
		CONTROLS, ENGINE, FUSELAGE FRONT CENTRE PORTION (100.O.4200) (Cont'd)							
	1.O.3291	COUNTERSHAFT, PROPELLER'S PORT AND STARBOARD, GROUP ...				1	—		15/11
		Spares for :—							
2187	5.O.3291	Bearing, end					L40	C	15/12
2182	1.O.3306	LEVER, GROUP				1	—	A	15/5
		Consisting of :—							
	6.O.3306	Arm, 2" long				2	DTD610		
2183	11.O.3306	BOSS, GROUP				1	—	A	15/6
		Consisting of :—							
27S/49	B.R.E.½	Bearing, ball				1	—	B	
	11a.O.3306	Boss				1	L40		
	11b.O.3306	Circlip				1	—		
28Q/12338	AS2229/413	Rivet, csk.hd, ⅛" dia. x ⅜" long ...				8	—	C	
2186	2.O.3306	LEVER, GROUP				1	—		15/13
		Consisting of :—							
	7.O.3306	Arm, 2.144" long				2	DTD610		
2183	11.O.3306	BOSS, GROUP				1	—	A	15/6
		Consisting of :—							
27S/49	B.R.E.½	Bearing, ball				1	—	B	
	11a.O.3306	Boss				1	L40		
	11b.O.3306	Circlip				1	—		
28Q/12338	AS2229/413	Rivet, csk.hd, ⅛" dia. x ⅜" long ...				8	—	C	
2188	3.O.3306	LEVER, GROUP				1	—	A	15/14
		Consisting of :—							
	8.O.3306	Arm, 2.288" long				2	DTD610		
2183	11.O.3306	BOSS, GROUP				1	—	A	15/6
		Consisting of :—							
27S/49	B.R.E.½	Bearing, ball				1	—	B	
	11a.O.3306	Boss				1	L40		
	11b.O.3306	Circlip				1	—		
28Q/12388	AS2229/413	Rivet, csk.hd, ⅛" dia. x ⅜" long ...				8	—	C	
2189	4.O.3306	LEVER, GROUP				1	—	A	15/15
		Consisting of :—							
	9.O.3306	Arm, 2.432" long				2	DTD610		
2183	11.O.3306	BOSS, GROUP				1	—	A	15/6
		Consisting of :—							
27S/49	B.R.E.½	Bearing, ball				1	—	B	
	11a.O.3306	Boss				1	L40		
	11b.O.3306	Circlip				1	—		
28Q/12338	AS2229/413	Rivet, ⅛" dia. x ⅜" long csk.hd ...				8	—	C	

SHACKLETON Mk. 2

**CONTROLS
POWER UNIT**

Ref. No.	Part No.	Description				No. off	Matl. Spec.	Cl. of St.	Plate and Illust'n No.
		1	2	3	4			M.R.	
COUNTERSHAFT, PROPELLERS, PORT & STARBOARD (1.O.3291) (Cont'd)									
2190	5.O.3306	LEVER, GROUP				1	—	A	15/16
	10.O.3306	Consisting of :— Arm, 2.576" long				2	L72		
2183	11.O.3306	BOSS, GROUP				1	—	A	15/6
2A/9501177	B.R.E. $\frac{1}{2}$	Consisting of :— Bearing, ball				1	—	B	
	11a.O.3306	Boss				1	L40		
	11b.O.3306	Circlip				1	—		
28Q/12338	AS2229/413	Rivet, csk.hd, $\frac{1}{8}$" dia. x $\frac{11}{16}$" long				8	—	C	
3203	4.O.3291	Spindle				1	S11	C	15/17
2185	14.O.4205	Washer				10	Felt	C	15/9
2184	13.O.4205	Washer, retaining				9	S3	C	15/8
	1.O.3304	COUNTERSHAFT, REAR, PORT, GROUP				1	—		15/18
	2.O.3304	COUNTERSHAFT, REAR, STARBOARD, GROUP				1	—		15/19
2191	11.O.3304	Spares for :— Block, guard, for sprocket				8	BSS668	C	15/20
2192	18.O.3304	CHAIN, GROUP				6	—	A	15/21
	AS900/25P	Consisting of :— Chain, 8 m/m pitch				1	—		
	25.O.3304	Link				1	S1		
2193	23.O.3304	CHAIN, GROUP				2	—	A	15/22
	AS900/31P	Consisting of :— Chain, 8 m/m pitch				1	—		
	25.O.3304	Link				1	S1		
2194	10.O.3304	Pin				4	L40	C	15/23
3204	5.O.3304	PLATE, CENTRE BEARING, PORT, GROUP				1	—	C	15/24
3205	6.O.3304	PLATE, CENTRE BEARING, STARBOARD, GROUP				1	—	C	15/25
3206	19.O.3304	PLATE, END BEARING, PORT, GROUP				1	—	C	15/26
3207	20.O.3304	PLATE, END BEARING, STARBOARD, GROUP				1	—	C	15/27
3208	26.O.3304	PLATE, END BEARING, PORT, GROUP				1	—	C	15/28
3209	27.O.3304	PLATE, END BEARING, STARBOARD, GROUP				1	—	C	15/29
3210	21.O.3304	Spindle				2	S11	C	15/30
3211	8.O.3304	SPROCKET, C/W BEARING, GROUP				8	—	C	15/31
3212	15.O.3304	Washer				16	Felt	C	15/32
3213	9.O.3304	Washer, retaining				12	S1	C	15/33

CONTROLS
POWER UNIT

Ref. No.	Part No.	Description				No. off	Matl. Spec.	Cl. of St.	Plate and Illust'n No.
		1	2	3	4			M.R.	
		COUNTERSHAFT PROPELLERS, PORT, & STARBOARD (1.O.3291) (Cont'd)							
	1.O.3572	GUIDE, ROLLER, FOR ENGINE CONTROL THROTTLE RODS, BETWEEN FLOOR BEAMS E & C, GROUP				4	—		15/34
2831	7.O.3572	Spares for :— Bracket, angle				2	L72	C	15/35
	6.O.3572	Piece, packing				1	L72		
	4.O.3572	Plate				4	L72		
2830	3.O.3572	Roller				10	Tufnol	C	15/36
	9.O.3572	Shim				1	L72		
	5.O.3572	Spindle, tube, $\frac{5}{16}$" o/d x 17G				2	T35		
	2.O.3572	GUIDE, ROLLER, FOR ENGINE CONTROL THROTTLE & PROPELLER RODS BETWEEN FLOOR BEAMS, E & C, GROUP				1	—		15/37
		Spares for :—							
2832	8.O.3572	Bracket, angle				2	L72	C	15/38
	4.O.3572	Plate				4	L72		
2830	3.O.3572	Roller				10	Tufnol	C	15/36
	5.O.3572	Spindle, tube, $\frac{5}{16}$" o/d x 17G				2	T35		
	12.O.3572	GUIDE, ROLLER, FOR ENGINE CONTROL THROTTLE RODS BETWEEN FLOOR BEAMS E & C, GROUP				1	—		15/39
		Spares for :—							
2833	13.O.3572	Angle, (SS1793/112)				1	L72		
	11.O.3572	Bracket, angle				2	L72	C	15/40
	4.O.3572	Plate				4	L72		
2830	3.O.3572	Roller				10	Tufnol	C	15/36
	5.O.3572	Spindle, tube $\frac{5}{16}$" o/d x 17G				2	T35		
6886	1.O.3318	Fairlead, for tie rods				8	BSS668		
2198	1.O.3296	LINK, PROPELLER, TAKE OFF, INBOARD STARBOARD, GROUP				1	—	A	15/41
		Spares for :—							
5114	10.O.3313	Bolt, $\frac{1}{4}$" BSF x 1.8" long				1	S11		15/42
5821	8.O.3313	Bolt, 2 BA x 1.4" long				1	S11		15/43
5822	9.O.3313	Bolt, 2 BA x .8" long				1	S11		15/44
27KB/6	AS200/41P	Chain, inboard				1	—	B	15/45
5176	5.O.3319	Guard, and fairlead				1	BSS668		
	14.O.3313	Guard				1	BSS668		
	5.O.3313	Guard, chain				1	BSS668		
1880	3.O.3296	LINK, GROUP				1	—	A	15/46
	Skefko	Consisting of :—							
	CBS/O	Bearing, ball				2	—	B	
2A/9500409	3a.O.3296	Link				1	L40		
1881	1.O.3312	PEDESTAL, BRACKET, GROUP				1	—	C	15/47
		Consisting of :—							
	2.O.3312	Pedestal				1	L40		
	3.O.3312	Plate				1	L72		
28S/2809	AGS249/21	Screw, csk.hd, 4 BA x $\frac{3}{8}$" long				2	—	C	
1882	1.O.3315	SPROCKET AND LEVER, GROUP				1	—	C	15/48
		Consisting of :—							
	3.O.3315	Lever				1	L72		
28Q/11461	AS2229/310	Rivet, csk.hd, 90°, $\frac{3}{32}$" dia. x $\frac{5}{8}$" long				6	—	C	
	2.O.3315	Sprocket				1	L1 or L40		

SHACKLETON Mk. 2

**CONTROLS
POWER UNIT**

Ref. No.	Part No.	Description				No. off	Matl. Spec.	Cl. of St.	Plate and Illust'n No.
		1	2	3	4			M.R.	
		CONTROLS, ENGINE, FUSELAGE FRONT CENTRE PORTION (100.O.4200) (Cont'd)							
1883	2.O.3296	LINK, PROPELLER TAKE OFF, OUTBOARD STARBOARD, GROUP				1	—	A	15/49
		Spares for :—							
5114	10.O.3313	Bolt, 1/4" BSF x 1.8" long				1	S11	C	15/42
5821	8.O.3313	Bolt, 2 BA x 1.4" long				1	S11	C	15/43
5822	9.O.3313	Bolt, 2 BA x .8" long				1	S11	C	15/44
27KB/2	AS200/29P	Chain				1	—	B	15/50
	5.O.3313	Guard, chain				1	BSS668		
5116	13.O.3313	Guard				1	BSS668	C	
	6.O.3319	Guard, and fairlead				1	BSS668		
1880	3.O.3296	LINK, GROUP				1	—	A	15/46
		Consisting of :—							
2A/9500409	Skefko CBS/O	Bearing, ball				2	—	B	
	3a.O.3296	Link				1	L40		
1881	1.O.3312	PEDESTAL, BRACKET, GROUP ...				1	—	C	15/47
		Consisting of :—							
	2.O.3312	Pedestal				1	L40		
	3.O.3312	Plate				1	L72		
28S/2809	AGS249/21	Screw, csk.hd, 4 BA x 3/8" long ...				2	—	C	
1882	1.O.3315	SPROCKET AND LEVER, GROUP				1	—	C	15/48
		Consisting of :—							
	3.O.3315	Lever				1	L72		
28Q/11461	AS2229/310	Rivet, csk.hd, 90°, 3/32" dia. 5/8" x long ...				6	—	C	
	2.O.3315	Sprocket				1	L40 or L1		
1885	1.O.3319	LINK, PROPELLER, OUTBOARD, PORT, GROUP				1	—	A	15/51
		Spares for :—							
5821	8.O.3313	Bolt, 2 BA x 1.4" long				1	S11	C	
5822	9.O.3313	Bolt, 2 BA x .8" long				1	S11	C	
	10.O.3313	Bolt, 1/4" BSF x 1.8" long				1	S11		
27KB/4	AS200/35P	Chain, outboard				1	—	B	15/52
5117	14.O.3313	Guard, chain				1	BSS668	C	
5115	5.O.3313	Guard, chain				1	BSS668	C	
5176	5.O.3319	Guard, and fairlead				1	BSS668	C	
1880	3.O.3296	LINK, GROUP				1	—	A	15/46
		Consisting of :—							
2A/9501278	Skefko CBS/O	Bearing, ball				2	—	B	
	3a.O.3296	Link				1	L40		
1881	1.O.3312	PEDESTAL, BRACKET, GROUP ...				1	—	C	15/47
		Consisting of :—							
	2.O.3312	Pedestal				1	L40		
	3.O.3312	Plate				1	L72		
28S/2809	AGS249/21	Screw, csk.hd. 4 BA x 3/8" long ...				2	—	C	

CONTROLS
POWER UNIT

Ref. No.	Part No.	Description				No. off	Matl. Spec.	Cl. of St. M.R.	Plate and Illust'n No.
		1	2	3	4				
		LINK, PROPELLER, OUTBOARD, PORT, GROUP (1.O.3319) (Cont'd)							
1882	1.O.3315	SPROCKET AND LEVER, GROUP ...				1	—	C	15/48
		Consisting of :—							
	3.O.3315	Lever				1	L72		
28Q/11461	AS2229/310	Rivet, csk.hd, 90°, 3/32" dia.				6	—	C	
	2.O.3315	Sprocket				1	L1 or L40		
1887	2.O.3319	LINK, PROPELLER, INBOARD, PORT, GROUP				1	—	A	15/53
		Spares for :—							
5821	8.O.3313	Bolt, 2 BA x 1.4" long				1	S11		
5822	9.O.3313	Bolt, 2 BA x .8" long				1	S11		
5114	10.O.3313	Bolt, 1/4" BSF x 1.8" long				1	S11		
27KB/3	AS200/31P	Chain				1	—	B	15/54
	13.O.3313	Guard, chain				1	BSS668		
	5.O.3313	Guard, chain				1	BSS668		
	6.O.3319	Guard, and fairlead				1	BSS668		
1880	3.O.3296	LINK, GROUP				1	—	A	15/46
		Consisting of :—							
2A/9500409	Skefko CBS/O 3a.O.3296	Bearing, ball				2	—	B	
		Link				1	L40		
1881	1.O.3312	PEDESTAL, BRACKET, GROUP ...				1	—	C	15/47
		Consisting of :—							
	2.O.3312	Pedestal				1	L40		
28S/2809	3.O.3312	Plate				1	L72		
	AGS249/21	Screw, csk.hd, 4 BA x 3/8" long ...				2	—	C	
1882	1.O.3315	SPROCKET AND LEVER, GROUP				1	—	C	15/48
		Consisting of :—							
	3.O.3315	Lever				1	L72		
28Q/11471	AS2229/310	Rivet, csk. hd, 90° 3/32" dia. x 5/8" long ...				6	—	C	
	2.O.3315	Sprocket				1	L1 or L40		
1889	1.O.3294	LINK, THROTTLE, OUTBOARD, PORT, GROUP				1	—	A	15/55
		Spares for :—							
5821	8.O.3313	Bolt, 2 BA x 1.4" long				1	S11		
5822	9.O.3313	Bolt, 2 BA x .8" long				1	S11		
5114	10.O.3313	Bolt, 1/4" BSF x 1.8" long				1	S11		
27KB/5	AS200/37P	Chain				1	—	B	15/56
	13.O.3313	Guard, chain				1	BSS668		
	5.O.3313	Guard, chain				1	BSS668		
1891	6.O.3313	LINK, GROUP				1	—	A	15/57
		Consisting of :—							
2A/9500409	Skefko CBS/O 6a.O.3313	Bearing, ball				2	—	B	
		Link				1	L40		

SHACKLETON MK. 2

**CONTROLS
POWER UNIT**

Ref. No.	Part No.	Description				No. off	Matl. Spec.	Cl. of St.	Plate and Illust'n No.
		1	2	3	4			M.R.	
		LINK, THROTTLE, OUTBOARD, PORT, GROUP (1.O.3294) (Cont'd)							
1881	1.O.3312	PEDESTAL, BRACKET, GROUP ...				1	—	C	15/47
		Consisting of :—							
	2.O.3312	Pedestal				1	L40		
	3.O.3312	Plate				1	L72		
28S/2809	AGS249/21	Screw, csk.hd, 4 BA x $\frac{3}{8}$ " long ...				2	—	C	
1882	1.O.3315	SPROCKET AND LEVER, GROUP				1	—	C	15/48
		Consisting of :—							
	3.O.3315	Lever				1	L72		
28Q/11461	AS2229/310	Rivet, csk.hd, 90° $\frac{3}{32}$ " dia. x $\frac{5}{8}$ " long ...				6	—	C	
	2.O.3315	Sprocket				1	L1 or L40		
1892	2.O.3294	LINK, THROTTLE, INBOARD, PORT, GROUP				1	—	A	15/58
		Spares for :—							
5821	8.O.3313	Bolt, 2 BA x 1.4" long				1	S11		
5822	9.O.3313	Bolt, 2 BA x .8" long				1	S11		
5114	10.O.3313	Bolt, $\frac{1}{4}$ " BSF x 1.8" long				1	S11		
27KB/9	AS200/51P	Chain, inboard				1	—	B	15/59
	14.O.3313	Guard, chain				1	BSS668		
	5.O.3313	Guard, chain				1	BSS668		
1891	6.O.3313	LINK, GROUP				1	—	A	15/57
1881	1.O.3312	PEDESTAL, BRACKET, GROUP ...				1	—	C	15/47
		Consisting of :—							
	2.O.3312	Pedestal				1	L40		
	3.O.3312	Plate				1	L72		
28S/2809	AGS249/21	Screw, csk.hd, 4 BA x $\frac{3}{8}$ " long ...				2	—	C	
1882	1.O.3315	SPROCKET AND LEVER, GROUP				1	—	C	15/48
		Consisting of :—							
	3.O.3315	Lever				1	L72		
28Q/11461	AS2229/310	Rivet, csk.hd, 90° $\frac{3}{32}$ " dia. x $\frac{5}{8}$ " long ...				6	—	C	
	2.O.3315	Sprocket				1	L1 or L40		
1893	11.O.3313	LINK, INBOARD TAKE OFF THROTTLE, STARBOARD, GROUP				1	—	A	15/60
		Spares for :—							
5821	8.O.3313	Bolt, 2 BA x 1.4" long				1	S11		
5822	9.O.3313	Bolt, 2 BA x .8" long				1	S11		
5114	10.O.3313	Bolt, $\frac{1}{4}$ " BSF x 1.8" long				1	S11		
	AS200/49P	Chain				1	—		15/61
	13.O.3313	Guard, chain				1	BSS668		
	14.O.3313	Guard, chain				1	BSS668		
	5.O.3313	Guard, chain				1	BSS668		
1891	6.O.3313	LINK, GROUP				1	—	A	15/57
		Consisting of :—							
2A/9500409	Skefko	Bearing, ball				2	—	B	
	CBS/O	Link				1	L40		
	6a.O.3313								

CONTROLS
POWER UNIT

Ref. No.	Part No.	Description				No. off	Matl. Spec.	Cl. of St.	Plate and Illust'n No.
		1	2	3	4			M.R.	
		LINK, INBOARD TAKE OFF THROTTLE, STARBOARD, GROUP (11.O.3313) (Cont'd)							
1881	1.O.3312	PEDESTAL, BRACKET, GROUP ...				1	—	C	15/47
		Consisting of:—							
	2.O.3312	Pedestal				1	L40		
28S/2809	3.O.3312	Plate				1	L72		
	AGS249/21	Screw, csk.hd, 4 BA x $\frac{3}{8}$ " long ...				2	—	C	
1882	1.O.3315	SPROCKET AND LEVER, GROUP...				1	—	C	15/48
		Consisting of:—							
	3.O.3315	Lever				1	L72		
28Q/11461	AS2229/310	Rivet, csk.hd, 90° $\frac{3}{32}$ " dia. $\frac{5}{8}$ " long ...				6	—	C	
	2.O.3315	Sprocket				1	L1 or L40		
1894	12.O.3313	LINK, OUTBOARD TAKE OFF THROTTLE STARBOARD, GROUP ...				1	—	A	15/62
		Spares for:—							
5821	8.O.3313	Bolt, 2 BA x 1.4" long				1	S11	C	
5822	9.O.3313	Bolt, 2 BA x .8" long				1	S11	C	
5114	10.O.3313	Bolt, $\frac{1}{4}$ " BSF x 1.8" long				1	S11		
27KB/2	AS200/27P	Chain, outboard				1	—	B	15/63
	13.O.3313	Guard, chain				1	BSS668		
	14.O.3313	Guard, chain				1	BSS668		
	5.O.3313	Guard, chain				1	BSS668		
1891	6.O.3313	LINK, GROUP				1	—	A	15/57
		Consisting of:—							
2A/9500409	Skefko	Bearing, ball				2	—	B	
	CBS/O	Link				1	L40		
	6a.O.3313								
1881	1.O.3312	PEDESTAL, BRACKET, GROUP ...				1	—	C	15/47
		Consisting of:—							
	2.O.3312	Pedestal				1	L40		
28S/2809	3.O.3312	Plate				1	L72		
	AGS249/21	Screw, csk.hd, 4 BA x $\frac{3}{8}$ " long ...				2	—	C	
1882	1.O.3315	SPROCKET AND LEVER, GROUP				1	—	C	15/48
		Consisting of:—							
	3.O.3315	Lever				1	L72		
28Q/11461	AS2229/310	Rivet, csk.hd, 90° $\frac{3}{32}$ " dia. x $\frac{5}{8}$ " long ...				6	—	C	
	2.O.3315	Sprocket				1	L1 or L40		
1189	1.O.3446	LINK, SIDE, THROTTLE, PORT, GROUP				5	—	A	15/64
1190	2.O.3446	LINK, SIDE, THROTTLE, STARBOARD, GROUP				5	—	A	15/65
		Consisting of:—							
28R/13504	R. & M.	Bearing, rod end				2	—	A	
28M/780	CM $\frac{3}{16}$ " B	Locknut $\frac{3}{8}$ " BSF				2	—	C	
28Q/1989	A16Y/J.T.	Rivet, $\frac{3}{32}$ " dia. snap hd.				4	—	C	
5193	AS455/312	Socket, screwed, for end bearing ...				1	S1	C	
5194	5.O.3446	Socket, screwed, for end bearing ...				1	S1	C	
	6.O.3446	Tube, $\frac{5}{8}$ " o/d port				1	T4		
	1a.O.3446	Tube, $\frac{5}{8}$ " o/d starboard				1	T4		
	2a.O.3446								

**CONTROLS
POWER UNIT**

Ref. No.	Part No.	Description				No. off	Matl. Spec.	Cl. of St.	Plate and Illust'n No.
		1	2	3	4			M.R.	
		CONTROLS, ENGINE, FUSELAGE FRONT CENTRE PORTION (100.O.4200) (Cont'd)							
1191	3.O.3446	LINK, SIDE, PROPELLER, PORT, GROUP				5	—	A	15/66
1192	4.O.3446	LINK, SIDE, PROPELLER, STARBOARD, GROUP				5	—	A	15/67
		Consisting of :—							
28R/13504	R. & M.	Bearing, rod end				2	—	A	
28M/780	CM $\frac{3}{16}$ " B	Locknut $\frac{3}{8}$ " BSF				2	—	C	
28Q/1989	A.16Y/J.T.	Rivet, $\frac{3}{32}$ " snap hd				4	—	C	
	AS455/312	Socket, screwed, for end bearing ...				1	S1		
	5.O.3446	Socket, screwed, for end bearing ...				1	S1		
	6.O.3446	Tube, $\frac{5}{8}$ " o/d port				1	T4		
	3a.O.3446	Tube, $\frac{5}{8}$ " o/d starboard				1	T4		
	4a.O.3446								
	—	MOUNTING, MICRO SWITCHES, PORT AND STARBOARD, GROUP (11 & 12.O.3514)				1	—		
		Spares for :—							
3214	15.O.3330	Anchorage, spring				2	S1	C	15/68
5X/9402147	—	Body, terminal block				1	—	C	
3215	10.O.3330	Bracket, mounting				1	BSS972	C	15/69
3216	5.O.3514	Bracket, mounting, fairlead				1	L72	C	15/70
3217	6.O.3514	Bracket, mounting, fairlead				1	L72	C	15/71
2166	2.O.3368	CAMSHAFT, PORT, GROUP ...				1	—	C	15/72
2169	2.O.3331	CAMSHAFT, STARBOARD, GROUP				1	—	C	15/73
13070	1SS3315	Clip, for cable				1	—	C	
5X/9402795	—	Cover				1	—	C	
2048	9.O.3330	Fairlead, for camshaft, Stbd. ...				1	BSS972	C	15/74
2049	8.O.3356	Fairlead, for camshaft, Port ...				1	BSS972	C	15/75
	911SS4000	Label, " Undercarriage Warning "				1	DTD213		
	186V4424	Label, " TB 186 " port				1	—		
	188V4424	Label, " TB 188 " starboard ...				1	—		
2050	6.O.3330	Lever, Port				1	DTD300/683	C	15/76
2051	11.O.3330	Lever, Starboard				1	DTD300/683	C	15/77
7890	3.O.3514	Plate, mounting, port				1	L72	C	
	4.O.3514	Plate, mounting, starboard				1	L72		
3218	7.O.3330	Roller				1	BSS972	C	15/78
5X/9402799	—	Socket, terminal, 19 amp. Stbd ...				2	—	C	
13445	AT31154	Spring				1	—	C	
5CW/4098	—	Switches, micro				1	—	B	
2055	48.O.4200	Nut, locking, $\frac{3}{8}$ " BSF, RH				10	B13	C	15/79
2056	49.O.4200	Nut, locking, $\frac{3}{8}$ " BSF, LH				10	B13	C	15/80

CONTROLS
POWER UNIT

Ref. No.	Part No.	Description				No. off	Matl. Spec.	Cl. of St.	Plate and Illust'n No.
		1	2	3	4			M.R.	
		CONTROLS, ENGINE, FUSELAGE FRONT CENTRE PORTION (100.O.4200) (Cont'd)							
	1.O.3531	PEDESTAL, ENGINE CONTROL, PORT, GROUP				1	—		15/81
	1.O.3537	PEDESTAL, ENGINE CONTROL, STARBOARD, GROUP				1	—		15/82
1506	64.O.4202	Spares for :— Bolt , csk.hd, 2 BA, for knob on levers ...				10	—	C	15/83
	2.O.3531	BOX, STRUCTURE, PORT, GROUP				1	—		
	2.O.3537	BOX, STRUCTURE, STARBOARD, GROUP				1	—		
15110	7.O.3531	Cam , end				1P 2S	S1	C	15/84
	26.O.3531	Cam , end, port				1	S1		15/85
3219	32.O.4202	Cap , end, outer				2S 1P	S1	C	15/86
	27.O.3531	Cap , end, port				1	S1		15/87
5031	13.O.2794	Disc , friction between levers				4P 8S	—	C	15/88
5033	38.O.4202	Disc , friction between levers				4P 8S	—	C	15/89
5032	17.O.2794	Disc , friction				1P 2S	—	C	15/90
5270	50.O.3531	Disc , friction, port				4	—		15/91
5271	51.O.3531	Disc , friction, port				4	—		15/92
5272	52.O.3531	Disc , friction, port				4	—		15/93
	30.O.4202	GATE, PORT, GROUP				1	—		
	31.O.4202	GATE, STARBOARD, GROUP				1	—		
	60.O.4202	GATE, LEVER, PORT, GROUP				1	—		
	61.O.4202	GATE, LEVER, STARBOARD, GROUP				1	—		
3220	48.O.4202	GRILL, SEALING, PORT, GROUP				1	—	C	15/94
3221	49.O.4202	GRILL, SEALING, STARBOARD, GROUP				1	—	C	15/95
6910	48b.O.4202	Spares for :— Seal , $\frac{1}{8}$ " smooth 'Gaco' Hardnxe 50, 24 $\frac{1}{2}$ " x 6 $\frac{1}{4}$ "				1	Black Rubber	C	
5824	48d.O.4202	Seal , rubber fabric				1	DTD790	C	
		HANDLE, LOCKING, RUDDER, PORT (35.O.3531) (See Flying Controls—Locking)							
3222	AS1908/A	Knob , for levers (sea grey)				6	—	C	
9342	AS1914/E	Knob , for levers, propellers (sea grey) ...				4	—	C	

SHACKLETON Mk. 2

**CONTROLS
POWER UNIT**

Ref. No.	Part No.	Description				No. off	Matl. Spec.	Cl. of St.	Plate and Illust'n No.
		1	2	3	4			M.R.	
		PEDESTAL, ENGINE CONTROL, PORT AND STARBOARD, GROUP (1.O.3531 & 1.O.3537) (Cont'd)							
3224	27.O.4202					1	—	C	15/96
3225	28.O.4202					1	—	C	15/97
3226	36.O.4202					4	—	C	15/98
3227	37.O.4202					4	—	C	15/99
	1.O.3561					1	—		15/100
3229	66.O.4202					1	—	C	15/101
	1.O.3560					4	—	C	15/102
3231	68.O.4202					4	—		15/103
4782	1R3490					1	—	C	10/31
	5R3403					1	—		10/36
1628	12.O.3427					5	—	A	15/104
1503	16.O.3372					1	—	C	15/105
	16b.O.3372 R. & M.					1	S1 or S21		
28R/13504	CM.3/16B					1	—	B	
28Q/1979	AS455/310					1	—	C	15/106
	8.O.3427								
28R/13504	C.M.3/16B					1	—	A	
2057	7.O.3427					1	S1 or S21	C	15/107
28Q/1979	AS455/310					1	—	C	
28L/780	A16Y/JT					1	—	C	
28Q/10575	AS455/413					4	—	C	
2058	6.O.3427					1	S1	C	15/108
2059	3.O.3427					1	T4	C	15/109

CONTROLS
POWER UNIT

Ref. No.	Part No.	Description				No. off	Matl. Spec.	Cl. of St.	Plate and Illust'n No.
		1	2	3	4			M.R.	
		PEDESTAL, ENGINE CONTROL, PORT AND STARBOARD, GROUP (1.O.3531 & 1.O.3537) (Cont'd)							
1235	2.O.3427	ROD, CONNECTING PROPELLER, GROUP				1	—	A	15/110
	5.O.3427	Consisting of :— BEARING, ROD END, GROUP ...				1	—		15/111
	14.O.3427	Consisting of :— Adjuster, screwed				1	S1		
28R/13504	CM3/16B	Bearing, ball				1	—	A	
28Q/1979	AS455/310	Rivet, snap hd, $\frac{3}{32}$" dia. x $\frac{5}{8}$" long ...				1	—	C	
	8.O.3427	BEARING, ROD END, GROUP ...				1	—		15/106
	CM3/16B	Consisting of :— Bearing				1	—	A	
28R/13504	7.O.3427	Plug, screwed				1	S1 or S21	C	15/107
2057	AS455/310	Rivet, snap hd, $\frac{3}{32}$" dia. x $\frac{5}{8}$" long ...				1	—	C	
28Q/1979									
28Q/10575	AS455/413	Rivet, snap hd, $\frac{1}{8}$" dia. x $\frac{13}{16}$" long ...				4	—	C	
2058	6.O.3427	Socket				1	S1	C	15/108
2060	4.O.3427	Tube, propeller $\frac{1}{2}$" o/d x 17g ...				1	T4	C	15/109
	10.O.3427	ROD, CONNECTING PROPELLER INBOARD, PORT, GROUP				1	—		15/112
	5.O.3427	Consisting of :— BEARING, ROD END, GROUP ...				1	—		15/111
	14.O.3427	Consisting of :— Adjuster, screwed				1	S1		
28R/13504	CM3/16B	Bearing, ball				1	—	A	
28Q/1979	AS455/310	Rivet, snap hd, $\frac{3}{32}$" dia. x $\frac{3}{8}$" long ...				7	—	C	
	8.O.3427	BEARING, ROD END, GROUP ...							15/106
	CM3/16B	Consisting of :— Bearing, ball				1	—	A	
28R/13504	7.O.3427	Plug, screwed				1	S1 or S21	C	15/107
2057	AS455/310	Rivet, snap hd, $\frac{3}{32}$" dia. x $\frac{3}{8}$" long ...				1	—	C	
28Q/1979									
28Q/10575	AS455/413	Rivet, snap hd, $\frac{1}{8}$" dia. x $\frac{13}{16}$" long ...				4	—	C	
2058	6.O.3427	Socket				1	S1	C	15/108
	9.O.3427	Tube, propeller $\frac{1}{2}$" o/d x 17G x 29" long				1	T4 or DTD464A		
	28.O.3531	SHAFT, PORT, GROUP				1	—		
	11.O.3531	Spindle, for throttle levers				1P 2S	S96	C	
	31.O.3531	Spindle, for throttle levers, port ...				1	S96		
986	1.O.3281	ROD, CONNECTING, THROTTLE LOCK, STARBOARD, INBOARD AND STARBOARD, OUTBOARD, PORT, GROUP				3	—	C	15/113
	3.O.3281	Consisting of :— Fork, end fitting				1	S1		
28Q/5988	AS161/412	Rivet, csk, hd, $\frac{1}{8}$" dia.				4	—	C	
	4.O.3281	Socket, RH				1	S1		
	1a.O.3281	Tube, $\frac{5}{8}$" dia. x 20G				1	T4		

**CONTROLS
POWER UNIT**

Ref. No.	Part No.	Description				No. off	Matl. Spec.	Cl. of St.	Plate and Illust'n No.
		1	2	3	4			M.R.	
		CONTROLS, ENGINE, FUSELAGE FRONT CENTRE PORTION, GROUP (100.O:4200) (Con'td)							
987	2.O.3281	ROD, CONNECTING, PROPELLER LOCK STARBOARD, INBOARD AND STARBOARD, OUTBOARD, PORT, GROUP				3	—	C	15/114
		Consisting of:—							
28Q/5988	3.O.3281	Fork, end fitting				1	S1		
	AS161/412	Rivet, csk.hd, $\frac{1}{8}$ " dia.				4	—	C	
	4.O.3281	Socket, RH				1	S1		
	2a.O.3281	Tube, $\frac{1}{8}$ " dia. x 20G				1	T4		
990	1.O.3282	ROD, CONNECTING, THROTTLE PORT, OUTBOARD, PORT, GROUP				1	—	C	15/115
		Consisting of:—							
	6.O.3282	Block, link				1	S1 or S11		
28Q/5988	3.O.3281	Fork, end fitting				1	S1		
	AS161/412	Rivet, csk.hd, 90°, $\frac{1}{8}$ " dia.				8	—	C	
	4.O.3281	Socket, RH				1	S1		
	1a.O.3282	Tube, $\frac{1}{8}$ " dia. x 20G x 4 $\frac{1}{2}$ " long				1	T4		
	1b.O.3282	Tube, $\frac{1}{8}$ " dia. x 20G x 16 $\frac{3}{8}$ " long				1	T4		
991	2.O.3282	ROD, CONNECTING, THROTTLE, PORT INBOARD, PORT, GROUP				1	—	C	15/116
		Consisting of:—							
	6.O.3282	Block, link				1	S1 or S11		
28Q/5988	3.O.3281	Fork, end fitting				1	S1		
	AS161/412	Rivet, csk.hd, 90°, $\frac{1}{8}$ " dia.				8	—	C	
	4.O.3281	Socket, RH				1	S1		
	2a.O.3282	Tube, $\frac{1}{8}$ " dia. x 20G x 12 $\frac{7}{8}$ " long				1	T4		
	2b.O.3282	Tube, $\frac{1}{8}$ " dia. x 20G x 8 $\frac{1}{4}$ " long				1	T4		
992	3.O.3282	ROD, CONNECTING, PROPELLER, PORT, INBOARD, PORT, GROUP				1	—	C	15/117
		Consisting of:—							
	6.O.3282	Block, link				1	S1 or S11		
28Q/5988	3.O.3281	Fork, end fitting				1	S1		
	AS161/412	Rivet, csk.hd, 90°, $\frac{1}{8}$ " dia.				8	—	C	
	4.O.3281	Socket, RH				1	S1		
	3a.O.3282	Tube, $\frac{1}{8}$ " o/d x 20G x 18" long				1	T4		
	3b.O.3282	Tube, $\frac{1}{8}$ " o/d x 20G x 5 $\frac{7}{8}$ " long				1	T4		
993	4.O.3282	ROD, CONNECTING, PROPELLER, PORT OUTBOARD, PORT, GROUP				1	—	C	15/118
		Consisting of:—							
	6.O.3282	Block, link				1	S1 or S11		
28Q/5988	3.O.3281	Fork, end fitting				1	S1		
	AS161/412	Rivet, csk.hd, 90°, $\frac{1}{8}$ " dia.				8	—	C	
	4.O.3281	Socket, RH				1	S1		
	4a.O.3282	Tube, $\frac{1}{8}$ " o/d x 20G x 4 $\frac{3}{4}$ " long				1	T4		
	4b.O.3282	Tube, $\frac{1}{8}$ " o/d x 20G x 19" long				1	T4		

CONTROLS
POWER UNIT

Ref. No.	Part No.	Description				No. off	Matl. Spec.	Cl. of St.	Plate and Illust'n No.
		1	2	3	4			M.R.	
		CONTROLS, ENGINE, FUSELAGE FRONT CENTRE PORTION (100.O.4200) (Cont'd)							
988	1.O.3283	Spares for :— ROD, CONNECTING, THROTTLE LOCK, PORT INBOARD AND PORT OUTBOARD, STARBOARD, GROUP				3	—	C	15/119
		Consisting of :—							
28Q/5988	3.O.3281	Fork, end fitting				1	S1		
	AS161/412	Rivet, csk.hd, 90° x 1/8" dia.				4	—	C	
	3.O.3283	Socket, LH				1	S1		
	1a.O.3283	Tube, 5/8" o/d x 20G x 21 1/2" long				1	T4		
989	2.O.3283	ROD, CONNECTING, PROPELLER, LOCK LH INBOARD AND LH OUTBOARD, STARBOARD, GROUP				3	—	C	15/120
		Consisting of :—							
28Q/5988	3.O.3281	Fork, end fitting				1	S1		
	AS161/412	Rivet, csk.hd, 90°, 1/8" dia.				4	—		
	3.O.3283	Socket, LH				1	S1		
	2a.O.3283	Tube, 5/8" o/d x 20g x 24" long				1	T4		
994	1.O.3284	ROD, CONNECTING, THROTTLE, STARBOARD INBOARD, STARBOARD, GROUP				1	—	C	15/121
		Consisting of :—							
28Q/5988	6.O.3282	Block, link				1	S1 or S11		
	3.O.3281	Fork, end fitting				1	S1		
	AS161/412	Rivet, csk.hd, 90° x 1/8" dia.				8	—	C	
	3.O.3283	Socket, LH				1	S1		
	1a.O.3284	Tube, 5/8" dia. x 20g x 8 1/2" long				1	T4		
	1b.O.3284	Tube, 5/8" dia. x 20g x 12 7/8" long				1	T4		
995	2.O.3284	ROD, CONNECTING, THROTTLE, STARBOARD, OUTBOARD, STARBOARD, GROUP				1	—	C	15/122
		Consisting of :—							
28Q/5988	6.O.3282	Block, link				1	S1 or S11		
	3.O.3281	Fork, end fitting				1	S1		
	AS161/412	Rivet, csk.hd, 90°, 1/8" dia.				8	—	C	
	3.O.3283	Socket, LH				1	S1		
	2a.O.3284	Tube, 5/8" dia. x 20g x 16 1/2" long				1	T4		
	2b.O.3284	Tube, 5/8" dia. x 20G x 4 1/2" long				1	T4		

**CONTROLS
POWER UNIT**

Ref. No.	Part No.	Description				No. off	Matl. Spec.	Cl. of St.	Plate and Illust'n No.
		1	2	3	4			M.R.	
		CONTROLS, ENGINE, FUSELAGE FRONT CENTRE PORTION (100.O.4200) (Cont'd)							
996	3.O.3284	ROD, CONNECTING, PROPELLER, STARBOARD OUTBOARD, STARBOARD GROUP				1	—	C	15/123
		Consisting of:—							
	6.O.3282	Block, link				1	S1 or S11		
	3.O.3281	Fork, end fitting				1	S1		
29Q/5988	AS161/412	Rivet, csk.hd, 90°, 1/8" dia.				8	—		
	3.O.3283	Socket, LH				1	S1		
	3a.O.3284	Tube, 5/8" dia. x 20g x 19" long				1	T4		
	3b.O.3284	Tube, 5/8" dia. x 10g x 4 3/4" long				1	T4		
997	4.O.3284	ROD, CONNECTING PROPELLER, STARBOARD INBOARD, STARBOARD GROUP				1	—	C	15/124
		Consisting of:—							
	6.O.3282	Block link				1	S1 or S11		
	3.O.3281	Fork end fitting				1	S1		
29Q/5988	AS161/412	Rivet csk.hd, 90°, 1/8" dia.				8	—	C	
	3.O.3283	Socket LH				1	S1		
	4a.O.3284	Tube 5/8" dia. x 20g x 5 7/8" long				1	T4		
	4b.O.3284	Tube, 5/8" dia. x 20g x 17 3/8" long				1	T4		
5329	2.O.3735	Rod, tie, 121" long 4 BA (Mod. 568)				6	S62 or S80	C	
5330	3.O.3735	Rod, tie, 102" long 4 BA (Mod. 568)				2	S62 or S80	C	
5331	52.O.4200	Rod, tie, 132 3/8" long 4 BA (Mod. 568)				2	S62 or S80	C	
5332	5.O.3735	Rod, tie, 126" long 4 BA (Mod. 568)				2	S62 or S80	C	
5336	6.O.3735	Rod, tie, 131" long 4 BA (Mod. 568)				2	S62 or S80	C	
28A/1349	6.O.2998	Rod, tie, 38" long 4 BA (Pre Mod. 167)				1	W8	C	
28A/1342	9.O.2998	Rod, tie, 13 1/4" long 4 BA (Pre Mod. 167)				2	W8	C	
5335	56.O.4200	Rod, tie, 10 11/16" long (Mod. 568)				2	S62 or S80	C	
28A/7421	2.O.2210	Rod, tie, 111 5/8" long 4 BA (Pre Mod. 167)				1	W8	C	
28A/1365	5.O.2382	Rod, tie, 69 1/2" long 4 BA (Pre Mod. 167)				1	W8	C	
5337	1.O.3741	Rod, tie, 134 7/16" long, 4 BA (Mod. 568)				1	S62 or S80	C	
5334	55.O.4200	Rod, tie, 92" long, 4 BA (Mod. 568)				1	S62 or S80	C	
5333	1.O.3736	Rod, tie, 39" long 4 BA (Mod. 568)				1	S62 or S80	C	
999	46.O.4200	Screw, tie, adjusting				10	S2 or S11	C	

CONTROLS
POWER UNIT

Ref. No.	Part No.	Description				No. off	Matl. Spec.	Cl. of St.	Plate and Illust'n No.
		1	2	3	4			M.R.	
CONTROLS, ENGINE, ALONG FRONT SPAR FUSELAGE CENTRE PORTION, PORT & STARBOARD, GROUP (2.O.3311)									
Spares for :—									
13100	20.O.2186	Adjuster, tie rods				16	S1	C	15/136
2062	1.O.3310	BOX, SPROCKET, INNER, PORT, GROUP				1	—	A	16/137
2063	2.O.3310	BOX, SPROCKET, INNER, STARBOARD, GROUP				1	—	A	16/138
Spares for :—									
2064	7.O.3310	Bolt, special ¼" BSF for sprocket ...				2	S11	C	16/139
	3.O.3310	BOX, RIVETED, PORT, GROUP ...				1	—		
	4.O.3310	BOX, RIVETED, STARBOARD, GROUP				1	—		
	AS200/55P	CHAIN, GROUP				1	—		16/140
27KB/64	AS908/45P	CHAIN, GROUP				4	—	B	16/141
27KB/9	AS200/51P	CHAIN, PORT, GROUP				1	—	B	16/142
27KB/11	AS200/67P	CHAIN, PORT, GROUP				1	—	B	16/143
27KB/8	AS200/47P	CHAIN, PORT, GROUP				1	—	B	16/144
27KB/12	AS200/69P	CHAIN, STARBOARD, GROUP ...				1	—	B	16/145
27KB/7	AS200/43P	CHAIN, STARBOARD, GROUP ...				1	—	B	16/146
	AS200/49P	CHAIN, STARBOARD, GROUP ...				1	—		16/147
3232	31.O.3310	Collar, sprocket				2	S1	C	16/148
3233	32.O.3310	Collar, sprocket				2	S1	C	16/149
3234	8.O.3310	Guard, chain				1	BSS668	C	16/150
3235	9.O.3310	Guard, chain				1	BSS668	C	16/151
3236	24.O.3310	Guard, chain				1	BSS668	C	16/152
3237	25.O.3310	Guard, chain				1	BSS668	C	16/153
3238	29.O.3310	Guard, chain				2	BSS668	C	16/154
2067	35.O.3310	SPROCKET, THROTTLE, GROUP...				2	—	A	16/155
Consisting of :—									
27S/63	S.I.B.	Bearing, ball				1	—	B	
	35a.O.3310	Sprocket				1	L1 or L40		
	35b.O.3310	Tube, spacer				1	T35		
2068	36.O.3310	SPROCKET, AIRSCREW, GROUP ...				2	—	A	16/156
Consisting of :—									
27S/63	S.I.B.	Bearing, ball				2	—	B	
	36a.O.3310	Sprocket				1	L1 or L40		
	36b.O.3310	Tube, spacer				1	T35		

**CONTROLS
POWER UNIT**

Ref. No.	Part No.	Description				No. off	Matl. Spec.	Cl. of St.	Plate and Illust'n No.
		1	2	3	4			M.R.	
		CONTROLS, ENGINE, ALONG FRONT SPAR, FUSELAGE FRONT CENTRE PORTION, PORT & STARBOARD (2.O.3311) (Cont'd)							
2834	9.O.2988	BOX, SPROCKET, BETWEEN U/C BEAMS PORT, GROUP				1	—	A	16/157
2835	10.O.2988	BOX, SPROCKET, BETWEEN U/C BEAMS STARBOARD, GROUP				1	—	A	16/158
	28.O.2196	Spares for :— Bolt , special hd, $\frac{1}{4}$ " BSF x 1" long at joint, sprocket box top				2	S1		16/159
	29.O.2196	Bolt , hex.hd, $\frac{1}{4}$ " BSF x $\frac{29}{32}$ " long at joint at box bottom				2	S1		16/160
	30.O.2196	Bolt , hex.hd, $\frac{1}{4}$ " BSF x $\frac{31}{32}$ " long for sprocket				2	S1		16/161
2071	32.O.2196	Bolt , hex.hd, $\frac{1}{4}$ " BSF x $1\frac{7}{8}$ " long for sprocket				2	S1	C	16/162
	AS334/25P 25P/25P	CHAIN, PORT, GROUP				1	—		16/163
	AS334/33P 25P/33P	CHAIN, PORT, GROUP				1	—		16/164
	AS334/29P 25P/29P	CHAIN, STARBOARD, GROUP				1	—		16/165
6940	AS334/37P 25P/37P	CHAIN, STARBOARD, GROUP				1	—	B	16/166
2844	4.O.2383	LEVER & SPROCKET, GROUP				2	—	A	16/167
2073	8.O.2196	SPROCKET, GROUP				4	—	A	16/168
		Consisting of :—							
2A/9501175	B.R.E. $\frac{1}{4}$ 8a.O.2196	Bearing , ball				1	—	B	
		Sprocket				1	L1 or L40		
26EA/17706 13381 13380	6.O.2747 7.O.2747 5.O.2747 12.O.2196	Tube , distance, c/shaft centre				1	BSS668	C	16/169
		Tube , distance, c/shaft end port				1	BSS668	C	16/170
		Tube , distance, c/shaft end starboard				1	BSS668	C	16/171
		Tube , distance, 22G x $\frac{7}{8}$ " o/d x $7\frac{1}{16}$ " long				1	T4 or DTD440/445		
26EA19053	14.O.2196	Tube , distance, $1\frac{1}{8}$ " dia. x 2" long				1	Tufnol		
	27.O.2196	Tube , distance, $1\frac{1}{8}$ " dia. x $1\frac{1}{4}$ " long				1	Tufnol	C	
	13.O.2196	Tube , distance, 17G x 1" o/d x $6\frac{7}{16}$ " long				1	DTD440/445		
	35.O.2196	Tube , shim 22G x $1\frac{1}{8}$ " o/d x $\frac{3}{8}$ " long				1	F45		
3239	14.O.3311	Fairlead , for tie rods				1	BSS668	C	15/172
3240	15.O.3311	Fairlead , for tie rods				1	BSS668	C	15/173
3241	12.O.3311	Fairlead , for tie rods				1	BSS668	C	15/174
3242	13.O.3311	Fairlead , for tie rods				1	BSS668	C	15/175

CONTROLS
POWER UNIT

Ref. No.	Part No.	Description				No. off	Matl. Spec.	Cl. of St.	Plate and Illust'n No.
		1	2	3	4			M.R.	
		CONTROLS, ENGINE, ALONG FRONT SPAR, FUSELAGE FRONT CENTRE PORTION, PORT & STARBOARD GROUP (2.O.3311) (Cont'd)							
2074	1.O.3230	LAYSHAFT, ON U/C BEAM, PORT, GROUP				1	—	A	16/176
2075	2.O.3230	LAYSHAFT, ON U/C BEAM, STARBOARD, GROUP				1	—	A	16/177
		Spares for :—							
	3.O.3230	Bracket, top, port				1	S3		
	4.O.3230	Bracket, top, starboard				1	S3		
	7.O.3230	Bracket, bottom, port				1	S3		
	8.O.3230	Bracket, bottom, starboard				1	S3		
	AS200/55P	Chain, propeller, inner, port				1	—		16/178
	AS200/53P	Chain, throttle, inner, port				1	—		16/179
27KB/7	AS200/43P	Chain, throttle and propeller, outer, port				2	—	B	16/180
27KB/1	AS200/25P	Chain, throttle and propeller, outer, starboard				2	—	B	16/181
	AS200/59P	Chain, throttle and propeller, inner, starboard				2	—		16/182
3243	5.O.3230	Guard, chain, port				1	S3	C	16/183
3244	6.O.3230	Guard, chain, starboard				1	S3	C	16/184
3245	9.O.3230	Guard, chain, front				1	S3	C	16/185
3246	8.O.2353	SPROCKET, DOUBLE, GROUP ...				2	—	C	16/186
		Consisting of :—							
	Skf No. 1.132358	Bearing, ball				2	—	B	
2A/9500419	8a.O.2353	Sprocket				1	L40		
	8c.O.2353	Tube, spacer				1	T45		
13488	9.O.2924	Washer				4	L72	C	16/187
28A/7421	2.O.2210	Rod, tie, 4 BA, 111-$\frac{5}{8}$" long, throttle and propeller, inboard, starboard				4	W8	C	15/188
28A/7423	2.O.2379	Rod, tie, 4 BA 121" long, throttle and propeller, inboard, port				4	W8	C	15/189
28A/7427	19.O.2379	Rod, tie, 4 BA, 137" long, throttle outboard, port and starboard				4	W8	C	15/190
28A/	4.O.2998	Rod, tie, 4 BA, propeller outboard, port and starboard				4	W8	C	15/191
28A/7423	11.O.2379	Rod, tie, 4 BA, 118$\frac{3}{4}$" long throttle and propeller, port				4	W8	C	15/192
7626	12.O.2379	Rod, tie, 4 BA, 126" long throttle and propeller, starboard				4	W8	C	15/193
	9.O.3311	Strip, rubbing 1/b u/c beam				2	BSS668		15/194

SHACKLETON Mk. 2

**CONTROLS
POWER UNIT**

Ref. No.	Part No.	Description				No. off	Matl. Spec.	Cl. of	Plate and Illust'n No.
		1	2	3	4			St. M.R.	
		CONTROLS, ENGINE, FRONT SPARTO BULKHEAD, INBOARD, PORT & STARBOARD (1.O.4255)							
		Spares for :—							
1502	2.O.4255	Bolt , hex.hd, 2 BA, connecting propeller con. rods, to fork end on countershaft				2	S2 or S11	C	16/195
2846	14E2651	Bolt , special, control to countershaft ...				2	S82	C	16/227
2782	21.O.4257	Bush , control joint ...				2	S94 or S96	C	16/196
2077	1.O.4256	COUNTERSHAFT, ON ENGINE BULKHEAD, GROUP				1	—	C	16/197
		Spares for :—							
2078	1.O.3226	COUNTERSHAFT, OUTER, GROUP				1	—	C	16/198
		Spares for :—							
13243	4.O.2190	BEARING, PEDESTAL, GROUP...				2	—	C	16/199
2079	3.O.3226	Lever , flange ...				1	L40	C	16/200
	11.O.2518	Lever , flange ...				2	L1	C	16/201
2080	4.O.3227	Lever , fork end ...				1	L40	C	16/202
2081	6.O.3226	Lever , arm ...				1	S3	C	16/203
	1.O.3227	COUNTERSHAFT, INNER, GROUP				1	—	C	16/204
		Spares for :—							
13243	4.O.2190	BEARING, PEDESTAL, GROUP...				2	—	C	16/199
2082	3.O.3227	Bush , for tube ...				1	L40	C	16/205
13739	10.O.2518	Lever , flange ...				2	L1	C	16/206
2080	4.O.3227	Lever , fork end ...				1	L40	C	16/202
740	3.O.4256	Fork , end fitting ...				2	S1	C	16/207
2083	2.O.4256	Plate , base, for countershaft ...				1	L40	C	16/208
2084	4.O.4256	SLEEVE (PANTOGRAPH) ON BULKHEAD COUNTERSHAFT, GROUP				1	—	C	16/209
2085	1.O.4263	GLAND, SEALING, ENGINE CONTROL RODS, LH, GROUP				1	—	C	16/210
2086	2.O.4263	GLAND, SEALING, ENGINE CONTROL RODS, RH, GROUP				1	—	C	16/211
		Consisting of :—							
	3.O.4263	Box , LH ...				1	S3	C	16/212
	4.O.4263	Box , RH ...				1	S3	C	16/213
3247	7.O.4263	Cover ...				1	S3	C	16/212
3248	5.O.4263	Ring , packing ...				1	S3	C	16/213
28Q/1929	AS455/304	Rivet , snap hd, $\frac{3}{32}$ " dia. x $\frac{1}{4}$ " long ...				8	—	C	16/214
3249	6.O.4263	Slide ...				1	S1	C	16/214
3845	13E2651	Piece , resistance, control unit ...				2	S82	C	16/246
2838	1.O.3570	ROD, CONTROL, THROTTLE, GROUP				1	—	C	16/215
2841	4.O.3570	ROD, CONTROL, PROPELLER, GROUP				1	—	C	16/216
		Spares for :—							
1503	16.O.3372	ADJUSTER, SCREW C/W BEARING, GROUP				1	—	C	16/217
	Rolls Royce D47142	Ball , control joint ...				1	—	C	16/218
	Rolls Royce D.A.2188	Housing , ball ...				1	—	C	16/219
	6.O.3321	Socket , for adjuster ...				1	S1	C	16/220
	9.O.3570	Socket , plug for housing ...				1	S93	C	16/221
2847	15E2651	Shroud , control joint ...				2	R707	C	16/247

CONTROLS
POWER UNIT

Ref. No.	Part No.	Description				No. off	Matl. Spec.	Cl. of St.	Plate and Illust'n No.
		1	2	3	4			M.R.	
		CONTROLS, ENGINE ALONG FRONT SPAR, INNER MAIN PLANE, PORT AND STARBOARD, GROUP (3 & 4.O.3311)							
		Spares for :—							
13100	20.O.2186	Adjuster, chain	4	S1	C	15/136
2836	11.O.2988	BOX, SPROCKET, FRONT SPAR, PORT, GROUP				1	—	A	16/222
2837	12.O.2988	BOX, SPROCKET, FRONT SPAR, STARBOARD, GROUP				1	—	A	15/223
		Spares for :—							
	28.O.2196	Bolt, special hd. $\frac{1}{4}$ " BSF x 1" long at joint sprocket box top				1	S1		16/159
	15.O.2956	Bolt, special hd. $\frac{1}{4}$ " BSF at joint sprocket box top				1	S1		15/224
	29.O.2196	Bolt, hex.hd. $\frac{1}{4}$ " BSF x $\frac{3}{8}$ " long at joint sprocket box bottom				2	S1		16/160
	30.O.2196	Bolt, hex.hd. $\frac{1}{4}$ " BSF x $\frac{3}{8}$ " long for sprocket				2	S1		16/161
2071	32.O.2196	Bolt, hex.hd. $\frac{1}{4}$ " BSF x $1\frac{7}{8}$ " long for sprocket				2	S1	C	16/162
	AS334/25P/25P/25P	CHAIN, PORT, GROUP				1	—		16/163
	AS334/33P/25P/33P	CHAIN, PORT, GROUP				1	—		16/164
	AS334/29P/25P/29P	CHAIN, STARBOARD, GROUP				1	—		16/165
	AS334/37P/25P/37P	CHAIN, STARBOARD, GROUP ...				1	—		16/166
	4.O.2383	LEVER, & SPROCKET, GROUP ...				2	—	A	16/167
		Consisting of :—							
27S/158	T17	Bearing, ball	1	—	B	
	34.O.2196	Excluder, dust	2	L16		
	5.O.2383	Lever	1	L40		
28Q/12342	AS2227/309	Rivet, snap hd. $\frac{3}{32}$ " dia. x $\frac{9}{16}$ " long	6	—	C	
2073	8.O.2196	SPROCKET, C/W BEARING, GROUP				4	—	A	16/168
13380	5.O.2747	Tube, distance, c/shaft end starboard	1	BSS668		16/171
	12.O.2196	Tube, distance, 22G x $\frac{7}{8}$ " o/d x 7..." long approx.				1	T4 or DTD444/445		
	14.O.2196	Tube, distance, $1\frac{1}{8}$ " diam. x 2" long approx.				1	Tufnol		
26EA19053	27.O.2196	Tube, distance, $1\frac{1}{8}$ " diam. x $1\frac{1}{4}$ " long approx.				1	Tufnol		
	13.O.2196	Tube, distance, 17G x 1" o/d x $6\frac{7}{16}$ " long approx.				1	T4 or DTD444/445		
	35.O.2196	Tube, distance, 22G x $1\frac{1}{8}$ " o/d x $\frac{3}{8}$ " long approx.				1	T45		
26EA/17706	6.O.2747	Tube, distance, c/shaft centre	1	BSS668		16/169
13381	7.O.2747	Tube, distance, c/shaft end port	1	BSS668		16/170
2250	36.O.2927	Tube, stay, for sprocket box, port	1	T45	C	15/225
3251	37.O.2927	Tube, stay, for sprocket box, starboard	1	T45	C	15/226

SHACKLETON Mk. 2

CONTROLS
POWER UNIT

Page 157

Ref. No.	Part No.	Description				No. off	Matl. Spec.	Cl. of	Plate and Illust'n No.
		1	2	3	4			St. M.R.	
		CONTROLS, ENGINE, FRONT SPAR TO BULKHEAD, OUTBOARD, PORT AND STARBOARD, (1 & 9.O.4257)							
		Spares for :—							
1502	2.O.4255	Bolt , hex.hd, 2 BA connecting throttle and propeller control rods to fork ends on c/shaft				2	S11 or S2	C	16/195
2846	14E2651	Bolt , special, control joint				2	S82	C	16/227
2782	21.O.4257	Bush , control joint				2	S94	C	16/196
4902	2.O.4257	COUNTERSHAFT, ON ENGINE BULKHEAD, GROUP				1	—	A	16/228
		Spares for :—							
2170	6.O.4257	Bush				1	T45	M/C	16/229
13243	4.O.2190	BEARING, PEDESTAL GROUP ...				2	—	M/A	16/199
2165	4.O.4257	COUNTERSHAFT, OUTER, GROUP				1	—	M/A	
		Spares for :—							
13243	4.O.2190	BEARING, PEDESTAL, GROUP				2	—	M/C	16/199
2171	14.O.4257	Fork , end fitting propeller				1	S1	M/C	16/230
2079	3.O.3226	Lever , flanged, outer c/shaft				1	L40	M/C	16/231
2172	11.O.4257	Lever , flanged outer, c/shaft				1	L40	M/C	16/232
2173	12.O.4257	Lever , flanged outer, c/shaft				1	L40	M/C	16/233
2174	18.O.4257	Lever , arm outer c/shaft				1	S3	M/C	16/234
2175	10.O.4257	Lever , fork end outer c/shaft				1	L40	M/C	16/235
	4b.O.4257	Tube , shaft, 1¼" o/d x 1.49" lg. ...				1	T45		
740	3.O.4256	Fork , end throttle lever				1	S1	M/C	16/207
13739	10.O.2518	Lever , flanged				2	L1	M/C	16/206
2080	4.O.3227	Lever , fork end				1	L40	M/C	16/202
	17.O.4257	Lever , arm, outer c/shaft				1	S3		16/236
2176	5.O.4257	Palte , base				1	L40	M/C	16/237
2084	4.O.4256	SLEEVE, PANTOGRAPH ON COUNTERSHAFT, GROUP				1	—	M/C	16/209
	20.O.4257	Tube , torque				1	S1 or T45		
	3b.O.4257	Washer , bush				1	T45		
2177	1.O.4264	GLAND, SEALING, ENGINE CONTROL, GROUP				1	S3	C	16/238
		Spares for :—							
2178	2.O.4264	Box				1	S3	C	16/239
2179	3.O.4264	Piece , packing				1	S3	C	16/240
2180	4.O.4264	Slide				2	S3	C	16/241
2839	2.O.3570	ROD, CONTROL, THROTTLE, PORT, GROUP				1	—	C	16/242
		Spares for :—							
1503	16.O.3372	ADJUSTER, SCREWED, C/W BEARING, GROUP				1	—	C	16/217
	Rolls Royce D47142	Ball , socket, control joint... ..				1	S82		16/218
	Rolls Royce DA2188	Housing , ball				1	—		16/219
	6.O.3321	Socket , for adjuster				1	S1		16/220
	9.O.3570	Socket , plug for housing				1	S93		16/221

**CONTROLS
POWER UNIT**

Ref. No.	Part No.	Description				No. off	Matl. Spec.	Cl. of St.	Plate and Illust'n No.
		1	2	3	4			M.R.	
		CONTROLS, ENGINE, FRONT SPAR TO BULKHEAD, OUTBOARD, PORT AND STARBOARD, (1 & 9.O.4257) (Cont'd)							
2842	5.O.3570	ROD, CONTROL, PROPELLER, PORT, GROUP				1	—	C	16/243
1503	16.O.3372	Spares for :— ADJUSTER, SCREWED, C/W BEARING, GROUP				1	—	C	16/217
	Rolls Royce D47142	Ball, socket, control joint...				1	S82		16/218
	Rolls Royce DA2188	Housing, ball				1	—		16/219
	6.O.3321	Socket, for adjuster				1	S1		16/220
	9.O.3570	Socket, plug for housing				1	S93		16/221
2840	3.O.3570	ROD, CONTROL, THROTTLE, STARBOARD, GROUP				1	—	C	16/244
1503	16.O.3372	Spares for :— ADJUSTER, SCREWED, C/W BEARING, GROUP				1	—	C	16/217
	Rolls Royce D47142	Ball, socket, control joint...				1	S82		16/218
	Rolls Royce DA2188	Housing, ball				1	—		16/219
	6.O.3321	Socket, for adjuster				1	S1		16/220
	9.O.3570	Socket, plug for housing				1	S93		16/221
2843	6.O.3570	ROD, CONTROL, PROPELLER, STARBOARD, GROUP				1	—	C	16/245
1503	16.O.3372	Spares for :— ADJUSTER, SCREWED, C/W BEARING, GROUP				1	—	C	16/217
	Rolls Royce D47142	Ball, socket, control joint				1	S82		16/218
	Rolls Royce DA2188	Housing, ball				1	—		16/219
	6.O.3321	Socket, for adjuster				1	S1		16/220
	9.O.3570	Socket, plug for housing				1	S93		16/221

PAGES 159 to 174 NOT ISSUED.

11/10/00

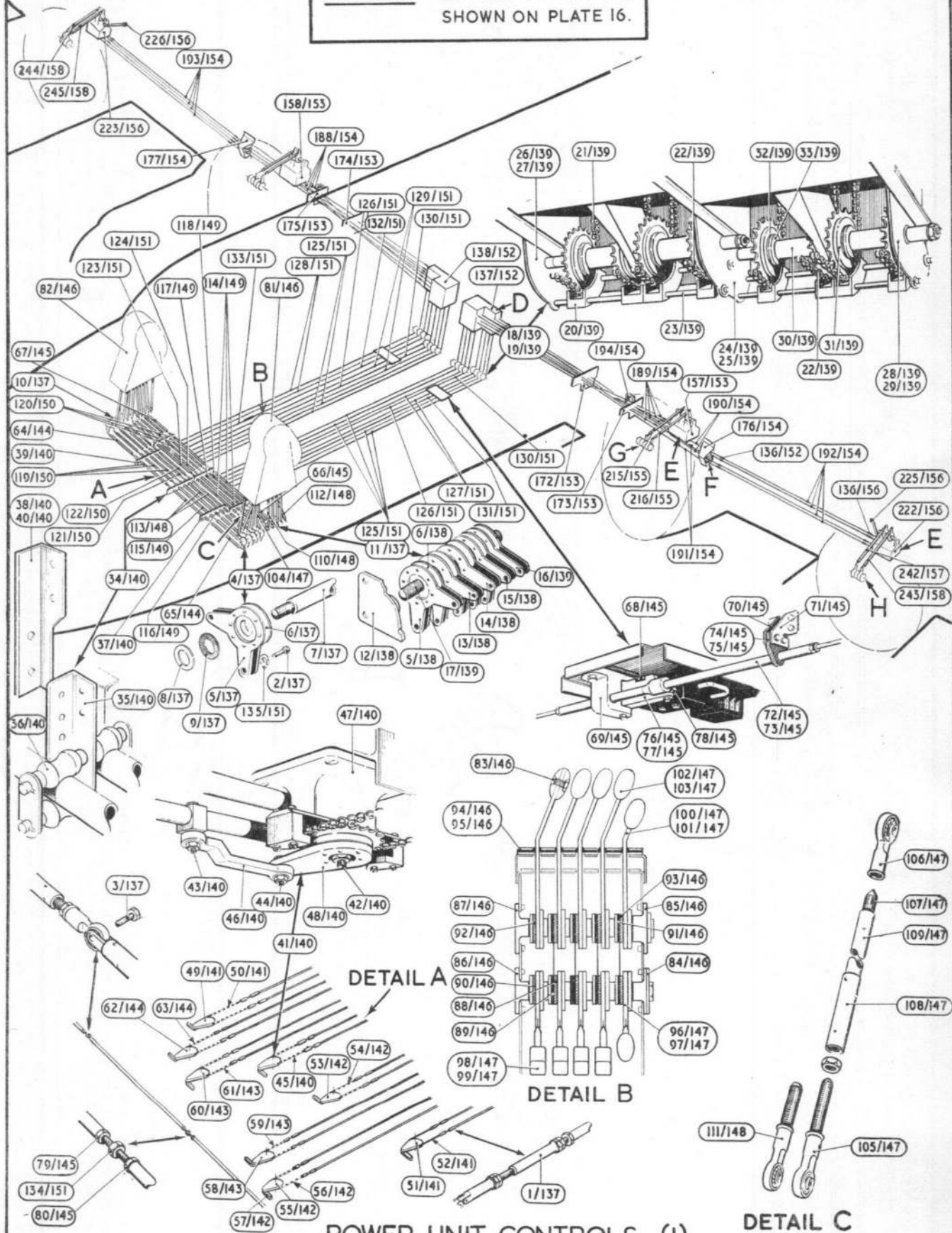
11/10/00



CONTROLS
POWER UNIT

Ref. No.	Part No.	Description				No. off	Matl. Spec.	Cl. of St.	Plate and Illust'n No.
		1	2	3	4			M.R.	
SUMMARY OF STOCK ITEMS USED ON POWER CONTROLS									
28D/12512	A25/1C	Bolt, hex.hd, 2 BA x .55" long	36	—	C	
28D/12513	A25/2C	Bolt, hex.hd, 2 BA x .65" long	22	—	C	
28D/12531	A25/3C	Bolt, hex.hd, 2 BA x .75" long	16	—	C	
28D/12532	A25/4C	Bolt, hex.hd, 2 BA x .85" long	32	—	C	
28D/7277	A15Y/2C	Bolt, hex.hd, 2 BA x .6" long	8	—	C	
28D/8307	AS1242/2C	Bolt, csk.hd, 2 BA x .6" long	8	—	C	
28D/8308	AS1242/3C	Bolt, csk.hd, 2 BA x .7" long	28	—	C	
28D/8484	AS1885/1C	Bolt, mush.hd, 2 BA x .5" long	24	—	C	
28D/8472	AS1885/1B	Bolt, mush.hd, 4 BA x .45" long	20	—	C	
28D/8485	AS1882/3G	Bolt, csk.hd, 2 BA x .7" long	12	—	C	
28L/753	A16Y/CT	Nut, thin, 2 BA	80	—	C	
28L/765	A16Y/BTL	Nut, thin, 4 BA LH	25	—	C	
28L/754	A16Y/BT	Nut, thin, 4 BA RH	41	—	C	
28L/5233	A14/BB	Nut, lock, 4 BA RH	38	—	C	
28L/5220	A14/BAL	Nut, lock, 4 BA LH	24	—	C	
28M/767	A16Y/CS	Nut, slotted 2 BA	10	—	C	
28M/10288	AGS2001/C/1	Nut, stiff, 2 BA	80	—	C	
28M/12153	AGS2007/B/1	Nut, anchor, 4 BA	10	—	C	
28M/11957	AGS2007/C/1	Nut, double anchor 2 BA	14	—	C	
28M/12340	AGS2007/C/2	Nut, double anchor, 2 BA	16	—	C	
28M/10239	AGS2013/B/11	Nut, floating anchor, 4 BA	34	—	C	
28S/2820	AGS249/14	Screw, csk.hd, 2 BA x $\frac{5}{8}$ " long	28	—	C	
28S/2144	AGS248/16	Screw, csk.hd, 2 BA x $\frac{7}{8}$ " long	20	—	C	
28W/12245	SP10/C	Washer, 2 BA	120	—	C	

DETAILS—D. E. F. G. H.
SHOWN ON PLATE 16.

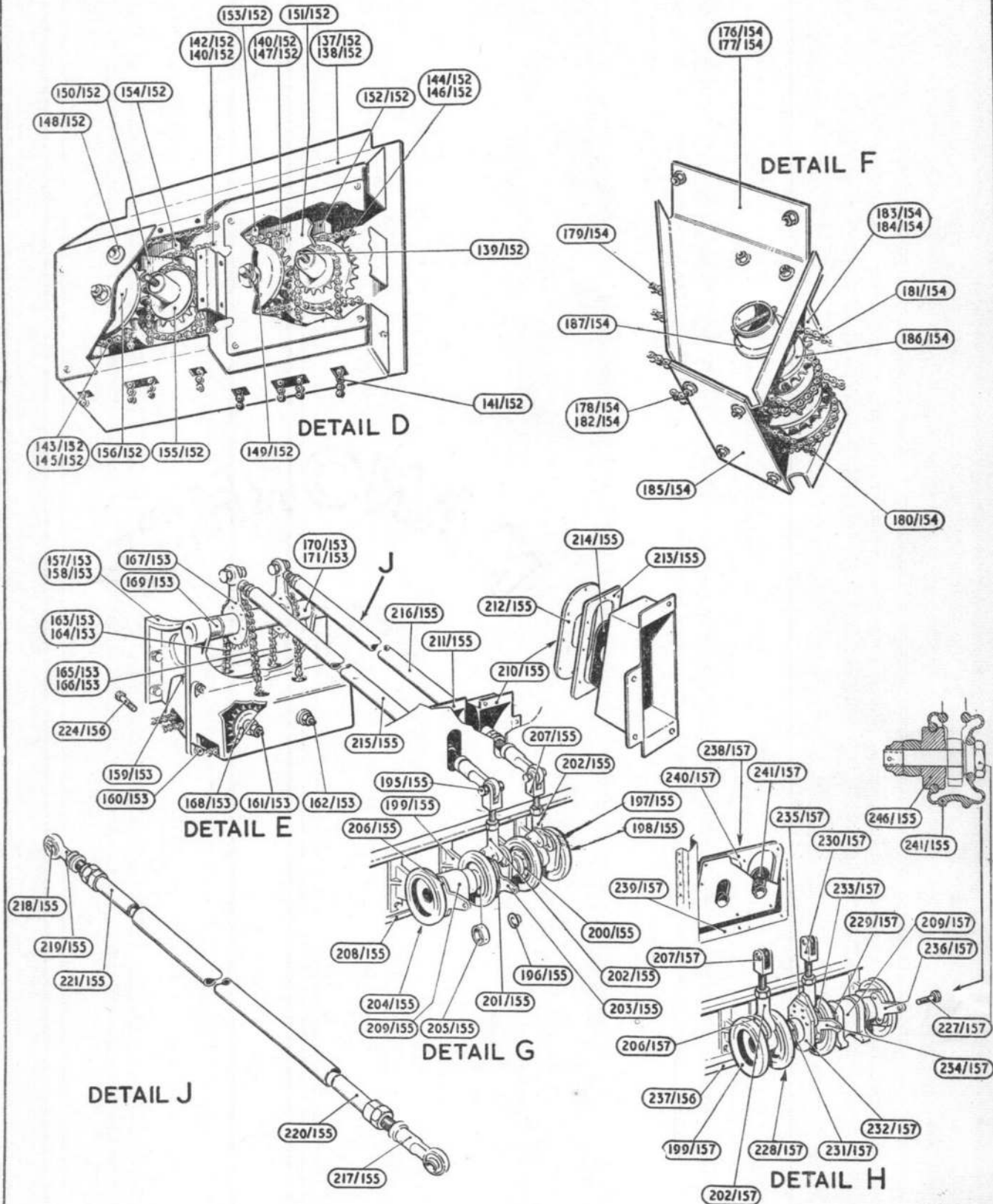


POWER UNIT CONTROLS (I)


DETAIL C

1952





POWER UNIT CONTROLS (2)



POWER LINE CONTROL OF

This file was downloaded
from the RTFM Library.

Link: www.scottbouch.com/rtfm

Please see site for usage terms,
and more aircraft documents.

