

SHACKLETON Mk. 2

FUSELAGE
BOMB DOORS

Ref. No.	Part No.	Description				No. off	Matl. Spec.	Cl. of St.	Plate and Illust'n No.
		1	2	3	4			M.R.	
57	1D6290	BOMB DOOR, ASSEMBLY, PORT ...				1	—	A	34/1
	288D6290	BOMB DOOR, ASSEMBLY, STARBOARD (Mod. 988)				1	—	A	34/2
		(Complementary parts e.g. Inter-component attachments listed at the end of this assembly will not be supplied with the assembly spare, and must be demanded separately when required)							
		Spares for :—							
	162D6290	Angle , retaining, upper centre forward, Port				1	DTD610		
	163D6290	Angle , retaining, lower forward centre, Port				1	DTD610		
	164D6290	Angle , retaining, lower rear centre, Port ...				1	DTD610		
	165D6290	Angle , retaining, lower rear, Port ...				1	DTD610		
	166D6290	Angle , retaining, upper forward, Port ...				1	DTD610		
	167D6290	Angle , retaining, upper forward, centre, Port...				1	DTD610		
	168D6290	Angle , retaining, upper rear centre, Port ...				1	DTD610		
	169D6290	Angle , retaining, upper rear, Port ...				1	DTD610		
	196D6290	Angle , retaining, lower centre, Port ...				1	DTD610		
	197D6290	Angle , retaining, upper centre, Port ...				1	DTD610		
	69D6290	Block , sealing (Tufnol)				1	DTD610		
	202D6290	BOX, END RIBS 1-2, GROUP					—		34/3
		Spares for :—				1			
	40D6290	Angle , spar attachment				2	DTD610		
	Hoffman								
2A/9500555	NR12	Bearing				2	—	B	34/4
6976	234D6290	Block , sealing				1	DTD45A	C	34/5
	194D6290	Housing , ball race				2	L1		34/6
3486	30D2000	Plate , cover				2	DTD610	C	34/7
5136	67D2000	Shim				2	DTD610	C	
3487	195D6290	Trunnion , bomb door jack				1	S2	C	34/8
	203D6290	BOX, END, RIBS 36-37, GROUP				1	—		34/9
		Spares for :—							
	40D6290	Angle , spar attachment				2	DTD610		
	Hoffman								
2A/9500555	NR12	Bearing				2	—	B	34/4
6975	233D6290	Block , sealing				1	DTD45A	C	34/10
3485	194D6290	Housing , ball race				2	L1	C	34/6

**FUSELAGE
BOMB DOORS**

Ref. No.	Part No.	Description				No. off	Matl. Spec.	Cl. of St.	Plate and Illust'n No.
		1	2	3	4			M.R.	
		BOX, END, RIBS 36-37, GROUP (203D6290) (Cont'd)							
3486	30D2000	Plate, cover	2	L72	C	34/7
5136	67D2C00	Shim	2	L72		
3487	195D6290	Trunnion, bomb door jack	1	S2	C	34/8
7493	8D2010	Bush	6	S2	C	34/11
7517	1D6552	CHANNEL, MAKING-UP, PORT, GROUP				2	—		
	235D6290	Spares for :— Seal, tube 20½" long				1	Rubber		34/12
5269	2D6552	CHANNEL, MAKING-UP, STARBOARD, GROUP				2	—		
	174D6290	Channel, jointing, Starboard	2	L72		
	175D6290	Channel, edge, forward	1	L72		
	176D6290	Channel, edge, rear	1	L72		
	177D6290	Channel, edge, forward, centre	1	L72		
	178D6290	Channel, edge, rear, centre	1	L72		
	198D6290	Channel, edge, centre	1	L72		
	192D6290	Channel, jointing	2	L72		
	65D6290	Channel, reinforcing	2	L72		
	256D6290	CHANNEL, HINGE, GROUP				1	—		
		Spares for :—							
13122	83D2000	Bolt, hex.hd, 2 BA	6	S2	C	34/13
3488	2D2010	Bracket, hinge datum	6	S11	C	34/14
13147	2D2011	Bracket, hinge...	14	S11	C	34/15
	160D6290	Channel, hinge 34' 0" long	1	DTD423		
13156	3D2012	Pin, hinge	6	S2	C	34/16
13157	4D2010	Pin, hinge	3	S2	C	34/17
	3D6290	Rib, No. 3, top portion	1	L72		
	4D6290	Rib, No. 4, top portion	1	L72		
	5D6290	Rib, No. 5, top portion	1	L72		
	6D6290	Rib, No. 6, top portion	1	L72		
	7D6290	Rib, No. 7, top portion	1	L72		
	8D6290	Rib, No. 8, top portion	1	L72		
	9D6290	Rib, No. 9, top portion	1	L72		
	10D6290	Rib, No. 10, top portion	1	L72		
	11D6290	Rib, No. 11, top portion	1	L72		
	12D6290	Rib, No. 12, top portion	1	L72		
	13D6290	Rib, No. 13, top portion	1	L72		
	14D6290	Rib, No. 14, top portion	1	L72		
	15D6290	Rib, No. 15, top portion	1	L72		
	16D6290	Rib, No. 16, top portion	1	L72		
	17D6290	Rib, No. 17, top portion	1	L72		

SHACKLETON Mk. 2

FUSELAGE
BOMB DOORS

Ref. No.	Part No.	Description				No. off	Matl. Spec.	Cl. of St.	Plate and Illust'n No.
		1	2	3	4			M.R.	
7130 7910 7911 7912	18D6290	Rib, No. 18, top portion	1	L72	C C C C	
	19D6290	Rib, No. 19, top portion	1	L72		
	20D6290	Rib, No. 20, top portion	1	L72		
	21D6290	Rib, No. 21, top portion	1	L72		
	22D6290	Rib, No. 22, top portion	1	L72		
	23D6290	Rib, No. 23, top portion	1	L72		
	24D6290	Rib, No. 24, top portion	1	L72		
	25D6290	Rib, No. 25, top portion	1	L72		
	26D6290	Rib, No. 26, top portion	1	L72		
	27D6290	Rib, No. 27, top portion	1	L72		
	28D6290	Rib, No. 28, top portion	1	L72		
	29D6290	Rib, No. 29, top portion	1	L72		
	30D6290	Rib, No. 30, top portion	1	L72		
	31D6290	Rib, No. 31, top portion	1	L72		
	32D6290	Rib, No. 32, top portion	1	L72		
	33D6290	Rib, No. 33, top portion	1	L72		
	34D6290	Rib, No. 34, top portion	1	L72		
	103D6290	Rib, No. 3, bottom portion	1	L72		
	104D6290	Rib, No. 4, bottom portion	1	L72		
	105D6290	Rib, No. 5, bottom portion	1	L72		
	106D6290	Rib, No. 6, bottom portion	1	L72		
	107D6290	Rib, No. 7, bottom portion	1	L72		
	108D6290	Rib, No. 8, bottom portion	1	L72		
	109D6290	Rib, No. 9, bottom portion	1	L72		
	110D6290	Rib, No. 10, bottom portion	1	L72		
	111D6290	Rib, No. 11, bottom portion	1	L72		
	112D6290	Rib, No. 12, bottom portion	1	L72		
	113D6290	Rib, No. 13, bottom portion	1	L72		
	114D6290	Rib, No. 14, bottom portion	1	L72		
	115D6290	Rib, No. 15, bottom portion	1	L72		
	136D6290	Rib, No. 16, bottom portion	1	L72		
	137D6290	Rib, No. 17, bottom portion	1	L72		
	138D6290	Rib, No. 18, bottom portion	1	L72		
	119D6290	Rib, No. 19, bottom portion	1	L72		
141D6290	Rib, No. 20, bottom portion	1	L72			
140D6290	Rib, No. 21, bottom portion	1	L72			
139D6290	Rib, No. 22, bottom portion	1	L72			
123D6290	Rib, No. 23, bottom portion	1	L72			
124D6290	Rib, No. 24, bottom portion	1	L72			
125D6290	Rib, No. 25, bottom portion	1	L72			
126D6290	Rib, No. 26, bottom portion	1	L72			
127D6290	Rib, No. 27, bottom portion	1	L72			
128D6290	Rib, No. 28, bottom portion	1	L72			
129D6290	Rib, No. 29, bottom portion	1	L72			
130D6290	Rib, No. 30, bottom portion	1	L72			
131D6290	Rib, No. 31, bottom portion	1	L72			
132D6290	Rib, No. 32, bottom portion	1	L72			
133D6290	Rib, No. 33, bottom portion	1	L72			
134D6290	Rib, No. 34, bottom portion	1	L72			

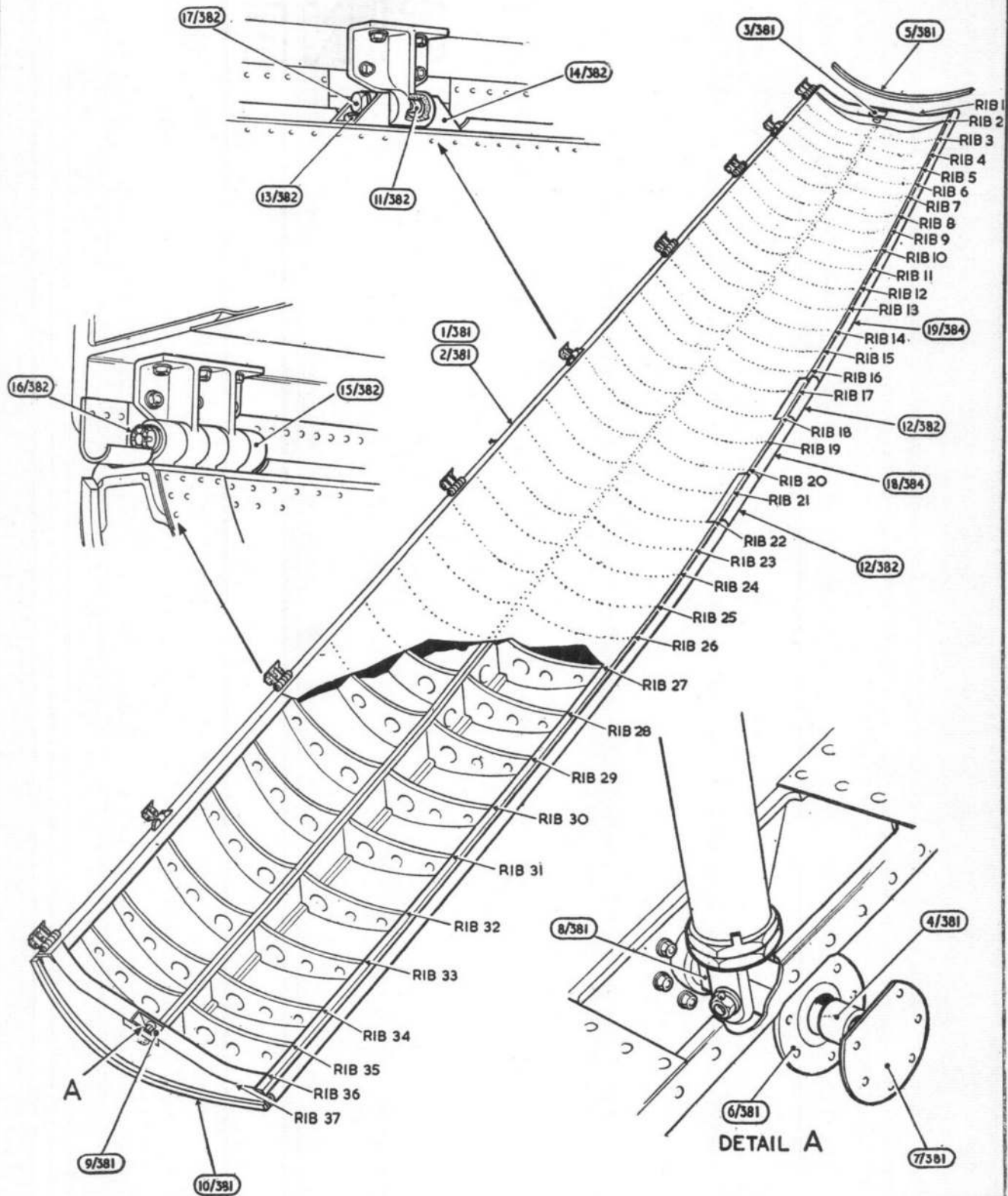
FUSELAGE
BOMB DOORS

Ref. No.	Part No.	Description				No. off	Matl. Spec.	Cl. of St.	Plate and Illust'n No.
		1	2	3	4			M.R.	
2922 2921	135D6290	Rib, No. 35, bottom portion	1	L72		
	237D6290	Seal, bomb door, Port (27" long)	1	Rubber	C	34/18
	236D6290	Seal, bomb door, Port (14' 0" long)	2	Rubber	C	34/19

SHACKLETON Mk. 2

FUSELAGE
BOMB DOORS

Ref. No.	Part No.	Description				No. off	Matl. Spec.	Cl. of St.	Plate and Illust'n No.
		1	2	3	4			M.R.	
COMPLEMENTARY ITEMS									
ATTACHMENT FITTINGS, BOMB DOORS TO FUSELAGE HINGE, PORT AND STARBOARD (1 & 2D6581)									
		Consisting of :—							
28D/7291	A15Y/3E	Bolt, hex.hd, $\frac{1}{4}$ "	BSF x .75" long	4	—	C	1/1
28D/7292	A15Y/4E	Bolt, hex.hd, $\frac{1}{4}$ "	BSF x .85" long	18	—	C	
28D/7066	A15Y/5E	Bolt, hex.hd, $\frac{1}{4}$ "	BSF x .95" long	1	—	C	
28D/6959	A15Y/7E	Bolt, hex.hd, $\frac{1}{4}$ "	BSF x .15" long	1	—	C	
28D/12051	AS1248/3G	Bolt, mush.hd, $\frac{5}{16}$ "	x .80" long...	24	—	C	
5505	1D8671	BRACKET, HINGE, DATUM, GROUP...				1	—	B	1/2
		Consisting of :—							
	Hoffman CS3	Bearing, ball	2	—	B	
27S/135	Hoffman HR $\frac{1}{4}$	Bearing, thrust	2	—	B	
27S/196	2D8671	Bracket, hinge...	1	S11	C	
3343									
5506	1D8672	BRACKET, HINGE, GROUP				6	—	B	1/3
		Consisting of :—							
	Hoffman CS3	Bearing, ball	4	—	B	
27S/135	2D8672	Bracket, hinge...	1	S11	C	
3344	4D6566	Circlip, internal $\frac{7}{8}$ " bore	2	—	C	
13789	7D2011	Ring, distance	2	S1	C	
5507	1D8673	BRACKET, HINGE, GROUP				2	—	B	1/4
		Consisting of :—							
	Hoffman CS3	Bearing, ball	2	—	B	
27S/135	2D8673	Bracket, hinge...	1	S11	C	
3345	4D6566	Circlip, internal $\frac{7}{8}$ " bore	2	—	C	
28M/756	A16Y/EP	Nut, $\frac{1}{4}$ " BSF	24	—	C	
28M/758	A16Y/GP	Nut, $\frac{5}{16}$ " BSF	24	—	C	
28W/12253	SP13/E	Washer, $\frac{1}{4}$ " BSF	6	—	C	
28W/12254	SP13/G	Washer	24	—	C	
3489	74D6290	Washer	1	L40	C	



BOMB DOORS

PLATE NO. 34
STATE NO. 1

RETRACTED

HOME PLATE

RETRACTED



SHACKLETON Mk. 2

FUSELAGE
CENTRE PORTION

Ref. No.	Part No.	Description				No. off	Matl. Spec.	Cl. of St.	Plate and Illust'n No.
		1	2	3	4			M.R.	
		FUSELAGE, CENTRE PORTION AND PLANE ASSEMBLY, COMPLETE WITH EQUIPMENT (4A3057) (Complementary parts, e.g. intercomponent attachments listed at the end of this assembly will not be supplied with the assembly spare and must be demanded separately when required) Spares for :— BOMB FUSING, RELEASE WIRING IN BOMB BAY (V5965) (See Electrical installation)							
27H/2713	—	Bracket, for ash tray				1	—	C	
	103D8423	BULKHEAD, FORMER 8, GROUP Spares for :— Block, terminal 2 Connector 1 Fairlead, rubber 1 Fairlead, half $\frac{1}{4}$ " x $1\frac{7}{16}$ " x $4\frac{1}{4}$ " 2 Fairlead, half $\frac{1}{8}$ " x $3\frac{7}{8}$ " x $1\frac{3}{4}$ " 2 Fairlead, half 2 Fairlead, $\frac{1}{8}$ " x $3\frac{5}{8}$ " x $1\frac{3}{4}$ " 2 Fairlead, $\frac{1}{4}$ " x $3\cdot3$ " x $4\frac{3}{4}$ " 2 Fairlead, half 2" x 1" 2 Filter, red 1 Lamp, chartboard, LH 1				1	—	35/1	
5CZ/430	—	Block, terminal				2	—	B	
10HA/16857	—	Connector				1	—	B	
10AR/2634	—	Fairlead, rubber				1	—	C	
	110D8423	Fairlead, half $\frac{1}{4}$ " x $1\frac{7}{16}$ " x $4\frac{1}{4}$ "				2	BSS668		
	101D8423	Fairlead, half $\frac{1}{8}$ " x $3\frac{7}{8}$ " x $1\frac{3}{4}$ "				2	BSS668		
	36D8423	Fairlead, half				2	BSS668		
	59D8423	Fairlead, $\frac{1}{8}$ " x $3\frac{5}{8}$ " x $1\frac{3}{4}$ "				2	BSS668		
	80D8423	Fairlead, $\frac{1}{4}$ " x $3\cdot3$ " x $4\frac{3}{4}$ "				2	BSS668		
	79D8423	Fairlead, half 2" x 1"				2	BSS668		
5CX/4859	—	Filter, red				1	—	C	
5CX/5137	2Z8314	Lamp, chartboard, LH				1	—	A	
	1Z6230	LATCH, SPRING, LOADED, GROUP Consisting of :— Bracket 1 Collar, fixed 1 Collar, loose 1 Pin, split 1 Plunger 1 Spring 1 Mounting, A.V. 4				1	—	35/3	
	2Z6230	Bracket				1	S3		
	6Z6230	Collar, fixed				1	S1		
	4Z6230	Collar, loose				1	S1		
28P/9429529	SP9/C8	Pin, split				1	—	C	
	3Z6230	Plunger				1	S1		
	5Z6230	Spring				1	DTD215		
10AJ/131	—	Mounting, A.V.				4	—	B	
	35D8423	Pad, sealing, $1\frac{7}{16}$ " x $1\frac{7}{16}$ " x $\frac{1}{16}$ "				1	RS7		
	60D8423	Pad, sealing, $1\frac{1}{4}$ " x $3\frac{1}{16}$ " x $\frac{1}{16}$ "				1	RS7		
	72D8423	Pad, sealing, $1\frac{7}{16}$ " x $1\frac{7}{16}$ " x $\frac{1}{16}$ "				1	RS7		
	102D8423	Pad, sealing, $3\frac{1}{16}$ " x $3\frac{1}{16}$ " x $\frac{1}{16}$ "				1	RS7		
10AS/2229	—	Peg, stowage				1	—	C	
10H/2206	—	Socket, i/c				1	—	B	
	96D8423	STRAP, SAFETY, GROUP (Mod. 771)				1	—		35/4
10F/1786	—	Switch, press to talk				1	—	A	
5CW/2531	—	Switch, dimmer				2	—	A	
	8S1748	SWITCH, GROUP ... Consisting of :— Lable, " On " 1 Switch 1				2	—		
5CW/4184	752SS6000	Lable, " On "				1	—		
	—	Switch				1	—	B	

FUSELAGE
CENTRE PORTION

Ref. No.	Part No.	Description				No. off	Matl. Spec.	Cl. of St.	Plate and Illust'n No.
		1	2	3	4			M.R.	
6B/152	—	CASE, SEXTANT STOWAGE				1	—	B	
		CONTROLS, AUTO-PILOT INSTALLATION (9R3429) (See Controls—Auto-pilot)							
		CONTROLS, ENGINE, ALONG FRONT SPAR, PORT AND STARBOARD (2.O.3311) (See controls—Engine)							
		CONTROLS, FLYING, BETWEEN FORMERS 6 & 12 (R3065) (See Controls—Flying)							
		CONTROLS, TRIMMER (3R3336) (See Controls—Flying Trimmer)							
		COOLING, SONO-BUOY EQUIPMENT (T4465) (See Radio and Radar Installation—Sono-Buoy)							
	1F7422	COVER, BOLT, ON FRONT SPAR, GROUP				1	—		35/5
		Consisting of:—							
7061	5F7422	Cover	1	L72	C	
	3F7422	Nut, special	8	S1		
	4F7422	Nut, special	1	S1		
		CURTAIN, BLACK-OUT, BETWEEN FORMERS 8 & 9 (Z6349) (Pre.Mod. 528) (Z8286) (Mod. 528) (See Equipment, Aircraft—Black-out Curtains and Sunblinds)							
		CURTAIN, BLACK-OUT AT FORMER 8 (Z8287) (Mod. 528) (See Equipment, Aircraft—Black-out Curtains and Sunblinds)							
		CURTAIN, BLACK-OUT, EMERGENCY EXIT (Z7226) (Pre.Mod. 528) (Z8406) (Mod. 528) (See Equipment, Aircraft—Black-out Curtains and Sunblinds)							
		CURTAIN, BLACK-OUT, RADIO OPERATOR'S (Z6212) (Pre. Mod. 528) (Z8286) (Mod. 528) (See Equipment, Aircraft—Black-out Curtains and Sunblinds)							

SHACKLETON Mk. 2

FUSELAGE
CENTRE SECTION

Ref. No.	Part No.	Description				No. off	Matl. Spec.	Cl. of St.	Plate and Illust'n No.
		1	2	3	4			M.R.	
		DITCHING STATION AND ACCUMULATOR MOUNTING, AT REAR SPAR (1D8417)							
5J/9101534	—	Spares for :— Accumulator, type "D"				4	—	A	35/6
	1D8435	BACKREST, AND ACCESS DOOR, GROUP				2	—		35/7
1677	4D8417	CABLE, HARNESS, GROUP				4	—	C	35/8
3445	2D8417	COVER, TOP, GROUP				1	—	C	
3446	11D7570	Cover, floor, inspection of cable for harness				1	Rubber	C	35/136
3447	13D7570	Cover, floor, inspection of cable for harness				1	Rubber	C	35/137
3448	15D7570	Cover, floor, inspection of cable for harness				1	Rubber	C	35/138
6F/246	—	Harness, type "Z"				2	—	A	35/9
6540	14D8417	Link, harness				2	L40	C	
3449	7D7570	Link, harness				2	L40	C	
	1D8418	MOUNTING, ACCUMULATOR TRAY, GROUP				1	—		35/10
	3D8418	Spares for :— MEMBER, CROSS, WITH STUD, FOR TRAY, GROUP				4	—		35/11
14690	15D8418	Spares for :— Stud				1	—	C	
28FP/9432062	A415/HTS	Pin, quick release				4	—	C	35/12
5509	1SS2874	Plate, retaining accumulator				8	—	C	
3450	10D7570	Ring, retaining, cover				1	L72	C	35/139
3451	12D7570	Ring, retaining, cover				1	L72	C	35/140
3452	14D7570	Ring, retaining, cover				1	L72	C	35/141
28Y/2900	SP1/690/C	Shackle				8	—	C	35/13
1276	7D8417	Tray, accumulator				1	DTD213	C	35/14
130	53F6660	EDGE, LEADING, PORT, GROUP ...				1	—	A	35/15
131	54F6660	EDGE, LEADING, STARBOARD, GROUP				1	—	A	35/16
		Spares for :—							
7897	37F6660	DEVICE STILL WARNING GROUP...				1	—	B	
	38F6660	DEVICE STILL WARNING GROUP...				1	—		
943	1F6670	DOOR, ACCESS, TO CONTROLS, PORT, GROUP				1	—	C	35/17
944	2F6670	DOOR, ACCESS, TO CONTROLS, STARBOARD, GROUP				1	—	C	35/18
		Spares for :—							
3453	12F6670	DOOR, ACCESS, TO JACKING PAD, GROUP				1	—	B	35/19
13003	4SS3158	Screw, csk.hd, 2 BA x 1/2" long attachment of door for jacking pad				9	—	C	35/20
13398	4SS3219	Screw, csk.hd, 2 BA x 5/8" long, attachment of doors to controls				30	—	C	35/21

FUSELAGE
CENTRE PORTION

Ref. No.	Part No.	Description				No. off	Matl. Spec.	Cl. of St.	Plate and Illust'n No.
		1	2	3	4			M.R.	
		EDGE, TRAILING INCLUDING FLAPS, PORT, INBOARD (21F6418 AND 1F6794) (See Edge Trailing—Main Planes)							
		EDGE, TRAILING INCLUDING FLAPS, STARBOARD, INBOARD (21F6419 and 1F6795) (See Edge Trailing—Main Planes)							
		ELECTRICS, FRONT SPAR, PORT AND STARBOARD, WINGS (V5792) (See Electrical Installation)							
		FUEL SYSTEM, IN C/S WING, PORT AND STARBOARD (3&4P2895) (See Services — Fuel Installation)							
		FUEL SYSTEM, TO OVERLOAD TANK (1P2787) (See Services—Fuel Installation)							
		GALLEY, EQUIPMENT, AND BULK-HEAD (1Z6909) (See Equipment Aircraft—Galley)							
		HANDLE, CRASH, AT FORMER 11 (1Z7951)							
		Spares for :—							
	2Z4772	Bracket, for handgrip	1	S3		35/22
	2Z4764	Handgrip	1	S3 & T45		35/23
	3Z7951	Stiffener, handgrip	1	L72		35/24
		HEATING & VENTILATING (19Z6315) (See Services—Heating & Ventilating)							
		LEVER, OPERATING, AILERON AND SERVO MOUNTING (R3067) (See Controls—Flying)							
		METHYL BROMIDE, FIRE PROTECTION INSTALLATION (6P2433) (See Services—Methyl Bromide)							
		MOUNTING, FLAMECORDS AND SWITCHES PORT AND STARBOARD (1&2Z5373) (See Services—Methyl Bromide)							
	6D8444	MOUNTING, AMPLIFIER GROUP				1	—		

FUSELAGE
CENTRE PORTION

Ref. No.	Part No.	Description				No. off	Matl. Spec.	Cl. of St. M.R.	Plate and Illust'n No.
		1	2	3	4				
		MOUNTING, FATIGUE METER, AT FORMER 9 (V9941) (Mod. 850)							
		Spares for :—							
	6V9941	Angle, mounting, port (Mod. 886)	1	L65			
	7V9941	Angle, mounting, starboard (Mod. 886)	1	L65			
5H/9402803	—	Block, terminal, TB 560	1	—	C C C A C C C		
5H/9402794	—	Cover, terminal block	1	—			
5H/9400051	—	Ferrule, for terminal block	8	—			
6A/6485	—	Meter, fatigue (Mod. 886)	1	—			
14143	4V9941	Packing, angle, port	1	L72			
14144	5V9941	Packing, angle, starboard	1	L72			
5H/124	—	Socket, for terminal block	4	—			
		MOUNTING, ABANDON AIRCRAFT HORN, AT FORMER 6 (V9513)							
		Spares for :—							
5CZ/1961	—	Horn, abandon aircraft	1	—	B		
		MOUNTING, FIRE EXT. BOTTLES AND FLAME SWITCHES (1Z4914) (See Services—Methyl Bromide)							
		MOUNTING, PARACHUTE, BETWEEN FORMERS 8-9 (1Z6820) (See Equipment Aircraft-Dinghy and Parachute)							
		NACELLE, FAIRINGS, AFT ENGINE BULKHEAD, INBOARD, PORT AND STARBOARD (9 & 10E2651) (See Power Installation—Nacelle Fairings)							
		OXYGEN SYSTEM (7Z6319) (See Services—Oxygen Equipment)							
27C/1923		Pack, dinghy, at former 12	1	—	A		
		PANEL, RADAR POWER (T4482)							
		PANEL, EXTENSION, FOR RADAR POWER PANEL (T4327) (See Instrument Panels)							
		RADIO AND RADAR INSTALLATION (4T3440) (See Radio and Radar Installation)							
13463	2F5162	RIB, NOSE, OUTBOARD, NACELLE, PORT, GROUP			1	—	C	35/25	
13815	3F5162	RIB, NOSE, OUTBOARD, NACELLE, STARBOARD, GROUP			1	—	C	35/26	
		SEAT, RADAR OPERATORS (1N1199) (See Equipment Aircraft—Seats and Fittings)							

FUSELAGE
CENTRE PORTION

Ref. No.	Part No.	Description				No. off	Matl. Spec.	Cl. of St.	Plate and Illust'n No.
		1	2	3	4			M.R.	
		SEAT, FOOTSTEP & CRASH STATION, S.B. OPERATOR (D8441) (See equipment Aircraft—Seats and Fittings)							
		SHELF, NAVIGATOR'S, BETWEEN FORMERS 6 & 8 (Z9817) (See Fuselage—Front Centre Portion)							
		STATION, SONO-BUOY, BETWEEN FORMERS 6 & 8 (Z9837) (See Fuselage, Front Centre Portion for breakdown)							

FUSELAGE
CENTRE PORTION

Ref. No.	Part No.	Description				No. off	Matl. Spec.	Cl. of St.	Plate and Illust'n No.
		1	2	3	4			M.R.	
		STATION, RADAR OPERATOR (T4285)							
		Spares for :—							
	2T4285	Bracket, channel, on support member	4	L72			
	5T3279	Clip, single, for bottom shelf	2	—			
5392	6T3279	Clip, half, for table	2	—	C		
13327	10SS1862	Clip, half, for top shelf and table	3	—	C		
	21T3279	Clip, half, for top shelf	1	—			
	—	Indicator, type X9984 (Mod. 771)	1	—			
	29T3073	Leg, support	1	—		35/40	
10A/14480	—	Mounting, indicator unit, type 302	1	—	A		
		MOUNTING, ELECTRICAL BOX FOR A.R.I. 18144 DE-ICING (V9514) (Mod. 771)							
		Spares for :—							
		BOX, ELECTRICAL (V9514)							
		(See Electrical Installation)							
	2V9514	Stay, support, for box	1	T35			
		MOUNTING, A.S.V. CONTROL UNIT (T4693) (Mod. 771)							
		(See Radio & Radar—ARI. 18089 Installation)							
		MOUNTING, POWER UNIT (T4791) (Mod. 771)							
		(See Radio & Radar Installation)							
	1T4765	PANEL, A.S.V. CONTROL, GROUP...	1	—			
		(See Radio & Radar—ARI. 18089 Installation)							
		SHELF, MOUNTING A.S.V. EQUIPMENT (T4648) (Mod. 771)							35/42
		Spares for :—							
14309	1T4686	BOX, STR.18.B2 CRYSTAL STOWAGE, GROUP	1	—	C		
	1T4679	SHELF, GROUP	1	—			
14311	2T4648	Tube, tie, at former 9	1	T35	C		
14312	3T4648	Tube, tie, at former 10	1	T35	C		
		(For Equipment on shelf, see—Radio & Radar Installation)							
	1T4790	SHELF, BOTTOM, GROUP (Mod. 771)	1	—		35/43	
	12T4285	Stay, between shelves	1	T45	C	35/356	
	1T4764	TABLE, RADAR OPERATOR'S, GROUP				35/46	
	1T4550	TABLE, MOUNTING, INDICATOR, GROUP	1	—		35/45	
		Spares for :—							
7555	11T2437	Bearing, outer	2	L1	C		
7556	13T2437	Bearing, centre	1	BS250	C		
	2T3073	Bracket, swivel	2	L59			
26DC/1248	112D1944	Handwheel	1	—	C		
	8T2437	Link, spindle to angle	2	L72			
10AJ/169	—	Mounting, A.V.	2	—	B		
10AJ/138	—	Mounting, A.V.	2	—	B		
	12T2437	Nut, for spindle	1	S1			
	9T2437	Spindle	1	S1			
	1T4549	TABLE, GROUP...	1	—			
10D/21256	—	Unit, marker (bearing)	1	—	A		

FUSELAGE
CENTRE PORTION

Ref. No.	Part No.	Description				No. off	Matl. Spec.	Cl. of St.	Plate and Illust'n No.
		1	2	3	4			M.R.	
		STRUCTURE, FUSELAGE, CENTRE PORTION AND PLANE (D6300)				1	—		
		Spares for :—							
13319	1W819	Adaptor, winch reaction socket (See Armament—Bomb Gear)				2	L1 or L40	C	3/74
	4D2964	ADJUSTMENT, FOR BOMB GEAR HOUSING, GROUP (See Armament-Bomb Gear)				2	—		3/75
	1D6841	BELL-CRANK, GROUP Consisting of :—				2	—		35/47
3454	4D6841	Bearing				2	L1	C	35/142
3455	2D6841	Plate, mounting				1	L72	C	35/143
3456	3D6841	Plate, bridge				1	L72	C	35/144
3457	6D6841	Plate, crank... ..				1	S3 & T35	C	35/145
28Q/10680	AS2230/403	Rivet, csk.hd, 1/8" dia. x 3/16" long				8	—	C	
28Q/6764	AS2227/403	Rivet, snap hd, 1/8" dia. x 3/16" long				4	—	C	
28Q/10776	AS2227/409	Rivet, snap hd, 1/8" dia. x 9/16" long				1	—	C	
	5D6841	Tube				1	T35		
28W/8520	AS470/G	Washer				1	—	C	
13804	AT31348	Block, hinge				4	L40	C	
	155D6300	Block, packing				2	L1 or L40	C	
	156D6300	Block, packing				2	L1 or L40		
3333	13D4205	Bolt, engine rib, outboard, rear spar, top and bottom boom (Pre.Mod. 599)				4	S82	C	35/48
5559	271D6300	Bolt, engine rib, outboard rear spar, top and bottom boom				4	S99	C	
13078	25D1740	Bolt, engine rib, inboard rear spar, top and bottom boom				4	S2	C	35/49
13920	7D2362	Bolt, engine rib to front spar web				16	—	C	35/50
13918	205D2902	Bolt, 2 BA attachment of tie bracket to floor beam				16	S1	C	36/51
3458	7D1756	Bolt, hex.hd, 1/4" BSF attachment of bomb housing to floor beam				4	S1	C	36/52
3459	52D6212	Bolt, hex.hd, bomb housing				4	S1	C	36/53
	3D2972	Bolt, special				16	S1		36/54
	2D2972	Bolt, special				12	S1		36/55
5560	272D6300	Bolt, U/C beam, attachment to front spar, top, LH				2	S99	C	35/56
5561	273D6300	Bolt, U/C beam, attachment to front spar, bottom, LH				2	S99	C	35/57
3339	140D6300	Bolt, U/C beam, attachment to front spar, bottom, RH				8	S99	C	35/58
3340	141D6300	Bolt, U/C beam, attachment to front spar, top, RH				2	S99	C	35/59
	AT36848	Bolt-eye, for emergency exit				4	—		

SHACKLETON Mk. 2

**FUSELAGE
CENTRE PORTION**

Page 395

Ref. No.	Part No.	Description				No. off	Matl. Spec.	Cl. of	Plate and Illust'n No.
		1	2	3	4			St. M.R.	
STRUCTURE, FUSELAGE, CENTRE PORTION AND PLANE (D6300) (Cont'd)									
14292	11D6300	Bracket, top, rear spar, top boom				1	L72	C	
	12D6300	Bracket, top, rear spar, top boom				1	L72		
	13D6300	Bracket, bottom, rear spar, top boom				1	L72		
	14D6300	Bracket, bottom, rear spar, top boom				1	L72		
	15D6300	Bracket, bottom, corner, rear spar, bottom boom, RH				1	L40		
	16D6300	Bracket, bottom, corner, rear spar, bottom boom, RH				1	L40		
	17D6300	Bracket, top corner, rear spar, bottom boom, RH				1	L40		
	18D6300	Bracket, top corner, rear spar, bottom boom, LH				1	L40		
13917	1W808	BRACKET, TIE, GROUP (See Armament—Bomb Gear)				4	—	C	3/77
	47D6300	BRACKET, STABILISING, FOR CRUTCHING UNIT, GROUP (See Armament—Bomb Gear)							
	1D7653	BRACKET, COCKPIT, LAMP, GROUP				1	—		
	48D6300	BRACKET, STABILISING, FOR CRUTCHING UNIT, GROUP (See Armament—Bomb Gear)				1	—		
	151D6300	Bracket, safety, ash tray				1	L72		
	187D6300	Bracket, gauge support				1	L72		
	188D6300	Bracket, charge point				1	L72		
	AT60169	CLAMP (ADJUSTMENT GEAR) BETWEEN CROSS MEMBERS 6a & 7, GROUP (See Armament—Bomb Gear)				1	—		2/78
13237	1W824	COVER, FRONT LIFTING POINT, GROUP (See Armament—Bomb Gear)				1	—	C	2/79
		COVER, FRONT LIFTING POINT, GROUP (See Armament—Bomb Gear)				1	—		
13923	2W824	COVER, FRONT LIFTING POINT, GROUP (See Armament—Bomb Gear)				1	—	C	2/80
3341	1D6472	COVER, BOMB HOUSING, GROUP (See Armament—Bomb Gear)				1	—	C	2/81
13136	AT60176	COVER, BOMB HOUSING, GROUP (See Armament—Bomb Gear)				2	—	C	2/44

**FUSELAGE
CENTRE PORTION**

Ref. No.	Part No.	Description				No. off	Matl. Spec.	Cl. of St.	Plate and Illust'n No.
		1	2	3	4			M.R.	
		STRUCTURE, FUSELAGE CENTRE PORTION AND PLANE (D6300) (Cont'd)							
4370	1F8372	DOOR, ACCESS TO No. 1 TANK, PORT, GROUP (Pre. Mod. 893)				1	—	C	35/60
	3F11520	DOOR, ACCESS TO No. 1 TANK, PORT, GROUP (Mod. 893)				1	—		35/60
4371	2F8372	DOOR, ACCESS TO No. 1 TANK, STARBOARD, GROUP (Pre. Mod. 893)				1	—	C	35/61
7964	4F11520	DOOR, ACCESS TO No. 1 TANK, STARBOARD, GROUP (Mod. 893)				1	—	C	35/61
3254	19F6384	Spares for :— DOOR, ACCESS TO DRAINCOCK, GROUP				1	—	C	35/62
26DD/25270	1SS3879	Spares for :— CATCH, RELEASE, GROUP ...				1	—	C	35/63
3255	1SS3928	Hinge, door plate				1	—	C	35/146
3460	16F6384	Packing, hinge				1	—	C	35/147
3461	1SS3929	Plate, door				1	—	C	35/148
3462	22F6384	Stop, door				1	—	C	35/149
3349	21F5157	LOUVRE, DRAIN, GROUP				1	—	C	35/64
13684	21F4637	Plate, inspection cover				1	—	C	
	10D7413	EXIT, EMERGENCY, PORT, GROUP				1	—		35/65
	9D7413	EXIT, EMERGENCY, STARBOARD, GROUP				1	—		35/66
673	19D6532	Spares for :— Clip, spring				4	—	C	35/67
5233	1Z8406	CURTAIN, BLACK-OUT, GROUP (To be demanded separately)				1	—	B	
1582	WILMOT BREEDEN L568	Handle, grab				2	—	C	35/68
2924	4D7413	Plate, anchorage, c/w dowel				2	S3, S21	C	
	4SS3260	Plate, serial				1	—		
3466	8D7413	Plate, bearing				2	S1	C	
672	7D6532	Seal, window				1	Rubber	C	35/69
	37D7413	Seal, on closing flange (Mod. 1002) ...				1	Neoprene		
	13D7413	SEAL, BOTTOM AFT, PORT, GROUP (Mod. 1002)				1	—		
	14D7413	SEAL, BOTTOM FORWARD, STARBOARD, GROUP (Mod. 1002)				1	—		
	15D7413	SEAL, BOTTOM FORWARD, PORT, GROUP (Mod. 1002)				1	—		
	16D7413	SEAL, BOTTOM AFT, STARBOARD, GROUP (Mod. 1002)				1	—		

FUSELAGE
CENTRE PORTION

Ref. No.	Part No.	Description				No. off	Matl. Spec.	Cl. of St.	Plate and Illust'n No.
		1	2	3	4			M.R.	
		EXIT, EMERGENCY, PORT AND STARBOARD (10 & 9 D7413) (Cont'd)							
	17D7413	SEAL, TOP PORT, GROUP (Mod. 1002)				1	—		
	18D7413	SEAL, TOP STARBOARD, GROUP (Mod. 1002)				1	—		
	19D7413	SEAL, SIDE, GROUP (Mod. 1002) ...				1	—		
3475 671	6D6532	Strip, sealing window				1	L72	C	
	5D6532	Window				1	DTD339A	C	
13705	3T2321	Fairlead, half, in floor				4	BSS1137		
	3W839	Fork, end, fitting, for tie rod				2	S1	C	
	AT30402	Lever, clamping (See Armament—Bomb Gear)				4	—		
	252D6300	LEVER, AND BLOCK, GROUP ... (See Armament—Bomb Gear)				2	—		2/86
	253D6300	LEVER, AND BLOCK, GROUP ... (See Armament—Bomb Gear)				2	—		2/87
1424	256D6300	Liner, tapered				2	L72		
	257D6300	Liner, tapered				6	L72		
	228D6300	Lock, flush fitting, for emergency exit (Pre. Mod. 344)				1	—	C	
1425	229D6300	Lock, flush fitting, for emergency exit (Pre. Mod. 344)				1	—	C	
4745	AT62195	LOCK, FOR EMERGENCY EXIT (Mod. 344), GROUP				1	—	C	35/71
4746	AT62196	LOCK, FOR EMERGENCY EXIT (Mod. 344), GROUP (For breakdown see page 433)				1	—	C	35/72

SHACKLETON Mk 2

FUSELAGE
CENTRE PORTION

Ref. No.	Part No.	Description				No. off	Matl. Spec.	Cl. of St.	Plate and Illust'n No.
		1	2	3	4			M.R.	
		STRUCTURE, FUSELAGE CENTRE PORTION AND PLANE (D6300) (Cont'd)							
		MOUNTING, ENGINE SUBFRAME AND UNDERCARRIAGE SUPPORT BEAMS, PORT AND STARBOARD (1&2O3150) (See Power Installation—Engine Subframes)							
3470	25D4205	Nut, slotted, for bolt, engine rib to front spar boom				4	S11	C	35/73
3334	24D4205	Nut, for bolt, engine rib to front spar boom				8	S11	C	35/74
	35D1740	PANEL, ACCESS, GROUP Spares for :—				1	—		36/75
	106Z1196	Label, " Access to Transport Bolts " ...				1	—		
	54D6300	PANEL, ACCESS, GROUP Spares for :—				1	—		36/76
	106Z1196	Label, " Access to Transport Bolts " ...				1	—		
	255D6300	PANEL, ACCESS, GROUP Spares for :—				1	—		36/77
	106Z1196	Label, " Access to Transport Bolts " ...				1	—		
	258D6300	PANEL, ACCESS, GROUP Spares for :—				1	—		
	106Z1196	Label, " Access to Transport Bolts " ...				1	—		36/78
	72D1740	Panel, access				1	L72		36/79
	215D2902	Panel, access				1	L72		35/80
	216D2902	Panel, access				1	L72		35/81
	189D6300	Panel, access				2	L72		35/82
13320	1W836	PAWL, LOCKING (Bomb housing), GROUP (See Armament—Bomb Gear)				1	—	C	3/88
	7W839	Piece, distance				2	—		
13807	AT30398	Pin, locating				1	S80	C	2/55
	AT30417	Pin, for clamping lever (See Armament—Bomb Gear)				4	S80		
3471	15D1940	Pin, rear, stop bracket				2	S80	C	36/83
3472	1D7546	Plate, mounting, aileron servo motor ...				1	DTD124A	C	
13389	8D2006	Plug, jig pad				4	L1	C	36/84
5CY/455	—	Plug				1	—	B	
	1R2906	PULLEY, AILERON CONTROL, GROUP (See Controls—Flying)				1	—		
	101D6300	RECESS, DOOR, HANDLE, GROUP, PORT (Pre Mod. 344)				1	—		
	259D6300	RECESS, DOOR, HANDLE, GROUP, PORT (Mod. 344)				1	—		
	97D6300	RECESS, DOOR, HANDLE, GROUP, STARBOARD (Pre Mod. 344)				1	—		
	260D6300	RECESS, DOOR, HANDLE, GROUP, STARBOARD (Mod. 344)				1	—		

FUSELAGE
CENTRE PORTION

Ref. No.	Part No.	Description				No. off	Matl. Spec.	Cl. of St.	Plate and Illust'n No.
		1	2	3	4			M.R.	
STRUCTURE, FUSELAGE CENTRE PORTION AND PLANE (D6300) (Cont'd)									
	101F5160	RIB, ENGINE MOUNTING, OUT-BOARD, PORT, GROUP (Supplied with the following loose fittings)				1	—		35/85
13532	38F5160	Bolt, 1/2" BSF				18	S2, S11 or DTD188D	C	
26EA/32805	47F5160	Bolt, 1/2" BSF				2	S2, S11 or DTD188D	C	
26EA/32802	26F5160	Fork, front, top attachment				1	S11	C	
13856	27F5160	Fork, front, bottom attachment				1	S11	C	
13854	28F5160	Fork, rear, top attachment				1	S11	C	
13855	29F5160	Fork, rear, bottom attachment				1	S11	C	
28L/784	A16Y/NT	Nut, 1/2" BSF				20	—	C	
26EA/6204	47F3698	Washer				20	S1	C	
	102F5160	RIB, ENGINE MOUNTING, OUT-BOARD, STARBOARD, GROUP (Supplied with the following loose fittings)				1	—		35/86
13532	38F5160	Bolt, 1/2" BSF				18	S2, S11 or DTD188D	C	
26EA/32805	47F5160	Bolt, 1/2" BSF				2	S2, S11 or DTD188D	C	
26EA/32802	26F5160	Fork, front, top attachment				1	S11	C	
13856	27F5160	Fork, front, bottom attachment				1	S11	C	
13854	28F5160	Fork, rear, top attachment				1	S11	C	
13855	29F5160	Fork, rear, bottom attachment				1	S11	C	
28L/784	A16Y/NT	Nut, 1/2" BSF				20	—	C	
26EA/6204	47F3698	Washer				20	S1	C	
26EA/31855	3F5160	RIB, ENGINE MOUNTING, IN-BOARD, PORT, GROUP (Supplied with the following loose fittings)				1	—	C	5/87
13533	32F5160	Bolt, 1/2" BSF				1	S2, S11 or DTD188D	C	
13532	38F5160	Bolt, 1/2" BSF				17	S2, S11 or DTD188D	C	
26EA/32805	47F5160	Bolt, 1/2" BSF				2	S2, S11 or DTD188D	C	
13857	22F5160	Fork, front, top attachment				1	S11	C	
26EA/32812	23F5160	Fork, front, bottom attachment				1	S11	C	
13858	24F5160	Fork, rear, top attachment				1	S11	C	
13859	25F5160	Fork, rear, bottom attachment				1	S11	C	
28L/784	A16Y/NT	Nut, 1/2" BSF				20	—	C	
26EA/6204	47F3698	Washer				20	S1	C	

SHACKLETON Mk. 2

FUSELAGE
CENTRE PORTION

Ref. No.	Part No.	Description				No. off	Matl. Spec.	Cl. of St.	Plate and illust'n No.
		1	2	3	4			M.R.	
STRUCTURE, FUSELAGE CENTRE PORTION AND PLANE (D6300) (Cont'd)									
13826	2F5160	RIB, ENGINE MOUNTING, IN-BOARD, STARBOARD, GROUP				1	—	C	35/88
13533	32F5160	(Supplied with the following loose fittings) Bolt, 1/2" BSF				1	S2, S11 or DTD188D	C	
13532	38F5160	Bolt, 1/2" BSF				17	S2, S11 or DTD188D	C	
	47F5160	Bolt, 1/2" BSF				2	S2, S11 or DTD188D	C	
13857	22F5160	Fork, front, top attachment				1	S11	C	
	23F5160	Fork, front, bottom attachment				1	S11	C	
13858	24F5160	Fork, rear, top attachment				1	S11	C	
13859	25F5160	Fork, rear, bottom attachment				1	S11	C	
28M/784	A16Y/NT	Nut, 1/2" BSF				20	—	C	
13966	47F3698	Washer				20	S1	C	
	F6294	RIB, INTERMEDIATE, LH, GROUP ...				1	—		35/89
(Supplied with the following loose fittings)									
28D/12531	A25/3C	Bolt, hex.hd, 2 BA x .7" long				4	—	C	
	11F5029	Cleat, front, bottom				1	L72		
	9F6294	Cleat, rear, bottom				1	—		
13727	11F3701	Fork, front attachment				1	L40	C	
13728	12F3701	Fork, rear attachment				1	L40	C	
28M/5316	A16Y/CP	Nut, 2 BA				4	—	C	
28W/8516	AS470/C	Washer, 2 BA				4	—	C	
	2F6294	RIB, INTERMEDIATE, RH, GROUP ...				1	—		35/90
(Supplied with the following loose fittings)									
28D/12531	A25/3C	Bolt, hex.hd, 2 BA x .7" long				4	—	C	
3473	12F5029	Cleat, front, bottom				1	L72	C	
3474	10F6294	Cleat, rear, bottom				1	L72	C	
13727	11F3701	Fork, front attachment				1	L40	C	
13728	12F3701	Fork, rear attachment				1	L40	C	
28M/5316	A16Y/CP	Nut, 2 BA				4	—	C	
28W/8516	AS470/C	Washer, 2 BA				4	—	C	
3335	1D4397	RIB, WING ROOT, TOP BOOM, LH, GROUP				1	—	C	35/91
3336	3D4397	RIB, WING ROOT, TOP BOOM, RH, GROUP				1	—	C	35/92
	1D8389	RIB, WING ROOT, BOTTOM BOOM, LH, GROUP (Pre Mod. 508)				1	—		35/93
	2D8389	RIB, WING ROOT, BOTTOM BOOM, RH, GROUP (Pre Mod. 508)				1	—		35/94
13561	3D8389	RIB, WING, ROOT, BOTTOM BOOM, LH, GROUP (Mod. 508)				1	—	C	
13562	4D8389	RIB, WING ROOT, BOTTOM BOOM, RH, GROUP (Mod. 508)				1	—	C	

**FUSELAGE
CENTRE PORTION**

Ref. No.	Part No.	Description				No. off	Matl. Spec.	Cl. of St.	Plate and Illust'n No.
		1	2	3	4			M.R.	
		STRUCTURE, FUSELAGE CENTRE PORTION AND PLANE (D6300) (Cont'd)							
3665	98D6300	ROD, OPERATING, EMERGENCY EXIT, GROUP				2	—	C	35/96
3666	99D6300	ROD, CONNECTING, EMERGENCY EXIT, GROUP				2	—	C	35/97
3667	100D6300	ROD, OPERATING, EMERGENCY EXIT, GROUP				2	—	C	35/98
13706	1W841	ROD, TIE, BOMB CRUTCH, GROUP (See Armament—Bomb Gear)				2	—	C	3/93
	AT36847	Rod, short, bolt, for emergency exit ...				2	—		
	AT36849	Rod, long, bolt, for emergency exit ...				2	—		
	14D4205	Screw, special 2 BA attaching fixed skin to front spar (Pre Mod. 893)				16	S1		35/99
13546	35D4205	Screw, csk.hd, $\frac{1}{4}$ " BSF x $\frac{3}{4}$ " long, attachment of tank access to rear spar boom and inboard engine rib (Pre Mod. 893)				40	S1	C	35/100
13547	36D4205	Screw, mush. hd, $\frac{1}{4}$ " BSF x $\frac{3}{4}$ " long, attachment of tank access door to rear spar boom, wing root, and attachment strip (Pre Mod. 893)				84	S1	C	35/101
13413	230D2902	Screw, mush. hd, 2 BA x $\frac{9}{16}$ " long, attachment of tank access door to rear spar boom (Pre Mod. 893)				114	S1	C	35/102
13414	231D2902	Screw, mush. hd, 2 BA x $\frac{11}{16}$ " attachment of tank access door to attachment strip (Pre Mod. 893)				110	S1	C	35/103
13397	1SS3754	Screw, csk. hd, 2 BA x $\frac{3}{4}$ " long, attachment of tank access door and fixed skin to engine rib (Pre Mod. 893)				108	S1	C	35/104
13396	1SS3753	Screw, mush. hd, 2 BA x $1\frac{1}{16}$ " long, attachment of tank access door, inboard edge (Pre Mod. 893)				108	S1	C	35/105
3432	92D6300	Seal, emergency exit (SS976 x 7' $6\frac{3}{4}$ " long)...				2	Rubber	C	35/106
		SHACKLE, LANYARD, FOR PARACHUTE (9Z7650) (Mod. 970) Spares for :—							
	10Z7650	Eyebolt				3	S94		
	SP54/0570/3 $\frac{1}{4}$	Lanyard				1	—		
5016	8Z7650	Shackle				3	DTD239A	C	
	214D6300	Shim, top, port				1	L72		
	215D6300	Shim, top, starboard				1	L72		
	216D6300	Shim, bottom, port				1	L72		
	217D6300	Shim, bottom, starboard				1	L72		
	4W839	Tube, distance for fork-end				2	—	C	

SHACKLETON Mk. 2

FUSELAGE
CENTRE PORTION

Ref. No.	Part No.	Description				No. off	Matl. Spec.	Cl. of St.	Plate and Illust'n No.
		1	2	3	4			M.R.	
		STRUCTURE, FUSELAGE CENTRE PORTION AND PLANE (D6300) (Cont'd)							
		SKINNING, TOP, WING BETWEEN ENGINE INBOARD RIB AND FUSELAGE, PORT AND STARBOARD (1&2F6371)							
		Spares for :—							
		DOOR, ACCESS, FOR PIPE JOINT (1F7328)							35/107
		Spares for :—							
13003	4SS3158 22F6371	Bolt, 2 BA, csk.hd	18	—	C	
		Door, access	1	L72	C	
		DOOR, ACCESS, FILLER (1F6813)							
		Spares for :—							
13004	5SS3158	Bolt, 2 BA csk.hd	6	—	C	35/108
5326	3F6813	DOOR, FILLER, GROUP ...				1	—	C	35/109
		Consisting of :—							
26DD/25270	1SS3879	CATCH, DOOR, GROUP				1	—	C	35/110
		(See page 641 for breakdown)							
3255	1SS3928	Hinge...	1	—	C	35/146
	979SS4000	Label	1	DTD213		
	3aF6813	Plate, door	1	L72		
	3SS3929	Plate, door, spring	1	—		
28Q/10850	AS2228/203	Rivet, mush. hd,	$\frac{1}{16}$ "	\times	$\frac{3}{16}$ " long	4	—	C	
28Q/10852	AS2228/304	Rivet, mush. hd,	$\frac{3}{32}$ " dia.	\times	$\frac{3}{16}$ " long	6	—	C	
28Q/6619	AS2229/303	Rivet, csk. hd, 90°	$\frac{3}{32}$ " dia.	\times	$\frac{3}{16}$ " long	6	—	C	
13123	22F6371	Door, access	2	L72		35/111
13911	17SS3221	Plate, inspection	1	—	C	35/112
	20SS3221	Plate, inspection	2	—	C	35/113
	63F4628	Screw, set	2	S1		35/114
	250D6300	SLIP, HOUSING, HEAVY BOMB, GROUP				1	—		2/90
		(See Armament—Bomb Gear)							
	20D2964	SLIP, HOUSING, FOR 500LB. BOMB CARRIER, GROUP				2	—		2/89
		(See Armament—Bomb Gear)							

**FUSELAGE
CENTRE PORTION**

Ref. No.	Part No.	Description				No. off	Matl. Spec.	Cl. of St.	Plate and Illust'n No.
		1	2	3	4			M.R.	
STRUCTURE, FUSELAGE CENTRE PORTION AND PLANE (D6300) (Cont'd)									
SPAR, REAR (1F6379)									
Spares for :—									
ATTACHMENT, U/C, PORT (14K1523) (Pre Mod. 893)									
ATTACHMENT, U/C, STARBOARD (13K1524) (Pre Mod. 893)									
Spares for :—									
13873	31bSS3078	Bolt, pedestal, bearing	P-S 6-7	S2 or S11	C	36/115	
3476	31gSS3078	Bolt, pedestal, bearing port	2	S2 or S11	C	36/116	
	31kSS3078	Bolt, pedestal, bearing, starboard	1	S2 or S11	C	36/117	
5058	41bSS3078	Bolt, radius rod bracket	2	S2 or S11	C	36/118	
13998	31SS3081	Bolt, pedestal, bearing	P-S 3-4	S1	C	36/119	
14034	32SS3081	Bolt, pedestal, bearing, port	1	S1	C	36/120	
13308	30SS3081	Bolt, radius rod bracket	4	S1	C	36/121	
13306	1K1533	BRACKET, RADIUS ROD, PORT, GROUP			2	—	C	36/122	
Spares for :—									
	3K1533	Bush	1	S2			
13307	1K1534	BRACKET, RADIUS ROD STARBOARD, GROUP			2	—	C	36/123	
Spares for :—									
	3K1533	Bush	1	S2			
13578	2K1523	Channel, stiffener	4	L40	C	36/124	
13000	SS3071	Nut, $\frac{3}{8}$ " BSF	12	S1	C	36/125	
13011	SS3080	Nut, $\frac{7}{16}$ " BSF	10	S1	C	36/126	
MOUNTING AND INTER-MEDIATE LEVER (R.2499)									
(See Controls, Flying)									
13301	1K1527	PEDESTAL, BEARING, TOP OUTBOARD, LH, PORT, GROUP			1	—	C	36/127	
13302	2K1527	PEDESTAL, BEARING, TOP INBOARD, RH, PORT AND STARBOARD AND OUTBOARD, RH, STARBOARD, GROUP			P-S 1-2	—	C	36/128	
13386	1K1528	PEDESTAL, BEARING, TOP, OUTBOARD, RH, PORT, GROUP			1	—	C	36/129	
13387	1K1529	PEDESTAL, BEARING, TOP, INBOARD, LH, PORT, GROUP			1	—	C	36/130	
13304	1K1530	PEDESTAL, BEARING, TOP, INBOARD, LH, STARBOARD, GROUP			1	—	C	36/131	
13305	1K1531	PEDESTAL, BEARING, TOP, OUTBOARD, LH, STARBOARD, GROUP			1	—	C	36/132	
13303	3K1523	Piece, distance	16	L1 or L40	C	36/133	
13602	1SS3110	Washer	10	—	C	36/134	
13015	2SS3110	Washer	16	—	C	36/135	

FUSELAGE
CENTRE PORTION

Ref. No.	Part No.	Description				No. off	Matl. Spec.	Cl. of St.	Plate and Illust'n No.
		1	2	3	4			M.R.	
SPAR, REAR (1F6379) (Cont'd)									
ATTACHMENT, U/C, PORT AND STARBOARD (1 & 2 K2763) (Mod. 893)									
Spares for :—									
13873	31bSS3078					P-S 6-7	S2	C	36/115
3476	31gSS3078					2	S2	C	36/116
13874	31kSS3078					1	S2	C	36/117
	7K2763					3	S94		
	8K2763					1	S94		
	9K2763					1	S94		
	10K2763					2	S94		
13998	31SS3081					3	S1	C	
14034	32SS3081					1	S1	C	
	1SS4950					4	—		
	3K2763					1	—		
	4K2763					1	—		
	5K2763					1	—		
	6K2763					1	—		
	3K1533					1	S2		
	16K2763					4	L65		36/124
13011	SS3071					4	—	C	36/125
13601	SS3080					8	—	C	36/126
28M/ 28M/	AGS2001/J1					4	—	C	
	A27/LP					8	—	C	
	17K2763					8	—	C	
13301	1K1527					1	—	C	36/127
13302	2K1527					P-S 1-2	—	C	36/128
13386	1K1528					1	—	C	36/129
13387	1K1529					1	—	C	36/130
13304	1K1530					1	—	C	36/131
13305	1K1531					1	—	C	36/132
13303	3K1523					16	L65	C	36/133
13602	1SS3110					8	—	C	
13015	2SS3110					8	—	C	
	HSS4728					6	—	C	

SHACKLETON Mk. 2

FUSELAGE
CENTRE PORTION

Ref. No.	Part No.	Description				No. off	Matl. Spec.	Cl. of St.	Plate and Illust'n No.
		1	2	3	4			M.R.	
		STRUCTURE, FUSELAGE CENTRE PORTION AND PLANE (D6300) (Cont'd)							
7500	1D6490	STRUCTURE, CRUTCH, FOR HEAVY BOMB, GROUP (See Armament—Bomb Gear)				2	—	A	3/82
		STEP-FOOT, WITH SPRING LOADED DOOR, ACCESS TO WATER TANK (D8372)							
		Spares for :—							
1468	3D8372	DOOR, SPRING LOADED, GROUP				1	—	C	35/136
1467	2D8372	Spring, door				2	—	C	35/137
3477	4D8372	STEP, BOX, GROUP				1	—	C	35/138
3478	222D6300	STUD, MOUNTING, GYRO UNIT, GROUP				1	—	C	35/139
3479	223D6300	STUD, MOUNTING, GYRO UNIT, GROUP				1	—	C	35/140
3480	224D6300	STUD, MOUNTING, GYRO UNIT, GROUP				1	—	C	35/141
3481	204D6300	Strip, sealing, bomb door, Port				1	L72	C	36/142
3482	205D6300	Strip, sealing, bomb door, Port				1	L72	C	36/143
3483	206D6300	Strip, sealing, bomb door, Starboard				1	L72	C	36/144
3484	207D6300	Strip, sealing, bomb door, Starboard				1	L72	C	36/145
11A/3616	1W970	UNIT, CRUTCHING, PORT, GROUP				2	—	A	3/94
11A/3617	2W970	UNIT, CRUTCHING, STARBOARD, GROUP (See Armament—Bomb Gear)				2	—	A	3/95
	4SS3116	Washer, special				24	—		
	6D1756	Washer, special				4	L1		
	13D1902	Washer, special				4	S3		
	2SS3677	Washer, special				4	—		
2696	15Q1392	STRUT, DE-ICING, PUMP MOUNTING BRACKET, LH, GROUP				2	—	C	35/147
2697	16Q1392	STRUT, DE-ICING, PUMP MOUNTING BRACKET, RH, GROUP				2	—	C	35/148
		UNIT, FOOT OPERATED, CALL SWITCH (1T3631)							35/146
		Spares for :—							
10F/2506	—	Switch				1	—	A	
28Y/15486	A58	Valve, charging				1	—	B	
28F/12048	AGS1186/8	Washer, sealing composite, 1/4" BSP				1	—	C	

PAGES 405 to 410 NOT ISSUED.



FUSELAGE
CENTRE PORTION

Ref. No.	Part No.	Description				No. off	Matl. Spec.	Cl. of St. M.R.	Plate and Illust'n No.	
		1	2	3	4					
COMPLEMENTARY ITEMS										
ATTACHMENT FITTINGS, FRONT CENTRE PORTION TO CENTRE PORTION FUSELAGE AT TRANSPORT JOINT, FORMER 6 (8A3057)										
Consisting of:—										
13631	6D1629	Bolt, hex. hd,	$\frac{5}{8}$ "	BSF x $3\frac{3}{8}$ " long	...	8	S2	C	1/5	
13116	23D1629	Bolt, hex. hd,	$\frac{1}{4}$ "	BSF x $1\frac{1}{2}$ " long	...	123	S2	C		
13117	25D1629	Bolt, hex. hd,	$\frac{1}{4}$ "	BSF x $2\frac{1}{4}$ " long	...	50	S2	C		
13118	26D1629	Bolt, hex. hd,	$\frac{1}{4}$ "	BSF x $2\frac{1}{4}$ " long	...	16	S2	C		
13295	29D1629	Bolt, hex. hd,	2 BA	x $1\frac{1}{4}$ " long	...	56	S2	C		
13700	31D1629	Bolt, hex. hd,	$\frac{1}{4}$ "	BSF x $1\frac{7}{8}$ " long	...	3	S2	C		
28D/1011250	A25/36E	Bolt, hex. hd,	$\frac{1}{4}$ "	BSF x 3.6" plain x 4.1" long	...	2	—	C		
28D/13120	AGS750/3D	Bolt, hex. hd,	2 BA	84	—	C		
28M/10288	8D1629	Nut, special	$\frac{5}{8}$ "	BSF	...	8	S2	C		
28M/10290	AGS2001/C/1	Nut, stiff,	2 BA	84	—	C		
28M/7002431	AGS2001/E/1	Nut, stiff,	$\frac{1}{4}$ "	BSF	...	194	—	C		
13635	AGS2002/G/1	Nut, stiff,	$\frac{5}{16}$ "	BSF	...	8	—	C		
13016	10D1629	Washer,	$\frac{5}{8}$ "	BSF	...	8	DTD124	C		
13589	4SS3110	Washer,	$\frac{1}{4}$ "	BSF	...	194	—	C		
	7SS3110	Washer,	2 BA	84	—	C		
ATTACHMENT FITTINGS, FRONT SPAR JOINT INNER MAIN PLANE, PORT AND STARBOARD (F5096) (Pre Mod. 599) 40 & 41 F5096 (Mod. 599)										
Consisting of:—										
28D/12824	A25/4J	Bolt, hex. hd,	$\frac{3}{8}$ "	BSF x .4" Plain x 1.05" long	...	9	—	C		1/6
13465	15F5096	Nut, slotted,	$\frac{1}{2}$ "	BSF	...	4	S11 or DTD480	C		
28M/10292	AGS2001/J/1	Nut, stiff,	$\frac{3}{8}$ "	BSF	...	9	—	C		
26EA/31084	13F5096	Pin, joint, centre section	2	DTD609	C		
26EA/31085	14F5096	Pin, joint, inner mainplane	2	DTD609	C		
28P/12409	SP9/K24	Pin, split,	$\frac{3}{16}$ "	x 3" long	...	4	—	C		
26EA/33263	22F5096	Shackle, top, front, port (Pre-Mod. 559)	1	S82 or DTD331	C		
5582	30F5096	Shackle, top, front, port (Mod. 599) (Pre-Mod. 701)	1	S99	C		
5583	42F5096	Shackle, top, front, port (Mod. 701)	1	S99	C		
	31F5096	Shackle, top, front, starboard (Mod. 559) (Pre-Mod. 701)	1	S99	C		
5580	43F5096	Shackle, top, front, starboard (Mod. 701)	1	S99	C		
	32F5096	Shackle, bottom, front, port (Mod. 599) (Pre-Mod. 701)	1	S99	C		
5581	44F5096	Shackle, bottom, front, port (Mod. 701)	1	S99	C		
	33F5096	Shackle, bottom, front, starboard (Mod. 599) (Pre-Mod. 701)	1	S99	C		
5576	45F5096	Shackle, bottom, front, starboard (Mod. 701)	1	S99	C		
	34F5096	Shackle, top, rear, port (Mod. 599) (Pre-Mod. 701)	1	S99	C		
5577	46F5096	Shackle, top, rear, port (Mod. 701)	1	S99	C		
	35F5096	Shackle, top, rear, starboard (Mod. 599) (Pre-Mod. 701)	1	S99	C		
5578	47F5096	Shackle, top, rear, starboard	1	S99	C		
	36F5096	Shackle, bottom, rear, port (Mod. 599) (Pre-Mod. 701)	1	S99	C		
	48F5096	Shackle, bottom, rear, port (Mod. 701)	1	S99	C		

FUSELAGE
CENTRE PORTION

Ref. No.	Part No.	Description				No. off	Matl. Spec.	Cl. of St.	Plate and Illust'n No.
		1	2	3	4			M.R.	
ATTACHMENT FITTINGS, FRONT SPAR JOINT INNER MAIN PLANE, PORT AND STARBOARD (F5096) (Pre Mod. 599) 40 & 41 F 5096 (Mod. 599) (Cont'd)									
5579	37F5096					1	S99	C	
	49F5096					1	S99		
13466	16F5096					4	L1 or L40	C	
13467	17F5096					4	L1 or L40	C	
26EA/345	6SS3115					9	—	C	
ATTACHMENT FITTINGS, REAR SPAR JOINT INNER MAINPLANE, TO CENTRE PORTION PLANE, PORT AND STARBOARD (F5097)									
Consisting of:—									
28D/13554	A25/5J					12	—	C	
13468	6F5097					4	S11 or DTD480	C	
28M/10292	AGS2001/J/1					12	—	C	
13517	9F5097					4	DTD609	C	
5562	12F5097					4	S99	C	
28P/5047	AGS784/23					4	—	C	
5563	11F5097					1	S99		
	13F5097								
13469	5F5097					4	S1 or S6	C	
13470	7F5097					4	L1	C	
13018	9F3564					12	L1	C	
13019	10F3564					QR	L3 or L72	C	
13020	11F3564					QR	L3 or L72	C	
13021	12F3564					QR	L3 or L72	C	
ATTACHMENT FITTINGS, COVER JOINT INNER MAINPLANE, TO CENTRE PORTION PLANE, PORT AND STARBOARD (C2350)									
Spares for:—									
2643	14F5555					1	—	C	1/8
2460	15F5555					1	—	C	1/9
1024	1F6822					1	—	C	1/10
Spares for:—									
1025	1F6331					1	—	C	
	2F6822					1	—	C	1/11
5035	2F6331					1	—	C	

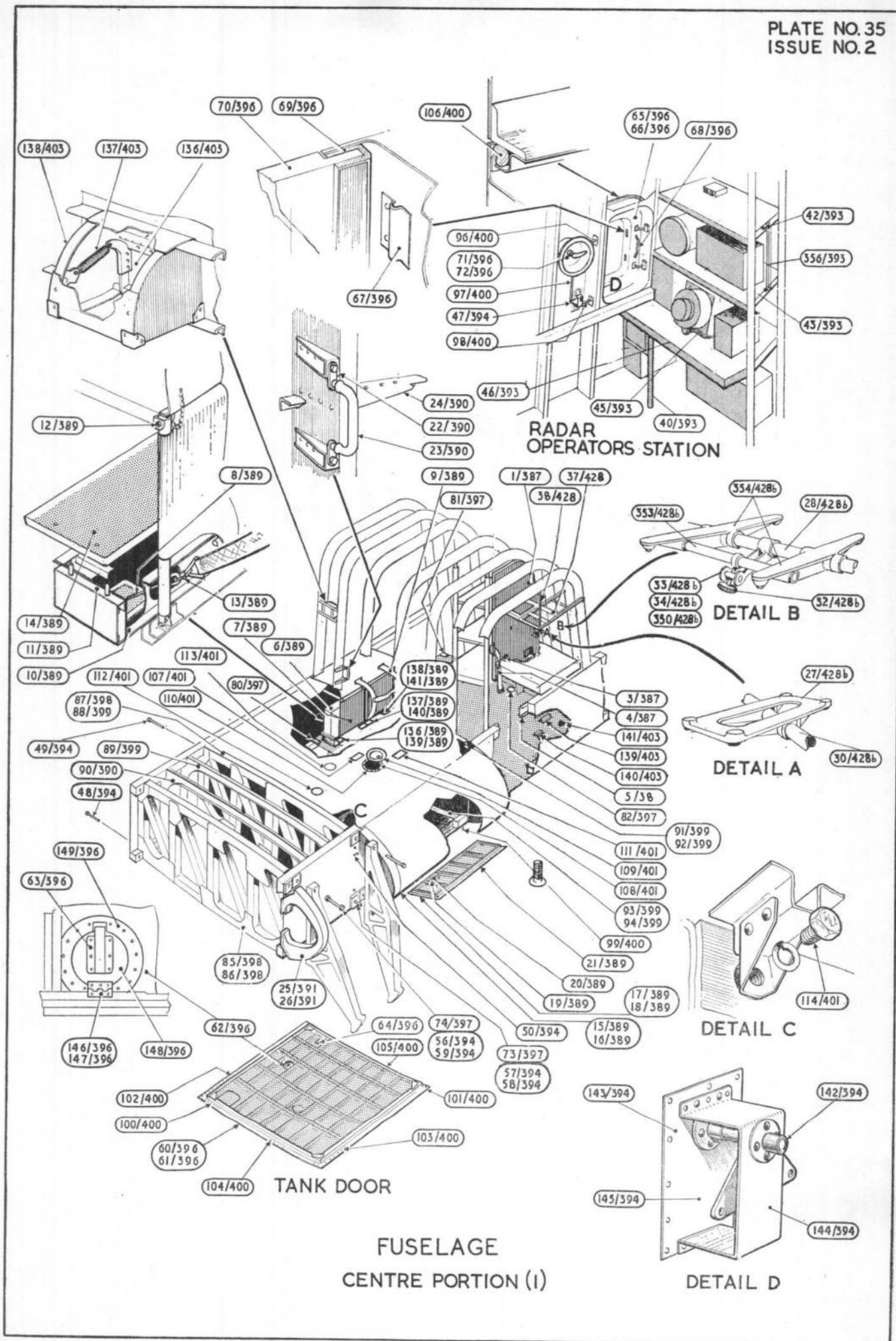
SHACKLETON Mk 2

FUSELAGE
CENTRE PORTION

Ref. No.	Part No.	Description				No. off	Matl. Spec.	Cl. of St.	Plate and Illust'n No.
		1	2	3	4			M.R.	
		ATTACHMENT FITTINGS, COVER JOINT INNER MAINPLANE, TO CENTRE PORTION PLANE, PORT AND STARBOARD (C2350) (Cont'd)							
4533	13F8071	COVER, JOINT, BOTTOM BETWEEN SPARS CENTRE PORTION PLANE, TO MAINPLANE, PORT, GROUP,				1	—	C	1/12
4534	14F8071	COVER, JOINT, BOTTOM, BETWEEN SPARS CENTRE PORTION PLANE, TO MAINPLANE STARBOARD, GROUP				1	—	C	1/13
4184	3F7384	Spares for:—				1	—	C	
4185	4F7384	Door, access to filler and drain port ...				1	—	C	
4186	3F8072	DOOR ACCESS TO OIL TANK DRAIN COCK, GROUP				1	—	C	
13004	5SS3158	Screw, csk. hd, 120° x $\frac{5}{8}$" long attachment of joint covers				QR	—	C	1/14


FUSELAGE
CENTRE PORTION

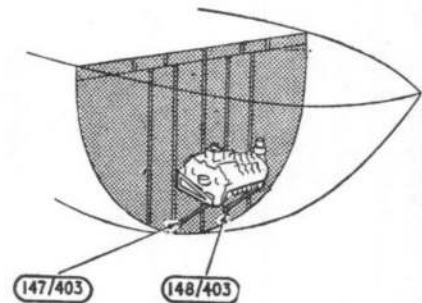
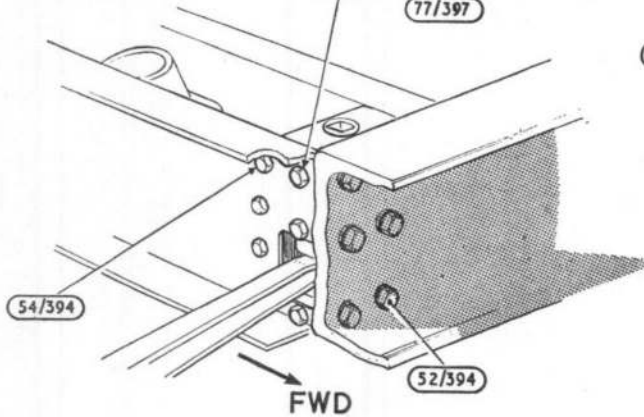
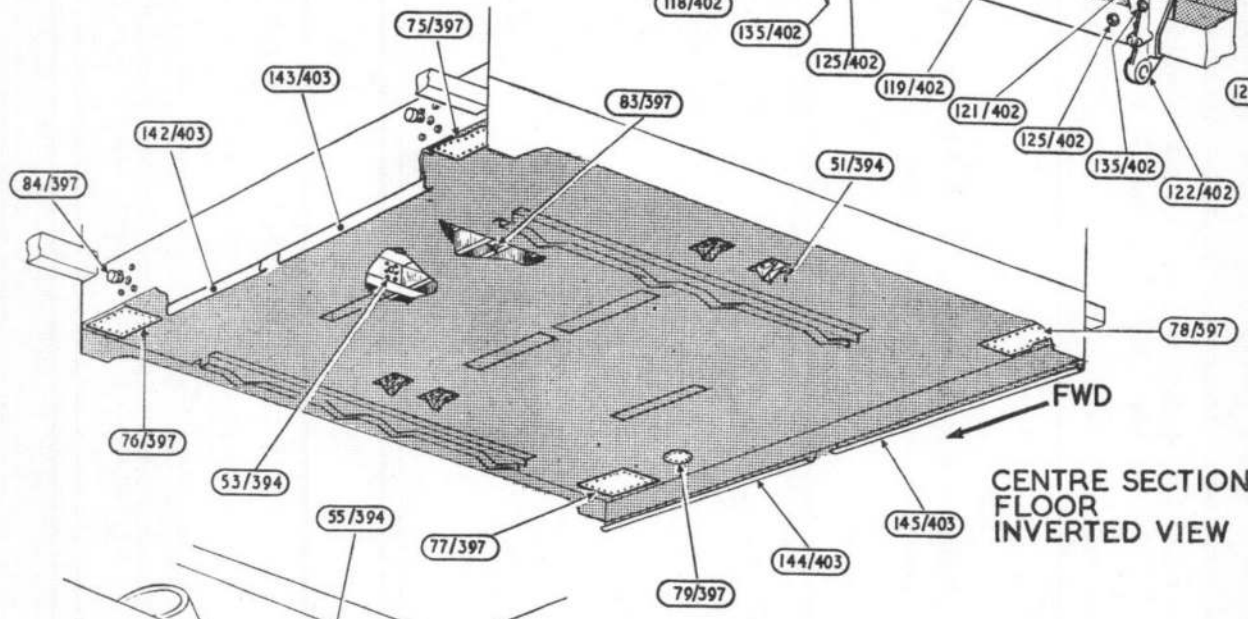
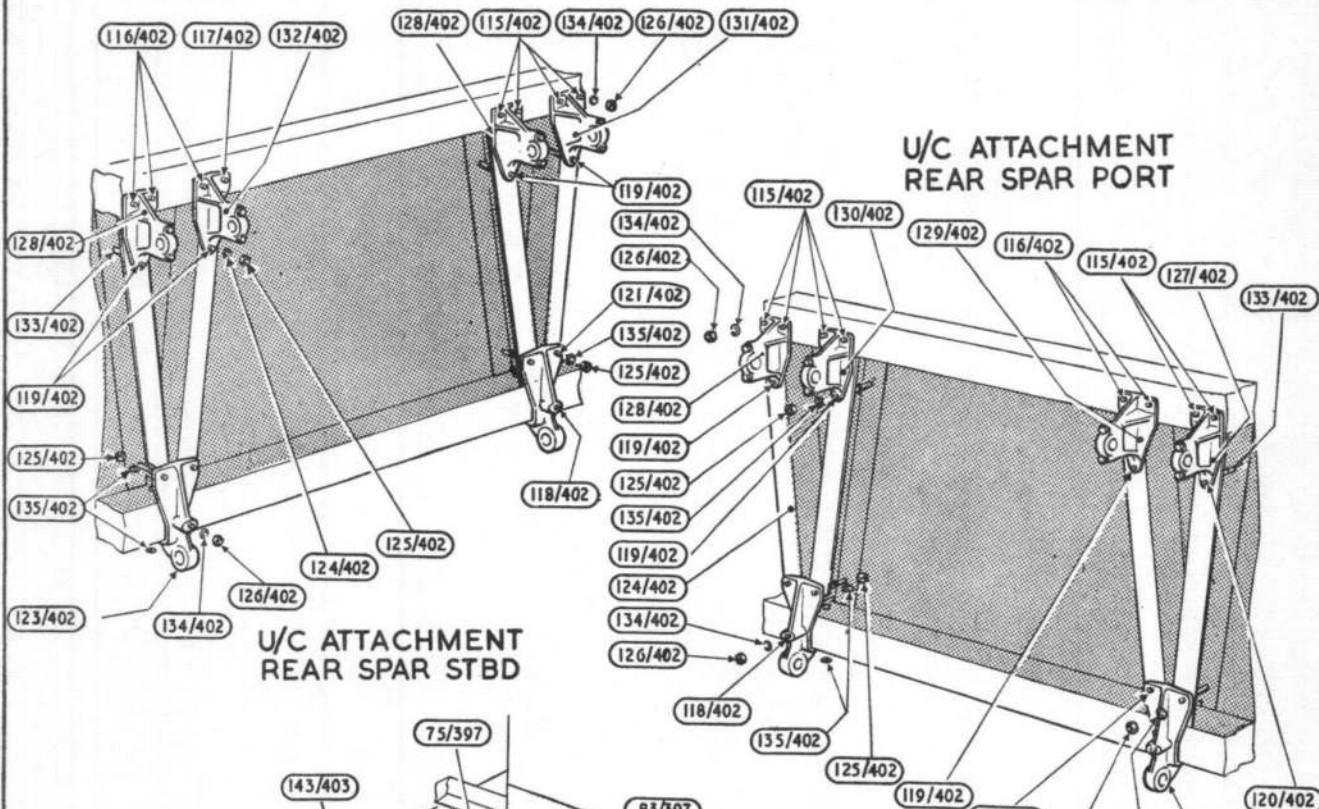
Ref. No.	Part No.	Description				No. off	Matl. Spec.	Cl. of St.	Plate and Illust'n No.
		1	2	3	4			M.R.	
SUMMARY OF STOCK ITEMS USED ON FUSELAGE, CENTRE PORTION									
28D/12512	A25/1C	Bolt, hex. hd, 2 BA 0.1" plain x 0.55" long	...			20	—	C	
28D/12519	A25/3E	Bolt, hex. hd, 1/4" BSF 0.3" plain x 0.7" long	...			8	—		
28D/12812	A25/12E	Bolt, hex. hd, 1/4" BSF 1 1/2" plain x 1.7" long	...			16	—		
28D/12545	A25/13E	Bolt, hex. hd, 1/4" BSF 1.8" plain x 1.8" long	...			8	—		
28D/13857	A25/3J	Bolt, hex. hd, 1/4" BSF	...			32	—		
28D/13554	A25/5J	Bolt, hex. hd, 1/4" BSF	...			6	—		
28D/12553	A25/6J	Bolt, hex. hd, 1/4" BSF 0.6" plain x 1.25" long	...			18	—		
28D/7277	A15Y/2C	Bolt, hex. hd, 0.2" plain x 0.6" long	...			16	—		
28D/7886	A15Y/2E	Bolt, hex. hd, 1/4" BSF 0.2" plain x 0.7" long	...			12	—		
28D/7035	A15Y/14E	Bolt, hex. hd, 1/4" BSF 1.4" plain x 1.85" long	...			6	—		
28D/13627	AGS1242/1/2C	Bolt,			16	—		
28D/9853	AS1885/1/2C	Bolt, countersunk hd, 90° 2 BA x .45" long	...			148	—		
28D/8453	AS1882/7B	Bolt, countersunk hd, 90° 4 BA x 1.05" long	...			32	—		
28M/10287	AGS2001/B/1	Nut, stiff, hexagon, 4 BA	...			12	—		
28M/12088	AGS2001/C/1	Nut, stiff, hexagon, 2 BA	...			6	—		
28M/10291	AGS2001/G/1	Nut, stiff, 5/16" BSF	...			34	—		
28M/11957	AGS2007/C/1	Nut, stiff, double anchor, 2 BA	...			62	—		
28M/12249	AGS2007/E/1	Nut, stiff, double anchor, 1/4" BSF	...			8	—		
28M/12050	AGS2007/C/3	Nut, stiff, double anchor 2 BA	...			14	—		
28M/5370	AGS744/A	Nut, 1/4" BSF	...			38	—		
28M/5316	A16Y/CP	Nut, 2 BA	...			30	—		
28M/756	A16Y/EP	Nut, 1/4" BSF	...			70	—		
28M/760	A16Y/JP	Nut, 3/8" BSF	...			48	—		
28L/13244	A27/TP	Nut,			8	—		
28L/13028	A27/JT	Nut,			24	—		
28M/7161	A16Y/SS	Nut, slotted, 3/16" BSF	...			8	—		
28S/2863	A32/22	Screw	...			11	—		
28S/2857	A32/21	Screw	...			22	—		
28S/2815	A33/22	Screw	...			22	—		
28W/3072	AGS160/D	Washer, .05" thick	...			8	—		
28L/702	AGS194/2	Washer, lock	...			16	—		
28W/8515	AS470/B	Washer, 4 BA	...			32	—		
28W/8516	AS470/C	Washer, 2 BA	...			56	—		
28W/8518	AS470/E	Washer, 1/4" BSF	...			66	—		
28W/8521	AS470/J	Washer, 1/4" BSF	...			16	—		
28W/8534	AS471/J	Washer, 1/4" BSF	...			56	—		



FUSELAGE
CENTRE PORTION (I)

STATE NO. 2
ISSUE NO. 2





FUSELAGE
CENTRE PORTION (2)

RESTRICTED

PLATE NO. 32
ISSUE NO. 1

PLATE NO. 32

PLATE NO. 32

RESTRICTED

FUSELAGE

FRONT CENTRE PORTION

Ref. No.	Part No.	Description				No. off	Matl. Spec.	Cl. of St.	Plate and Illust'n No.
		1	2	3	4			M.R.	
	3A3057	FUSELAGE, FRONT CENTRE PORTION ASSEMBLY, COMPLETE WITH EQUIPMENT (Complementary parts, e.g. inter-component attachments listed at the end of this assembly will not be supplied with the assembly spare and must be demanded separately when required) Spares for :— BOMB FUSING & RELEASE WIRING IN BOMB BAY (V5965) (See Electrical Installation) BOMB SIGHT, LOW LEVEL, MK. 3 (W984) (See Armament—Bomb Gear) BOX, FIRST AID AND CRASH HANDLE MOUNTING (Z5690) Spares for :—				1	—		
	13Z5634	BOX, FIRST AID, GROUP				1	—		37/1
		Spares for :—							
2925	17Z5634	Clip, spring				2	—	C	
28N/10361	AS1856/155	Hinge, 15½" long				1	—	C	
	3Z5634	LID, BOX, GROUP				1	—		37/2
		Consisting of :—							
3493	10Z5634	Frame, lid				1	L36	C	
3494	11Z5634	Frame, window				1	L72	C	
3495	9Z5634	Lid				1	L72	C	
28Q/10852	AS2228/303	Rivet, mush.hd, 3/32" dia.				32	—	C	
3496	12Z5634	Window, perspex				1	DTD339	C	
3497	1Z4764	HANDGRIP, GROUP				1	—	C	37/3
		BULKHEAD, FORMER 2 (17D8444) Spares for :—							
5X/9402147	—	Block, terminal				1	—	C	
5CZ/430	—	Block, terminal				1	—	B	
5CZ/994	—	Box, junction				1	—	B	
	37D10474	BULKHEAD, GROUP				1	—		37/4
5X/9402795	—	Cover, terminal block				1	—	C	
5CZ/880	—	Fuse, 5 amp.				12	—	C	
5CZ/1255	—	Fuse, 20 amp.				8	—	C	
	9D8444	HEADREST, GROUP				1	—		37/5
5CZ/885	—	Link, middle				10	—	C	
	35D8444	PANEL, FUSE, GROUP (Mod. 771) ...							
	28D8444	PANEL, FUSE, GROUP (Pre.Mod. 771) Consisting of :—				1	—		37/6
		Bolt, hex.hd, 4 BA				8	—	C	
28D/1008149	A25/2B	Box, fuse				2	—	B	
5CZ/886	—	Grommet				1	—	C	
5K/2922	SP10/B18	Label, "SS" Fuse Block (Pre.Mod. 771) ...				1	L59		
	454SS6004	Label, "AB" Fuse Block (Pre.Mod. 803)				1	L59		
	370SS6002	Label, "SS" Fuse Block (Pre.Mod. 803)				1	L59		
	490SS6005	Label, "AB" Fuse Block (Mod. 803) ...				1	L59		
	802SS6005	Label, "SS" Fuse Block (Mod. 803) ...				1	L59		
	803SS6005	Label, "SS" Fuse Block (Mod. 803) ...				1	L59		

FUSELAGE
FRONT CENTRE PORTION

Ref. No.	Part No.	Description				No. off	Matl. Spec.	Cl. of St.	Plate and Illust'n No.
		1	2	3	4			M.R.	
		PANEL, FUSE (D8444) (Cont'd)							
5CZ/884	—	Link, end	4	—	C	
28M/10287	AGS2001/B1	Nut, stiff, 4 BA	8	—	C	
	28aD8444	Panel	1	L72		
28Q/9145977	AS2227/204	Rivet, $\frac{1}{16}$ " dia.	8	—	C	
28W/9419401	SP10/B	Washer, 4 BA	8	—	C	
		BULKHEAD & TABLE, FLIGHT ENGINEER'S (D9020)							
		Spares for :—							
	13D7158	Bracket, attachment	1	L72		
	15D7158	Bracket, attachment	1	L72		
	1D8841	FRAME, MAIN PANEL, GROUP ...				1	—		37/7
		Spares for :—							
15049	17D8841	Cable, Support, Group	2	—	C	
10A/17620	—	Mounting, A.V.	2	—	B	
	13S1796	Ring, snubbing	4	Rubber		
	15D8841	Washer, re-inforcing	4	L72		
5302	5D7156	LEG, TABLE SUPPORT, GROUP ...				1	—	C	37/8
	1D7488	MEMBER, SUPPORT, GROUP ...				1	—		37/9
10A/17620	—	Mounting, A.V.	2	—	B	
		COAMING & LIGHTING FOR PILOT'S INSTRUMENT PANELS (1V6184)							
		Spares for :—							
	10SS3160	Bolt, 2 BA x 1", for strut attachment	2	K. Monel		
	1Z9614	BRACKET, LAMP, ADJUSTABLE, GROUP				1	—		
		Spares for :—							
	5Z9614	Arm, lamp	1	S3, T35		
	2Z9614	BASE, GROUP				1	—		
	11Z8727	Block, swivel	1	DTD372		
	9Z9614	Disc, friction, $\frac{5}{8}$ " dia. x $\frac{1}{16}$ " thick	2	—		
11017	2eZ6361	Disc, friction, $\frac{7}{8}$ " dia.	2	—	C	
28E/9428425	81/00	Clip, " Terry "	1	—	C	
	4V5615	Covering, black leather, $\frac{1}{32}$ " thick	Q/R	—		
		LAMPS, ON COAMING (See Electrical Installation)							
14669	3V5615	Padding, sponge rubber 2" x 1" x 11.35"	2	SA7	C	
	29V3784	Padding, shroud, 1" x 1" x 17"	2	SA7		
	34V3784	Padding, end, $\frac{3}{8}$ " x $\frac{1}{2}$ " x 8"	2	SA7		
	7V5615	Strip, cover, $\frac{1}{2}$ " x 22G x 11.35"	2	L72		
	33V3784	Strip, cover, $\frac{1}{2}$ " x 22G x 17"	2	L72		
	15V3784	STRUT, PORT, GROUP				1	—		38/10
	16V3784	STRUT, STARBOARD, GROUP ...				1	—		38/10
	4V6184	Washer, taper, for lamp below port strut (Made from SP16/B)	4	—		

FUSELAGE
FRONT CENTRE PORTION

Ref. No.	Part No.	Description				No. off	Matl. Spec.	Cl. of St.	Plate and Illust'n No.
		1	2	3	4			M.R.	
		COAMING AND LIGHTING, FOR PILOTS INSTRUMENT PANEL (1V6184) (Cont'd)							
	15V3784	STRUT, ATTACHMENT, GROUP ...				1	—		38/10
	16V3784	STRUT, ATTACHMENT, GROUP ...				1	—		38/11
	—	CONTROLS, AUTO PILOT (6R3429) (See Controls—Auto Pilot)							
	—	CONTROLS, IN COCKPIT (R3497) (See Controls—Flying)							
	—	CONTROLS, ENGINE (100.O.4200) (See Controls—Engine)							
	—	CONTROLS, FLYING (1R3524) (See Controls—Flying)							
	—	CONTROLS, TRIMMER (2R3336) (See Controls—Flying)							
	—	COVERS, FOR POWER PANELS AND STARBOARD ELECTRICS (D9105)				1	—		
		Spares for :—							
7594	8D9105	Cover, between former "A" & No. 1 ...				1	L72	C	37/12
	10D9105	Cover, between former "B" & No. 1 ...				1	L72		37/13
5285	1Z7151	COVER, FOR POWER PANEL AT "E", GROUP				1	—	B	37/14
4292	1Z6665	COVER, FOR POWER PANEL AT "D", GROUP				1	—	C	37/15
		Spares for :—							
	1Z7031	CATCH, PRESS, GROUP ...				2	—		37/16
		Consisting of :—							
5450	2Z7031	Catch ...				1	—	C	
3686	1SS3890	Catch, press ...				1	—	C	41/166
	1SS3880	Frame ...				1	—		
28P/	AGS784/1C	Pin, split, $\frac{1}{32}$" dia. ...				2	—	C	
28Q/1919	AS455/303	Rivet, snap hd, $\frac{3}{32}$" dia. x $\frac{3}{16}$" long ...				2	—	C	
28Q/2020	AS455/420	Rivet, snap hd, $\frac{1}{8}$" dia. x $1\frac{1}{4}$" long ...				2	—	C	
2945	1SS4041	Spring ...				1	—	C	
28W/9419464	SP13/A	Washer, 6 BA ...				2	—	C	
3503	4Z4832	Hinge, 18" long ...				1	L16	C	37/17
3504	5Z4832	Window, 6" x 5.25" x .25" thick ...				1	DTD339	C	37/18

FUSELAGE
FRONT CENTRE PORTION

Ref. No.	Part No.	Description				No. off	Matl. Spec.	Cl. of St.	Plate and Illust'n No.
		1	2	3	4			M.R.	
COVERS, FOR POWER PANELS AND STARBOARD ELECTRICS (D9105) (Cont'd)									
4293	1Z6666	COVER, FOR FUSE BOXES, GROUP				2	—	C	37/19
	1Z7031	Spares for :— CATCH, PRESS, GROUP				2	—		37/16
		Consisting of :—							
5450	2Z7031	Catch				1	—	C	41/166
3686	1SS3890	Catch, press				1	—	C	
	1SS3880	Frame				1	—		
28P/	AGS784/1C	Pin, split, $\frac{1}{32}$" dia.				2	—	C	
28Q/1919	AS455/303	Rivet, snap hd, $\frac{3}{32}$" dia. x $\frac{3}{16}$" long				2	—	C	
28Q/2020	AS455/420	Rivet, snap hd, $\frac{1}{8}$" dia. x $1\frac{1}{4}$" long				2	—	C	
2945	1SS4041	Spring				1	—	C	
28W/9419464	SP13/A	Washer, 6 BA				2	—	C	
4294	1Z6667	COVER, FOR FUSE BOX, GROUP ...				1	—	C	37/20
	1Z7031	Spares for :— CATCH, PRESS, GROUP				3	—		37/16
		Consisting of :—							
5450	2Z7031	Catch				1	—	C	41/166
3686	1SS3890	Catch, press				1	—	C	
	1SS3880	Frame				1	—		
28P/	AGS784/1C	Pin, split, $\frac{1}{32}$" dia.				2	—	C	
28Q/1919	AS455/303	Rivet, snap hd, $\frac{3}{32}$" dia. x $\frac{3}{16}$" long				2	—	C	
28Q/2020	AS455/420	Rivet, snap hd, $\frac{1}{8}$" dia. x $1\frac{1}{4}$" long				2	—	C	
2945	1SS4041	Spring				1	—	C	
28W/9419464	SP13/A	Washer, 6 BA				2	—	C	
4295	1Z6670	COVER, BETWEEN FORMERS 2 & 3, GROUP				2	—	C	37/21
	1Z7031	Spares for :— CATCH, PRESS, GROUP				2	—		37/16
		Consisting of :—							
5450	2Z7031	Catch				1	—	C	41/166
3686	1SS3890	Catch, press				1	—	C	
	1SS3880	Frame				1	—		
28P/	AGS784/1C	Pin, split, $\frac{1}{32}$" dia.				2	—	C	
28Q/1919	AS455/303	Rivet, snap hd, $\frac{3}{32}$" dia. x $\frac{3}{4}$" long				2	—	C	
28Q/2020	AS455/420	Rivet, snap hd, $\frac{1}{8}$" dia. x $1\frac{1}{4}$" long				2	—	C	
2945	1SS4041	Spring				1	—	C	
28W/9419464	SP13/A	Washer, 6 BA				2	—	C	
3499	1Z3552	Louvre, for cover				2	DTD213	C	37/22

FUSELAGE
FRONT CENTRE PORTION

Ref. No.	Part No.	Description				No. off	Matl. Spec.	Cl. of St.	Plate and Illust'n No.
		1	2	3	4			M.R.	
COVERS, FOR POWER PANELS AND STARBOARD ELECTRICS (D9105) (Cont'd)									
4296	1Z6671	COVER, POWER PANEL "C", GROUP				1	—	C	37/23
	1Z7031	Spares for :— CATCH, PRESS, GROUP				2	—		37/16
		Consisting of :—							
5450	2Z7031	Catch				1	—	C	
3686	1SS3890	Catch, press				1	—	C	41/166
	1SS3880	Frame				1	—		
28P/	AGS784/1C	Pin, split $\frac{1}{32}$" dia.				2	—	C	
28Q/1919	AS455/303	Rivet, snap hd, $\frac{3}{32}$" dia. x $\frac{3}{16}$" long				2	—	C	
28Q/2020	AS455/420	Rivet, snap hd, $\frac{1}{8}$" dia. x $1\frac{1}{4}$"				2	—	C	
	1SS4041	Spring				1	—		
28W/9419464	SP13/A	Washer, 6 BA				2	—	C	
3499	1Z3552	Louvre, for cover				2	DTD213	C	37/22
	6D9105	MEMBER, TOP, AFT, GROUP...				1			37/24
	7D9105	Member, top, forward				1	L72		73/25
	5D6846	RAIL, TOP, FORWARD, GROUP				1	—		37/26
COVER, AND STEP, FRONT SPAR (28D8437)									
		Spares for :—							
5749	29D8437	ANGLE, END, SUPPORT FOR PANELS, PORT, GROUP				1	—	C	
5748	25D8437	ANGLE, END, SUPPORT FOR PANELS, STARBOARD, GROUP				1	—	C	
7157	6D10450	Cleat, cable harness attachment				2	—	C	
6F/246	—	Harness, safety (Type ZC)				2	—	A	37/28
3510	27D8437	Link, harness				2	DTD363A	C	37/251
3449	7D7570	Link, harness				2	—	C	37/252
7155	4D10450	Link, harness attachment				2	DTD124	C	
7156	5D10450	Link, harness attachment				2	DTD124	C	
3511	13D8437	PANEL, TOP, STARBOARD, GROUP				1	—	C	37/29
3512	14D8437	PANEL, TOP, PORT, GROUP...				1	—	C	37/30
3513	15D8437	Panel, starboard, outboard				1	L72	C	37/31
3514	16D8437	Panel, starboard, inboard				1	L72	C	37/32
3515	17D8437	Panel, port, inboard				1	L72	C	37/33

FUSELAGE
FRONT CENTRE PORTION

Ref. No.	Part No.	Description				No. off	Matl. Spec.	Cl. of St.	Plate and Illust'n No.
		1	2	3	4			M.R.	
		COVER, AND STEP, FRONT SPAR (28D8437) (Cont'd)							
		PANEL, PORT, INBOARD, C/W OXYGEN STOWAGE (18D8437)							37/34
		Consisting of :—							
28D/9436920	A25Y/1C	Bolt, hex.hd, 2 BA x 5" long	4	—	C		
28M/10288	AGS2001/C1 18aD8437	Nut, stiff, 2 BA	4	—	C		
		Panel	1	L72	A		
6D/1432	—	Stowage, oxygen	1	—	C		
28W/9419475	SP15/C	Washer, 2 BA	4	—	C		
28P/5508	SP4/Z/D6	Pin, solid, for shackle	8	—	C	37/35	
28P/	SP4/Z/017	Pin, solid, for shackle	2	—	C	37/36	
28Y/2900	SP1/690/C	Shackle, for safety harness	4	—	C	37/37	
	18D8438	STEP, OVER, FRONT SPAR, GROUP				1	—		37/38
		Spares for :—							
1287	17D8438	DOOR, ACCESS, TO RF UNITS, GROUP				2	—	C	37/39
		Spares for :—							
5750	17cD8438	Hinge	1	—	C		
	10D8438	PANEL TOP, GROUP				1	—		37/40
	2D8437	SUPPORT, HORIZONTAL, FOR PANELS, GROUP				1	—		37/41
	5D8437	SUPPORT, TEE, FOR CENTRE PANELS, GROUP				1	—		37/42
	6D8437	SUPPORT, TEE, FOR PANELS, PORT, GROUP				1	—		37/43
	7D8437	SUPPORT, TEE, FOR PANELS, STARBOARD, GROUP				1	—		37/44
2574	1Z5347	CRATE, OXYGEN, IN BOMB BAY, FRONT CENTRE PORTION, GROUP (See Equipment—Special Operation (S.O.O.))				1	—	A	32/63

SHACKLETON Mk. 2

FUSELAGE

FRONT CENTRE PORTION

Ref. No.	Part No.	Description				No. off	Matl. Spec.	Cl. of St.	Plate and Illust'n No.
		1	2	3	4			M.R.	
27C/1923	—	CURTAIN, BLACK-OUT, ASTRO-DOME (Z8283) (Mod. 528) (See Equipment—Aircraft) (Black-out Curtains and Sunblinds)							
	—	CURTAIN, BLACK-OUT, AT FORMER 2 (Z8291) (Mod. 528) (See Equipment—Aircraft) (Black-out Curtains and Sunblinds)							
	—	CURTAIN, BLACK-OUT, BETWEEN FLIGHT/ENGR'S AND WIRELESS OPERATOR'S STATION (Z8290 & Z8289) (See Equipment—Aircraft) (Black-out Curtains and Sunblinds)							
	—	CURTAIN, BLACK-OUT AT FLIGHT ENGINEER'S SIDE WINDOW (10Z5896) (See Equipment—Aircraft) (Black-out Curtains and Sunblinds)							
	—	CURTAINS, BLACK-OUT, AT WIRELESS OPERATOR'S SIDE WINDOW (Z8295) (See Equipment—Aircraft) (Black-out Curtains and Sunblinds)							
			Dinghy, pack "C" type "K" (See Equipment Aircraft—Dinghy Installation)				3	—	A
	—	ELECTRICS, (1V5735) (See Electrical Installation)							

FUSELAGE
FRONT CENTRE PORTION

Ref. No.	Part No.	Description				No. off	Matl. Spec.	Cl. of	Plate and Illust'n No.
		1	2	3	4			St. M.R.	
		EQUIPMENT, FLIGHT ENGINEER'S, BULKHEAD (D9033)							
		Spares for :—							
6T/3	—	Amplifier, Mk. 9	1	—	A	
		(See Radio and Radar Installation)							
27H/2713	—	Bracket, ash tray	1	—	C	
13197	8Z1882	Clip, for torch	1	—	C	
27C/1923	—	Dinghy, type "K", pack type "C"	1	—	A	
		(See Equipment Aircraft—Dinghy Installation)							
6D/1444	—	Economiser, Oxygen Mk. 4	1	—	A	
		(See Services—Oxygen)							
		PANEL, FIXED, FLIGHT ENGINEER'S (1S1797)							
		(See Equipment Aircraft—Instrument Panels)							
		PANEL, MAIN, FLIGHT ENGINEER'S (1S1747)							
		(See Equipment Aircraft—Instrument Panels)							
		PANEL, OXYGEN REGULATOR (1Z4417) (Pre.Mod. 484)							
		PANEL, OXYGEN REGULATOR (Z8032) (Mod. 484)							
		(See Services—Oxygen)							
6T/4	—	Plate, mounting amplifier	1	—	A	
3516	8D7486	STRAP, DINGHY SUPPORT, GROUP				1	—	C	19/23
27H/2701	—	Tray, ash	1	—	C	
	6Z6263	FOOTSTEP, NAVIGATOR'S, GROUP ...				1	—		
		Spares for :—							
	10Z6253	BOX, AFT, GROUP	1	—		37/46
		Spares for :—							
7805	11Z6253	COVER, GROUP	1	—	C	37/47
		Spares for :—							
28FP/9419457	AJ4/30	Fastener	6	—	C	37/48
28FP/9001393	AJ4/35	Fastener	4	—	C	37/49
28FP/9430917	AJ4/40	Fastener	2	—	C	37/50
28FP/9430915	GA4/250	Grommet	12	—	C	37/51

FUSELAGE
FRONT CENTRE PORTION

Ref. No.	Part No.	Description				No. off	Matl. Spec.	Cl. of St.	Plate and Illust'n No.
		1	2	3	4			M.R.	
		BOX, AFT (10Z6253) (Cont'd)							
		PRESSING, SIDE, FORWARD (12Z6253)							
		Spares for :—							
5CZ/506	—	Box, junction, 5-way	1	—	B	
5CZ/4105	—	Box, junction, 6-way	1	—	B	
28FP/329	S4/200	Spring, dzus	6	—	C	37/52
5CY/1002	—	Suppressor, type P.1	1	—	A	
7874	8Z6252	BOX, FORWARD, GROUP				1	—		37/53
		Spares for :—							
3517	2Z6252	COVER, GROUP				1	—	C	37/54
		Spares for :—							
28FP/9491457	AJ4/30	Fastener	7	—	C	37/48
28FP/9001393	AJ4/35	Fastener	2	—	C	37/49
28FP/9430915	GA4/250	Grommet	9	—	C	37/51
28FP/9430916	S4/200	Spring, dzus	11	—	C	
	1Z8623	COVER, CENTRE, GROUP				1	—		37/55
		Spares for :—							
	2Z8623	COVER, MIDDLE, GROUP				1	—		37/253
		Spares for :—							
28FP/9491457	AJ4/30	Fastener	3	—	C	37/48
28FP/9001393	AJ4/35	Fastener	1	—	C	37/49
28FP/9430915	GA4/250	Grommet	4	—	C	37/51
3520	4Z6262	COVER, BOTTOM, GROUP				1	—	C	37/255
		Spares for :—							
28FP/9491457	AJ4/30	Fastener	2	—	C	37/48
28FP/9430915	GA4/250	Grommet	2	—	C	37/51
	4gZ6262	Hinge, (Made from AS1865 x 15")	1	DTD213		
	5Z6263	COVER, TOP CENTRE, GROUP				1	—		37/254
		Spares for :—							
28FP/9491457	AJ4/30	Fastener	2	—	C	37/48
28FP/9001393	AJ4/35	Fastener	2	—	C	37/49
28FP/9430915	GA4/250	Grommet	4	—	C	37/51
	4Z4767	HANDLE, CRASH, WIRELESS OPS. (Z4765)							
		Spares for :—							
	2Z4764	Angle, attachment	2	L40		37/56
	8D8091	Handgrip	1	—		
		Stiffener	1	L72		
		HEATING & VENTILATING (18Z6315) (Z6999)							
		(See Services—Heating & Ventilating)							
		INSTALLATION OF C.G. COMPUTER & STOWAGE (8Z8065)							
		Spares for :—							
	3Z7879	Case, computer	1	—		
	10Z8065	Computer, C.G.	1	—		
	6Z8065	Piece, distance	1	—		
	5Z8065	Stowage, computer with case	1	—		

FUSELAGE
FRONT CENTRE PORTION

Ref. No.	Part No.	Description				No. off	Matl. Spec.	Cl. of	Plate and Illust'n No.
		1	2	3	4			St. M.R.	
5CX/369	—	Lamp, inspection (See Electrical Installation)				1	—	B	
		MOUNTING, ASTRO COMPASS & LIGHT SOCKET (Z4992) (See Equipment—Compass Installation)							
		MOUNTING, AXE & FIRE EXTINGUISHER FORMERS 4-5, STARBOARD (Z6650)							
		Spares for :—							
27N/1	—	Axe, fireman's				1	—	A	
3757	9Z6648	Block, packing, for extinguisher				1	BSS668	C	37/256
3758	10Z6648	Block, packing, for extinguisher				1	BSS668	C	37/257
27N/85	—	Bracket, extinguisher				1	—	B	
27N/84	—	Extinguisher, fire				1	—	A	
	4Z4613	Guard, fireman's axe				1	—		37/58
	2Z6650	PANEL, MOUNTING, GROUP ...				1	—		37/59
		Spares for :—							
3379	1SS4039	Fastener				4	—	C	
13284	2SS3441	Fastener				1	—	C	
	8Z4613	Plate, guard, for axe				1	L72		37/61
	15Z3090	POCKET, LEATHER, GROUP ...				1	—		37/60
	7Z6170	STRAP, FIREMAN'S AXE, GROUP ...				1	—		37/62
		MOUNTING, CONTROL UNITS IN CANOPY ROOF (23R4456) (Mod. 988)							37/64
		Spares for :—							
	19R4456	Adaptor, pillar				2	S1		
	1T5454	Backplate, for control unit				1	—	B	
	—	Block, terminal				1	—		
	25R4456	Bracket, mounting control unit, forward				1	L72		
	16R4106	Bracket, mounting control unit, aft				1	L72		
	18R4456	Fairlead, half				2	BSS2572		39/76
	—	Filament, for pillar lamp				3	—	B	
	—	Filament, for warning lamps				2	—	B	
	—	Filament, for cockpit lamps				2	—	B	
	SP40/A6	Grommet				1	—	C	
	10S2568	Guard, switch				1	—		
	17R4456	Guard				1	L40		
	2Z9203	Holder, card				2	—		
	—	Lamp, warning				2	—	B	
	—	Lamp, cockpit				2	—	B	39/75
5CX/1069	—	Lamp, pillar				3	—		
5CX/4058	THORNE 80/10/0328	MOUNTING, LESS EQUIPMENT, GROUP				1	—		39/66
	2R4456	Spares for :—							
	21R4456	BRACKET, LAMP, ADJUSTABLE, GROUP				2	—		39/74
		Spares for :—							
	11Z8727	Block, swivel				2	DTD372		
	21gR4456	Washer, friction, $\frac{5}{16}$ " dia.				4	Black Fibre		
	2eZ6371	Washer, friction, $\frac{7}{8}$ " dia.				4	Black Fibre		

FUSELAGE
FRONT CENTRE PORTION

Ref. No.	Part No.	Description				No. off	Matl. Spec.	Cl. of St.	Plate and Illust'n No.
		1	2	3	4			M.R.	
MOUNTING, LESS EQUIPMENT (23R4456) (Cont'd)									
14228	16R4456	CABLE, CHECK, GROUP				2	—	C	
	15R4456	HINGE, GROUP				1	—		
	26R4456	LID, HINGED, C/W LABELS, GRP.				1	—		
6B/408	—	Panel, control, type "A"				1	—	A	39/68
	4R3459	Plate, mounting control panel				1	—		
5CW/5823	—	Switch, S.P. less centre "off," No. 2				1	—	B	39/72
5CW/5829	—	Switch, S.P. "off", No. 2				1	—	B	39/260
5CW/5825	—	Switch, S.P. "on-centre of" No. 2				1	—	B	39/73
5CW/6438	—	Switch, S.P. "on-off" No. 3				2	—	B	39/71
5CW/2531	—	Switch, dimmer, type "R"				1	—	A	39/77
5CW/2532	—	Switch, dimmer				1	—	A	
6T/19	—	Switchbox, auto pilot, Mk. 9, type "D"				1	—	A	39/69
	5821/99/942/8543	Unit, control, type C1607/ARC-52				1	—	A	39/68
10L/16320	—	Unit, control, type 7681				2	—	A	39/70
10L/263	—	Unit, control, type 705				1	—	A	39/67
10L/246	—	Unit, control, type 382				2	—	A	39/65
10L/16814	—	Unit, control, type 3028				1	—	A	39/66
	—	Unit, switch, pilot's type X11145				1	—		
MOUNTING, A.M.U. & CONNECTIONS (17Z6241) (See Services—Air Speed Indicator)									
MOUNTING, P.12 COMPASS (Z4957) (See Equipment—Compass Installation)									
MOUNTING, FIRE EXTINGUISHER IN CANOPY ROOF (Z6674)									
Spares for :—									
3760	4Z6674	Block, packing... ..				2	BSS668		37/258
27N/85	3Z6674	Block, packing				2	BSS668	C	37/259
27N/84	—	Bracket, fire extinguisher				2	—	B	
	—	Extinguisher, fire				2	—	A	
MOUNTING, DRIFT RECORDER BETWEEN FORMER 2 & 3 (Z6162)									
Spares for :—									
	4Z6162	ANGLE, TRIMMING, GROUP				1	—		
	5Z6162	ANGLE, TRIMMING, GROUP				1	—		
	2Z6162	BRACKET, MOUNTING, GROUP				1	—		
Spares for :—									
6B/209	—	Rail, slide, RH.				1	—	A	
6B/210	—	Rail, slide, LH.				1	—	A	
	11Z6162	FAIRING, GROUP				1	—		37/80
6B/258	—	Recorder, drift				1	—	A	37/81
	7Z6162	Ring, reinforcing				1	DTD364A		37/82
	7Z4736	SHIELD, ANTI-ICING, GROUP				1	—		37/83
6A/1981	—	Thermometer, air				1	—	A	37/84

FUSELAGE
FRONT CENTRE PORTION

Ref. No.	Part No.	Description				No. off	Matl. Spec.	Cl. of St.	Plate and Illust'n No.
		1	2	3	4			M.R.	
		MOUNTING, ANGLEPOISE LAMP FOR FLIGHT ENGINEER, AT FORMER 1 (Z6619) (See Electrical Installation)							
		OXYGEN SYSTEM (Z6911) (See Services—Oxygen)							
	8Z8779	PANEL, ACCESS TO PIPES BELOW NAVIGATOR'S TABLE, GROUP				1	—		
7860	7Z8779	PANEL, ACCESS, GROUP Spares for :— Consisting of :—				1	—		37/85
28FP/154	A5/30	Fastener				5	—	C	
28FP/9425771	GA5/312	Grommet				5	—	C	
	7aZ8779	Panel				1	L72		
		PANEL, FLIGHT ENGINEER'S SIDE (S1748) (See Instrument Panels)							
		PANEL, NAVIGATOR'S (S2289) (See—Instrument Panels)							
		PANEL, EQUIPMENT, BETWEEN FORMERS 1 & 2 (1 & 2Z6189) Spares for :—							
27H/2713	—	Bracket, ash tray				1	—	C	
6D/743	—	Flowmeter				1	—	B	
1305	1Z6196	PANEL, EQUIPMENT, GROUP Spares for :—				1	—	C	37/260
	5Z6196	Angle, attachment				4	L72		
	2Z6196	Panel, 18-3" x 16-8" x 209"				1	—		
13912	1T1072	SPINDLE, AERIAL REEL, GROUP Consisting of :—				1	—	C	37/261
	6T1072	Bush				1	S1		
	2T1072	Bush				1	S1		
	4T1072	Pin				1	S1		
	5T1072	Pin				1	S1		
	3T1072	Spring, catch				1	—		
	3D7443	Stud				1	—		
	9T2247	REEL, AERIAL, GROUP				1	—		37/262
27H/2701	—	Tray, ash				1	—	C	37/263
6D/480	—	Valve, cut-out				1	—	B	37/264

FUSELAGE
FRONT CENTRE PORTION

Ref. No.	Part No.	Description				No. off	Matl. Spec.	Cl. of St.	Plate and Illust'n No.
		1	2	3	4			M.R.	
	—	PANEL, RADAR POWER (T4482) (See Instrument Panels)							
	—	PANEL, FILLING, ATTACHED TO STRUCTURE (D10901) Spares for :—							
28S/	2D10901	Panel, filling				1	L72		
	BS57/2B/½"	Screw				4	—	C	
	—	PIPING, SERVICES (Q1744, Q1616, Q1390) (See Services—Various Systems)							
7B/982	—	Pistol, signal				1	—	A	
	—	RADIO AND RADAR INSTALLATION (2T3440) (See Radio and Radar Installation)							
	—	SEAT, FLIGHT ENGINEER'S (N1013) (See Equipment Aircraft—Seats and Fittings)							
	—	SEAT, WIRELESS OPERATOR (N1197) (See Equipment Aircraft—Seats and Fittings)							
	—	SEAT, ROUTINE NAVIGATOR'S (N1322) (See Equipment Aircraft—Seats and Fittings)							
	—	SEAT, NAVIGATOR'S AND UNDER-FRAME, ADJUSTABLE (N1152) (See Equipment Aircraft—Seats and Fittings)							
	—	STATION, NAVIGATOR'S AND SONO-BUOY, BETWEEN FORMERS 2 AND 8 (Z9430) Spares for :—							
10AR/2268	1D10468	ARM, SUPPORT FOR BEAM AT FORMER 4, GROUP				1	—		
	—	Backplate, electrical indicator				1	—	B	
	15D10467	Bracket, support arm on floor				1	S3		
	—	COOLING, FOR A.D.F. RECEIVER AT NAVIGATOR'S AND SONO-BUOY STATION, FORMERS 2-8 (Z10513) (Mod. 988) (See Services—Heating and Ventilating)							
	—	CRATE, PANEL, NAVIGATOR'S, BETWEEN FORMERS 2 AND 6 (1S2354) Spares for :—							
10AJ/138	40S2120	BRACKET, BETWEEN FORMERS 3 AND 4				1	—		
	—	Spares for :—							
	—	Mounting, A/V, type 950				1	—	B	
10AJ/138	37S2120	BRACKET, BETWEEN FORMERS 4 AND 5				1	—		
	—	Spares for :—							
	—	Mounting, A/V, type 950				1	—	B	

FUSELAGE
FRONT CENTRE PORTION

Ref. No.	Part No.	Description				No. off	Matl. Spec.	Cl. of St.	Plate and Illust'n No.
		1	2	3	4			M.R.	
		CRATE, PANEL, NAVIGATOR'S, BETWEEN FORMERS 2 AND 6 (1S2354) (Cont'd)							
10AJ/217	46S2120					1	—		
	—					1	—	B	
	11S2354								
		PLATE, BASE, BETWEEN FORMERS 5 AND 6							
		Spares for :—							
5CZ/430	—					1	—	B	
	407T3024					1	—		
	408T3024					1	—		
10AJ/138	—					2	—	B	
10AJ/169	—					4	—	B	
28FP/1201748	S5/200					15	—	C	
28FP/9436928	S5/225					8	—	C	
	13S2354					1	—	B	
		TRAY, MOUNTING, BETWEEN FORMERS 2 AND 3							
		Spares for :—							
	MARCONI R1D1004A					1	—		
	41Z8663					1	—		39/94
		DESK, NAVIGATOR'S, GROUP							
		Spares for :—							
	2Z8663					2	—		
		ARM SUPPORT, GROUP							
		Spares for :—							
7872	13Z8663					1	—	C	
5CZ/430	—					1	—	B	
10HA/16857	—					1	—	B	
6D/1444	—					1	—	A	
6D/114	—					2	—	C	
10AR/2634	—					1	—	C	
	21Z8663					2	—	B	
	17Z8663					1	—	B	
	18Z8663					1	—	B	
7144	1Z8673					1	—	C	39/96
6D/515	—					1	—	A	
10AS/2229	—					1	—	C	
	32Z8663					1	DTD323	C	
	33Z8663					1	DTD323	C	
	34Z8663					1	DTD323	C	
	35Z8663					1	DTD323	C	
	36Z8663					1	DTD323	C	
	37Z8663					1	DTD323	C	

SHACKLETON Mk. 2

FUSELAGE
FRONT CENTRE PORTION

Page 427b

Ref. No.	Part No.	Description				No. off	Matl. Spec.	Cl. of	Plate and Illust'n No.
		1	2	3	4			St. M.R.	
		DESK, NAVIGATOR'S, GROUP (41Z8663) (Cont'd)							
	38Z8663				Pipe, $\frac{5}{16}$ " o/d x 22G, from top centre connection in manifold	1	DTD323	C	
	39Z8663				Pipe, $\frac{5}{16}$ " o/d x 22G, from forward inner connection at manifold	1	DTD323	C	
	13Z8663				Plate, mounting, P.B. switches	2	L17	C	
6D/527	—				Socket, bayonet, at economiser	2	—	B	
10H/2206	—				Socket, mic-tel	2	—	B	
10F/1786	—				Switch, push-button	2	—	B	
6D/532	—				Tube, flexible, at economisers	2	—	B	
6D/480	—				Valve, oxygen	2	—	A	
6D/820	—				Flowmeter, oxygen	2	—	A	
6B/406	—				Indicator, G.P.1, Mk. 1B	1	—	A	
6B/278	—				Indicator, ground position	1	—	A	
10Q/16246	—				Indicator, electrical	1	—	A	
10AJ/140	—				Mounting, A/V, below desk, 0/B	2	—	B	
10AJ/169	—				Mounting, A/V, below desk, 1/B	2	—	B	
10AJ/133	—				Mounting, A/V, on plotter's table	4	—	B	
10AJ/146	—				Mounting, A/V, below plotter's table	4	—	B	
	1S2290				PANEL, NAVIGATOR'S BOMB, GROUP (Pre-Mod. 922) (See Instrument Panels)	1	—	A	
	5S2290				PANEL, NAVIGATOR'S BOMB, GROUP (Mod. 922) (See Instrument Panels)	1	—	A	
	1V8733				PANEL, SUPPRESSOR RELAY, GROUP (See Instrument Panels)	1	—	A	
					SHELF, NAVIGATOR'S TOP (Z9817) (Mod. 988) Spares for :—				
	45Z8662				Amplifier, S.B., type X11144	1	—	B	
					BAG, STOWAGE, LORAN & GEE CABLE, GROUP	1	—		
	6Z9817				Block, packing, for control unit support brackets, below forward shelf	2	BSS2572	C	
	6Z9765				Block, packing, for T.R. mounting	4	BSS2572	C	
5CZ/430	—				Block, terminal, aft on forward shelf	1	—	B	
5X/9403803	—				Block, terminal, between formers 2 and 3 at top shelf	2	—	B	
					Spares for :—				
5X/9402794	—				Cover, terminal block	1	—	C	
	490T3024				Label	1	—		
	496T3024				Label	1	—		
5X/9994577	—				Socket	3	—	C	
5X/9402799	—				Socket	1	—	C	
	14T3884				BOX, SONO-BUOY DISTRIBUTION, GROUP (See Radio and Radar—Sono-Buoy Installation)	1	—		
	4Z9817				BRACKET, SUPPORT FOR CONTROL UNIT, TYPE 7681, FORWARD, GROUP	1	—		
	5Z9817				BRACKET, SUPPORT FOR CONTROL UNIT, TYPE 7681, AFT, GROUP	1	—		

FUSELAGE
FRONT CENTRE PORTION

Ref. No.	Part No.	Description				No. off	Matl. Spec.	Cl. of St.	Plate and Illust'n No.
		1	2	3	4			M.R.	
		SHELF, NAVIGATOR'S TOP (Z9817) (Mod. 988) (Cont'd)							
		Comparator , sono-buoy, between formers 3 and 4 (See also Radio and Radar—Sono-Buoy Installation)							
6A/1174	—	Compass , astro, at former 6				1	—	A	
10HA/16857	—	Connector , mic-tel, at terminal blocks...				1	—	B	
5CX/2279	—	Cover , terminal, for lampholder...				1	—	C	
5L/9951273	—	Filament , for call lamp				1	—	B	
5L/9951263	—	Filament , for lamps aft of compass and below S.B. receiver				2	—	B	
5CX/2282	—	Holder , lamp, aft of compass				1	—	B	
6B/406	—	Indicator , G.P.1, Mk. B, below shelf at former 3				1	—	B	
5CX/1069	—	Lamp , call, at former 6				1	—	B	
5CX/4058	—	Lamp , red, below S.B. receiver				1	—	B	
10AJ/224	—	Mounting , type 7365, for S.B. amplifier				1	—	A	
10AJ/14481	—	Mounting , type 161/9, for GEE receiver				1	—	A	
110AB/14	—	Mounting , type MT.14/ARM-1, for transmitter receiver				1	—	A	
10AJ/292	—	Mounting , type X111803, for comparator				1	—	B	
10AJ/289	—	Mounting , type X7091, for sono-buoy power unit				1	—	B	
	—	Mounting , type X1737, for S.B. receivers				2	—		
	—	Plate , back, for comparator				1	—		
	2831/D144/360	Plate , back, for A.D.F. receiver (Mod. 988)				1	—	B	
5X/6181	—	Plug , breeze, on shelf bracket top, at former 5				1	—	B	
5X/6184	—	Plug , breeze, on shelf bracket bottom ...				1	—	B	
	—	Receiver , S.B., type X950				2	—	A	
	—	Receiver , A.D.F. (Mod. 988)				1	—	A	
10D/23299	—	Ring , locking, for lamp behind compass				1	—	C	
5CX/2282	—	Ring , mounting, G.P.1 indicator				1	—	B	
6B/184	—	Screw , for lamp behind compass...				1	—	B	
5CX/3430	—	Shade , for lamp below S.B. receivers ...				1	—	B	
5CX/2280	—	Tray , mounting, A.D.F. receiver... ..				1	—	B	
	1T5298	Ring , sealing, for mounting tray				1	—	C	
	24ATEC/15/D1								

FUSELAGE
FRONT CENTRE PORTION

Ref. No.	Part No.	Description				No. off	Matl. Spec.	Cl. of St.	Plate and Illust'n No.
		1	2	3	4			M.R.	
		SHELF, NAVIGATOR'S TOP (Z9817) (Cont'd)							
	1Z9799	SHELF, FORWARD, BETWEEN FORMERS 2 & 6, GROUP (Mod. 771) Spares for :—				1	—		39/98
10AR/2634	—	Fairlead				1	—	C	
14512	125D8423	FAIRLEAD, GROUP				1	—	C	
10AS/2229	—	Peg, stowage				1	—	C	
	19Z9764	SHELF, AFT PORTION, BETWEEN FORMERS 6 & 8, GROUP				1	—		35/37
5X/9994577	—	Socket, for terminal block, aft of computer				1	—	C	
5X/9402799	—	Socket, for terminal block, aft of computer				1	—	C	
10H/2206	—	Socket, mic.tel				1	—	B	
6A/3660	—	Standard, type 05A, for compass ...				1	—	A	
14524	11Z9433	STOWAGE, SARAH VISOR, GRP.				1	—	C	
	1Z8624	STOWAGE, W.F.A. AND LORAN VISOR, GROUP				1	—		
	46Z8662	Strip, retaining, for Gee and Loran stowage bag				1	L72		
	4Z8667	Stay, shelf, forward of former 3				1	S3, T26		39/266
	4Z9432	Stay, shelf, aft, at former 3				1	S3, T45		39/358
	5Z8667	Stay, shelf, aft, at former 4				1	S3, T26		39/267
	3Z6172	Stay, shelf, forward, former 6				1	S3, T45		35/38
3910	16Z6172	Stay, shelf, forward, aft former 3				1	S3, T45	C	39/265
	5Z6172	Stay, shelf, forward, former 4				1	S3, T45		39/100
	4Z6172	Stay, shelf, forward, former 5				1	S3, T45		39/99
5CW/898	—	Switch, call lamp				1	—	B	
	1T5298	Tray				1	—		
10KB/1449	—	Transformer, auto, type 1562, behind computer				1	—	A	
10L/16320	—	Unit, control, type 7681, below shelf, forward				1	—	A	
	—	Unit, filter, type X1707, for comparator				2	—		
10A/19429	—	Washer, check, for mountings				8	—	C	
10A/17930	—	Washer, check, for mountings				4	—	C	
		SHELF, BOTTOM, FOR NAVIGATOR (Z9456 and Z9435) Spares for :—							
6B/657	—	Backplate, for G.P.I.				1	—	B	
	6Z8810	Bracket, lamp, between trays				1	L122		39/373
	4Z8670	Bracket, lamp, outer				2	L122		39/368
	3Z8202	Bracket, lamp between aft, trays ...				1	L122		39/374
7857	7Z8621	BRACKET, MAIN PIVOT TUBE, I/B, GROUP				1	—	C	39/101
7858	9Z8621	BRACKET, MAIN PIVOT TUBE, O/B, GROUP				1	—	C	39/359

SHACKLETON Mk. 2

FUSELAGE

FRONT CENTRE PORTION

Ref. No.	Part No.	Description				No. off	Matl. Spec.	Cl. of	Plate and Illust'n No.
		1	2	3	4			St. M.R.	
SHELF, BOTTOM, FOR NAVIGATOR (Z9456) (Cont'd)									
	6Z8202					1	L65		
5L/9953273	—					5	—	B	
5CX/4858	—					2	—	B	
9959	11Z8202					2	S1	C	39/365
6B/2649	—					1	—	A	
5CX/2680	—					5	—	B	
5CX/5136	—					2	—	A	37/86
10A/14480	—					1	—	B	
9962	14Z8202					2	S96	C	39/369
	17Z8670					1	—		
	MARCONI								
	ED9/9075					1	—		
10450	4Z8202					4	L62	C	39/370
7855	13Z9435					1	L54, L16	C	39/366
9960	12Z8202					2	S96	C	39/371
5CW/2531	—					1	—	A	
	3Z9435					1	L122		39/360
	4Z9435					1	L122		39/361
	5Z9716					1	L122		39/362
	6Z9716					1	L122		39/363
7854	9T4018					2	S96	C	39/372
	8Z9435					1	L63		
	7Z8670					1	L65		29/364
	12Z9435					1	L63		39/97
	11Z9435					1	L63		39/367
7856	2Z8621					1	—	C	39/95
TUBE, MAIN SUPPORT FOR PIVOT TUBE, AFT, GROUP									
9963	7Z8202					2	—	C	39/371
10A/17930	—					2	—	C	
STATION, SONO-BUOY (Z9837) (Mod. 771)									
Spares for :—									
10D/21536	—					1	—	A	
14232	8Z9755					4	DTD410	C	35/351
DIAPHRAGM, FORWARD (T4833)									
Spares for :—									
	2T4833					1	—		
Spares for :—									
	51T4097					1	—		
	1Z9836					1	—		
MOUNTING, SONO-BUOY & I/C CONTROLLERS, GROUP									
	1T4696					1	—		
PANEL, TACTICAL NAVIGATOR'S I/C CONTROL, GROUP (See Instrument Panels)									
	19Z9431					1	L65		35/29
5L/9953073	—					1	—	B	
5L/9951273	—					1	—	B	

FUSELAGE
FRONT CENTRE PORTION

Ref. No.	Part No.	Description				No. off	Matl. Spec.	Cl. of St.	Plate and Illust'n No.
		1	2	3	4			M.R.	
STATION, SONO-BUOY (Z9837) (Cont'd)									
5CX/4858	—					1	—	B	
9959	11Z8202					1	S1	C	35/32
6D/820	—					1	—	A	
10Q/16369	—					1	—	A	
5CX/5136	1Z8314					1	—	A	
5CX/1069	—					1	—	B	
7154	8T4244					1	DTD721	C	35/33
	3Z9837					1	—		
PANEL, MOUNTING OXYGEN FLOW INDICATOR, GROUP									
9962	14Z8202					1	S96	C	35/34
9960	12Z8202					1	—		35/350
10AJ/1556	—					1	—	A	
	2Z9755					2	DTD721		35/354
	12Z9755					1	DTD721		35/31
7854	9T4018					1	S96	C	
	7Z9755					1	L63		35/352
	9Z9755					1	T45		35/353
	13Z9755					1	L63		35/30
10P/13292	—					1	—	A	
10L/16320	—					2	—	A	
10L/16861	—					1	—	A	
10A/17930	—					4	—	C	
9963	7Z8202					1	S1	C	
	2Z8772					2	—		
10AQ/182	—					1	—	A	
	8Z8669					1	—		
TABLE, SONO-BUOY & ELECTROMETER, MOUNTING, GROUP									
Spares for :—									
10H/19610	—					1	—	B	
10H/0540015	—					2	—	B	
7147	1Z8668					1	—	B	
	19Z8668					1	L40		
	20Z8668					1	—		
	16Z8668					2	S1		
	17Z8668					2	L72		
10AJ/138	—					2	—	B	
	1Z7659					1	—		
	14Z8669					1	—		
	13Z8669					1	—		

SHACKLETON Mk. 2

FUSELAGE

FRONT CENTRE PORTION

Ref. No.	Part No.	Description				No. off	Matl. Spec.	Cl. of St.	Plate and Illust'n No.
		1	2	3	4			M.R.	
TABLE, SONO-BUOY & ELECTRO-METER MOUNTING (8Z8669) (Cont'd)									
	6Z8669	Plate, cover, electrometer mounting, bottom				1	L72		
7950	16Z8669	RAIL, GUIDE, RH., GROUP ...				1	—	C	
10D/19540	—	Transmitter-receiver				1	—	A	
10K/18240	—	Unit, power				1	—	A	
10AT/1557	—	Visor				1	—	A	
10A/17930	—	Washer, check, for A/V mountings ...				4	—	C	
STATION, WIRELESS, OPERATOR'S (D10962) (Mod. 771)									
Spares for :—									
5CZ/430	—	Block, terminal				4	—	B	
6T/11	—	Box, junction, type "D"				1	—	A	
	1D7157	BULKHEAD, GROUP				1	—		37/108
Spares for :—									
10A/12427	—	Mounting, type "1"				6	—	A	
10A/12428	—	Mounting, type "2"				4	—	A	
	9SS3645	Clip, torch				2	—		
	8Z1882	Clip, spring (made from Terry 81/3) ...				3	—		
10HA/16857	—	Connector, mic.tel.				1	—	B	
27C/1923	—	Dinghy, type "K"				1	—	A	
6D/1444	—	Economiser, oxygen				1	—	A	
10AR/2634	—	Fairlead				1	—	C	
10F/20366	—	Key, morse transmitter				1	—	A	
	41SS6004	Label, "Mic.Tel. Connector" etc. ...				1	—		
6T/12	—	Mounting, junction box				1	—	B	
PANEL, WIRELESS OPERATOR'S (T5239) (Mod. 978)									
(See Equipment—Aircraft—Instrument Panels)									
10AS/2229	2D10962	Panel, side, between formers 1 and B ...				1	L72		
10H/2206	—	Peg, stowage				1	—	C	
	—	Socket, mic.tel.				1	—	C	
3516	8D7486	STRAP, DINGHY, GROUP				1	—	C	
	5D7156	SUPPORT, TABLE, GROUP				1	—		
	2D7156	TABLE, WIRELESS OPERATOR'S, GRP. ...				1	—		37/103
Spares for :—									
	2cD7156	Lid, hinged				1	DTD213		37/104
10L/16320	—	Unit, control				1	—	A	
STOWAGE, SIGNAL CARTRIDGE AND MOUNTING OF CONTROL UNIT IN FRONT CENTRE PORTION (Z9921) (Mod. 771)									
(See Armament—Pyrotechnic Installation)									
STOWAGE DINGHY & PARACHUTE, BETWEEN FORMERS 1-5 (Z6805)									
									37/105

FUSELAGE
FRONT CENTRE PORTION

Ref. No.	Part No.	Description				No. off	Matl. Spec.	Cl. of	Plate and Illust'n No.
		1	2	3	4			St. M.R.	
		STOWAGE, SIGNAL LAMP, STARBOARD (Z9922) (Mod. 816)							
		Spares for :—							
5A/1674	—	Box, stowage, for fronts	1	—	B	
5A/1151	—	Front, green	1	—	B	
5A/1152	—	Front, red	1	—	B	
15060	2Z9922	TRAY, STOWAGE, GROUP				1	—	A	
		Spares for :—							
5L/9952515	—	Filament, 20V. 60W.	1	—	B	
5A/4391	—	Lamp, "Aldis," type C	1	—	A	
		STOWAGE, FOR SIGNAL LAMP, STARBOARD (1V5788) (Pre-Mod. 816)							
		Spares for :—							
	2V5788	Bracket, between stringers	1	L72		
	3V5788	Bracket, for container	1	L72		
	4V5788	Bracket, for container	1	L72		
26DD/9156	3V1641	CONTAINER, C/W STRAPS AND BUCKLE, GROUP				1	—	C	37/106
		Spares for :—							
5L/9954402	—	Filament	1	—	B	
5A/2334	—	Lamp, "Aldis"	1	—	A	
		STOWAGE, FOR WANDER LIGHT (Z9835)				1	—	A	
		Spares for :—							
26DD/9182	2V1575	SATCHEL, GROUP				1	—	C	
28S/9995324	A32/A/6	Screw, 6 BA, rd.hd	4	—	C	
3273	7Z6901	STOWAGE, PILOT'S MAP BELOW SEAT, RH., GROUP				1	—	C	37/108
		STRUCTURE, FUSELAGE FRONT CENTRE PORTION, FIXED FITTINGS, GROUP (1D9064)				1	—		
		Spares for :—							
		ASTRO-DOME (D7268)							
		Spares for :—							
940	6D7268	ASTRO-DOME, GROUP				1	—	A	37/112
		Consisting of :—							
	6aD7268	Dome	1	DTD339A		
6B/216	—	Suspension, sextant	1	—	A	39/113
	4D7268	Ring, attachment, bottom	1	L72		39/114
799	2D7268	Ring, attachment, top	1	L72	C	39/115
	1D8484	RING, TRIMMING, GROUP				1	—		
		Spares for :—							
4785	11D8484	BRACKET, COMPASS BAR, GROUP				2	—	C	39/116
		Consisting of :—							
3521	11b8484	Bolt, rd.hd, 1/4" BSF	2	—	C	39/268
	11aD8484	Bracket	2	DTD363A		
3522	11cD8484	Nut, wing	2	—	C	39/269
28Q/9846	AS455/309	Rivet, snap hd, 3/32" dia. x 3/16" long	4	—	C	
5278	2SS4039	Fastener	9	—	C	
800	9D6591	Ring, sealing 70" long		Rubber	C	39/117
	94D6571	Bracket, front, for bomb door anchorage point	1	DTD304		

SHACKLETON Mk. 2

FUSELAGE

Page 431

FRONT CENTRE PORTION

Ref. No.	Part No.	Description				No. off	Matl. Spec.	Cl. of St.	Plate and Illust'n No.
		1	2	3	4			M.R.	
		STRUCTURE, COMPLETE, WITH FIXED FITTING (D9064) (Cont'd)							
	186D6533	CANOPY, PILOT'S, GROUP ...				1	—		
		Spares for :—							
3523	97D6533	Bearing , on canopy, for link rod ...				2	BSS668	C	38/118
	107D6533	Block , saddle ...				2	L40		38/119
13353	92D1944	Block , stop ...				4	DTD289	C	38/120
	187D6533	Block , stop ...				1	BSS668		38/121
	19SS3169	Bolt , 2 BA ...				4	—		38/122
	21SS3169	Bolt , 2 BA ...				4	—		38/123
	140D1944	Bolt , hex. hd, $\frac{1}{4}$ " BSF x .75" long for fixing canopy to former "E"				2	DTD176A	C	38/124
	141D1944	Bolt , hex. hd, $\frac{1}{4}$ " BSF x .90" long for fixing canopy to former "E"				2	DTD176A	C	38/125
3524	106D6533	Bracket , hinge ...				4	L40	C	38/126
5442	91D6533	End , fork, slotted ...				2	DTD176A	C	38/127
	125D6533	Fairing , nose windscreen ...				1	L72		38/128
4855	171D6533	Fairing , nose windscreen ...				1	L4	C	38/129
4856	172D6533	Fairing , nose windscreen ...				1	L4	C	38/130
4857	180D6533	Fairing , bottom windscreen, port ...				1	—	C	38/131
4859	181D6533	Fairing , bottom windscreen, starboard ...				1	—	C	38/132
13146	1SS3447	Ferrule , panels ...				22	—	C	38/133
		FRAME, DIE CAST WINDSCREEN (D6669)							
		Spares for :—							
	6D6669	Frame , windscreen, centre ...				1	DTD289 or 59A		38/134
5637	2D4502	Frame , windscreen, port ...				1	DTD289 or 59A	C	38/135
	3D6669	Frame , windscreen, starboard ...				1	DTD289 or 59A		38/136
5634	4D2361	Frame , rear portion, LH ...				1	DTD289 or 59A	C	38/137
5635	5D2361	Frame , rear portion, RH ...				1	DTD289 or 59A	C	38/138
7823	2D2189	Guide , sliding window, bottom, port ...				1	DTD289 or 59A	C	38/139
7824	3D2189	Guide , sliding window, bottom, starboard ...				1	DTD289 or 59A	C	38/140
7825	7D6671	Guide , sliding window, top, port ...				1	DTD289 or 59A	C	38/141
7826	8D6671	Guide , sliding window, top, starboard ...				1	DTD289 or 59A	C	38/142
	2Z4764	Handle , crash ...				2	—		38/143
13161	112D1944	HANDWHEEL, FOR DV WINDOW, GROUP				2	—	C	38/144

FUSELAGE
FRONT CENTRE PORTION

Ref. No.	Part No.	Description				No. off	Matl. Spec.	Cl. of St.	Plate and Illust'n No.
		1	2	3	4			M.R.	
CANOPY, PILOT'S, GROUP (186D6533) (Cont'd)									
1144	1D7608	HATCH, ESCAPE, PORT, GROUP				1	—	C	38/145
1145	2D7608	HATCH, ESCAPE, STARBOARD, GROUP				1	—	C	38/146
Spares for :—									
2611	11D2387	Block, hinge				1	L1 or L40	C	38/147
3525	9D7608	Block, mounting				8	L40	C	38/270
3526	10D7608	Block, mounting				2	L40	C	38/271
5293	30D7608	Bolt, 2 BA				8	—	C	
2386	29D7608	Bracket, hinge				2	S1 or S93	C	38/148
	5Z5653	Bracket				8	—		
	Wilmot								
1583	Breedon Patt No. H240	Handle				1	—	C	38/149
3527	22D7608	Hook				1	DTD364A	C	
3528	7D7608	Panel, port				1	DTD339	C	38/150
3529	8D7608	Panel, starboard				1	DTD339	C	38/151
3530	21D7608	Plate, catch				3	DTD171 & T35	C	38/152
	20D7608	Plate, catch				4	DTD176A		38/153
3531	3SS3143	Screw, 4 BA, for panels				50	—	C	38/272
	5SS3143	Screw, 2 BA, for mounting				2	—		
3533	10D2387	Spring				1	—	C	38/273
	17D7608	Washer, special				12	—		
3534	136D6533	LEVER, CRANK (Escape Hatch Mechanism) GROUP				2	—	C	38/154
Spares for :—									
	104aD6533	Lever				1	DTD176		
	104bD6533	Lever				1	DTD176		
3535	137D8533	LEVER, CRANK (Escape Hatch Mechanism) GROUP				2	—	C	38/155
Spares for :—									
	104aD6533	Lever				1	DTD176		
	104bD6533	Lever				1	DTD176		
3536	201D6533	LOCK, CANOPY, MECHANISM GROUP				2	—	C	38/156
Consisting of :—									
5294	95D6533	Bolt, special				1	K. Monel	C	
	96D6533	Crank				1	K. Monel		
	182D6533	Pedestal				1	DTD364		
28P/5033	AGS784/4	Pin, split $\frac{1}{16}$" dia. x $\frac{1}{4}$" long				1	—	C	
3537	198D6533	LOCK, CENTRE AND FORWARD, PORT MECHANISM, GROUP				3	—	C	38/157
Consisting of :—									
5294	95D6533	Bolt, special				1	K. Monel	C	
	144D6533	Pedestal				1	DTD364		
28P/5033	AGS784/4	Pin, split $\frac{1}{16}$" dia. x $\frac{1}{4}$" long				1	—	C	
	101D6533	Plate, catch, forward, centre				1	DTD176		

SHACKLETON Mk 2

FUSELAGE

FRONT CENTRE PORTION

Ref. No.	Part No.	Description				No. off	Matl. Spec.	Cl. of St.	Plate and Illust'n No.
		1	2	3	4			M.R.	
		CANOPY, PILOT'S, GROUP (186D6533) (Cont'd)							
3538	199D6533	LOCK, CENTRE AND FORWARD, STARBOARD, MECHANISM, GROUP				3	—	C	38/158
		Consisting of:—							
	95D6533	Bolt, special				1	K. Monel		
	144D6533	Pedestal				1	DTD364		
28P/5033	AGS784/4	Pin, split				1	—	C	
	100D6533	Plate, catch, forward, centre				1	DTD176		
3539	200D6533	LOCK, AFT, STARBOARD, MECHANISM, GROUP				1	—	C	38/159
		Consisting of:—							
	95D6533	Bolt, special				1	K. Monel		
	144D6533	Pedestal				1	DTD364		
28P/5033	AGS784/4	Pin, split				1	—	C	
	103D6533	Plate, catch, aft, starboard				1	DTD176		
3540	197D6533	LOCK, AFT, PORT, MECHANISM, GROUP				1	—	C	38/160
		Consisting of:—							
	95D6533	Bolt, special				1	K. Monel		
	144D6533	Pedestal				1	DTD364		
28P/5033	AGS784/4	Pin, split				1	—	C	
	102D6533	Plate, catch, aft, port				1	DTD176		
1422	155D6533	Lock, complete with handle (Pre Mod. 344)				1	—	C	
1423	156D6533	Lock, complete with handle (Pre Mod. 344)				1	—	C	
4745	AT62195	LOCK, DOOR, RH. FLUSH, FITTING FORESCAPE HATCH GROUP (Mod. 344)				1	—	C	38/161
4746	AT62196	LOCK, DOOR, LH. FLUSH, FITTING FORESCAPE HATCH GROUP (Mod. 344)				1	—	C	38/162
		Consisting of:—							
	AT62076	Body, main, lock, R.H.				1	—		38/274
	AT62200	Body, main, lock, L.H.				1	—		38/275
	AT36856	Bolt, pivot				4	S2		
28D/8310	AS1242/6C	Bolt, csk. hd., 2 BA x 1" long... ..				2	—	C	
	AT36854	Cover				1	DTD300A		38/276
13565	AT37206	Handle, inner				1	DTD300A	C	38/277
13564	AT62070	Handle, outer				1	DTD300A	C	38/278
13877	AT37205	Lever				1	DTD300A	C	38/279
28L/753	A16Y/CT	Locknut, 2 BA				3	—	C	
	AT37207	Pin				1	S2		
	AT37214	Plug, blanking				4	BS68		
	AT36841	Plunger				1	S1		38/280
	AT36875	Screw, for spring inner handle				1	S1		
28D/8300	AS1242/1B	Screw, csk. hd, 4BA x 0.45" long for cover				2	—	C	
28D/8312	AS1242/8C	Screw, csk. hd, 2 BA x 1.2" long				1	—	C	
13880	AT36850	Spider				1	S1	C	38/281
13879	AT36874	Spring, inner, handle				1	Spring Steel	C	
13878	AT37209	Spring, main				1	Spring Steel	C	
13563	AT37208	Tube				1	S1	C	38/282
	AT36851	Tube, distance				1	T35		
28W/6316	AGS585/C	Washer				4	—	C	

FUSELAGE
FRONT CENTRE PORTION

Ref. No.	Part No.	Description				No. off	Matl. Spec.	Cl. of St.	Plate and Illust'n No.
		1	2	3	4			M.R.	
CANOPY PILOT'S, GROUP (186D6533) (Cont'd)									
13329	1SS3334					192	—	C	38/163
26EA/5574	118D1944					20	—	C	38/164
13163	114D1944					2	DTD176A	C	38/165
13167	10D1944					1	Perspex	C	38/166
13168	11D1944					1	Perspex	C	38/167
2645	8D6533					1	DTD339	C	38/168
	9D6533					1	—		
PANEL GROUP									
Spares for:—									
1147	9aD6533					1	Perspex	C	38/169
1148	9bD6533					1	Perspex	C	38/170
1149	9cD6533					1	Perspex	C	38/171
1539	2D8614					1	DTD339	C	38/172
1540	3D8614					1	DTD339	C	38/173
	182D6533					2	—		
	86D6533					1	—		
PLATE, DISH, PORT, GROUP (Per Mod. 344)									
	87D6533					1	—		
PLATE, DISH, STARBOARD, GROUP (Pre Mod. 344)									
	204D6533					1	DTD610		
PLATE, DISH, STBD, GROUP (Mod. 344)									
	203D6533					1	DTD610		
13044	1SS3260					1	—	C	
13158	14D2215					2	DTD176A	C	38/174
13164	115D1944					2	—	C	38/175
	AT36847					4	S2		
3541	145D6533					2	—	C	38/176
ROD, CONNECTING (Escape Hatch Mechanism) GROUP									
Consisting of:—									
	90aD6533					1	DTD176		
	94aD6533					2	DTD176		
28Q/11158	AS2227/307					12	—	C	
	145aD6533					1	T4		
	145dD6533					1	T4		
	145cD6533					1	T4		
3542	92D6533					2	—	C	38/177
ROD, LINK, SHORT (Escape Hatch Mechanism) GROUP									
Consisting of:—									
	90aD6533					2	DTD176		
	92bD6533					2	DTD176		
28L/5772	A16Z/CT					2	—	C	
28Q/11158	AS2227/307					8	—	C	
	92cD6533					2	DTD176		
	92aD6533					2	T4		
3543	93D6533					2	—	C	38/178
ROD, LINK, LONG (Escape Hatch Mechanism) GROUP									
Consisting of:—									
	90aD6533					2	DTD176		
	92bD6533					2	DTD176		
28L/5772	A16Z/CT					2	—	C	
28Q/11158	AS2227/307					8	—	C	
	92cD6533					2	DTD176		
	93aD6533					2	T4		

SHACKLETON Mk. 2

FUSELAGE

Page 435

FRONT CENTRE PORTION

Ref. No.	Part No.	Description				No. off	Matl. Spec.	Cl. of	Plate and Illust'n No.
		1	2	3	4			St. M.R.	
		CANOPY, PILOT'S, GROUP (186D6533) (Cont'd)							
3544	138D6533	ROD, LINK TO HANDLE (Escape Hatch Mechanism) GROUP				2	—	C	38/179
		Consisting of:—							
	90aD6533	Fork, end fitting				2	DTD176		
28Q/11158	AS2227/307	Rivet, snap hd, $\frac{3}{8}$ " dia. x $\frac{7}{16}$ " long ...				4	—	C	
	138bD6533	Tube, $\frac{3}{8}$ " o/d x 20G				11	T4		
	22SS2328	Screw				22	—	C	38/180
6588	GSS133	Screw, 4 BA				22	—	C	38/181
5258	1SS4117	Screw, 2 BA				64	—	C	38/182
4879	176D6533	Screw, for fairing strip				64	—	C	38/183
13169	109D1944	Screw, for fairing strip				26	DTD176A	C	38/184
	10D2233	Screw, for fairing strip				52	DTD176A	C	38/185
13339	48D1944	Screw				18	DTD176A		
13974	108D1944	Screw, for fairing strip				204	DTD176A	C	38/186
13162	113D1944	Screw, for handwheel				2	DTD176A	C	38/187
13138	11D2233	Screw, for fairing strip				7	—	C	38/188
13230	CSS132	Screw, for cover strip				26	—		38/189
13328	119D1944	Screw, for fairing strip				2	—	C	38/190
13059	1SS3332	Screw, (spoke type)				20	—	C	38/191
3330	3SS3332	Screw, (spoke type)				192	—	C	38/192
3545	146D653	Seal, for side, window $\frac{1}{4}$ " x 1" x 64" ...				2	Linatex	C	38/193
3428	175D6533	Seal, escape hatch, (Ditching) (14SS3853) port and starboard				18ft	Rubber	C	38/194
3547	188D6533	Seal, Rubo gasket No. 2, 26" long rear of sliding windows, port and starboard				2	Rubber	C	38/195
4817	202D6533	Seal, Rubo gasket No. 2, 24" of sliding window, port and starboard				2	Rubber	C	38/196
3549	190D6533	Seal, Rubo gasket No. 3, 24" long, top of sliding window, port and starboard				2	Rubber	C	38/197
	KO113	Seal, between tubular structure and cover strips (192, 193, 194, 195D6533)				4ft	Linatex		38/198
	KO109	Seal, for DV window (163D6533) ...				3'4 $\frac{1}{2}$ "	Linatex		38/199
5458	119D6533	Strip, cover, starboard				1	L72	C	
	128D6533	Strip, cover, port				1	L72		
	130D6533	Strip, cover, port				1	L72		
	131D6533	Strip, cover, port				1	L72		
	165D6533	Strip, cover, port				1	L72		
	166D6533	Strip, cover, starboard				1	L72		
4854	170D6533	Strip, cover, starboard				1	L72	C	

FUSELAGE
FRONT CENTRE PORTION

Ref. No.	Part No.	Description				No. off	Matl. Spec.	Cl. of St.	Plate and Illust'n No.
		1	2	3	4			M.R.	
		CANOPY, PILOT'S, GROUP (186D6533) (Cont'd)							
		TROUGH, DRAIN, PORT & STARBOARD (10 & 11 Z3336) Spares for :—							
	7Z3336	Trough, drain, port	1	S3 & T35		38/200
	8Z3336	Trough, drain, starboard	1	S3 & T35		38/201
	94D1944	Washer, taper	24	L72	C	38/202
	TSS2811	Washer	2	—	C	
1593	1C2336	WINDSCREEN, DRY AIR SANDWICH, CENTRE, GROUP (Pre Mod. 456)				1	—	A	38/203
8914	141D9572	WINDSCREEN, DRY AIR SANDWICH, CENTRE, GROUP (Pre Mod. 903)				1	—	A	38/203
12969	1D11922	WINDSCREEN, DRY AIR SANDWICH, CENTRE, GROUP (Mod. 903) Spares for :—				1	—		
26DC/3557	Vickers A1971	Valve, connector, dehydrator	1	—	A	38/204
9333	141bD9572	Plug, screwed	1	—	C	
9334	141fD9572	Washer	1	—	C	
5088	206D6533	WINDSCREEN, DRY AIR SANDWICH, PORT, GROUP (Pre Mod. 903)				1	—	A	38/205
7981	1D11921	WINDSCREEN, DRY AIR SANDWICH, PORT, GROUP (Mod. 903)				1	—	A	
5089	207D6533	WINDSCREEN, DRY AIR SANDWICH, STARBOARD, GROUP (Pre Mod. 903)				1	—	A	38/206
7982	2D11921	WINDSCREEN, DRY AIR SANDWICH, STARBOARD, GROUP (Mod. 903) Spares for :—				1	—	A	
9333	141bD9572	Plug, screwed	1	—	C	
26DC/3557	Vickers A1971	Valve, connector, dehydrator	1	—	A	38/204
9334	141fD9572	Washer	1	—	C	
3551	1D7671	WINDOW, DIRECT VISION, PORT, GROUP Spares for :—				1	—	C	38/207
13392	SS3337	Bush, for screw	6	Rubber	C	38/283
3554	7D7671	Handle	1	—	C	38/284
13559	7SS3336	Screw, csk. hd, 4 BA attachment of window panel	6	L40	C	38/285
13458	13D2215	Screw, csk. raised hd, 2 BA attachment of window panel	4	DTD176A	C	38/186
13159	8D1944	Window, transparent	1	DTD339	C	

SHACKLETON Mk. 2

FUSELAGE
FRONT CENTRE PORTION

Page 437.

Ref. No.	Part No.	Description				No. off	Matl. Spec.	Cl. of St.	Plate and Illust'n No.
		1	2	3	4			M.R.	
		CANOPY, PILOT'S, GROUP (186D6533) (Cont'd)							
3553	50D7671	WINDOW, DIRECT VISION, STARBOARD				1	—	C	38/208
		Spares for :—							
13392	3SS3337	Bush , for screw				8	Rubber	C	38/283
3554	7D7671	Handle				1	—	C	38/284
13559	7SS3336	Screw , csk. hd, 4 BA attachment of window panel				8	L40	C	38/285
13458	13D2215	Screw , csk. raised hd, 2 BA attachment of window panel				4	DTD176A	C	38/286
13160	9D1944	Window , transparent				1	DTD339	C	
1368	1D8613	WINDOW, SLIDING, PORT, GROUP				1	—	A	38/209
1369	2D8613	WINDOW, SLIDING, STARBOARD, GROUP				1	—	A	38/210
		Spares for :—							
1542	4D8613	Bolt , for handle				1	—	C	38/211
13913	15D2208	Bracket , corner				2	—	C	38/287
13914	16D2208	Bracket , corner				2	—	C	38/288
3556	8D2209	Collar , stop				1	—	C	38/289
13650	32D2208	Guide , bolt				1	—	C	38/290
1544	5D8613	Handle , locking				1	DTD211	C	38/212
3557	3D8613	LATCH, BODY, GROUP				1	—	C	38/291
1545	6D8613	Panel , window, port				1	DTD339	C	38/213
1546	7D8613	Panel , window, starboard				1	DTD339	C	38/214
1543	8D8613	Peg , guide				4	S110		38/215
3558	7D2209	Plug , screwed				1	B13	C	38/292
3559	6D2209	Spring				1	—	C	38/216
	6D7558	Fairlead , port, for engine controls at fuselage skin				1	BSS668		
	4D7558	Fairlead , starboard, for engine controls fuselage skin				1	BSS668		
3670	1SS4038	Fastener , at former 2, between stringers 1 and 2 (Mod. 988)				3	S1	C	

FUSELAGE
FRONT CENTRE PORTION

Ref. No.	Part No.	Description				No. off	Matl. Spec.	Cl. of	Plate and Illust'n No.
		1	2	3	4			St. M.R.	
		STRUCTURE, COMPLETE, WITH FIXED FITTING (D9064) (Cont'd)							
		FLOOR, F.C.S. MAIN (D9063)							
		Spares for :—							
		ANCHORAGE, BOMB DOOR JACK, FRONT (D7429)							39/217
		Spares for :—							
2A/9500555	Hoffman NR12	Bearing, roller	4	—	B	39/218
	1D6688	Housing, bearing	1	L40 or DTD298		
	4D7429	Housing, bearing	1	L1		39/219
5642	3D7429	Housing, bearing	1	L1	C	39/220
5641	26D6212	Plate, cover	2	L72	C	
	24D6212	Trunnion	2	S2	C	39/221
4872	297D8674	BRACKET, STRONG POINT, OUT-BOARD, GROUP				1	—	C	
4868	298D8674	BRACKET, STRONG POINT, IN-BOARD, GROUP				1	—	C	
	126D6212	Bracket, seat support	3	L56		
	24D9063	Fairlead, half	2	—		
	25D9063	Fairlead, half	2	—		
		HOUSING, BOMB GEAR (W945) (W990) (See Armament—Bomb Gear)							
28FP/6	Aviation Development A411	Pin, "Pip" quick release	1	—	C	
2515	115D6212	PLATE, SPIGOT, WITH CAP, FOR SIGNAL PISTOL				1	DTD213	C	39/222
		PLUG, PLATFORM (ELECTRICAL COUPLING) DROP TANK (D7652) (See Electrical Installation)							
	1Z7650	SHACKLE ATTACHMENT FOR PARACHUTE LANYARD AT FORMER 5 GROUP (Mod. 498)				3			
		Consisting of :—							
	4Z7650	Bracket, attachment at former 5	1	L72		
28G/3812	AGS797/D	Eyebolt, 2 BA	1	—	C	
28M/10288	AGS2001/C1	Nut, stiff 2 BA	1	—	C	
28Q/9450595	AS2227/404	Rivet, snap hd. $\frac{1}{8}$ " dia x $\frac{1}{16}$ " long	2	—	C	
5016	8Z7650	Shackle	1	DTD239A	C	
5081	5Z7650	Washer	1	DTD364	C	
4779	114D6212	STOWAGE, SIGNAL PISTOL, GROUP				1	—	C	39/223

SHACKLETON Mk. 2

FUSELAGE
FRONT CENTRE PORTION

Ref. No.	Part No.	Description				No. off	Matl. Spec.	Cl. of St.	Plate and Illust'n No.
		1	2	3	4			M.R.	
		STRUCTURE, COMPLETE, WITH FIXED FITTING (D9064) (Cont'd)							
		FLOOR, PILOT'S, TO STRUCTURE, PORT (12C2150)							
		FLOOR, PILOT'S, TO STRUCTURE, STARBOARD (13C2150)							
		Spares for :—							
	10C2150	Bolt, special structure support to floor				P8 7S	S80		39/224
	1C2352	FLOOR, PILOT'S, PORT, GROUP				1	—		39/225
	1C2353	FLOOR, PILOT'S, STARBOARD, GROUP				1	—		39/226
		Spares for :—							
3560	27C2107	HANDLE, GROUP				1	—	C	39/293
	—	SEAT, PILOT'S, AND UNDER-FRAME PORT (1N1198)							
	—	SEAT, PILOT'S, AND UNDER-FRAME STARBOARD (2N1198) (See Equipment Aircraft—Seats and Fittings)							
	1C2110	STRUCTURE, CENTRE, SUPPORT, PORT, GROUP				1	DTD124A & T45		39/227
	2C2110	STRUCTURE, CENTRE SUPPORT, STARBOARD, GROUP				1	DTD124A & T45		39/228
	1C2146	STRUCTURE, INBOARD, SUPPORT, PORT, GROUP				1	DTD124A & T45		39/229
	2C2146	STRUCTURE, INBOARD, SUPPORT, STARBOARD, GROUP				1	DTD124A & T45		39/230
	—	SUPPORT, ADDITIONAL, FOR PILOT'S FLOOR, PORT (1C2325)							
	—	SUPPORT, ADDITIONAL, FOR PILOT'S FLOOR, STARBOARD (2C2325)							
		Spares for :—							
	7C2325	TUBE, SUPPORT, PORT, GROUP				1	—		39/231
	8C2325	TUBE, SUPPORT, PORT, GROUP				1	—		39/232
	9C2325	TUBE, SUPPORT, PORT, GROUP				1	—		39/233
	10C2325	TUBE, SUPPORT, PORT, GROUP				1	—		39/234
	3C2325	TUBE, SUPPORT, STARBOARD, GROUP				1	—		39/235
	4C2325	TUBE, SUPPORT, STARBOARD, GROUP				1	—		39/236
	5C2325	TUBE, SUPPORT, STARBOARD, GROUP				1	—		39/237
	6C2325	TUBE, SUPPORT, STARBOARD, GROUP				1	—		39/238

FUSELAGE
FRONT CENTRE PORTION

Ref. No.	Part No.	Description				No. off	Matl. Spec.	Cl. of	Plate and Illust'n No.
		1	2	3	4			St. M.R.	
		STRUCTURE, COMPLETE, WITH FIXED FITTING (D9064) (Cont'd)							
	1D9048	FORMER E, C/W BULKHEAD ...				1	—		37/239
	29D9048	Spares for :— BULKHEAD, GROUP ...				1	—		
5416	34D6389	Spares for :— BRACKET, FAIRLEADS, GROUP DOOR, OBSERVATION (1D9062)				1	—	C	
	8D3128	Spares for :— DOOR, OBSERVATION, GROUP				1	—	A	37/240
	3D3128	Strip, sealing $\frac{3}{4}$ " wide x $\frac{1}{8}$ " thick ...				1	Sorbo rubber		
	46D6389	Fairlead, half ...				2	BSS668		
5410	24D6389	Channel, joint, former top ...				1	DTD166	C	
5411	25D6389	Channel, joint former bottom ...				1	DTD166	C	
	2D9048	Former E, port ...				1	L40		
	3D9048	Former E, starboard ...				1	L40		
	13D9048	Seal, for bomb door, oil resisting (Made from 32D6632 Dunlop 10' 7" long, Ref. 26FP/2920)				1	—	C	37/241
	12D9048	Strip, angle, for seal (Made from 6D8991, Ref. 26FP/9211)				1	L72		
7076	SS4004	Terminal, earth ...				2	—	C	
		FORMER "C" PORT AND STARBOARD (1,2D8071)							
		Spares for:—							
4182	3D8071	Pressing, former, port ...				1	L72		37/294
4183	4D8071	Pressing, former, starboard ...				1	L72		37/295
		PANEL, PILOT'S, INSTRUMENT (S1824) (See Equipment Aircraft—Instrument Panels)							
13043	SS3259	Plate, modification record ...				1	—	C	
13044	SS3260	Plate, serial ...				1	—	C	
	1D6695	RAIL, COCKPIT, LH, GROUP ...				1	—		
	1D6696	RAIL, COCKPIT, RH, GROUP ...				1	—		
5425	84D6571	Strip, sealing, bomb door, port ...				1	L72	C	
5426	88D6571	Strip, sealing, bomb door, port ...				1	L72	C	
5717	90D6571	Strip, sealing, bomb door, port ...				1	L72	C	
5719	359D6571	Strip, sealing, bomb door, port ...				1	L72	C	
5429	361D6571	Strip, sealing, bomb door, port ...				1	L72	C	
3882	85D6571	Strip, sealing, bomb door, starboard ...				1	L72	C	
	89D6571	Strip, sealing, bomb door, starboard ...				1	L72	C	
5427	91D6571	Strip, sealing, bomb door, starboard ...				1	L72	C	
428	360D6571	Strip, sealing, bomb door, starboard ...				1	L72	C	
5722	362D6571	Strip, sealing, bomb door, starboard ...				1	L72	C	

SHACKLETON Mk. 2

FUSELAGE
FRONT CENTRE PORTION

Page 441

Ref. No.	Part No.	Description				No. off	Matl. Spec.	Cl. of St.	Plate and Illust'n No.
		1	2	3	4			M.R.	
		STRUCTURE, COMPLETE, WITH FIXED FITTING (D9064) (Cont'd)							
13016	4SS3110	Washer	4	—	C	
3742	12D1648	Washer, packing	10	DTD275	C	
3743	13D1648	Washer, packing	10	DTD275	C	
3744	14D1648	Washer, packing	7	DTD275	C	
3745	15D1648	Washer, packing	7	DTD275	C	
13907	83D1648	Washer, special	32	L72	C	
3746	84D1648	Washer, special	18	L72	C	
3747	11D6571	Washer, special	10	L40	C	
	363D6571	Washer, special	1	L72		
		WINDOW, BETWEEN FORMERS 4 & 5 STARBOARD (1D6804)							
		Spares for :—							
	3D6804	PRESSING, WINDOW FRAME, GROUP				1	—		
798	5D6804	Seal, window	1	Rubber	C	37/242
5513	4D6804	Strip, sealing	1	L72	C	
1541	2D8638	Window	1	DTD339A	C	37/243
	—	SUNBLIND, ESCAPE HATCHES, PORT AND STARBOARD (4Z5655)							
		(See Equipment Aircraft—Black-out Curtains and Sunblinds)							
	—	WIPER, WINDSCREEN, AND MOUNTING (Z6867)							
		Spares for :—							
27WW/62	Dunlop ACM15164	Arm, actuating, port	1	—	C	39/244
27WW/74	Dunlop ACM15166	Arm, actuating, starboard	1	—	C	39/245
27WW/71	Dunlop ACO4712	Blade, wiper (Pre Mod. 371) (See Services—Hydraulic)	2	—	C	39/246
27WW/230	Dunlop ACO7610	Blade, Wiper (Mod. 371)	2	—	C	39/246
	21Z6867	Bolt, 2 BA mush. hd, for cover plate	20	S11 or S2		
	7Z6867	Member, side, inboard, port	1	L72		
	25Z6867	Member, side, outboard, port	1	L72		
	8Z6867	Member, side, inboard, starboard	1	L72		
	26Z6867	Member, side, outboard, starboard	1	L72		
27WW/199	Dunlop AC11046	Motor, windscreen wiper, port	1	—	A	39/247
27WW/200	Dunlop AC11048	Motor, windscreen wiper, starboard (See Services—Hydraulic)	1	—	A	39/248
5489	12Z6867	PLATE, COVER, TOP, PORT, GROUP				1	—	C	39/249
5238	13Z6867	PLATE, COVER, TOP, STARBOARD, GROUP				1	—	C	29/250

PAGE 443 to PAGE 450 NOT ISSUED.

NOTES FOR SA PART OF IN 5000

10/19/71

10/19/71

FUSELAGE
FRONT CENTRE PORTION

Ref. No.	Part No.	Description				No. off	Matl. Spec.	Cl. of St.	Plate and Illust'n No.
		1	2	3	4			M.R.	
COMPLEMENTARY PARTS									
ATTACHMENT FITTINGS, NOSE SECTION TO FRONT CENTRE PORTION FUSELAGE, AT TRANSPORT JOINT, FORMER "E" (D9314)									
Consisting of :—									
28D/1008151	A25/4E	Bolt,	$\frac{1}{4}$ "	BSF 0.4" plain x 0.9" long	...	104	—	C	
28D/1008145	A25/6E	Bolt,	$\frac{1}{4}$ "	BSF 0.5" plain x 1.1" long	...	4	—	C	
13615	10SS3161	Bolt,	hex. hd,	$\frac{1}{4}$ " dia. x 1.0" long	...	4	—	C	
	10SS3642	Bolt,	hex. hd,	$\frac{1}{4}$ " dia. (Alternative)	...		—	C	
13618	9SS3161	Bolt,	hex. hd,	$\frac{1}{4}$ " dia. x 0.9" long	...	51	—	C	
13699	9SS3642	Bolt,	hex. hd,	$\frac{1}{4}$ " dia. (Alternative)	...		—	C	
	11SS3161	Bolt,	hex. hd,	$\frac{1}{4}$ " B.S.F.	...	4	—	C	
28M/10290	AGS2001/E/1	Nut,	stiff,	$\frac{1}{4}$ " BSF	...	108	—	C	
28M/10276	AGS2001/E/4	Nut,	stiff,	$\frac{1}{4}$ " BSF	...	55	—	C	
28W/9419403	SP13/E	Washer,	$\frac{1}{4}$ "	BSF	...	108	—	C	
28W/9419405	SP15/E	Washer,	$\frac{1}{4}$ "	BSF	...	55	—	C	
ATTACHMENT FITTINGS, FRONT CENTRE PORTION FUSELAGE (See Fuselage—Centre Portion)									

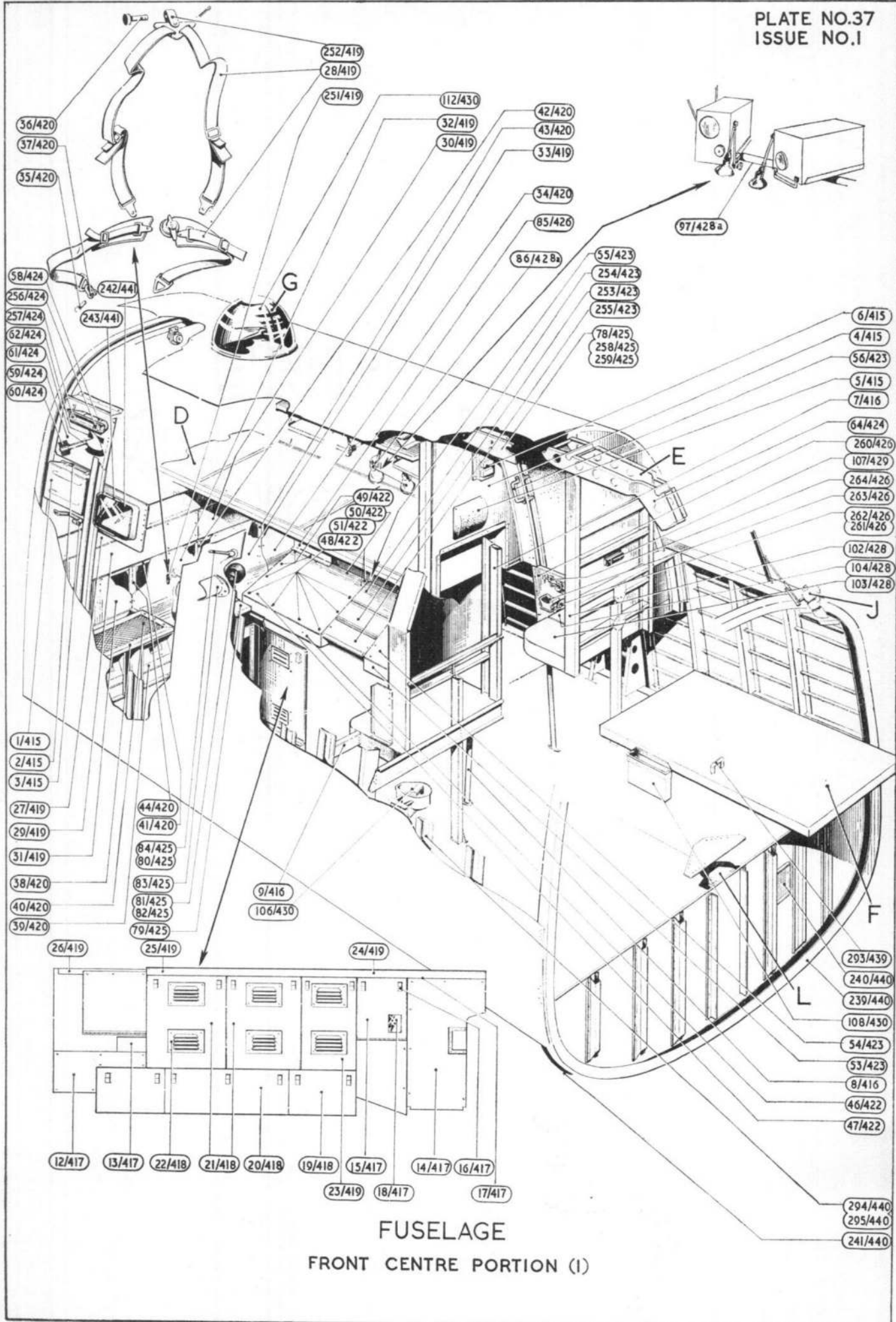
FUSELAGE

FRONT CENTRE PORTION

Ref. No.	Part No.	Description				No. off	Matl. Spec.	Cl. of	Plate and Illust'n No.
		1	2	3	4			St. M.R.	
SUMMARY OF STOCK ITEMS USED ON FRONT CENTRE SECTION FUSELAGE									
28D/12512	A25/1C	Bolt,	2	BA hex. hd, 0.1" plain x 0.55" long	...	148	—	C	
28D/12513	A25/2C	Bolt,	2	BA hex. hd, 0.3" plain x 0.75" long	...	27	—	C	
28D/12532	A25/3C	Bolt,	2	BA hex. hd, 0.4" plain x 0.85" long	...	22	—	C	
28D/12533	A25/5C	Bolt,	2	BA hex. hd, 0.5" plain x 0.95" long	...	14	—	C	
28D/12566	A25/6C	Bolt,	2	BA hex. hd, 0.6" plain x 1.05" long	...	10	—	C	
28D/12514	A25/7C	Bolt,	2	BA hex. hd, 0.7" plain x 1.15" long	...	10	—	C	
28D/12519	A25/3E	Bolt,	$\frac{1}{4}$ "	BSF hex. hd, 0.3" plain x 0.8" long	...	10	—	C	
28D/12520	A25/4E	Bolt,	$\frac{1}{4}$ "	BSF hex. hd, 0.4" plain x 0.9" long	...	16	—	C	
28D/12542	A25/5E	Bolt,	$\frac{1}{4}$ "	BSF hex. hd, 0.5" plain x 1.0" long	...	21	—	C	
28D/12543	A25/6E	Bolt,	$\frac{1}{4}$ "	BSF hex. hd, 0.6" plain x 1.1" long	...	50	—	C	
28D/12633	A25/7E	Bolt,	$\frac{1}{4}$ "	BSF hex. hd, 0.7" plain x 1.2" long	...	10	—	C	
28D/12787	A25/5G	Bolt,	$\frac{5}{16}$ "	BSF hex. hd, 0.5" plain x 1.05" long	...	16	—	C	
28D/12817	A25/8G	Bolt,	$\frac{5}{16}$ "	BSF hex. hd, 0.8" plain x 1.35" long	...	17	—	C	
28D/13582	A25/11G	Bolt,	$\frac{5}{16}$ "	BSF hex. hd	...	14	—	C	
28D/8306	AS1242/1C	Bolt,	2	BA csk. hd, 90° 0.1" plain x 0.5" long	...	6	—	C	
28D/9306	AS1243/6C	Bolt,	2	BA csk. hd, 90° 0.6" plain x 1.0" long	...	6	—	C	
28D/11937	AS1246/1B	Bolt,	4	BA rd. hd, 0.1" plain x 0.45" long	...	16	—	C	
28D/11564	AS1246/1C	Bolt,	2	BA rd. hd, 0.1" plain x 0.5" long	...	32	—	C	
28D/11255	AS1246/2C	Bolt,	2	BA rd. hd, 0.2" plain x 0.6" long	...	12	—	C	
28D/8342	AS1248/2C	Bolt,	2	BA mush. hd, 0.2" plain x 0.6" long	...	10	—	C	
28M/12929	A27/CP	Nut,	2	BA plain	...	10	—	C	
28M/12928	A27/EP	Nut,	$\frac{1}{4}$ "	BSF	...	20	—	C	
28M/13324	A29/CP	Nut	34	—	C	
28M/10286	AGS2001/A/1	Nut,	stiff,	6 BA	...	12	—	C	
28M/10287	AGS2001/B/1	Nut,	stiff,	4 BA	...	16	—	C	
28M/10288	AGS2001/C/1	Nut,	stiff,	2 BA	...	200	—	C	
28M/10290	AGS2001/E/1	Nut,	stiff,	$\frac{1}{4}$ " BSF	...	88	—	C	
28M/10280	AGS2001/B/3	Nut,	stiff,	4 BA	...	130	—	C	

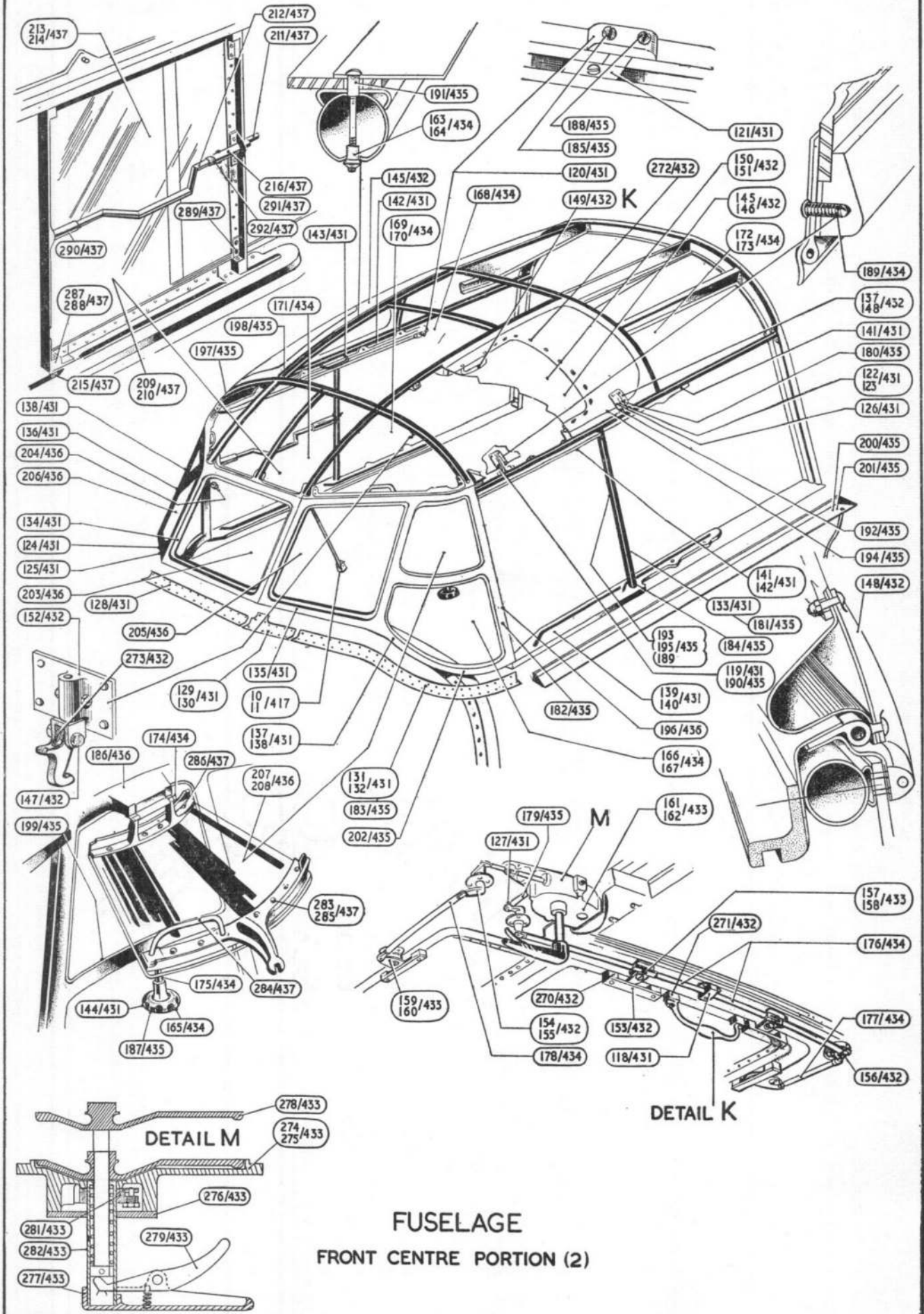
FUSELAGE
FRONT CENTRE PORTION

Ref. No.	Part No.	Description				No. off	Matl. Spec.	Cl. of St.	Plate and Illust'n No.
		1	2	3	4			M.R.	
SUMMARY OF STOCK ITEMS USED ON FRONT CENTRE SECTION FUSELAGE (Cont'd)									
28M/10274	AGS2001/B/4	Nut, stiff, 4 BA	60	—	C	
28M/10275	AGS2001/C/4	Nut, stiff, 2 BA	8	—	C	
28M/10327	AGS2002/B/1	Nut, stiff, 4 BA	28	—	C	
28M/10317	AGS2002/A/3	Nut, stiff, 6 BA	26	—	C	
28M/10318	AGS2002/B/3	Nut, stiff, 4 BA	68	—	C	
28M/10319	AGS2003/C/3	Nut, stiff, 2 BA	12	—	C	
28M/	AGS2020/B/2	Nut	112	—	C	
28M/11957	AGS2007/C/1	Nut, stiff, 2 BA	34	—	C	
28M/12050	AGS2007/C/3	Nut, stiff, 2 BA	14	—	C	
28M/10228	AGS2009/C/1	Nut, stiff, 2 BA	34	—	C	
28W/12429	SP10/A	Washer, 6 BA	12	—	C	
28W/12346	SP10/B	Washer, 4 BA	12	—	C	
28W/12245	SP10/C	Washer, 2 BA	70	—	C	
28W/12305	SP13/B	Washer, 4 BA	10	—	C	
28W/12252	SP13/C	Washer, 2 BA	70	—	C	
28W/12253	SP13/E	Washer, 1/4" BSF	10	—	C	
28W/12254	SP13/G	Washer, 1/8" BSF	30	—	C	
28W/12441	SP15/A	Washer, 6 BA	30	—	C	
28W/12306	SP15/B	Washer, 4 BA	88	—	C	
28W/12296	SP15/C	Washer, 2 BA	21	—	C	
28W/12496	SP15/E	Washer, 1/2" BSF	16	—	C	
28W/12355	SP16/C	Washer, 2 BA	17	—	C	
28W/8515	AS470/B	Washer, 4 BA	58	—	C	
28W/8516	AS470/C	Washer, 2 BA	24	—	C	
28W/6043	AGS946/C	Washer, 0.05" thick	24	—	C	
28W/6218	AGS970/B	Washer, 0.05" thick	51	—	C	
28W/6219	AGS970/C	Washer, 0.05" thick	34	—	C	



FUSELAGE
FRONT CENTRE PORTION (1)





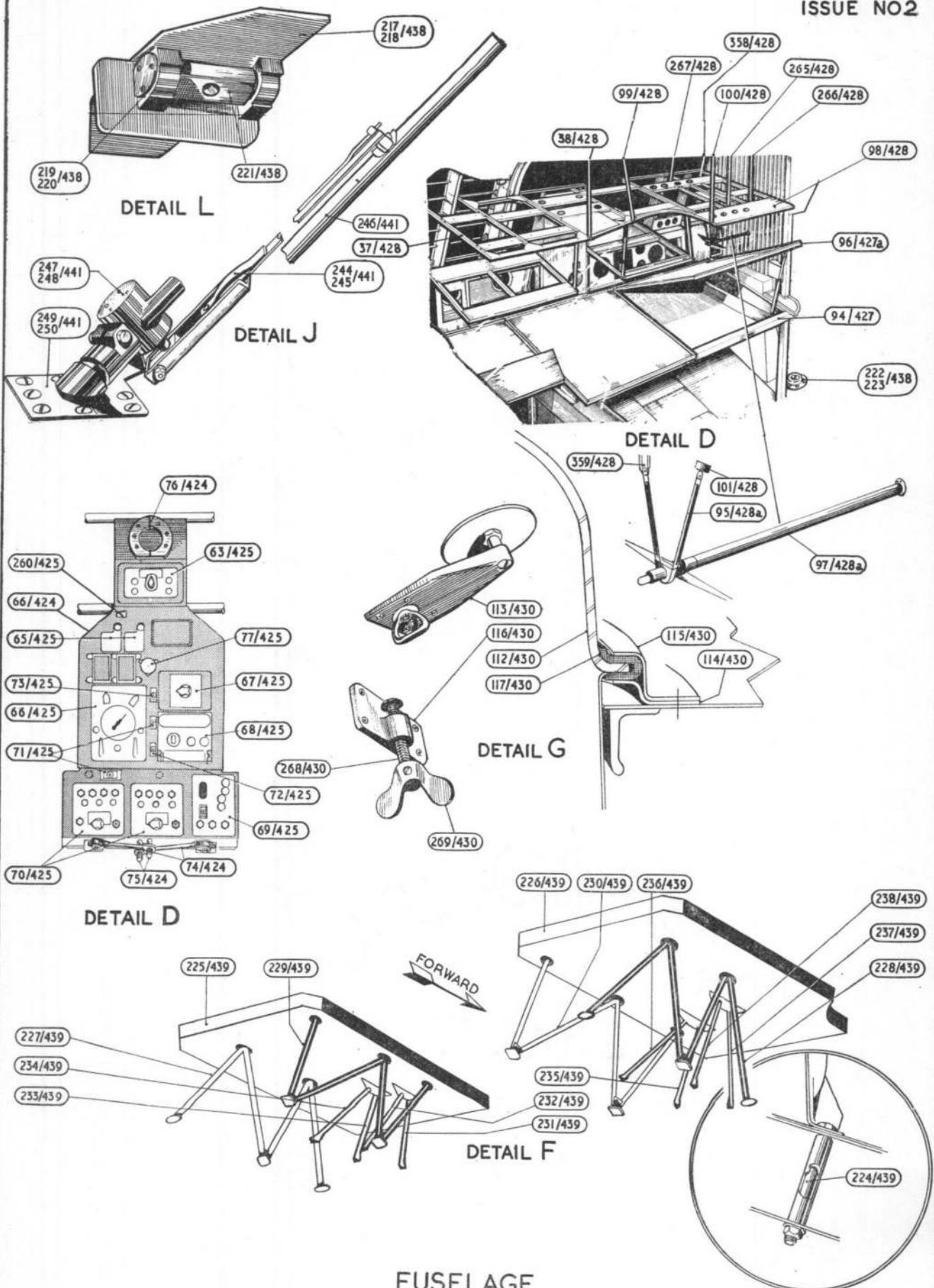
FUSELAGE
FRONT CENTRE PORTION (2)

CONFIDENTIAL

CONFIDENTIAL


CONFIDENTIAL

CONFIDENTIAL



FUSELAGE
FRONT CENTRE PORTION (3)

FORM 100
MAY 1962



SHACKLETON Mk 2

FUSELAGE
NOSE PORTION

Ref. No.	Part No.	Description				No. off	Matl. Spec.	Cl. of St.	Plate and Illust'n No.
		1	2	3	4			M.R.	
	2A3057	NOSE, ASSEMBLY, COMPLETE WITH EQUIPMENT (Complementary parts e.g. Inter-component attachments are listed at the end of the " FRONT CENTRE PORTION FUSELAGE ") Spares for :— AMMUNITION SYSTEM (X2010 & X2011) (See Armament) BOMBSIGHT, LOW LEVEL, MK. 3 (W984) (See Armament—Bomb Gear) CONTROL, REMOTE JETTISON (W985) (See Armament—Bomb Gear) CUSHION, BOMB AIMERS, GROUP (Z6698) Spares for :—							
4222	1Z6807	CUSHION, BODY, GROUP				1	—	A	40/1
4221	1Z6809	CUSHION, ELBOW, PORT, GROUP				1	—	A	40/2
4220	1Z6806	CUSHION, ELBOW, STARBOARD, GROUP				1	—	A	40/3
4223	1Z6808	CUSHION, LEG, GROUP				2	—	A	40/4
	—	DRY AIR SANDWICH, WINDSCREEN INSTALLATION (Z6907) (See Services—Dry Air Sandwich Installation)							
	—	FLARE CHUTE, INSTALLATION (Z6826) (See Pyrotechnics)							
	—	GUN INSTALLATION (X2016) (See Armament)							
		HEADREST AND HANDGRIP AT FORMER " K " (1N1202) Spares for :—							
	1Z6852	HANDGRIP, GROUP				1	—		40/5
4224	7N1202	HEAD-PAD, GROUP				1	—	C	40/6
	—	HEATER No. 1 AND VENTILATING (Z6843) (See Services—Heating and Ventilating)							
	—	MOUNTING, FOR BOMBSIGHT (W983) Spares for :—							
9/3350	2W983	Bracket, mounting				1	DTD721		40/7
	—	Bracket, mounting				1	—	B	40/8

FUSELAGE
NOSE PORTION

Ref. No.	Part No.	Description				No. off	Matl. Spec.	Cl. of St.	Plate and Illust'n No.
		1	2	3	4			M.R.	
		MOUNTING, GLYCOL TANK (Q2231) (Mod. 771)							
	6Q2231	Spares for :— MOUNTING, FOR TANK, GROUP...				1	—	C	40/9
	3Q1716	Spares for :— STRAP, FOR TANK, GROUP ...				3	—		40/10
	6SS1944	Spares for :— Crosshead, LH				1	S1		
4423	4Q1716	STRAP, FOR TANK, GROUP				1	—	C	40/11
5503	5SS1944	Spares for :— Crosshead, RH				1	S1	C	
4416	1Q1717	TANK, DE-ICING FLUID, GROUP ... (See Tanks—De-icing)				1	—	A	40/12
13081	1SS1945	Tie-rod, for straps				3	S2	C	
		MOUNTING, INERTIA SWITCHES (Z7011)							
5CW/3521	—	Spares for :— Switch, inertia				2	—	A	40/13
		MOUNTING, I.L.S. RECEIVERS & VOLTAGE REGULATOR (T4464) (See Radio & Radar—I.L.S. Installation)							
		MOUNTING, ZERO READER JUNCTION BOX (T4486)							
6A/4424	—	Spares for :— Box, junction				1	—	A	
		MOUNTING, SPECTO UNIT AT FORMER "E" (V8580) (Mod. 660)							
5CZ/5448	—	Spares for :— Unit, "Specto"				1	—	A	
		OXYGEN, INSTALLATION (Z6685) (See Services—Oxygen)							
	—	PANEL, BOMB AIMERS, PORT (1S1807)							
	—	PANEL, BOMB AIMERS, STARBOARD (1S1808) (See Equipment—Aircraft Instrument Panels)							

SHACKLETON Mk. 2

FUSELAGE
NOSE PORTION

Ref. No.	Part No.	Description				No. off	Matl. Spec.	Cl. of St.	Plate and Illust'n No.
		1	2	3	4			M.R.	
	—	PANEL, CONTROL, LOW LEVEL BOMB SIGHT (1S1901) (See Equipment—Aircraft Instrument Panels)							
	—	PANEL, PNEUMATICS, PORT (1Q1732)							
	—	PANEL, PNEUMATICS, STARBOARD (1Q1740) (See Services—Pneumatic)							
		PANEL, STOWAGE, GUN TOOLS, BETWEEN FORMERS "K & L", PORT (1Z6838)							
	4Z6838	Spares for :— BAG, FOR GUN COCKING TOOL, GROUP				1	—		40/14
3757 3758 27N/85 27N/84	5Z6838	Block, packing, extinguisher				2	BSS668	C C A A	
	9Z6648	Block, packing, extinguisher				1	BSS668		
	10Z6648	Block, packing, extinguisher				1	BSS668		
	—	Bracket, mounting, extinguisher				1	—		
	—	Extinguisher, fire				1	—		
	2Z6838	PANEL, MOUNTING, GROUP ...				1	—	A	40/15
		Spares for :—							
	202SS6001	Label, breech stoppage tool				1	—		
	204SS6001	Label, gun elevating tool				1	—		
	7Z6838	STRAP, SECURING, GUN, ELEVATING TOOL, GROUP ...				1	—		
6A/1981	6Z6838	Stud, breech stoppage tool				1	L40	A	
	—	Thermometer, Mk. 2					—		
	Boulton & Paul 7G1444	Tool, breech stoppage				1	—		
	Boulton & Paul B1374-N20	Tool, gun elevating				1	—		
	Boulton & Paul 7G1164	Tool, gun cocking				1	—		

**FUSELAGE
NOSE PORTION**

Ref. No.	Part No.	Description				No. off	Matl. Spec.	Cl. of St.	Plate and Illust'n No.
		1	2	3	4			M.R.	
—	—	PIPING, SERVICES (Q1733) (This drawing number quoted for reference only)							
—	—	RADIO AND RADAR INSTALLATION (1T3440) (See Radio and Radar Installation)							
—	—	SEAT, GUNNERS (1N1184) (See Equipment—Aircraft Seats and Fittings)							
—	—	STOWAGE, PARACHUTE AND DINGHY (Z6814) (See Equipment Aircraft—Dinghy Installation)							
—	—	STOWAGE, PYROTECHNIC (X2178) (See Armament—Pyrotechnic Installation)							
—	—	STOWAGE, SONO-BUOY, PORT & STARBOARD (X2177 & X2179) (See Sono-Buoy Installation)							
—	—	STOWAGE, EQUIPMENT BETWEEN FORMERS " F & G ", STARBOARD (Z9754) (Mod. 771)							
—	—	Spares for :— CRADLE, MOUNTING, PYROTECHNICS (5Z9754) (See Armament—Pyrotechnics)							
	11Z9754	PANEL, MOUNTING T.B.'s BETWEEN TOP & MIDDLE SHELVES, GROUP				1	—		
	2Z9754	SHELF, TOP, GROUP				1	—		
	3Z9754	SHELF, MIDDLE, GROUP				1	—		
	4Z9754	SHELF, BOTTOM, GROUP				1	—		

SHACKLETON Mk. 2

FUSELAGE
NOSE PORTION

Ref. No.	Part No.	Description				No. off	Matl. Spec.	Cl. of St.	Plate and Illust'n No.
		1	2	3	4			M.R.	
4000	—	STRUCTURE, NOSE (1D8684), GROUP (Additional items of fixed equipment are supplied with this group as for details shown on pages 469 to 472)				1	—	A	40/16
	—	Spares for :— BEAM, GUN (1D8790)							
		Spares for :—							
4433	2N1184	Bracket, LH gunners seat				1	DTD124	C	40/17
4434	3N1184	Bracket, RH gunners seat				1	DTD124	C	40/18
	3Q1873	BRACKET, MOUNTING, GUN BEAM, BOTTOM, GROUP				1	—		
5286	24D9856	DOOR ACCESS GROUP (Mod. 445)				1	L72	C	
	103D8790	DRAIN, IN BOTTOM SKIN, CENTRE FLOOR, GROUP				1	—		
	74D8684	BRACKET, HINGE, GROUP				1	L40		
	4Q1873	BRACKET, MOUNTING FOR AIR BOTTLE, GROUP				1	—		
4003	1D8838	CANOPY, GUNNERS, GROUP				1	—	A	40/19
		Spares for :—							
4128	3D8838	Angle, capping LH				1	L72	C	40/20
4129	4D8838	Angle, capping RH...				1	L72	C	40/21
4135	16D8838	Angle, capping, rear				1	L72	C	40/22
	22D8838	Bracket, strut attachment				2	—		40/23
4124	2D8838	Canopy, perspex $\frac{5}{16}$" thick x 41" x 62"...				1	DTD339	C	40/24
	1D8846	CASTING, BOTTOM, GUNNER'S WINDSCREEN, GROUP				1	—		40/25
		Consisting of :—							
	2D8846	Casting				1	L121		
28Q/10681	AS2230/406	Rivet, csk. hd, $\frac{1}{8}$" dia. x $\frac{3}{8}$" long				16	—	C	
28FP/9145889	S6-250	Spring, Dzus				8	—	C	
5281	1SS4105	Washer				16	—	C	
6653	1D8847	Casting, window, top				1	DTD493	C	
	7D8838	Packing, bottom, front				1	L72		
	9D8838	Packing, make-up LH				1	L72		
	10D8838	Packing, make-up RH				1	L72		
	19D8838	Packing, front, LH...				1	L72		
	20D8838	Packing, front, RH				1	L72		
4531	8D8838	Prestick, $\frac{1}{16}$" thick x $\frac{3}{4}$" wide				QR	—	C	
5028	23D8838	Strip, capping, front bottom				1	L72	C	40/26
4131	6D8838	Strip, capping, front top				1	L72	C	40/27
5029	24D8838	Strip, capping, rear				1	L72	C	40/28
4132	13D8838	Strip, cover, inside LH				1	L72	C	40/29
4133	14D8838	Strip, cover, inside RH				1	L72	C	40/30
	25D8838	STRUT, GROUP				1	—		40/31
14166	26D8838	STRUT, GROUP				1	—	C	40/32
4125	1D8849	Windscreen, gunners (Triplex Glass Co.)				1	DTD218	C	40/33

FUSELAGE
NOSE PORTION

Ref. No.	Part No.	Description				No. off	Matl. Spec.	Cl. of	Plate and Illust'n No.
		1	2	3	4			St. M.R.	
		STRUCTURE, NOSE, GROUP (1D8684) (Cont'd)							
		FAIRING, BARBETTE, GROUP (C2349) Spares for :—							
11595	6C2349	BRACKET, GROUP				1	—	C	40/34
		Consisting of :—							
	6aC2349	Bracket				1	S84		
28Q/10412	AS2230/404	Rivet, 120° csk. hd, $\frac{1}{8}$ " dia. x $\frac{1}{4}$ " long...				4	—	C	
28FP/9145889	S6-250	Spring, Dzus				2	—	C	
	7C2349	BRACKET, GROUP				1	—		40/35
		Consisting of :—							
	7aC2349	Bracket				1	S84		
28Q/10412	AS2230/404	Rivet, 120° csk. hd, $\frac{1}{8}$ " dia. x $\frac{1}{4}$ " long...				4	—	C	
28FP/9145889	S6-250	Spring, Dzus				2	—	C	
4197	1C2351	FAIRING, BARBETTE, PORT, GROUP				1	—	A	40/36
4198	2C2351	FAIRING, BARBETTE, STARBOARD, GROUP				1	—	A	40/37
		Spares for :—							
5045	61C2351	CHANNEL, SEAL, RETAINING, PORT, GROUP				1	—	B	40/38
		Consisting of :—							
	Dunlop	Blade, wiper, rubber				2	—	B	
5502	ACO7624	Channel				1	S84		
	61aC2351	Plate, end				1	S84		
	61cC2351	Plate, end				1	S84		
	61dC2351	Plate, end				1	S84		
	1cSS3498	Rivet, bifurcated				16	Dural		
6665	1cSS3500	Rivet, bifurcated				16	Dural	C	
	61bC2351	Strip, rivet				2	—		
5046	62C2351	CHANNEL, SEAL, RETAINING, STARBOARD, GROUP				1	—	B	40/39
		Consisting of :—							
	Dunlop	Blade, wiper, rubber				2	—	B	
5502	ACO7624	Channel				1	S84		
	62aC2351	Plate, end				1	S84		
	62cC2351	Plate, end				1	S84		
	62dC2351	Plate, end				1	S84		
	1cSS3498	Rivet, bifurcated				16	Dural		
	1cSS3500	Rivet, bifurcated				16	Dural		
	61bC2351	Strip, rivet				2	—		
6644	12SS3541	Fastener, c/w ejector blade				2	—	C	
28FP/847	AJ6 $\frac{1}{2}$ /80	Fastener, Dzus				3	—	C	40/40
4204	6SS3541	Fastener, c/w ejector blade				5	—	C	40/41
4205	7SS3541	Fastener, c/w ejector blade				15	—	C	40/42
28FP/316	GA6 $\frac{1}{2}$ /375	Grommet				3	—	C	40/43
	3C2351	Panel, fairing, port				1	L72		
	4C2351	Panel, fairing, starboard				1	L72		

FUSELAGE
NOSE PORTION

Ref. No.	Part No.					Description	No. off	Matl. Spec.	Cl. of St.	Plate and Illust'n No.
		1	2	3	4				M.R.	
FAIRING, BARBETTE, PORT AND STARBOARD (1 & 2 C2351) (Cont'd)										
5625	60C2351					SEAL, UPPER, GROUP	1	—	B	40/44
						Consisting of :—				
5502	Dunlop ACO7624					Blade, wiper, rubber	2	—	C	
	60aC2351					Channel	1	L72		
6666	2cSS3500					Rivet, bifurcated	32	—	C	
	60bC2351					Strip	2	L72		
	57C2351					Seal, port, 2'-11" Rubo No. 2 gasket	1	—		
6806	55C2351					Seal, port, 3'-1" Rubo No. 2 gasket...	1	—	C	
	56C2351					Seal, starboard, 2'-11" Rubo No. 2 gasket	1	—		
6807	59C2351					Seal, starboard, 3'-11" x 1" x 1/16" ...	1	Rubber	C	
	11C2351					Stiffener, Edge, Port, Gunners Wind-screen Casting, group (supplied loose undrilled)	1	—		40/45
	12C2351					Stiffener, edge, starboard gunners windscreen casting, group (supplied undrilled)	1	—		40/46
4202	24C2351					Track, guide rail, inner	1	"Beclawat"	C	40/47
4203	25C2351					Track, guide rail, outer	1	"Beclawat"	C	40/48
4206	3C2349					TRAY, DRIP, LH OUTBOARD, GROUP	1	—	C	40/49
4207	4C2349					TRAY, DRIP, RH OUTBOARD, GROUP	1	—	C	40/50
4208	5C2349					TRAY, DRIP, INBOARD GROUP	1	—	C	40/51
11596	20C2349					TRAY, DRIP, OUTBOARD PORT GROUP	1	—	C	

FUSELAGE
NOSE PORTION

Ref. No.	Part No.	Description				No. off	Matl. Spec.	Cl. of St.	Plate and Illust'n No.
		1	2	3	4			M.R.	
		STRUCTURE, NOSE GROUP (1D8684) (Cont'd)							
		FLOOR, STRUCTURE, GROUP (D8787)							
4363	1D9195	Spares for :— DOOR, ACCESS, ELECTRICS, GROUP				1	—	C	40/52
4365	1D9148	Spares for :— LOCK, DOOR, GROUP				2	—	C	40/53
	3D9148	Consisting of :— Casing, lock				1	DTD213A		
	3D7116	PLUNGER, GROUP				1	—		40/54
	4D7083	Consisting of :— Diaphragm, centre				1	L72		
	5D7083	Plunger				1	—		
28Q/6829	AS2227/308	Rivet, snap hd. $\frac{3}{32}$" dia.				1	—		
	7W824	Spring				1	DTD215 or 239		
	6D7083	Stop, plunger				1	—		
28Q/6638	AS2227/404	Rivet, snap hd, $\frac{1}{8}$" dia.				4	—	C	
	80D8787	DOOR, ACCESS FOR PIPE JOINTS BETWEEN FORMERS "J & H" (CABIN HEATING), GROUP				1	—		40/55
	80aD8787	Consisting of :— Door				1	L72		
	510SS6001	Label, " Access to Heater, Duct Joint "				1	DTD213A		
28Q/6692	AS2227/204	Rivet, snap hd, $\frac{1}{16}$" dia. x $\frac{1}{4}$" long ...				2	—	C	
	81D8787	DOOR, ACCESS, FOR PIPE JOINTS BETWEEN FORMERS "H & G" (CABIN HEATING) GROUP				1	—		40/56
	81aD8787	Consisting of :— Door				1	L72		
	510SS6001	Label, " Access to Heater Duct Joint "				1	DTD213A		
28Q/6692	AS2227/204	Rivet, snap hd, $\frac{1}{16}$" dia x $\frac{1}{4}$" long ...				2	—	C	
4364	1D9203	DOOR, ACCESS, BETWEEN FORMERS "E & F", GROUP				2	—	C	40/57
4365	1D9148	Spares for :— LOCK, DOOR, GROUP				2	—	C	40/53
	3D9148	Consisting of :— Casing, lock				1	DTD213A		
	3D7116	PLUNGER, GROUP				1	—		40/54
	4D7083	Consisting of :— Diaphragm, centre				1	L72		
	5D7083	Plunger				1	—		
28Q/6829	AS2227/308	Rivet, snap hd, $\frac{3}{32}$" dia.				1	—	C	
	7W824	Spring				1	DTD215 or 239		
	6D7083	Stop, plunger				1	S1		
28Q/6638	AS2227/404	Rivet, snap hd, $\frac{1}{8}$" dia.				4	—	C	

SHACKLETON Mk. 2

FUSELAGE
NOSE PORTION

Ref. No.	Part No.	Description				No. off	Matl. Spec.	Cl. of St.	Plate and Illust'n No.
		1	2	3	4			M.R.	
		FLOOR, STRUCTURE, GROUP (D8787) (Cont'd)							
7490	1D10903	DOOR, ACCESS, DE-ICING TANK, GROUP				1	—	C	40/58
4365	1D9148	Spares for :— LOCK, DOOR, GROUP				2	—	C	40/53
	3D9148	Consisting of :— Casing, lock				1	DTD213A		
	3D7116	PLUNGER, GROUP				1	—		40/54
28Q/6829	AS2227/404	Rivet, snap hd, 1/8" dia.				4	—	C	
	9Z6843	Duct, under floor between formers "J & G"				1	—		
	10Z6843	(See Services—Heating and Ventilating) Duct, above and below floor between formers "L & J"				1	—		
	8Z6843	(See Services—Heating and Ventilating) DUCT, ABOVE AND BELOW FLOOR AT FORMER "G", GROUP				1	—		
		(See Services—Heating and Ventilating)							
		ESCAPE HATCH, MECHANISM (D9107)							
	7D9107	Spares for :— Bearing				2	BSS668		40/59
	5D9107	BRACKET, SUPPORT, GROUP				1	—		40/60
	5aD9107	Consisting of :— Bracket				1	L72		
	11D9107	Piece, distance				1	BSS668		
	5bD9107	Plate, end				1	L72		
	5cD9107	Plate				1	L72		
28Q/6664	AS2227/304	Rivet, rd. hd, 3/32" dia. x 1/4" long ...				18	—	C	
28Q/6638	AS2227/404	Rivet, rd. hd, 1/8" dia. x 1/4" long ...				4	—	C	
28Q/13859	AS2227/418	Rivet, rd. hd, 1/8" dia. x 1/4" long ...				2	—	C	
	6D9107	Stud, special				1	—		

FUSELAGE
NOSE PORTION

Ref. No.	Part No.	Description				No. off	Matl. Spec.	Cl. of St.	Plate and Illust'n No.
		1	2	3	4			M.R.	
		ESCAPE HATCH, MECHANISM (D9107) (Cont'd)							
		LOCK, CUPPED MECHANISM (D9108)							
		Spares for :—							
	3D9108	Boss, stud	1	L72		
5399	AT62033	LOCK, ESCAPE HATCH, GROUP				1	—	B	
		Consisting of :—							
	AT2060	Body, lock	1	DTD300A L33		40/61
28D/8300	AS1242/1B	Bolt	4	—	C	
28D/8310	AS1242/6C	Bolt	2	—		
	AT36856	Bolt, pivot	4	S2		40/62
	AT36848	Eye, end	2	S1		40/63
7453	AT37189	Handle	1	DTD300A or L33	C	40/64
	AT37190	Lever	1	DTD300A or L33		40/65
28M/13124	A27/CT	Nut, thin	2	—	C	
	AT37184	Piece, locking	1	DTD300A		40/66
7262	AT37207	Pin	1	S2	C	40/67
	AT37188	Plate, cover	1	L72		40/68
7833	AT37214	Plug, blanking	2	Rubber	C	40/69
	AT37353	Plunger	1	S1		40/70
	AT36847	Rod, short	2	S2		40/71
	BS57/32/2BA/3/8"	Screw	1	—		
	AT36875	Screw	1	S1		40/72
	AT37351	Spider	1	S1		40/73
	AT37209	Spring, main	1	Spring Steel		40/74
13879	AT36874	Spring	1	Spring Steel	C	40/75
	AT37185	Tube	1	S1		40/76
	AT36851	Tube, distance	1	T35		40/77
	AT36852	Washer	1	Rubber		40/78
28W/6316	AGS585/C	Washer	4	—	C	
	2D9108	MOUNTING, CUPPED, GROUP				1	—		
	4D9108	Piece, distance	1	BSS668		
	5D9108	Stud	1	S2		
	2D9107	LEVER, GROUP				1	—		40/79
	4D9107	LEVER, GROUP				1	—		40/80

SHACKLETON Mk. 2

FUSELAGE
NOSE PORTION

Ref. No.	Part No.	Description				No. off	Matl. Spec.	Cl. of St.	Plate and Illust'n No.
		1	2	3	4			M.R.	
		ESCAPE HATCH, MECHANISM (D9107) (Cont'd)							
	8D9107	ROD, CONNECTING GROUP ...				1	—		40/81
		Consisting of :—							
	9D9107	Fork, joint				1	—		
28M/13124	A27/CT	Nut, 2 BA lock				1	—	C	
28Q/6638	AS2227/404	Rivet, rd. hd, 1/8" dia. x 5/8" long ...				4	—	C	
	10D9107	Screw, adjusting				1	S1		
	9D5294	Sleeve				1	—		
	8aD9107	Tube				1	T45		
4110	1D8692	FORMER "E", GROUP				1	—	C	40/82
	—	FORMER "F" (D8691)							
		Spares for :—							
4109	3D8691	FORMERS "F" BOTTOM PORTION, GROUP				1	—	C	40/83
	—	FORMERS "G" (D8690)							
		Spares for :—							
	17D8690	Block, hoisting				2	DTD133C		
4108	3D8690	FORMER "G" BOTTOM PORTION, GROUP				1	—	C	40/84
	—	FORMER "H" (D8689)							
		Spares for :—							
4106	3D8689	FORMER "H" LOWER, PORT, GROUP				1	—	C	40/85
4107	4D8689	FORMER "H" LOWER, STARBOARD, GROUP				1	—	C	40/86
	—	FORMER "J" (D9050)							
		Spares for :—							
4105	3D9050	FORMER "J" BOTTOM PORTION, GROUP				1	—	C	40/87
	—	FORMER "K" (D9042)							
		Spares for :—							
4104	3D9042	FORMER "K" BOTTOM PORTION, GROUP				1	—	C	40/88

FUSELAGE
NOSE PORTION

Ref. No.	Part No.	Description				No. off	Matl. Spec.	Cl. of St.	Plate and Illust'n No.
		1	2	3	4			M.R.	
		STRUCTURE, NOSE, GROUP (1D8684) (Cont'd)							
		FORMER "L" (D9025) Spares for :—							
11579	36D9025	Bracket, hoisting, port				1	L51	MR/C	
11580	37D9025	Bracket, hoisting, starboard				1	L51	MR/C	
4102	3D9025	FORMER "L" BOTTOM, PORT, GROUP				1	—	C	40/89
4103	5D9025	FORMER "L" BOTTOM, STARBOARD, GROUP				1	—	C	40/90
		FORMER "M" (D8685) Spares for :—							
11581	3D8685	FORMER "M" PORT, GROUP ...				1	—	MR/C	40/91
11582	2D8685	FORMER "M" STARBOARD, GROUP				1	—	MR/C	40/92
4100	106D8684	Former dummy between formers "M & L" bottom port				1	DTD610	C	40/93
4101	107D8684	Former dummy between formers "M & L" bottom starboard				1	DTD610	C	40/94
		HATCH, ESCAPE, MECHANISM (D8827) Spares for :—							
		DOOR, COVER, ESCAPE HATCH, (D9123) Spares for :—							
6990	13D9123	Clip, spring				2	—	C	
	2D9123	DOOR, COVER, PORT & STARBOARD, GROUP				2	—		40/96
		LEVER, LOCKING, GROUP ... Spares for :—							
6560	5D9123	LEVER, LOCKING, GROUP ...				2	—	C	40/97
6486	6D9123	LEVER, LOCKING, GROUP ...				2	—	C	40/98
4210	10D9123	Hinge... ..				2	DTD213	C	40/99
4209	11D9123	Spring, 10" x 18G				2	Spring Steel	C	40/100
7566	12D9123	HINGE, GROUP Consisting of :—				2	—	C	
	12aD9123	Hinge, half				1	DTD213		
	12bD9123	Hinge, half				1	DTD213		
	12cD9123	Pin				1	MS		
4211	1D8828	DOOR, EMERGENCY EXIT, GROUP				1	—	A	40/102
	3D8107	Pin				2	S1		40/103
	38D8427	Plug, for hoisting blocks				4	L1		
	1D9041	SUPPORT, RUDDER PEDAL SHAFT, PORT, GROUP				1	—		
	2D9041	SUPPORT, RUDDER PEDAL SHAFT, STARBOARD, GROUP				1	—		

SHACKLETON Mk. 2

FUSELAGE
NOSE PORTION

Ref. No.	Part No.	Description				No. off	Matl. Spec.	Cl. of St.	Plate and Illust'n No.
		1	2	3	4			M.R.	
		STRUCTURE, NOSE, GROUP (1D8684) (Cont'd)							
		STRUCTURE, ROUND EMPTIES BOXES PORT AND STARBOARD (1 & 2D8829)							
		Spares for :—							
	57D8829	Bracket, for gunners seat				2	S3		
	1D9000	CHUTE, EMPTIES BOX, PORT, GROUP				1	—		
	2D9000	CHUTE, EMPTIES BOX, STARBOARD, GROUP				1	—		
4191	1D9051	DOOR, ACCESS, PORT, GROUP				1	—	A	40/104
4193	1D9052	DOOR, ACCESS, PORT, GROUP				1	—	A	40/105
4192	2D9051	DOOR, ACCESS, STARBOARD, GROUP				1	—	A	40/106
4194	2D9052	DOOR, ACCESS, STARBOARD, GROUP				1	—	A	40/107
	1D9342	GUARD, COVER, EMPTIES BOX, PORT, GROUP				1	—		40/108
	1D9341	GUARD, COVER, EMPTIES BOX, STARBOARD, GROUP				1	—		40/109
4195	41D8829	Plate, deflector, port				1	DTD171A	C	40/110
4196	42D8829	Plate, deflector, starboard				1	DTD171A	C	40/111
26DC/5281	1SS4105	Washer, spacing				20	—	C	
		WINDOW, BOMB AIMERS, (D8953)...							
		Spares for :—							
		WINDOW, FRONT (2D8953)							
		Spares for :—							
4114	1D8825	Casting, window				1	—	C	40/112
	1D9798	Strip, de-icing				1	—		
4120	6D8953	Strip, cover, bottom				1	L72	C	40/113
4119	5D8953	Strip, cover, side				2	L72	C	40/114
4117	3D8953	Strip, cover, top LH				1	L72	C	40/115
4118	4D8953	Strip, cover, top RH				1	L72	C	40/116
	7D8953	Strip, sealing, $\frac{3}{8}$ " x $\frac{5}{8}$ "				QR	Prestick		
4123	10D8953	Strip, sealing, bottom				1	L72	C	40/120
4122	9D8953	Strip, sealing, side				2	L72	C	40/121
4121	8D8953	Strip, sealing, top				1	L72	C	40/122
4112	1D8826	Window, front				1	—	C	40/117

SHACKLETON Mk. 2

Page 468

**FUSELAGE
NOSE PORTION**

Ref. No.	Part No.	Description				No. off	Matl. Spec.	Cl. of St.	Plate and Illust'n No.
		1	2	3	4			M.R.	
		SUNBLIND IN NOSE (3Z7269) (See Blackout Curtains and Sunblind)							
		TRIMMING AND SOUNDPROOFING (Z6983) (See Equipment Aircraft—Trimming and Soundproofing)							
		WINDSCREEN WIPER, BOMB AIMERS FRONT WINDOW (Z6827) Spares for :—							
27WW/198	Dunlop ACM16190	Arm, actuator				1	—	B	
		(See Services—Hydraulic)							
4318	3Z6827	BEARING, FOR ARM, WINDOW CASTING, GROUP				1	—	C	40/124
		Spares for :—							
4319	3bZ6827	Bush, " Oilite " type CT4 Ref. 060816 ...				1	—	C	40/125
	Dunlop								
27WW/239	ACM15590/15	Blade, wiper				1	—	C	
		(See Services—Hydraulic)							
27W/240	Dunlop AC11642	Motor, wiper				1	—	A	
		(See Services—Hydraulic)							
4320	6Z6827	MOUNTING, VALVE, GROUP ...				1	—	C	40/126
		Consisting of :—							
	585/SS6001	Label, " Windscreen De-icing " ...				1	DTD213A		
	584/SS6001	Label, " Windscreen Wiper " ...				1	DTD213A		
	6aZ6827	Mounting				1	L72		
	3aSS3500	Rivet... ..				4	—		
	11Z6827	PLATE, COVER, GROUP ...				1	—		40/127
7457	7Z6827	STOP, OVERRIDE, PORT, GROUP ...				1	—	C	40/128
7458	8Z6827	STOP, OVERRIDE, STARBOARD, GROUP				1	—	C	40/129
27WW/263	Dunlop AC07472	Valve, control, windscreen de-icing ...				1	—	A	65/107
		(See Services—De-icing)							
27WW/248	Dunlop AC07470	Valve, control, windscreen wiper ...				1	—	A	77/299
		(See Services—Hydraulic)							

SHACKLETON Mk. 2

FUSELAGE
NOSE PORTION

Ref. No.	Part No.	Description				No. off	Matl. Spec.	Cl. of St.	Plate and Illust'n No.
		1	2	3	4			M.R.	
<p>THE FOLLOWING ITEMS OF FIXED EQUIPMENT ARE SUPPLIED ADDITIONAL TO THE STRUCTURE PART NO. 1D8684, REF. NO. 26FP/4000:—</p>									
	82X2009	Angle	1	DTD610	
	10aZ6814	Angle	1	DTD610	
	11aZ6814	Angle	1	DTD610	
	14Z6814	Angle	1	DTD610	
	15Z6814	Angle	1	DTD610	
	99Z6843	Angle	1	DTD610	
	2Z6926	Angle	1	—	
	4Z6926	Angle	1	—	
13942	1SS3867	Angle	14	—	C
	4Z6838	Bag	1	—	
	A15Y/13C	Bolt	34	—	
28D/7283	A25/1B	Bolt	2	—	
28D/2528	A25/1C	Bolt	60	—	
28D/12512	A25/2C	Bolt	12	—	
28D/12513	A25/4C	Bolt	2	—	
28D/12532	A25/5C	Bolt	6	—	
28D/12533	A25/6C	Bolt	3	—	
28D/12566	A25/7C	Bolt	1	—	
28D/12514	A25/10C	Bolt	1	—	
28D/12515	A25/11C	Bolt	1	—	
28D/12516	AGS797/B	Bolt, eye, 2 BA	18	—	
28G/6731	AS1242/5C	Bolt	4	—	
28D/8507	AS1246/1B	Bolt	2	—	
28D/11937	AS1246/10C	Bolt	3	—	
28D/12141	AS1248/1C	Bolt	10	—	
28D/8341	33SS1824	Bracket...	1	—	
	52X2009	Bracket...	1	DTD610	
	53X2009	Bracket...	1	DTD610	
	54X2009	Bracket...	1	DTD610	
	55X2009	Bracket...	1	DTD610	
	12X2013	Bracket...	1	DTD610	
	14X2013	Bracket...	1	DTD610	
	2Z6824	Bracket, mounting	1	—	
	3Z6824	Bracket, mounting	1	—	
	98Z6843	Bracket, mounting	1	—	
	105Z6843	Bracket, mounting	1	DTD610	
	1Z6844	Bracket, mounting	1	—	
	2Z7030	Bracket, mounting	1	—	
	4X2010	Bracket, support	1	DTD610	
	5X2010	Bracket, support	1	DTD610	
	6X2010	Bracket, support	1	DTD610	
	7X2010	Bracket, support	1	DTD610	
	5X2011	Bracket, support	1	DTD610	
	6X2011	Bracket, support	1	DTD610	
	7X2011	Bracket, support	1	DTD610	
	25Q1733	Bracket...	2	—	
	26Q1733	Bracket...	1	—	
	28Q1733	Bracket...	1	—	
	29Q1733	Bracket...	1	—	
	37Q1733	Bracket...	3	—	
	52Q1733	Bracket...	2	—	

FUSELAGE
NOSE PORTION

Ref. No.	Part No.	Description				No. off	Matl. Spec.	Cl. of St.	Plate and Illust'n No.
		1	2	3	4			M.R.	
THE FOLLOWING ITEMS OF FIXED EQUIPMENT ARE SUPPLIED ADDITIONAL TO THE STRUCTURE PART NO. 1D8684, REF. NO.26FP/4000 (Cont'd)									
	62Q1733	Bracket...	1	—	
	65Q1733	Bracket...	1	—	
	4Q1873	Bracket...	1	—	
	1SS3867	Bracket...	5	—	
	9V3449	Bracket...	3	—	
	12V3964	Bracket...	3	—	
	15Z6826	Bush	2	L1 or L40	
	26Z6843	Channel	2	DTD610	
	AGS605/3	Clip	4	—	
	31SS3264	Clip	1	—	
	1SS3512	Clip	1	—	
	6SS3638	Clip	6	L4 or L59	
	102Z3512	Clip	1	—	
	33Z6843	Clip	1	DTD610	
	1Z6833	Door	1	—	
	2Z6833	Door	1	—	
	8Z6843	Duct	1	—	
	9Z6843	Duct	1	—	
	10Z6843	Duct	1	—	
	5Z6926	Duct	1	—	
	1Z7398	Duct air intake	1	—	
	2SS4039	Fastener	4	—	
	ASS1452	Flange Female	1	—	
	53Z6843	Gusset	1	DTD610	
	55Z6843	Gusset	1	—	
	56Z6843	Gusset	1	—	
	3X2010	Intercostal	1	DTD610	
	3X2011	Intercostal	1	DTD610	
	8X2011	Intercostal	1	DTD610	
	4X2013	Intercostal	1	DTD610	
	5X2013	Intercostal	1	DTD610	
	11X2013	Intercostal	1	DTD610	
	3X2014	Intercostal	1	DTD610	
	4X2014	Intercostal	1	DTD610	
	5X2014	Intercostal	1	—	
	2aZ6814	Intercostal	1	DTD610	
	3aZ6814	Intercostal	1	DTD610	
	4aZ6814	Intercostal	1	DTD610	
	5aZ6814	Intercostal	1	DTD610	
	6aZ6814	Intercostal	1	DTD610	
	7aZ6814	Intercostal	1	DTD610	
	8aZ6814	Intercostal	1	DTD610	
	9aZ6814	Intercostal	1	DTD610	
	14Z6826	Lever	2	DTD364 or L40	
	57X2009	Link	2	DTD610	
	7Z6867	Member inboard side	1	DTD610	
	8Z6867	Member inboard side	1	DTD610	
	25Z6867	Member outboard side	1	DTD610	
	26Z6867	Member outboard side	1	DTD610	

FUSELAGE
NOSE PORTION

Ref. No.	Part No.	Description				No. off	Matl. Spec.	Cl. of St.	Plate and Illust'n No.
		1	2	3	4			M.R.	
		THE FOLLOWING ITEMS OF FIXED EQUIPMENT ARE SUPPLIED ADDITIONAL TO THE STRUCTURE PART NO. 1D8684, REF. NO. 26FP/4000 (Cont'd)							
28N/85	2X2013	Member	stowage	1	—	C	
	2X2014	Member	stowage	1	—		
	—	Mounting,	fire extinguisher	1	S1		
	1X2009	Mounting,	stowage starboard	1	—		
	2X2009	Mounting,	stowage port	1	—		
	6X2015	Mounting,	stowage port	2	—		
	7X2015	Mounting,	stowage starboard	2	—		
28M/10288	AGS2001/C/1	Nut	133	—	C C C C C	
28M/10287	AGS2001/B/1	Nut	2	—		
28M/10328	AGS2002/C/1	Nut	4	—		
28M/12153	AGS2007/B/1	Nut	2	—		
28M/11957	AGS2007/C/1	Nut	4	—		
	7X2013	Packing	2	DTD610		
	9Z6648	Packing	Tufnol	1	BSS668		
	10Z6648	Packing	Tufnol	1	BSS668		
	7dZ6827	Packing	Tufnol	2	BSS668		
	5Z6808	Packing	2	—		
	1T3626	Panel	1	—		
	2Z6838	Panel	1	—		
	2Z6853	Panel	1	—		
	1Z7192	Panel,	Oxygen	1	—		
	1Z7246	Panel	1	—		
	SP4/B15	Pin	2	—		
	SP4/B18	Pin	2	—		
	SP9/G10	Pin,	split	2	—		
	SP31/L10	Pin,	taper split	8	—		
	42X2009	Plate,	base	1	DTD610		
	56X2009	Plate,	base	1	DTD610		
	6Z6827	Plate,	mounting	1	—		
	10X2010	Rod,	screwed	4	—		
	8Z6826	Seal	2	Rubber Strip		
	63Z6843	Sleeve	2	Hallprene 66		
	44X2009	Stiffener	1	DTD610		
	45X2009	Stiffener	1	DTD610		
	46X2009	Stiffener	1	DTD610		
	47X2009	Stiffener	1	DTD610		
	28S1824	Strap,	cable	2	Black Leather		
	29S1824	Strap,	cable	1	Black Leather		
	31S1824	Strap,	cable	2	Black Leather		
	35X2009	Strap	Assy.	2	—		
	37X2009	Strap	Assy.	2	—		
	9X2013	Strap	Assy.	2	—		
	6D/1432	Stowage	Oxygen	2	—		
	7Z6827	Stop	override	1	—		
	8Z6827	Stop	override	1	—		
	7Z6826	Strip	2	DTD610		
	3Z6838	Strip	1	DTD610		
	6Z6838	Stud	2	L40		
	3Z6853	Stud	4	S1		
	4V5721	Support,	lamp	1	—		
	81X2009	Tray	1	DTD610		
	1V5796	Trough,	electric	1	—		
	2V5796	Trough,	electric	1	—		

FUSELAGE
NOSE PORTION

Ref. No.	Part No.	Description				No. off	Matl. Spec.	Cl. of St.	Plate and Illust'n No.
		1	2	3	4			M.R.	
THE FOLLOWING ITEMS OF FIXED EQUIPMENT ARE SUPPLIED ADDITIONAL TO THE STRUCTURE PART NO. 1D8684, REF. NO. 26FP/4000 (Cont'd)									
	AS2808/5/31	Tube,	distance	2	—	
	AS2808/5/36	Tube,	distance	1	—	
	AS2808/5/045	Tube,	distance	3	—	
	AS2811/5/06	Tube,	distance	68	—	
	12Z6814	Tube,	distance	10	T35	
	16Z6826	Tube,	distance	2	T45	
	9Z6838	Tube,	distance	1	T9	
	10Z6838	Tube,	distance	2	T9	
	11Z6838	Tube,	distance	3	T9	
28W/12245	SP/10C	Washer	3	DTD124	C
28W/12252	SP/13C	Washer	9	—	C
28W/12355	SP/16C	Washer	7	DTD610	C

PAGE 473 TO 480 NOT ISSUED



FUSELAGE
NOSE PORTION

Ref. No.	Part No.	Description				No. off	Matl. Spec.	Cl. of St.	Plate and Illust'n No.
		1	2	3	4			M.R.	
SUMMARY OF STOCK ITEMS USED ON FUSELAGE NOSE PORTION									
28D/12513	A25/2C	Bolt,	hex.	hd,	2 BA 0.2" plain x 0.65" long ...	49	—	C	
28D/12566	A25/6C	Bolt,	hex.	hd,	2 BA 0.6" plain x 1.05" long ...	6	—	C	
28D/12518	A25/2E	Bolt,	hex.	hd,	1/4" BSF 0.2" plain x 0.7" long ...	10	—	C	
28D/12519	A25/3E	Bolt,	hex.	hd,	1/4" BSF 0.3" plain x 0.8" long ...	16	—	C	
28D/12815	A25/3G	Bolt,	hex.	hd,	5/16" BSF 0.3" plain x 0.85" long	18	—	C	
28D/12774	A25/4G	Bolt,	hex.	hd,	5/16" BSF 0.4" plain x 0.95" long...	20	—	C	
28D/13113	A30/3E	Bolt,	hex.	hd,	1/4" BSF 0.3" plain x 0.8" long ...	18	—	C	
28D/13853	A30/4E	Bolt,	hex.	hd,	1/4" BSF 0.4" plain x 0.9" long ...	20	—	C	
28D/13100	A30/5E	Bolt,	hex.	hd,	1/4" BSF 0.5" plain x 1.0" long ...	24	—	C	
28D/13262	A30/6E	Bolt,	hex.	hd,	1/4" BSF 0.6" plain x 1.1" long ...	16	—	C	
28D/13854	A30/3G	Bolt,	hex.	hd,	5/16" BSF	38	—	C	
28D/13855	A30/4G	Bolt,	hex.	hd,	5/16" BSF	9	—	C	
28D/13856	A30/5G	Bolt,	hex.	hd,	5/16" BSF	22	—	C	
28D/12512	AS25/1C	Bolt,	hex.	hd,	2 BA 0.1" plain x 0.55" long ...	35	—	C	
28D/12531	AS25/3C	Bolt,	hex.	hd,	2 BA 0.3" plain x 0.75" long ...	10	—	C	
28D/8306	AS1242/1C	Bolt,	csk.	hd,	2 BA 0.1" plain x 0.5" long ...	6	—	C	
28D/8308	AS1242/3C	Bolt,	csk.	hd,	2 BA 0.3" plain x 0.7" long ...	42	—	C	
28D/8312	AS1242/8C	Bolt,	csk.	hd,	2 BA 0.8" plain x 1.2" long ...	38	—	C	
28D/11564	AS1246/1C	Bolt,	rd.	hd,	2 BA 0.1" plain x 0.5" long ...	28	—	C	
28D/8341	AS1248/1C	Bolt,	mush.	hd,	2 BA 0.1" plain x 0.5" long ...	49	—	C	
28D/12655	AS2920/2C	Bolt,	90° csk.	hd,	2 BA 0.2" plain x 0.6" long ...	10	—	C	
28D/13441	AS2920/4C	Bolt,	90° csk.	hd,	2 BA	19	—	C	
28D/12762	AS2920/7E	Bolt,	hex.	hd,	1/4" BSF 0.7" plain x 1.15" long ...	8	—	C	

FUSELAGE
NOSE PORTION

Ref. No.	Part No.	Description				No. off	Matl. Spec.	Cl. of St.	Plate and Illust'n No.
		1	2	3	4			M.R.	
SUMMARY OF STOCK ITEMS USED FUSELAGE NOSE PORTION (Cont'd)									
28D/12965	AS2923/1C	Bolt, mush. hd, 2 BA	81	—	C	
28D/13858	AS2923/4C	Bolt, mush. hd, 2 BA	96	—	C	
28D/12968	AS2923/5C	Bolt, mush. hd, 2 BA	6	—	C	
28M/12929	A27/CP	Nut, plain, 2 BA	64	—	C	
28M/12928	A27/EP	Nut, plain, 1/4" BSF	74	—	C	
28M/13375	A27/GP	Nut	92	—	C	
28M/10288	AGS2001/C/1	Nut, stiff, 2 BA	262	—	C	
28M/10290	AGS2001/E/1	Nut, 1/4" BSF	8	—	C	
28W/12245	SP10/C	Washer, thin, 2 BA	219	—	C	
28W/12354	SP10/G	Washer, thin, 5/16" BSF	8	—	C	
28W/12252	SP13/C	Washer, thin, 2 BA	68	—	C	
28W/12253	SP13/E	Washer, thin, 1/4" BSF	78	—	C	
28W/12254	SP13/G	Washer, thin, 5/16"	62	—	C	
28W/3098	AGS162/C	Washer, spring	6	—	C	
28W/6316	AGS585/C	Washer, spring	12	—	C	

TOP SECRET
NOFORN

[The following text is extremely faint and largely illegible. It appears to be a multi-paragraph document or report, possibly containing technical or classified information. The text is organized into several distinct sections or paragraphs, separated by line breaks. Some words are difficult to discern but may include terms like "information", "system", "process", and "data".]



SHACKLETON Mk. 2

FUSELAGE
REAR CENTRE PORTION

Ref. No.	Part No.	Description				No. off	Matl. Spec.	Cl. of St.	Plate and Illust'n No.
		1	2	3	4			M.R.	
27N/1	5A3057	REAR CENTRE PORTION FUSELAGE ASSEMBLY C/W EQUIPMENT (Complementary parts, e.g. inter-components listed at the end of this assembly will not be supplied with the assembly spare and must be demanded separately when required) Spares for :— Axe , fireman's, main entrance door				1	—	A	41/1
		BOMB FUSING & RELEASE WIRING (3V5965) (See Electrical Installation)							
28D/11971 27H/2794	AS1246/4C	BOX, REFUSE, INSTALLATION (Z9885) Consisting of :— Bolt , rd.hd, 2 BA				4	—	C	41/2
	AS2307/031	Box , refuse Tube , distance				1 4	— —	A	
27H/2701	2D10854	BULKHEAD & DOOR AT FORMER 22 (D10854) Spares for :— BULKHEAD, PORT, GROUP				1	—		41/4
	—	Spares for :— Ashtray				1	—	C	41/3
27H/2713 3668	93D6949	Block , packing				1	BSS668		41/5
	14D9141	Block , packing				1	BSS668		
10HA/16857 10AR/2634 5L/264	84D6949	Bracket , ashtray				1	—	C	41/5
	—	Clip , catch, for bunk				2	L40	C	
5CX/366	—	Connector , flexible, mic.tel				2	—	B	41/6
	78D6949	Fairlead , rubber				2	—	C	
5CZ/1961	—	Filament				1	—	B	41/7
	20D6949	FOOTSTEP, GROUP				1	—		
5CZ/1961	—	Handle , grab				1	T4		41/8
	—	Lamp , cockpit, Mk. 2				1	—	B	
10AS/2229	—	MOUNTING, ABANDON AIR-CRAFT HORN (V5720) Spares for :— Horn , electric, type "C"				1	—	B	41/9
	4D10854	MOUNTING, JUNCTION BOX (T4504) (See Radio & Radar—Blue Silk Installation)							
10AS/2229	—	PANEL, FACING, GROUP				1	—		41/9
	—	Peg , stowage				2	—	C	

FUSELAGE
REAR CENTRE PORTION

Ref. No.	Part No.	Description				No. off	Matl. Spec.	Cl. of St.	Plate and Illust'n No.
		1	2	3	4			M.R.	
		BULKHEAD, PANEL, PORT (2D10854) (Cont'd)							
10H/2206	19D9141	Plate, packing	1	L72		
	12D9141	Plate, reinforcing	1	L72		
	—	Socket, light	1	—	A	41/10
	86D6949	Strip, sealing, bulkhead $\frac{1}{4}$ "	1	Sponge Rubber		41/11
5CW/724 10L/209	—	Switch, dimmer, type "E"	1	—	A	41/12
	—	Unit, control, type 350	2	—	A	41/13
	3D10854	BULKHEAD, PANEL, STARBOARD, GROUP				1	—		41/14
	23D9141	DOOR, BULKHEAD, GROUP				1	—		41/15
		Spares for :—							
	47D6949	Block, packing, for lock	1	BSS972		
	48D6949	Block, packing, for lock	1	BSS972		
806	Wilmot Breedon H610/6W/BB-A	Handle, with escutcheon (Front)	1	—	C	41/16
807	Wilmot Breedon H610/6W/BB-A	Handle, with escutcheon (Rear)	1	—	C	41/17
	Baxendale's 1R1290	Hinge, door	3	—		41/18
806 3499 1584	Wilmot Breedon PD/Exp. 7343A	Lock, door	1	—	C	41/19
	1Z3552	Louvre, ventilation	1	DTD213	C	41/20
	92D6949	Spindle, for lock (Wilmot Breedon)	1	—	C	41/21
		BUNKS, REST, FOR CREW (Z4696) (See Equipment—Aircraft Seats and Fittings)							
		CHUTE, FLAME FLOAT, LAUNCHING (17Z6801) (See Armament—Pyrotechnic Installation)							
		CHUTE, FLARE, SINGLE CELL INSTALLATION BETWEEN FORMERS 26-27 (18Z6689) (See Armament—Pyrotechnic Installation)							
		CONTROLS, AUTOMATIC (8R3429) (See Controls—Auto Pilot)							
		CONTROLS, TRIMMER (4R3336) (See Controls—Flying Trimmer)							
		CONTROLS, FLYING (R3405) (See Controls—Flying)							

SHACKLETON Mk. 2

FUSELAGE

Page 485

REAR CENTRE PORTION

Ref. No.	Part No.	Description				No. off	Matl. Spec.	Cl. of St.	Plate and Illust'n No.
		1	2	3	4			M.R.	
		COVER, AILERON CONTROLS, AT REAR SPAR (Z6856)							
4373	1Z6855	Spares for :— COVER, CENTRE, GROUP				1	—	C	41/22
	9Z6855	Spares for :— DOOR, ACCESS, GROUP				1	—		41/23
	223SS6001	Spares for :— Label, "Aileron Loking"				1	DTD213		
	1Z9966	COVER, PORT SIDE, GROUP				1	—		41/24
6843	1Z7217	COVER, STARBOARD SIDE, GROUP				1	—	C	41/25
7066	7Z4632	FORMER, COVER ATTACHMENT, TOP, CENTRE PORT, GROUP				1	—	C	41/26
5266	8Z4632	FORMER, COVER ATTACHMENT, TOP CENTRE, STARBOARD, GROUP				1	—	C	41/27
	9Z4632	FORMER, COVER ATTACHMENT, BOTTOM, STARBOARD, GROUP				2	—		41/28
	10Z4632	FORMER, COVER ATTACHMENT, BOTTOM PORT, GROUP				2	—		41/29
	11Z4632	FORMER, COVER ATTACHMENT, BOTTOM, CENTRE, PORT, GROUP				1	—		41/30
7591	12Z4632	FORMER, COVER ATTACHMENT, BOTTOM CENTRE, STARBOARD, GROUP				1	—	C	41/31
13388	1D2246	FORMER, COVER ATTACHMENT TOP STARBOARD, GROUP				2	—	C	41/32
6942	2D2246	FORMER, COVER ATTACHMENT TOP PORT, GROUP				2	—	C	41/33
	13W763	POUCH, FOR BOMB WINCH AND CRUTCH HANDLE, GROUP (See Armament—Bomb Gear)				1	—		41/34
13896	2SS2590	Screw, flat hd, 2 BA for attaching covers ...				49	—	C	41/35
5230	1Z8294	CURTAIN, BLACK-OUT FOR WINDOWS, BETWEEN FORMERS 18-19, PORT & STARBOARD & FORMERS 4-5 STARBOARD, GROUP (See Equipment—Black-out Curtains and Sunblinds)				1	—	C	18/22

FUSELAGE
REAR CENTRE PORTION

Ref. No.	Part No.	Description				No. off	Matl. Spec.	Cl. of St.	Plate and Illust'n No.
		1	2	3	4			M.R.	
		DINGHY, MANUAL RELEASE (Z6275) (See Equipment—Aircraft Dinghy Installation)							
		DISCHARGER, PHOTOFLASH, BETWEEN FORMERS 22-23 PORT (D7622) (See Armament—Pyrotechnic Installation)							
		DISCHARGER, SIGNAL BETWEEN FORMERS 20-22 STARBOARD SIDE (1Z4256) (See Armament—Pyrotechnics)							
7B/1402	—	Discharger, photoflash				1	—	A	
		ELECTRICS R.C.S. (V5874) (See Electrical Installation)							
3375	1Z6410	EXCLUDER, GAS, FOR FLAP JACK, GROUP Spares for :—				1	—	C	78/15
7104	3Z6410	Packing, $\frac{1}{8}$ " x $\frac{3}{4}$ " x $6\frac{3}{4}$ "				1	Felt	C	
2672	2Z6410	Sleeve				1	—	C	41/60
27N/84	—	Extinguisher, fire, main entrance door ...				1	—	A	41/36
53Y/1145	—	Gloves, fireman's, main entrance door ...				1	—	A	41/37
		GUARD, FOR FLYING CONTROLS, AND BUNK, SUPPORT, BACKREST (D7435) Spares for :—							
	10D7435	Bracket hinge for lower bunk				2	L72		41/38
28FP/155	A30	Fastener, for guard				5	—	C	
28FP/311	No. 375	Grommet, for fastener				5	—	C	
5741	1D7436	GUARD, BACKREST, GROUP Spares for :—				1	—	C	41/39
3670	SS4038	Fastener				1	—	C	
3379	SS4039	Fastener				11	—	C	
5742	3D7436	Former, stiffener				6	L72	C	
3671	5D7436	Hinge				4	L72	C	41/40
28FP/355	No. 100	Spring				5	—	C	
		HANDRAIL, BETWEEN FORMERS 12-18 STARBOARD SIDE (Z6858) Spares for :—							
5133	2Z6858	HANDRAIL, GROUP				1	—	C	41/41
3672	3Z4624	TUBE, GUIDE, GROUP				2	—	C	41/42
		HEATING AND VENTILATING, MID-UPPER TURRET (20Z6315) (See Services—Heating and Ventilating)							
		HEATER No. 3 AND DUCTING BETWEEN FORMERS 25-31 (2Z6869) (See Services—Heating and Ventilating)							

FUSELAGE
REAR CENTRE PORTION

Ref. No.	Part No.	Description				No. off	Matl. Spec.	Cl. of St.	Plate and Illust'n No.
		1	2	3	4			M.R.	
	1D7583	LEDGE, WINDOW, OBSERVATION, PORT, GROUP				1	—		
	1D7584	LEDGE, WINDOW, OBSERVATION, STARBOARD, GROUP				1	—		
7132	2D7583	LEDGE, WINDOW, GROUP				1	—		41/43
	1D7596	SUPPORT, LEDGE, WINDOW, GROUP				1	—	C	41/44
	2D7596	SUPPORT, LEDGE, WINDOW, GROUP				1	—		41/45
		MOUNTING, EQUIPMENT FOR ARI 18144 (T4844) (Mod. 771)							
		Spares for :—							
5CZ/430 5CZ/868 14329	6T4844	Block, support, for conduit				1	BS2572		
	—	Block, terminal, T.B.557				1	—	B	
	—	Block, terminal, T.B.631				1	—	B	
	5T4844	Conduit				1	S510, T45	C	
	1Z9874	CUPBOARD, HOTPLATE, GROUP ...				1	—		41/395
	Spares for :—								
	19Z9874	DOOR, GLASS, GROUP				1	—		41/394
14323	9T4844	CURTAIN, FORWARD, GROUP ...				1	—	C	
14326	12Z9903	Fairlead, on hotplate cupboard ...				1	BS2572	C	
5CX/4858	—	Filter, for lamp				1	—	C	
	13T4844	Guard, cable, on hotplate cupboard ...				1	L72	C	
5V/ 5CX/5136	HE33336R	Hotplate				1	—	A	
	1Z8314	Lamp, anglepoise, on fascia panel ...				1	—	A	
	—	Mounting, type X6475, for amplifier ...				1	—		
5V/ 10AJ/1530	—	Mounting, type X9983, for receiver ...				1	—		
10AJ/1529	—	Mounting, type 7499, for power units ...				2	—	A	
10AJ/1539	—	Mounting, type 7498, for filter ...				1	—	A	
10AJ/1531	—	Mounting, type 9105, for oscillator ...				1	—	A	
10AJ/1528	—	Mounting, type 7501, for amplifier X13049				1	—	A	
	—	Mounting, type 7448, for amplifier 7450 ...				1	—	A	
	MOUNTING, MIXER UNITS (T4753)								
	Spares for :—								
14345	4T4753	Angle				1	—	C	
14346	9T4753	Fairlead, 2.75" x 2.5" x 1/4"				1	BS2572	C	
14347	10T4753	Fairlead, 2.5" x 1" x 1/4"				1	BS2572	C	
14342	6T4753	GUARD, FRONT, GROUP				1	—	C	41/391
10AJ/1540	—	Mounting, type 9104				1	—	A	
14343	2T4753	SHELF, GROUP				1	—	C	41/392
14344	3T4753	Stay, shelf support				2	T35	C	41/393
	11Z9903	Panel, end, for hotplate cupboard ...				1	L72		41/390
14328	1Z9967	PANEL, ACCESS TO AERIAL LEAD-IN, GROUP				1	—	B	
	Spares for :—								
	3Z9967	FAIRLEAD, GROUP				1	—		
	2Z9967	PANEL, ACCESS, GROUP				1	—		
14318	2T4844	PANEL, DETACHABLE, FRONT, GRP.				1	—	C	
14322	8T4844	PANEL, DETACHABLE, REAR, GRP.				1	—	C	41/386

FUSELAGE
REAR CENTRE PORTION

Ref. No.	Part No.	Description				No. off	Matl. Spec.	Cl. of	Plate and Illust'n No.
		1	2	3	4			St. M.R.	
		MOUNTING EQUIPMENT, FOR A.R.I. 18144 (T4844) (Cont'd)							
14321	14T4844	Pipe, stub, at former 16	1	L54, L59		
14319	15T4844	Pipe, extractor, from stub pipe to vent	1	L54		
14320	7T4844	Rail, stowage, aft	1	S510, T45	C	41/387
	3T4844	Stay, middle shelf to former 14	1	T45	C	
	4T4844	Stay, middle shelf to stringer	1	T45	C	41/389
	1Z9919	STOWAGE, EQUIPMENT, GROUP ...				1	—		
		Spares for :—							
14339	Group	MECHANISM, SUPPORT, GROUP (Z9963)				1	—	A	
		Spares for :—							
28N/5551	8Z9963	Cam, on inner channels	2	S1		
	AGS899/4	Collar, for connecting rods	3	—	C	
	11Z8202	Handwheel		—		
14337	6Z9963	ROD, CONNECTING, GROUP				2	—	B	
		Consisting of :—							
28K/553	6bZ9963	Block, pivot	1	S1		
28M/13017	SP3/414	Joint, fork	1	—	C	
	A27/ET	Locknut	1	—	C	
	6aZ9963	Rod	1	S1		
14338	7Z9963	Rod, between connecting rods	1	S1	C	
	9Z9963	Rod, connecting, for handwheel	1	S1		
14336	5Z9963	SPRING, GROUP				2	—	B	
		Consisting of :—							
28D/8337	AS1248/1B	Bolt, mush. hd 4 BA	1	—	C	
	5bZ9963	Bracket	1	S510		
28M/10287	AGS2001/B1	Nut, stiff, 4 BA	1	—	C	
	5aZ9963	Spring (made from Terry 80/5)	1	—	C	
14330	2Z9919	SHELF, BOTTOM, GROUP				1	—	C	41/376
14331	4Z9919	SHELF, MIDDLE, GROUP				1	—	C	41/377
14332	5Z9919	Stay, forward, 25.5" long	1	T45	C	
14333	6Z9919	Stay, inboard, 27.25" long	1	T45	C	
14334	7Z9919	Stay, aft, 32" long	1	T45	C	
14336	8Z9919	Stay, outboard, 35.5" long	1	T45	C	
	1Z9920	TOP, STOWAGE, C/W HINGED EXTENSION, GROUP							
		Spares for :—							
14340	3Z9600	EXTENSION, HINGED, GROUP...				1	—		41/77
	2Z9920	SHELF, TOP, GROUP				1	—	C	41/76
5CW/2531	—	Switch, dimmer	1	—	A	
5CW/898	—	Switch, start	1	—	B	
5CW/2091	—	Switch, stop	1	—	B	
5CW/4305	SANTON R615J/9	Switch, 4 position, 60 amp	1	—	A	
	1Z9888	TRAY, STOWAGE, AFT, GROUP				3	—		41/78
4605	4D5151	Vent, extractor	1	—	C	

SHACKLETON Mk. 2

FUSELAGE

Page 489

REAR CENTRE PORTION

Ref. No.	Part No.	Description				No. off	Matl. Spec.	Cl. of St.	Plate and Illust'n No.
		1	2	3	4			M.R.	
		MOUNTING, FIRE EXTINGUISHER, BETWEEN FORMERS 14 & 15 (1Z9613)							
		Spares for :—							
27N/106	—	Bracket, fire extinguisher				—		A	41/53
7862	2Z9631	BRACKET, MOUNTING, GROUP ...				1	—	C	41/54
27N/84	—	Extinguisher, fire				1	—	A	41/55
		MOUNTING, FLAP JACK, COVERS & PEDESTAL (D11154) (Mod. 771)							
		Spares for :—							
7158	1D10443	COVER, FLAP JACK, STBD., GROUP				1	—	C	41/56
	1D11153	COVER, FLAP JACK, CENTRE, GRP.				1	—		41/75
	1D11155	COVER, FLAP JACK, PORT, GROUP				1	—		41/57
	2D10446	COVER, FLAP JACK, END, PORT, GRP.				1	—		41/58
		MOUNTING, FLAP JACK (D7120)							
		Spares for :—							
13030	4F3913	Cap, bearing				2	L40	C	41/61
13594	11F3913	Clip, spring				2	—	C	41/62
2511	5F5853	CLIP, HALF, GROUP				6	—	C	41/63
2824	19D7120	CLIP, HALF, GROUP				2	—	C	41/64
	17D7120	Collar				1	S1		
27Q/589	DOWTY A469/Y	JACK, FLAP, GROUP (Pre.Mod. AC 3291)				1	—	A	
		(See Services—Hydraulic)							
27Q/1481	DOWTY A8272/Y	JACK, FLAP, GROUP (Mod. 3291) ...				1	—	A	
		(See Services—Hydraulic)							
	1F6595	LINK, CONNECTING, TO FLAP JACK, PORT, GROUP				1	—		41/65
		Consisting of :—							
14256	5F6595	Bracket				1	DTD124A and T45	C	
13595	6F3913	Nut				2	S1	C	51/41
28P/5346	AGS859/58	Pin, taper $\frac{1}{4}$ " dia. x $2\frac{1}{2}$ " long				10	—	C	
13033	5F3913	Plug, ball end				2	S1	C	51/43
	3F6595	Socket				1	L40		
	8F6595	Socket				1	L40		
	10F6595	Tube, 2" o/d x 17" x 12"				1	T45		
	4F6595	Washer				1	DTD124A		
	7F6595	Washer				1	S1		
	1F6596	LINK, CONNECTING, TO FLAP JACK, STARBOARD, GROUP				1	—		41/66
		Consisting of :—							
13595	6F3913	Nut				2	S1	C	51/41
28P/5346	AGS859/58	Pin, taper $\frac{1}{4}$ " dia x $2\frac{1}{2}$ " long				10	—	C	
13033	5F3913	Plug, ball end				2	L40	C	51/43
	9bF4826	Socket				2	L40		
	2F6596	Tube, 2" o/d x 17G				1	T45		
6983	3D7120	MOUNTING, FOR FLAP JACK, GRP.				1	—	C	41/67

FUSELAGE
REAR CENTRE PORTION

Ref. No.	Part No.	Description				No. off	Matl. Spec.	Cl. of St.	Plate and Illust'n No.
		1	2	3	4			M.R.	
MOUNTING, FLAP JACK (D7120) (cont'd)									
13034	10F3913	Nut, cap	2	L40	C	41/68
	16D7120	Packing	1	DTD219		41/69
4760	14D7120	Socket, ball	2	L40	C	41/70
809	7cD7120	Stud, attachment	2	S11	C	41/71
	6D7120	TIE, FLAP JACK MOUNTING, GRP.				1	—		41/72
	7D7120	TIE, FLAP JACK MOUNTING, GRP.				1	—		
810	15D7120	TUBE, TELESCOPIC, GROUP ...				1	—	C	41/73
5CW/	DOWTY	Unit, drum switch Mk. 2	1	—	A	41/74
	C1220Y	Washer, packing	4	S1 or S6		
	11D7120	Washer, packing	12	L72		
	12D7120	MOUNTING, TRACKER UNIT BETWEEN FORMERS 25 & 26 (T4483)							
		Spares for :—							
10Q/16248	—	Amplifier, type 4356	1	—	A	63/154
		(See Radio & Radar—Blue Silk)							
	10T4483	Chain, 6" long	2	—		
10Q/16247	—	Discriminator, type 4357	1	—	A	63/155
	1Z9492	FRAME, SUPPORT, GROUP ...				1	—		41/46
	1Z9458	GUARD, TRACKER UNIT, GROUP ...				1	—		41/47
	19T4483	Guard, end	1	L72		41/49
10AJ/590	—	Mounting, type 4360	1	—	A	
28FP/9432062	A413	Pin, pip	2	—	C	
	9T4483	Ring, split, $\frac{5}{8}$ " dia	4	—		
	1Z9459	SHELF, GROUP ...				1	—		41/50
10K/18356	—	Unit, power, type 4358	1	—	A	63/156
		(See Radio & Radar—Blue Silk)							
		MOUNTING, TRANSMITTER-RECEIVER AND BLUE SILK, AERIAL BETWEEN FORMERS 30 & 34 (T4490)							
		(See Radio and Radar Installation)							
		MOUNTING, AUXILIARY OXYGEN UNIT AT FORMER 17 (Z9860) (Mod. 815)							
		Spares for :—							
	6Z9860	GUARD, GROUP ...				1	—		
	5Z9860	Stand, mounting equipment	1	—		
		(For Equipment on Mounting see Services—Oxygen)							

SHACKLETON Mk. 2

FUSELAGE
REAR CENTRE PORTION

Page 491

Ref. No.	Part No.	Description				No. off	Matl. Spec.	Cl. of St.	Plate and Illust'n No.
		1	2	3	4			M.R.	
		MOUNTING, FOR POWER UNIT AND WAVEFORM GENERATOR (T4503)							
		Spares for :—							
5X/9402147	—	Block, terminal	1	—	C	
5UD/	PLANAIR	Blower, air	2	—	A	
5X/9402795	2PL81-105	Cover, terminal block	1	—	C	
5X/9994577	—	Socket	3	—	C	
	1T4497	TRAY, MOUNTING, GROUP				1	—		
		Spares for :—							
	2T4497	BASE, TRAY, GROUP	1	—		
	9T4497	Clip, half	1	—		
10AJ/159	—	Mounting, A.V., aft	2	—	B	
10AJ/170	—	Mounting, A.V., forward	2	—	B	
	2T4239	Nut, retaining, for stud	2	—		
		PEDESTAL, MOUNTING (3T4497)							
		Spares for :—							
12710	8T4497	Clip, half	1	—	C	
12711	5T4497	Spigot, centre	1	S96	C	
	4T4497	Stud, mounting	2	—		
10A/17930	—	Washer, check	8	—	C	
		MOUNTING, LAMP, AND DIMMER SWITCH FOR POWER CONTROL PANEL (V9238)							
		Spares for :—							
5L/9953273	—	Filament	1	—	B	
5CX/4859	—	Filter, red	1	—	B	
5CX/	5Z8314	LAMP, CHART BOARD, LH., GROUP				1	—	A	
	2V9238	PANEL, MOUNTING, GROUP				1	—		
5CW/2525	—	Switch, dimmer	1	—	A	
		MOUNTING, HAND HELD CAMERA (Z4946)							
		(See Equipment—Aircraft, Photographic)							
		OXYGEN SYSTEM (Z6685)							
		(See Services—Oxygen Equipment)							
		PANEL, No. 2 HEATER CONTROL (1V5717)							
		(See Equipment—Aircraft, Instrument Panels)							
		PANEL, SIGNAL DISCHARGER (1V5799)							
		(See Equipment—Aircraft, Instrument Panels)							
		PANEL, HYDRAULIC, BETWEEN FORMERS 23 & 24 (1Q1726)							
		(See Services—Hydraulic)							
		PLATE, BLANKING, MID-UPPER TURRET & ESCAPE HATCH (1D7487)							
		(See Equipment—Special Operation S.O.O.)							
		PIPING SERVICES IN R.C.S. (Q1725)							
		(See Various systems)							

FUSELAGE
REAR CENTRE PORTION

Ref. No.	Part No.	Description				No. off	Matl. Spec.	Cl. of St. M.R.	Plate and Illust'n No.
		1	2	3	4				
		SCANNER, RETRACTABLE (Z9084)							
		Spares for :—							
	E.M.I. 2A/A5488	Adaptor , on aft mounting bracket	1	—			
	E.M.I. 2A/A5491	Adaptor , for modulator attachment	1	—		43/135	
5241	14Z6646	Angle , jack attachment	4	DTD364B	C	43/80	
5243	15Z6646	Angle , jack attachment	4	DTD364B	C	43/81	
		A.S.V. SYSTEM IN SCANNER (T4269)							
		Spares for :—							
	9T4269	Bracket , cable clip, forward	1	—			
	12T4269	Clip , cable, port	2	—	C		
12707	10c/SS4205	Clip , for connector 10HB/1538	5	—	C		
26DC/4316	12c/SS4211	Clip , on aft support member	3	—			
	11c/SS4205	Clip , i/b of port blower	1	—	C		
26DC/4318	18c/SS4205	Clip , forward of port blower	1	—			
	17c/SS4211	Clip , for connectors to T.R.	1	—			
	1Z7229	COVER, CANVAS SLEEVE, GROUP			1	—			
	5T4269	Fairlead , half	4	BSS668			
	11T4269	GUIDE, CABLE, GROUP			1	—			
7619	8T4269	PLATE, DEFLECTOR, GROUP			1	—	C		
		(For cables and connectors see Radio and Radar Installation)							
	E.M.I. 2A/B5490	Base , mounting, modulator	1	—		43/82	
	E.M.I. 2A/B5486	Base , mounting T.R.	1	—		43/372	
	8Z9084	BEAM, MOUNTING, FORWARD, GRP.			1	—			
	4Z9084	BEAM, MOUNTING, CENTRE, GRP.			1	—			
	PLANAIR 1PL121-103	Blower , air	2	—	A		
5UD/6798	5Z6646	Bolt , $\frac{5}{8}$ " B.S.F. for jack main attachment	2	S94	C	41/83	
5242	16Z6646	Bolt , $\frac{1}{2}$ " B.S.F. attachment of jack to angle	4	S94	C	43/84	
7529	8Z6646	Bolt , $\frac{1}{2}$ " B.S.F., attachment of angle to intercostal	8	S94	C	43/85	

SHACKLETON Mk. 2

FUSELAGE

REAR CENTRE PORTION

Ref. No.	Part No.	Description				No. off	Matl. Spec.	Cl. of St.	Plate and Illust'n No.
		1	2	3	4			M.R.	
SCANNER, RETRACTABLE (Z9084) (Cont'd)									
14162	6Z9084	BRACKET, MOUNTING, AFT, GRP.				1	—		
	E.M.I. 2A/A17607	Clip, waveguide				1	—	C	
4022	1Z6641	CUPOLA, FOR RETRACTABLE SCANNER, GROUP				1	—	A	43/86
	4Z6641	Spares for :— RING, INNER SUPPORT, GROUP				1	—		43/87
		Consisting of :—							
4189	4aZ6641	Ring, half				1	L72	C	43/278
4190	4bZ6641	Ring, half				1	L72	C	43/279
	3Z6641	RING, OUTER SUPPORT, GROUP				1	—		43/88
		Consisting of :—							
4187	3aZ6641	Ring, half				1	L72	C	43/280
4188	3bZ6641	Ring, half				1	L72	C	43/281
7533	155Z6642	CUPOLA, TOP, FOR RETRACTABLE SCANNER, GROUP (MOD 600)				1	—	A	43/89
		Spares for :—							
4459	CT4/060805	Bearing, oilite				4	—		43/90
	90Z6642	Block, catch				1	L40	C	43/91
4460	91Z6642	Block, catch				1	L40	C	43/92
7571	111Z6642	Bolt, special, for catch block and roller ...				4	S2	C	43/93
	92Z6642	BRACKET, ROLLER, GROUP ...				1	—		43/94
	93Z6642	BRACKET, ROLLER, GROUP ...				1	—		43/95
4467	1Z6985	MOUNTING, BEARING, ROLLER, GROUP				2	—	A	43/96
		Spares for :—							
4473	CT5/061016	Bearing, oilite				1	—	C	43/97
4474	13Z6984	Roller				1	DTD364B	C	43/98

FUSELAGE
REAR CENTRE PORTION

Ref. No.	Part No.	Description				No. off	Matl. Spec.	Cl. of St.	Plate and Illust'n No.
		1	2	3	4			M.R.	
CUPOLA, TOP, FOR RETRACTABLE SCANNER (155Z6642) (Cont'd)									
4468	2Z6985	MOUNTING, BEARING, ROLLER, GROUP				2	—	A	43/99
		Spares for :—							
4473	CT5/061016	Bearing, oilite				1	—	C	43/97
4474	13Z6984	Roller				1	DTD364B	C	43/98
4469	3Z6985	MOUNTING, BEARING, ROLLER, GROUP				4	—	A	43/100
		Spares for :—							
4473	CT5/061016	Bearing, oilite				1	—	C	43/97
4474	13Z6984	Roller				1	DTD364B	C	43/98
5251	84Z6642	Packer, aft				2	L72 or L40	C	
	83Z6642	Packer, forward				2	L72 or L40		
	82Z6642	Plate, attachment aft LH.				1	L72	C	
5250	81Z6642	Plate, attachment aft RH.				1	L72		
	43Z6642	Plate, attachment forward RH.				1	L72	C	
	44Z6642	Plate, attachment forward LH.				1	L72		
4452	1Z6661	EXTENSION, SLIDE, FOR RETRACTABLE SCANNER, GROUP				1	—	A	43/101
		Spares for :—							
	CT4/06088	Bearing, oilite				2	—		43/102
	96Z6642	Bolt, special for bracket				2	S2		43/103
	65Z6661	Bracket, for roller, aft				1	DTD364B		43/104
	66Z6661	Bracket, for roller, forward				1	DTD364B		43/105
4478	3Z6882	Bracket, for pawl				2	DTD126	C	43/106
4479	4Z6882	Bracket, for pawl				2	DTD126	C	43/107
4453	47Z6661	Catch, safety				1	DTD364B	C	43/108
4454	48Z6661	Catch, safety				1	DTD364B	C	43/109
	—	Covering, rubber 3 m/m thick (Z6661)...				QR	Plessey DX1		
4461	1Z6984	MOUNTING, BEARING, ROLLER, GROUP				2	—	A	43/110
		Spares for :—							
4473	CT5/061016	Bearing, oilite				1	—	C	43/97
4474	13Z6984	Roller				1	DTD364B	C	43/98
4462	2Z6984	MOUNTING, BEARING, ROLLER, GROUP				2	—	A	43/111
		Spares for :—							
4473	CT5/061016	Bearing, oilite				1	—	C	43/97
4474	13Z6984	Roller				1	DTD364B	C	43/98
4463	3Z6984	MOUNTING, BEARING, ROLLER, GROUP				4	—	A	43/112
		Spares for :—							
4473	CT5/061016	Bearing, oilite				1	—	C	43/97
4474	13Z6984	Roller				1	DTD364B	C	43/98

SHACKLETON Mk. 2

FUSELAGE

REAR CENTRE PORTION

Ref. No.	Part No.	Description				No. off	Matl. Spec.	Cl. of St.	Plate and Illust'n No.
		1	2	3	4			M.R.	
EXTENSION SLIDE, FOR RETRACTABLE SCANNER (Z6661) (Cont'd)									
4469	3Z6985	MOUNTING, BEARING, ROLLER, GROUP				4	—	A	43/100
		Spares for :—							
4473	CT5/061016	Bearing , oilite				1	—	C	43/97
4474	13Z6984	Roller				1	DTD364B	C	43/98
4471	5Z6985	MOUNTING, BEARING, ROLLER, GROUP				2	—	A	43/113
		Spares for :—							
4473	CT5/061016	Bearing , oilite				1	—	C	43/97
4474	13Z6984	Roller				1	DTD364B	C	43/98
4592	1Z7074	MOUNTING, BEARING, ROLLER, GROUP				2	—	A	43/114
		Spares for :—							
4473	CT5/061016	Bearing , oilite				1	—	C	43/97
4474	13Z6984	Roller				1	DTD364B	C	43/98
4480	85Z6661	Pawl				2	S82	C	43/115
4477	5Z6882	Pin , for pawl				2	S1	C	43/116
	92Z6661	Plate , clamping for ring				1	L72		
	93Z6661	Plate , clamping for ring				1	L72		
	78Z6661	Plate , clamping for ring				1	L72		
	79Z6661	Plate , clamping for ring				1	L72		
	80Z6661	Plate , clamping for ring				2	L72		
	81Z6661	Plate , clamping for ring				1	L72		
	82Z6661	Plate , ring clamping				1	L72		
5007	74Z6661	Ring , sealing, 38" x 9" x $\frac{1}{16}$ "				1	Rubber	C	43/117
5003	75Z6661	Ring , sealing, 40" x 7" x $\frac{1}{16}$ "				2	Rubber	C	43/118
5004	76Z6661	Ring , sealing, 29" x 4 $\frac{1}{2}$ " x $\frac{1}{16}$ "				1	Rubber	C	43/119
5005	77Z6661	Ring , sealing, 26" x 9" x $\frac{1}{16}$ "				1	Rubber	C	43/120
	95Z6642	Roller , forward and aft				2	DTD364B		43/121
4481	9Z6882	Spring , torsion, for pawl				2	—	C	43/122
4457	49Z6661	Stop , bottom, aft				1	DTD364B	C	43/123
4458	50Z6661	Stop , bottom, forward				1	DTD364B	C	43/124
4456	46Z6661	Stop , top, aft				1	DTD364B	C	43/125
4455	45Z6661	Stop , top, forward				1	DTD364B	C	43/126

FUSELAGE
REAR CENTRE PORTION

Ref. No.	Part No.					Description	No. off	Matl. Spec.	Cl. of St.	Plate and Illust'n No.
		1	2	3	4				M.R.	
					JACK, PORT SIDE, FOR RETRACT- ABLE SCANNER (Z6677)					
					Spares for :—					
	11Z6677				Cable, up switch to int. switch ...	1	—			
	12Z6677				Cable, up switch to int. switch ...	1	—			
	13Z6677				Cable, 3" long ...	1	—			
	14Z6677				Cable, int. switch to sea. switch ...	1	—			
	15Z6677				Cable, 3" long ...	1	—			
	16Z6677				Cable, sea. switch to att. switch ...	1	—			
	17Z6677				Cable, sea. switch to att. switch ...	1	—			
	585V5630				CABLE, GROUP ...	1	—			
	586V5630				CABLE, GROUP ...	1	—			
	20Z6677				CHANNEL, COVER, GROUP ...	1	—			42/127
	21Z6677				CHANNEL, COVER, GROUP ...	1	—			42/128
	22Z6677				CHANNEL, COVER, GROUP ...	1	—			42/129
	2Z6677				Channel, wiring ...	1	L72			
	6Z6677				Clip, attachment ...	2	L72			42/130
	19Z6677				Clip, half ...	4	L72			42/132
	18Z6677				CLIP, HALF, GROUP ...	4	—			42/131
27Q/961	DOWTY E4692Y.MKA				JACK, SCANNER, LH. (Pre.Mod. AC3291)	1	—	A		42/133
27Q/1484	DOWTY E8275Y.MKA				JACK, SCANNER, RH. (Mod. AC3291)	1	—	A		42/133
5CW/4099	10Z6677 — JSS156				Piece, packing ... Switch, micro ... Washer, for micro switch ...	2 6 2	BSS668 — —	B		
27Q/962	DOWTY E4692Y.MK.B				JACK, SCANNER, RH. (Pre-Mod. AC3291)	1	—	A		42/134
27Q/1485	DOWTY E8275Y.MK.B				JACK, SCANNER, RH. (Mod. AC3291)	1	—	A		42/134
10D/20213	—				Modulator, type X4625 ... (See Radio & Radar—A.S.V.21 Installation)	1	—	A		63/135
6W/12	—				Mounting, gyro unit, C/W J.B. ... (See Radio & Radar—A.S.V.21 Installation)	1	—	A		
					PRESSURISATION FOR SCANNER (Q2225) (See Services—Pneumatics)					
10B/17724	—				Scanner, type X4627 ... (See Radio & Radar—A.S.V.21 Installation)	1	—	A		
	9Z6646				Shim, attachment of jack, top ...	2	Brass			
	10Z6646				Shim, attachment of jack at floor ...	4	Brass			
	13Z6646				Shim, attachment of jack ...	8	Brass			

SHACKLETON Mk. 2

FUSELAGE
REAR CENTRE PORTION

Ref. No.	Part No.	Description				No. off	Matl. Spec.	Cl. of St.	Plate and Illust'n No.
		1	2	3	4			M.R.	
		SCANNER, RETRACTABLE (Z9084)							
		(Cont'd)							
10D/20214	—	Transmitter-receiver , type X4626 ... (See Radio & Radar—A.S.V. Mk. 21 Installation)				1	—	A	63/136
6W/4	—	Unit , gyro Mk. 5 ... (See Radio & Radar—A.S.V. Mk. 21 Installation)				1	—	A	63/137
10AC/140	—	Washer , check, for modulator and T.R. mounting				4	—	C	
10B/18396	—	Waveguide , flexible, type 826 ... (See Radio & Radar—A.S.V. Mk. 21 Installation)				1	—	A	63/139
10B/18397	—	Waveguide , flexible, type 827 ... (See Radio & Radar—A.S.V. Mk. 21 Installation)				1	—	A	63/140
		SEAT, OBSERVERS (1N1206) (See Equipment—Aircraft Seats and Fittings)							
		STATION, POWER, AFT OF FORMER 22 (V8867)							
		Spares for:—							
		COOLING, POWER, STATION (Z9491)							
		Spares for:—							
	22Z9491	Block , seating for manifold, forward ...				1	BSS668		
	28Z9491	Bracket , for channel ...				2	L72		
	24Z9491	Channel , for manifold strap, forward ...				1	L72		
7866	36Z9491	CONNECTOR, PIPES 9Z9491 TO INVERTERS TYPE 201, GROUP				2	—	C	
14631	5Z9491	Hose , rubber, 3" i/d x 3-25" ...				2	—	C	
14632	12Z9491	Hose , rubber, 2-375" i/d x 3-25" ...				2	—	C	
14633	17Z9491	Hose , rubber, 2-375" i/d x 2-5" ...				4	—	C	
14634	19Z9491	Hose , rubber, 1-75" i/d x 2" ...				1	—	C	
14635	35Z9491	Hose , rubber, 1-75" i/d x 2-25" ...				1	—	C	
14636	40Z9491	Hose , rubber, 2-312" i/d x 2-5" (Mod. 771)				2	—	C	
	39Z9491	Manifold ...				1	L54, L59		
	7Z9491	Pipe , manifold to inverters type 103 & 304				1	L54, L59		
	9Z9491	Pipe , manifold to connectors ...				2	L59		
	14Z9491	Pipe , scoop to manifold ...				1	L59		
	16Z9491	Pipe , to outlet ...				1	L54		
	42Z9491	Pipe , manifold to inverter type 108 ...				1	L54, L59		
	21Z9491	STRAP, MANIFOLD, FORWARD, GROUP				1	—		
	25Z9491	STRAP, MANIFOLD, AFT, GROUP				1	—		

FUSELAGE
REAR CENTRE PORTION

Ref. No.	Part No.	Description				No. off	Matl. Spec.	Cl. of	Plate and Illust'n No.
		1	2	3	4			St. M.R.	
		COOLING, POWER STATION (Z949) (Cont'd)							
	26Z9491	SUPPORT, MANIFOLD, AFT, GROUP				1	—		
		Consisting of :—							
	26aZ9491	Block				1	BSS668		
28D/12515	A25/10C	Bolt, hex.hd, 2 BA				3	—	C	
	26bZ9491	Channel				1	L72		
28M/10288	AGS2001/C1	Nut, stiff, 2 BA				3	—	C	
28W/9419402	SP13/C	Washer, 2 BA				3	—	C	
7864	27Z9491	Washer, for aft strap				1	L72		
7863	23Z9491	Washer, for forward strap				1	L72		
		COVER, CONTROL PANEL (D11314) (Mod. 771)							
		Spares for :—							
10HA/16857	—	Connector				1	—	B	
	2D11314	COVER, GROUP				1	—		
		Consisting of :—							
	2aD11314	Cover				1	L72		
28FP/147	A4/30	Fastener				6	—	C	
		Fairlead, rubber				1	—	C	
10AR/2634	—	Peg, stowage				1	—	B	
10AS/2229	—	Inverter, type 304				1	—	A	
5UB/5956	—	Inverter, type 201				2	—	A	
5UB/4200	—	Inverter, type 103A				2	—	A	
5UB/6731	—	Inverter, type 108 (Mod. 771)				1	—	A	
5UB/5953	—	Mounting, A.V. for regulator's				8	—	B	
10AJ/160	—	Mounting, A.V. for type 201 inverters				8	—	B	
10AJ/162	—	MOUNTING, TYPE 2A REGULATORS AND TYPE 201 INVERTERS (V8848)							
		Spares for :—							
	4V8767	Bracket, hinge				8	—		
	8V8848	CHANNEL, TOP HALF, GROUP				2	—		
	9V8848	CHANNEL, BOTTOM HALF, GROUP				2	—		
	2V8848	Mounting, 12-4" long, aft former 22				2	L72		
	3V8848	Mounting, 13-8" x 4-5", forward of former 23				1	L72		
	4V8848	Mounting, 13-8" x 4-69", aft of former 23				1	L72		
	13V8848	MOUNTING, FORWARD OF FORMER 25, GROUP (Mod. 771)				1	—		
	14V8848	MOUNTING, BETWEEN FORMERS 24 & 25, GROUP (Mod. 771)				1	—		
	15V8848	MOUNTING, BETWEEN FORMERS 24 & 25, GROUP				1	—		

SHACKLETON Mk. 2

FUSELAGE
REAR CENTRE PORTION

Page 497b

Ref. No.	Part No.	Description				No. off	Matl. Spec.	Cl. of St.	Plate and Illust'n No.
		1	2	3	4			M.R.	
		STATION, POWER, AFT OF FORMER 22 (V8867) (Cont'd)							
		MOUNTING FOR INVERTERS, TYPE 103 & 304 (Z9490)							
		Spares for :—							
	1Z9460	SHELF, GROUP				1	—		
		PANEL, POWER CONTROL (V8865) (See Instrument Panels)							
5UC/6030	—	Panel , control, type 26 (Mod. 771)				1	—	A	
	10V7629	Plate , mounting inverters, type 201				2	—		
	3V8867	Rail , guard, at former 25 (Mod. 771)				1	L54		
5UC/5243	—	Regulator , voltage, type 2A				2	—	A	
	1D11315	SHELF, EXTENSION, BETWEEN FORMERS 24 & 25, GROUP (Mod. 771)				1	—		
	1T4843	TRAY, MOUNTING CONTROL PANEL, TYPE 26, GROUP (Mod. 771)				1	—		
		Spares for :—							
	7T4843	Bolt , retaining				2	—		
10AJ/137	—	Mounting, A.V.				4	—	B	
	6T4843	Nut , knurled				2	S1		
	6T4752	Pin , locating				2	—		
	8T4843	Strip , clamping				2	—		
		STOWAGE, AILERON AND ELEVATOR LOCKS AND DIPSTICKS (1Z6874)							
		Spares for :—							
	2Z4759	BRACKET, C/W SPRING CLIP FOR DIPSTICK, GROUP				1	—		41/138
		Spares for :—							
28E/10027	TERRY'S No. 80/000	Clip , spring				3	—	C	
	3Z4759	BRACKET, C/W SPRING CLIP, FOR DIPSTICK, GROUP				1	—		41/139
		Spares for :—							
28E/10027	TERRY'S No. 80/000	Clip , spring				2	—	C	
	4Z4759	BRACKET, C/W SPRING CLIP, FOR DIPSTICK, GROUP				1	—		43/140
		Spares for :—							
28E/10027	TERRY'S No. 80/000	Clip , spring				1	—	C	
	2Z6874	BRACKET, C/W SPRING CLIP, FOR LOCKING PIN, GROUP				1	—		41/141
		Spares for :—							
28E/9428427	AS2294/5	Clip , spring, $\frac{3}{8}$ " dia.				4	—	C	
	3Z6874	BRACKET, FOR LOCKING PINS, GROUP				1	—		41/142
		Consisting of :—							
	3aZ6874	Bracket				1	L72		
	234SS6001	Label , "Elevator and Aileron locking pins"				1	DTD213		
28Q/6663	AS2227/303	Rivet , snap hd, $\frac{3}{32}$ " dia. x $\frac{3}{16}$ " long				2	—	C	

FUSELAGE
REAR CENTRE PORTION

Ref. No.	Part No.	Description				No. off	Matl. Spec.	Cl. of St.	Plate and Illust'n No.
		1	2	3	4			M.R.	
		STOWAGE, AILERON & ELEVATOR LOCKS AND DIPSTICKS (1Z6874) (Cont'd)							
1271	4P2622	Dipstick, No. 1 fuel tank	1	—	C	41/143
1272	4P2623	Dipstick, No. 2 fuel tank	1	—	C	41/144
1273	5P2624	Dipstick, No. 4 fuel tank	1	—	C	41/145
4909	1U999	PIN, ELEVATOR AND AILERON LOCKING, GROUP (See Ground Equipment Aircraft Tool Kit)				2	—	C	41/146
		STOWAGE, BINOCULAR, BETWEEN FORMERS 26-27, PORT & STARBOARD (1 & 3Z4319)							
6252	4Z4319	Spares for :— BRACKET, STOWAGE, FOR BINOCULARS, STARBOARD, GROUP				1	—	C	41/147
	5Z4319	BRACKET, STOWAGE, FOR BINOCULARS, PORT, GROUP				1	—		41/148
		Spares for :—							
3678	4eZ4319	Buckle, for strap	1	Brass	C	41/282
3679	4cZ4319	Strap, long	1	Leather	C	41/283
3680	4dZ4319	Strap, short	1	Leather	C	41/284
	7Z4319	Panel, mounting oxygen economiser, starboard				1	L72		41/149
		STOWAGE, DINGHY, BETWEEN FORMERS 18-19, STARBOARD (1Z6816) (See Equipment—Aircraft, Dinghy & Parachute)							
		STOWAGE, DINGHY & PARACHUTE BETWEEN FORMERS 29-31, STARBOARD (1Z6815) (See Equipment—Aircraft, Dinghy & Parachute)							
		STOWAGE, FLAME FLOAT (Z9532) (See Armament—Pyrotechnics)							
		STOWAGE, TURRET WIRING (V9245)							
		Spares for :—							
5CZ/430	—	Block, terminal	4	—	B	
5CZ/432	—	Block, terminal	1	—	B	
	1T4265	BRACKET, PLUG MOUNTING, GROUP				1	—		
	1V3023	PLUG, BLANKING, GROUP				1	—		
5X/62	—	Plug, 3 pole				1	—	B	
		STOWAGE, PARACHUTE, BETWEEN FORMERS 19 & 20 (Z6817) (See Equipment—Aircraft, Dinghy & Parachute)							

SHACKLETON Mk. 2

FUSELAGE
REAR CENTRE PORTION

Ref. No.	Part No.	Description				No. off	Matl. Spec.	Cl. of St.	Plate and Illust'n No.
		1	2	3	4			M.R.	
		STOWAGE, CARTRIDGE, PHOTO FLASH BETWEEN FORMERS 22-23 (Z9531) (See Armament—Pyrotechnics)							
		STOWAGE, EMPTY SIGNAL CARTRIDGES BETWEEN FORMERS 20-22 (Z6884) (See Armament—Pyrotechnics)							
	AS452	STOWAGE, VACUUM FLASK (6Z5753) Spares for :— Stowage, vacuum flask				1	—		
	7Z5753	STOWAGE, VACUUM FLASK (5Z5753) Spares for :— ANGLE, SUPPORT FOR STOWAGE, GROUP				1	—		
	AS451	Stowage, vacuum flask				1	—		
	AS451	STOWAGE, VACUUM FLASK (1Z5753) Spares for:— Stowage, vacuum flask				6	—		

FUSELAGE
REAR CENTRE PORTION

Ref. No.	Part No.	Description				No. off	Matl. Spec.	Cl. of St.	Plate and Illust'n No.
		1	2	3	4			M.R.	
	1D8951	STRUCTURE, FUSELAGE, REAR CENTRE PORTION, GROUP				1	—		
		Spares for :—							
	1D8150	Angle, wing attachment, port	1	—		42/153
	2D8150	Angle, wing attachment, starboard	1	—		42/154
	3D8150	Angle, wing attachment, port	1	—		42/155
	4D8150	Angle, wing attachment, starboard	1	—		42/156
4299	193D8951	Beam, cross, between jack beams	1	—	C	
4868	298D8674	BRACKET, STRONG POINT, GROUP				2	—	C	
		Consisting of :—							
	298aD8674	Bracket	1	DTD363/364		
28N/5553	AGS899/6	Collar, $\frac{5}{16}$ "	1	—	C	
28P/14401	SP4Z/F12	Pin, Solid	1	—	C	
28P/12351	SP9/E8	Pin, Split	1	—	C	
3681	9Z5700	Catch, desert equipment trunk attachment	4	S3	C	41/157
4927	1D9252	CATCH, DOOR, MAIN ENTRANCE, GROUP				1	—	C	41/158
4476	7Z6882	Catch, for pawl	2	S82	C	42/285
		CHUTE, FLAME FLOAT, LAUNCHINGS, BETWEEN FORMERS 27-29 (Z6801) (See Armament—Pyrotechnics)							
	1D10814	DOOR, ACCESS TO TRANSPORT BOLTS, AT FORMER 31, GROUP				1	—	C	41/159
2829	40D6766	DOOR ENTRANCE, REAR, GROUP				1	—	A	41/160
		Spares for :—							
3753	1D9186	DOOR, ACCESS, FIRE EQUIPMENT GROUP				1	—	C	41/161
		Consisting of :—							
2751	2D9186	Panel, access, perspex	1	DTD339	C	41/162
4697	3D6995	PLATE, ATTACHMENT, GROUP				1	—	C	42/286
	4D6995	Plate, support	2	L72		
28Q/10140	AS163/307	Rivet, csk. hd, $\frac{3}{32}$ " dia.	4	—	C	
28Q/8394	AS163/304	Rivet, csk. hd, $\frac{3}{32}$ " dia.	12	—	C	
	Tucker								
28Q/9275	TLP/D/BS424	Rivet, pop dome $\frac{1}{8}$ " dia (6SS3123)	4	—	C	
3752	1D8788	DOOR, ACCESS, FIRE EQUIPMENT, GROUP				1	—	C	41/163
		Spares for :—							
	3D6918	Angle, cord attachment	2	L72		
	7D6918	Angle, stop, firemans axe	1	L72		
3757	9Z6648	Block, packing	1	BSS668	C	42/287
3758	10Z6648	Block, packing	1	BSS668	C	42/288
27N/85	—	Bracket	1	—	C	

SHACKLETON Mk. 2

FUSELAGE
REAR CENTRE PORTION

Ref. No.	Part No.	Description				No. off	Matl. Spec.	Cl. of	Plate and Illust'n No.
		1	2	3	4			St. M.R.	
		DOOR, ACCESS, FIRE EQUIPMENT GROUP (1D8788) (Cont'd)							
1156	1SS3888	CATCH, DOOR, GROUP ...				2	—	C	41/164
		Consisting of:—							
3685	1SS3889	Catch				1	—	C	41/165
3686	1SS3890	Catch, press				1	—	C	41/166
	1SS3880	Frame				1	—		
28P/	AGS784/1C	Pin, split $\frac{1}{32}$ " dia.				2	—	C	
28Q/1919	AS455/303	Rivet, snap hd, $\frac{3}{32}$ " dia. x $\frac{3}{16}$ " long ...				2	—	C	
28Q/2020	AS455/420	Rivet, snap hd, $\frac{1}{8}$ " dia. x $1\frac{1}{4}$ " long ...				2	—	C	
2945	1SS4041	Spring				1	—	C	41/167
	3SS3888	Washer, 6 BA				2	—	C	
2828	5D6918	Clip, for axe				1	—	C	42/168
3691	6D6918	Clip, for axe				1	—	C	42/289
5751	3D8788	CORD, TENSION, GLOVE RETAINING, GROUP				1	—		42/169
	2D8788	DOOR, ACCESS, GROUP ...				1	—		
	3D6919	Peg, door				2	S1		
7997	10D6918	Strap, $\frac{3}{8}$ " x 1" x $5\frac{1}{4}$ " long				1	Leather	C	
	10D6766	Door, inspection				2	—		
	AT36848	Eye, end				2	S1		
7501	25D6766	HINGE, HALF, DOOR, BOTTOM, GROUP				1	—	B	42/290
		Consisting of:—							
1067	22bD6766	Bush				2	B8	C	42/170
	25aD6766	Hinge, half				1	L33		42/171
3692	23D6766	HINGE, HALF, DOOR, TOP, GROUP				1	—	C	42/291
		Consisting of:—							
1067	22bD6766	Bush				2	B8	C	42/170
	23aD6766	Hinge, half				1	L33		42/172
3694	7D6766	Lever, crank, connecting to operating rods				2	S3 and T45	C	42/173
689	1D6953	LOCK, SLAM TYPE, GROUP ...				2	—	A	42/174
		Consisting of:—							
3695	5D6953	Bolt, lock				1	S1	C	42/292
3696	2D6953	Case, lock				2	S3	C	42/293
3697	3D6953	Collar				1	S1	C	42/294
3698	49bD6672	Eyebolt				1	DTD176A	C	42/295
28M/13591	A24/CP	Nut, 2 BA				1	—	C	
28P/1215	AGS166/20	Pin, split $\frac{1}{8}$ " dia. x $1\frac{1}{4}$ " long				1	—	C	42/296
690	4D6953	Spring				1	Spring Steel	C	41/175
1334	AS3278P	LOCK, MAIN, RH, GROUP				1	—		42/176
	1D6884	PRESSING, DOOR, GROUP ...				1	—		

FUSELAGE
REAR CENTRE PORTION

Ref. No.	Part No.	Description				No. off	Matl. Spec.	Cl. of St.	Plate and Illust'n No.
		1	2	3	4			M.R.	
		DOOR, ENTRANCE, REAR, GROUP (40D6766) (Cont'd)							
	3D6766	ROD, OPERATING, LOCK, GROUP				1	—		42/177
	4D6766	ROD, OPERATING, LOCK, GROUP				1	—		42/178
	5D6766	ROD, OPERATING, LOCK, GROUP				1	—		42/179
	6D6766	ROD, OPERATING, LOCK, GROUP				1	—		42/180
	14bD6532	Spares for :— Fork, end fitting				2	—		
	AT36847	Rod, bolt, short				1	S2		
3431	37D6766	Seal, for door (16SS3223 x 5' 6")				1	—	C	41/181
693	1D6864	DOOR, EMERGENCY, EXIT, GROUP				1	—	C	41/182
		Spares for :—							
	9D6864	Grip, hand				2	BSS668		43/297
4700	7D6864	Pin, locating				2	S1 & S3	C	
	5D6864	Plate, catch				1	S3		
	6D6864	Plate, catch				1	S3		
1380	589D6480	Dowel, locating, for Mid-upper turret mounting ring				1	S1	C	42/183
		DRAINAGE SYSTEM FOR ESCAPE HATCH PORT & STARBOARD (D7626)							
		Spares for :—							
3699	7D2325	Cover, drain outlet				2	L16	C	41/184
13766	14SS3529	Grommet				2	—	C	
5745	8D7626	Pipe, drain, port				1	DTD213 & T9	C	41/185
5744	7D7626	Pipe, drain, starboard				1	DTD213 & T9	C	41/186
		DRAINAGE SYSTEM, FOR MID-UPPER TURRET MOUNTING, PORT AND STARBOARD (D7361)							
		Spares for :—							
3699	7D2325	Cover, drain outlet				1	L16	C	41/184
	7SS3742	JOINT, PIPE, GROUP				1	—		41/187
		Consisting of :—							
28E/8182	MK.0	Clip, type "J" (1SS3531)				2	—	C	
	7aSS3742	Hose				1	—		
	1bSS3742	Strip, bonding				1	—		
3700	3D7361	Pipe, drain, port				1	DTD213 & T9	C	41/188
3701	4D7361	Pipe, drain starboard				1	DTD213 & T9	C	41/189
3893	9D7361	Pipe, end fitting, port				1	DTD213 & T9	C	41/190
3894	10D7361	Pipe, end fitting, starboard				1	DTD213 & T9	C	41/191

FUSELAGE
REAR CENTRE PORTION

Ref. No.	Part No.	Description				No. off	Matl. Spec.	Cl. of St.	Plate and Illust'n No.
		1	2	3	4			M.R.	
		STRUCTURE, FUSELAGE REAR CENTRE PORTION, GROUP (1D8951) (Cont'd)							
		FLOOR, MAIN (30D6599) Spares for :—							
	7Z7156	Bracket, hinge, for table over A.C. altimeters				2	DTD364B		
3681	9Z5700	Catch, for desert equipment trunk ...				8	S3	C	41/157
	3Z7650	HOOK, ATTACHMENT FOR PARACHUTE LANYARD AT FORMERS 13 AND 21, GROUP				5	—		
		Consisting of :—							
	6Z7650	Bracket, attachment at former 21 ...				2	L72		
28G/3812	AGS797/C	Eyebolt, 2 BA ...				1	—		
	7Z7650	Hook (Thompson & Whork Part No. A326) (Pre Mod. 498)				1	—		
28M/10288	AGS2001/C1	Nut, stiff, 2 BA ...				1	—	C	
28Q/6764	AS2227/404	Rivets, snap hd, 1/8" dia. x 1/16" long ...				4	—	C	
5016	8Z7650	Shackle (Mod. 498) ...				1	DTD2392	C	
28W/2252	SP13/C	Washer ...							
		HOUSING, BOMB GEAR (1W945) (See Armament—Bomb Gear)							
4169	1D8991	FORMER No. 22 LOWER PORTION, C/W BULKHEAD, GROUP				1	—	C	41/192
		Spares for :—							
	12D8991	BRACKET, AND FAIRLEAD, GROUP				1	—		41/193
	6D1825	Bracket, corner LH ...				1	L40		
	7D1825	Bracket, corner, RH ...				1	L40		
	9D6632	Bracket, stringer ...				7	L72		
	10D6632	Bracket, stringer ...				6	L72		
	33D9048	Cord, sponge rubber (Connelly's Ref. BRC)				2	—		
		DOOR, ACCESS (15D8991) Consisting of:—							
	15bD8991	DOOR, ACCESS ...				1	L72		
		Consisting of:—							
28D/9353	AS1248/1/2C	Bolt, mush. hd. ...				8	—	C	
28M/11957	AGS2007/C1	Nut ...				8	—	C	
	15aD8991	Plate, re-inforcing ...				1	—		
28Q/10432	AS2220/304	Rivet, csk. hd. 3/32" dia. x 1/4" long ...				16	—	C	
	AS2227/404	Rivet, snap hd. 1/8" dia. x 1/4" long ...				20	—		
	4D8991	Former, angle, inner ...				1	DTD423		
	3D8991	Former, angle, outer ...				1	DTD423		
	5D8991	Former, angle, top ...				1	DTD423		
	557SS6001	Label, " F955, F854, F853, F45 " ...				1	DTD213A		
	558SS6001	Label, " F257, F985, F881, F993 " ...				1	DTD213A		
2920	32D6632	Sealing (11-2") ...				1	Rubber	C	41/194
9211	6D8991	Strip, angle, for seal ...				1	L72	C	

FUSELAGE
REAR CENTRE PORTION

Ref. No.	Part No.	Description				No. off	Matl. Spec.	Cl. of St.	Plate and Illust'n No.
		1	2	3	4			M.R.	
		STRUCTURE, FUSELAGE REAR CENTRE PORTION, GROUP (1D8951) (Cont'd)							
		FORMER No. 23 (D8996) Spares for :—							
	10D8996	FORMER, BOTTOM PORTION, PORT, GROUP				1	—		41/195
		Spares for :—							
4171	6D8996	Former, bottom portion port ...				1	—	C	
		Spares for :—							
	11D8996	FORMER, BOTTOM PORTION, STARBOARD, GROUP				1	—		41/196
		Spares for :—							
4170	5D8996	Former, bottom portion starboard ...				1	—	C	
	8D6421	Plate, joint flanged, port ...				1	L72		
	9D6421	Plate, joint flanged, starboard ...				1	L72		
	5D6421	Plate, joint longeron, port ...				1	L72		
	6D6421	Plate, joint longeron, starboard ...				1	L72		
		FORMER No. 24 (D8995) Spares for :—							
608	5D6422	Angle, reinforcing at joint, port ...				1	L72	C	41/197
609	6D6422	Angle, reinforcing at joint, starboard ...				1	L72	C	41/198
4173	4D8995	Former, side, port ...				1	L72	C	41/199
4172	3D8995	Former, side, starboard ...				1	L72	C	41/200
		FORMER No. 25 (D8994) Spares for :—							
4174	4D8994	Former, bottom, port, between stringer 15-26				1	L72	C	41/201
4175	5D8994	Former, bottom, starboard between stringers 15-26				1	L72	C	41/202
		FORMER No. 26 (D8993) Spares for :—							
4176	3D8993	Former, side, port ...				1	L72	C	41/203
4177	4D8993	Former, side, starboard ...				1	L72	C	42/204
4178	1D8992	FORMER, No. 27, GROUP ...				1	—	C	41/205
4179	1D8989	FORMER, No. 28, GROUP ...				1	—	C	41/206
		FORMER, No. 29 (D6428) Spares for :—							
	3D6428	Former, between, stringers 6-24 port ...				1	L72		41/207
	4D6428	Former, between, stringer 6-24 starboard				1	L72		41/208
620	6D6428	Former, bottom, between stringer 24, port and starboard				1	L72		41/209
		FORMER No. 30 (D6429) Spares for :—							
622	4D6429	Former, between stringers 10-31 port...				1	L72	C	41/210
621	3D6429	Former, between stringer 10-31 starboard				1	L72	C	41/211
623	1D6430	FORMER, No. 31, GROUP ...				1	—	C	41/212

SHACKLETON Mk. 2

FUSELAGE
REAR CENTRE PORTION

Page 504a

Ref. No.	Part No.	Description				No. off	Matl. Spec.	Cl. of St.	Plate and Illust'n No.
		1	2	3	4			M.R.	
		CENTRE PORTION, GROUP (1D8951) STRUCTURE FUSELAGE, REAR (cont'd)							
		FRAME, PANEL, MAIN ENTRANCE DOOR (D8062)							
		Spares for :—							
5746	8D8062	Seal,	door 13' 6" long	made from	1	—	C		
			(16SS3853)						
	6D8062	Strip,	retaining seal	4	L72			
	5D8062	Strip,	retaining seal	1	L72			
	4D8062	Strip,	retaining seal	1	L72			
3427	24D6766	HINGE, HALF, DOOR ENTRANCE BOTTOM, GROUP				1	—	C	41/213
		Consisting of :—							
1067	22bD6766	Bush	2	B8	C	41/170	
	24aD6766	Hinge,	half	1	L33		41/213	
2689	22D6766	HINGE, HALF, DOOR ENTRANCE TOP, GROUP				1	—	C	41/214
		Consisting of :—							
1067	22bD6766	Bush	2	B8	C	41/170	
	22aD6766	Hinge,	half	1	L33		41/214	
1426	567D6480	Lock,	double hand (AS3275/P) for Emergency Exit (Pre Mod. 344)		1	—	C		
4746	AT62196	Lock,	double hand for emergency exit (Mod. 344)		1	—	C	43/215	
		(For Breakdown see page 433)							

FUSELAGE
REAR CENTRE PORTION

Ref. No.	Part No.	Description				No. off	Matl. Spec.	Cl. of St.	Plate and Illust'n No.
		1	2	3	4			M.R.	
STRUCTURE, FUSELAGE REAR CENTRE PORTION, GROUP (1D8951) (Cont'd)									
4463	3Z6984	MOUNTING, BEARING ROLLER, GROUP				4	—	A	42/112
		Spares for :—							
4473	CT5/061016	Bearing, oilite				1	—	C	43/97
4474	13Z6984	Roller				1	DTD364B	C	43/98
4464	4Z6984	MOUNTING, BEARING ROLLER, GROUP				2	—	A	42/216
		Spares for :—							
4473	CT5/061016	Bearing, oilite				1	—	C	43/97
4474	13Z6984	Roller				1	DTD364B	C	43/98
4465	5Z6984	MOUNTING, BEARING ROLLER, GROUP				2	—	A	42/217
		Spares for :—							
4473	CT5/061016	Bearing, oilite				1	—	C	43/97
4474	13Z6984	Roller				1	DTD364B	C	43/98
MOUNTING, GROUND STARTER (D10817)									
		Spares for :—							
	2D10817	CASE, CASTING, DOOR & HINGE, GROUP				1	—		42/218
		Spares for :—							
14663	3D10817	Case, casting				1	DTD424	C	
6661	6D9511	Door				1	—	C	
5CZ/4314	4D4580	Hinge				1	L72	C	
28FP/1201748	—	Plug, power supply				1	—	B	
	S5/200	Spring				2	—	C	
MOUNTING, SIGNAL DISCHARGER BETWEEN FORMERS 25-26, PORT (D7622) (See Armament—Pyrotechnics)									
MOUNTING OF EXTERNAL INTER-COM. PLUG BETWEEN FORMERS 23 & 24, STARBOARD, GROUP (T3663)									
		Spares for :—							
5CZ/430	—	Block, terminal 2-way				1	—	B	
5CZ/868	—	Block, terminal 5-way				1	—	B	
	5T3579	Bracket, attachment spring				1	S3		
	8T3663	Bracket, terminal block				1	L56		
4702	1T3664	DOOR ASSEMBLY				1	—	B	
		Consisting of :—							
	2T3664	Door				1	L56		
	4T3664	Hinge, door, 1½" long				1	—		
	5T3580	Lever, attachment spring				1	S2		
	3T3664	Packing, ½" thick				1	Neophrene		
28Q/6679	AS2229/405	Rivet, csk.hd, 90° ⅛" dia. x ⅝" long				4	—	C	
5437	3T3663	Seal, for door, ½" thick				1	Neophrene	C	
13560	6T3579	Spring, extension				1	—	C	

SHACKLETON Mk. 2

Page 506

FUSELAGE
REAR CENTRE PORTION

Ref. No.	Part No.	Description				No. off	Matl. Spec.	Cl. of St.	Plate and Illust'n No.
		1	2	3	4			M.R.	
STRUCTURE, FUSELAGE REAR CENTRE PORTION (D8951) (Cont'd)									
14904	186D8951	Panel, access to I.F.F. Aerial				1	—	C	42/219
	1D10815	Panel, cover, flare chute opening				1	—		42/220
	1D9302	PANEL, ACCESS IN FLOOR BETWEEN FORMERS 29-30, GROUP (Pre-Mod. 552)				1	—		42/221
4298	1D8988	PANEL, REMOVABLE, FLOOR, BETWEEN FORMERS 23-25, ABOVE SCANNER, GROUP				1	—	C	42/221
4297	9D8987	Spares for :— LOCK, FOR PANEL, GROUP ...				2	—	C	42/222
	1D8987	PANEL, REMOVABLE, FLOOR BETWEEN FORMERS 25-27, ABOVE SCANNER, GROUP				1	—		42/223
3716	9D8987	Spares for :— LOCK, FOR PANEL, GROUP ...				2	—	C	42/222
	557D8951	Panel, removable, port				1	L72		42/224
	266D6480	Pin, sliding, for emergency exit				1	S1		43/225
3717	380D6480	Pin, sliding				2	S1	C	43/226
	1D7500	Pipe, drainage for main door				1	L17 & T9		42/227
3652	396D8951	Plate, clamping, for sealing ring cupola ...				1	L72	C	32/105
	397D8951	Plate, clamping, for sealing ring cupola ...				2	L72		
	417D8951	Plate, clamping, for sealing ring cupola ...				2	L72		
	415D8951	Plate, clamping, for sealing ring cupola ...				2	L72		
	264D6480	Plate, catch				2	S3		
13043	1SS3259	Plate, mod. record				1	—	C	
13044	1SS3260	Plate, serial				1	—	C	
PLATING AND RIVETING (D9011)									
Spares for :—									
13573	8Z2256	DOOR, ACCESS TO WATER TANK FILLER CAP (1Z5490)				1	—	C	42/228
		Spares for :— Bellows, flexible							
3718	4Z5490	DOOR, HINGED, GROUP ...				1	—	C	42/229
3719	3Z5490	Ring, packing, door				1	L72	C	42/230
3720	4Z2308	Ring, retaining, bellows bottom ...				1	L72	C	42/231
3721	6Z2256	RING, RETAINING, BELLOWS TOP, GROUP				1	—	C	42/232
3722	102D6733	Plate, sealing, flap control tube, at fuselage skin, port				1	S3	C	42/233
3723	103D6733	Plate, sealing, flap control tube, at fuselage skin, starboard				1	S3	C	42/234
SEAL, AILERON CONTROL ROD, BETWEEN FORMERS 12-13, PORT AND STARBOARD (D8228)									
Spares for :—									
3724	4D8228	Seal, plate, port				1	S3 & T45	C	42/235
3725	3D8228	Seal, plate, starboard				1	S3 & T45	C	42/236
3726	100D6733	Washer, for sealing plate				1	Langite	C	42/237
3727	101D6733	Washer, for sealing plate, starboard ...				1	Langite	C	42/238

FUSELAGE
REAR CENTRE PORTION

Ref. No.	Part No.	Description				No. off	Matl. Spec.	Cl. of St.	Plate and Illust'n No.
		1	2	3	4			M.R.	
		STRUCTURE, FUSELAGE REAR CENTRE PORTION GROUP (1D8951) (Cont'd)							
		RELEASE, JETTISON, MAIN DOOR (Z5661)							
		Spares for :—							
3730	5Z5661	CABLE, SNATCH, GROUP ...				1	—	C	41/239
		Consisting of :—							
28X/3495	5aZ5661	Cable , 5 cwt (flexible steel) ...				1	W9	C	
	4bZ5661	Handle ...				1	BSS668		
	4cZ5661	Screw , grub, 2 BA ...				1	S1		
28Y/3004	AGS136/A	Thimble ...				2	—	C	
28FP/9129062	A827/HTS	Pin , quick release for jettison entrance door				2	—	C	42/240
	3Z5661	TUBE, GUIDE, CABLE, BOTTOM, GROUP				1	—		42/241
	2Z5661	TUBE, GUIDE, CABLE, TOP, GROUP				1	—		41/242
3731	299D6480	RING, TURRET, SUPPORT, GROUP				1	—	C	41/243
6554	392D8951	Ring , sealing for cupola 9" x 3' 6" x $\frac{1}{16}$ " ...				1	Rubber	C	42/244
6555	393D8951	Ring , sealing for cupola 7" x 3' 6" x $\frac{1}{16}$ " ...				2	Rubber	C	42/245
6556	414D8951	Ring , sealing for cupola 5" x 2' 3" x $\frac{1}{16}$ " ...				2	Rubber	C	42/246
6643	416D8951	Ring , sealing for cupola 5" x 3' 6" x $\frac{1}{16}$ " ...				2	Rubber	C	42/247
4870	304SS4141	Rivet , csk. hd. $\frac{3}{32}$ " x $\frac{1}{4}$ " long on intercostal aft of floor beam				8	—	C	
3732	265D6480	ROD, OPERATING, FOR EMERGENCY EXIT, GROUP				2	—	C	43/248
3733	268D6480	ROD, OPERATING, FOR EMERGENCY EXIT, GROUP				2	—	C	43/249
3734	269D6480	ROD, OPERATING, FOR EMERGENCY EXIT, GROUP				1	—	C	43/250
3735	270D6480	ROD, OPERATING, FOR EMERGENCY EXIT, GROUP				1	—	C	43/251
6557	438D8951	Seal , for strake 10" x 5" x $\frac{1}{16}$ " ...				2	Rubber	C	42/252
694	410D6480	Seal , rubber ...				1	—	C	42/253
		STOWAGE, PARACHUTE (Z6817) (See Dinghy & Parachute Installation)							
4869	1SS3424	Strap , bracket ...				4	—	C	

FUSELAGE
REAR CENTRE PORTION

Ref. No.	Part No.					Description	No. off	Matl. Spec.	Cl. of	Plate and Illust'n No.
		1	2	3	4				St. M.R.	
STRUCTURE, FUSELAGE REAR CENTRE PORTION, GROUP (1D8951) (Cont'd)										
5417	231D6480					Strip, sealing, bomb door, 15" long ...	2	L72	C	42/298
5418	232D6480					Strip, sealing, bomb door, 60½" long ...	2	L72	C	42/299
5665	539D6480					Strip, sealing, bomb door, 33" long ...	2	L72	C	42/300
	540D6480					Strip, sealing, bomb door, 32" long ...	2	L72		42/301
5425	84D6571					Strip, sealing, bomb door, 2" long ...	1	L72	C	42/302
3822	85D6571					Strip, sealing, bomb door, 2" long ...	1	L72		42/303
	CSS158					Washer, tapered	16	—		
	KSS158					Washer, tapered	16	—		
	TSS158					Washer, tapered	16	—		
3747	11D6571					Washer, special, attachment of formers to floor	34	—	C	
13907	83D1648					Washer, special	52	—	C	
13016	4SS3110					Washer	4	—	C	
	WSS2811					Washer, taper	6	—	C	
	HSS2811					Washer, taper	4	—	C	
WINDOW, BETWEEN FORMERS 18-19 PORT AND STARBOARD (D6716) Spares for :—										
683	3D6716					Seal, window	1	Rubber	C	42/254
5513	4D6804					Strip, securing seal	1	L72	C	42/255
682	5D6716					Window, ⅜" thick	1	DTD339A	C	42/256
WINDOW, OBSERVATION, BETWEEN FORMERS 25-26 STARBOARD (D6743) Spares for :—										
3291	13D6743					Bracket, window catch	2	DTD59A	C	43/257
4880	15D6743					BRACKET, HANDLE, GROUP	1	—	C	43/258
	15aD6743					Consisting of :—				
	15bD6743					Bracket	1	L72		
						Pad, stop, ¼" thick x ⅝" long	1	Felt		
3738	1D6894					CATCH SECURING, WINDOW, GROUP	1	—	C	43/259
						Consisting of :—				
7505	2D6894					Bracket	1	DTD304	C	
13161	112D1944					HANDWHEEL, GROUP	1	—	C	43/260
13163	114D1944					Nut, special	1	DTD176	C	43/261
28P/1201	AGS166/1					Pin, split ⅛" dia. x ½" long	1	—	C	
13164	115D1944					Pin, ¼" dia. x 1⅛" long	1	—	C	
13162	113D1944					Screw	1	BSS249	C	
3739	19D6743					Frame, window	1	—		43/262
3740	17D6743					Handle, window	1	DTD59A	C	43/263
	14D6743					Place, catch	2	Spring Steel	C	43/264
3741	16D6743					Spring, handle	1	Spring Steel	C	43/265
	KO150					Strip, 60"	1	Linatex		43/266

FUSELAGE
REAR CENTRE PORTION

Ref. No.	Part No.	Description				No. off	Matl. Spec.	Cl. of	Plate and Illust'n No.
		1	2	3	4			St. M.R.	
		WINDOW, OBSERVATION, BETWEEN FORMERS 25-26 STARBOARD (D6743) (Cont'd)							
684	1D6895	WINDOW, OBSERVATION, GROUP (Pre.Mod. 330)				1	—	A	
4705	1D9527	WINDOW, OBSERVATION, GROUP (Mod. 330)				1	—	A	43/267
		Spares for :—							
3383	1Z5355	COVER, BLACK-OUT, GROUP...				1	—	C	43/268
	3D6895	Frame, window... ..				1	—		
687	1Z5364	HINGE, WINDOW, GROUP ...				1	—	C	43/269
		Consisting of :—							
28D/14018	AS1248/50E	Bolt, mush. hd, 1/4" BSF x 5-45" long				1	—	C	
	2Z5364	Hinge...				1	DTD59A		
	3Z5364	Hinge...				1	DTD59A		
	4Z5364	Hinge...				1	DTD59A		
28M/10290	AGS2001/E/1	Nut, stiff 1/4" BSF ...				1	—	C	
	7D6895	Prestik, for window, 1" wide x 1/16" thk. (Pre.Mod. 330)				QR	—		
	3D9527	Prestik, for window (Mod. 330) ...				QR	—		
	4D6895	Ring, retaining ...				1	—		
685	2D6895	Window, glass (Pre.Mod. 330) ...				1	Triplex	C	
4704	2D9527	Window (Mod. 330) ...				1	Perspex Grade A	C	43/270
		WINDOW, OBSERVATION, PORT, BETWEEN FORMERS 27-28 (D6744)							
		Spares for :—							
3291	13D6743	Bracket, window catch ...				2	DTD59A	C	43/257
	15D6744	BRACKET, HANDLE, GROUP ...				1	—		43/271
		Consisting of :—							
	15aD6744	Bracket ...				1	L72		
	15bD6744	Pad, stop 1/4" thick x 5/8" long ...				1	Felt		
	28aSS3500	Rivet, Bif. 1/8" dia. x 3/8" long ...				1	—		
3738	1D6894	CATCH, SECURING, WINDOW, GROUP				1	—	C	43/259
		Consisting of :—							
	2D6894	Bracket ...				1	DTD304		
13161	112D1944	HANDWHEEL, GROUP ...				1	—	C	43/260
13163	114D1944	Nut, special ...				1	DTD176	C	
28P/1201	AGS166/1	Pin, split 1/16" dia. x 1/2" long ...				1	—	C	
13164	115D1944	Pin, 1/4" dia. x 1 1/8" long ...				1	—	C	
13162	113D1944	Screw ...				1	BSS249	C	
	17D6744	Frame, window ...				1	—		43/272
3739	17D6743	Handle, window ...				1	DTD59A	C	43/263
3740	14D6743	Plate, catch ...				2	Spring Steel	C	43/264
3741	16D6743	Spring, handle ...				1	Spring Steel	C	43/265
	12D6743	Strip, sealing, retaining 22G x 1" wd. x 60" long				1	L72		43/266

FUSELAGE
REAR CENTRE PORTION

Ref. No.	Part No.	Description				No. off	Matl. Spec.	Cl. of St.	Plate and Illust'n No.
		1	2	3	4			M.R.	
		WINDOW, OBSERVATION, PORT BETWEEN FORMERS 27-28 (D6744) (Cont'd)							
684	1D6895	WINDOW, OBSERVATION, GROUP (Pre.Mod. 330)				1	—	A	
4705	1D9527	WINDOW, OBSERVATION, GROUP (Mod. 330)				1	—	A	42/273
3383	1Z5355	Spares for :— COVER, BLACK-OUT, GROUP				1	—	C	43/268
	3D6895	Frame, window...				1	—		
687	1Z5364	HINGE, WINDOW, GROUP				1	—	C	43/269
28D/14018	AS1248/50E	Consisting of :— Bolt, mush. hd, 1/4" BSF x 5.45" long				1	—	C	
	2Z5364	Hinge...				1	DTD59A		
	3Z5364	Hinge...				1	DTD59A		
	4Z5364	Hinge...				1	DTD59A		
28M/10290	AGS2001/E/1	Nut, stiff, 1/4" BSF				1	—	C	
	7D6895	Prestik, for window, 1" wide x 1/16" thk. (Pre.Mod. 330)				QR	—		
	3D9527	Prestik, for window, 1" wide x 1/16" thk. x 51" approx. (Mod. 330)				QR	—		
685	4D6895	Ring, retaining ...				1	—		
4704	2D6895	Window, glass (Pre.Mod. 330)				1	Triplex Perspex Grade A	C	43/270
	2D9527	Window (Mod. 330)				1	—	C	
		TURRET, MID-UPPER (1D7249) (Pre Mods. 600 & 674)							
		Consisting of :—							
28D/8341	AS1248/1C	Bolt, mush. hd, 2 BA x .5" long				34	—	C	
964	1C2160	Fairing, turret				1	DTD213	C	42/274
50A/180	—	Turret, Bristol, type 17, MK.6 (See Armament—Turret)				1	—	A	42/275
2877	6D7249	Washer, special				12	L72	C	42/276
2878	7D7249	Washer, laminated				12	Brass	C	42/277

PAGES 511 to 520 NOT ISSUED

FUSELAGE
REAR CENTRE PORTION


Ref. No.	Part No.	Description				No. off	Matl. Spec.	Cl. of St.	Plate and Illust'n No.
		1	2	3	4			M.R.	
COMPLEMENTARY ITEMS									
ATTACHMENT FITTINGS, REAR CENTRE PORTION, TO REAR CENTRE PORTION FUSELAGE, AT TRANSPORT JOINT, FORMER No. 12 (9A3057)									
Consisting of :—									
13121	5D1629	Bolt	hex. hd,	$\frac{1}{2}$ "	BSF	...	2	S2	C
26EA/3575	7D1629	Bolt	hex. hd,	$\frac{1}{2}$ "	BSF	...	2	S2	C
13118	26D1629	Bolt	hex. hd,	$\frac{1}{2}$ "	BSF	...	12	S2	C
13119	27D1629	Bolt	hex. hd,	$\frac{1}{2}$ "	BSF	...	4	S2	C
13636	28D1629	Bolt	hex. hd,	$\frac{1}{2}$ "	BSF	...	4	S2	C
13633	36D1629	Bolt	hex. hd,	$\frac{1}{2}$ "	BSF	...	54	S2	C
13634	38D1629	Bolt	hex. hd,	2 BA	56	S2	C
28D/12542	A25/5E	Bolt	hex. hd,	$\frac{1}{2}$ "	BSF x 0.5" plain x 1.0" long...	...	134	—	C
28/	AGS750/3D	Bolt	hex. hd,	2 BA	x 0.8" long	...	84	—	C
13120	8D1629	Nut	$\frac{3}{8}$ "	BSF	4	—	C
28M/10288	AGS2001/C/1	Nut	stiff	2 BA	84	—	C
28M/10290	AGS2001/E/1	Nut	stiff	$\frac{1}{4}$ "	BSF	...	208	—	C
28M/10328	AGS2002/C/1	Nut	stiff	2 BA	4	—	C
13635	10D1629	Washer	$\frac{1}{2}$ "	4	DTD124	C
13016	4SS3110	Washer	$\frac{1}{2}$ "	208	—	C
13589	7SS3110	Washer	2 BA	84	—	C
28W12297	SP16/E	Washer	$\frac{1}{2}$ "	134	—	C
ATTACHMENT FITTINGS REAR CENTRE PORTION, TO REAR PORTION FUSELAGE, AT TRANSPORT JOINT, FORMER No. 31									
(See: Complementary Items—"Rear Section Fuselage")									

FUSELAGE
REAR CENTRE PORTION

Ref. No.	Part No.	Description				No. off	Matl. Spec.	Cl. of St.	Plate and Illust'n No.
		1	2	3	4			M.R.	
SUMMARY OF STOCK ITEMS USED ON FUSELAGE, REAR CENTRE PORTION									
28D/12528	A25/1B	Bolt, hex. hd, 4 BA 0.1" plain x 0.5" long	...			12	—	C	
28D/12511	A25/2B	Bolt, hex. hd, 4 BA 0.2" plain x 0.6" long	...			12	—	C	
28D/12565	A25/8B	Bolt, hex. hd, 4 BA 0.8" plain x 1.2" long	...			10	—	C	
28D/12512	A25/1C	Bolt, hex. hd, 2 BA	...			110	—	C	
28D/12513	A25/2C	Bolt, hex. hd, 2 BA 0.2" plain x 0.65" long	...			30	—	C	
28D/12531	A25/3C	Bolt, hex. hd, 2 BA 0.3" plain x 0.75" long	...			20	—	C	
28D/12536	A25/13C	Bolt, hex. hd, 2 BA 1.3" plain x 1.75" long	...			10	—	C	
28D/12543	A25/6E	Bolt, hex. hd, 1/4" BSF 0.6" plain x 1.1" long	...			30	—	C	
28D/2633	A25/7E	Bolt, hex. hd, 1/4" 0.7" plain x 1.2" long	...			12	—	C	
28D/12570	A25/11E	Bolt, hex. hd, 1/4" BSF 1.1" plain x 1.6" long	...			14	—	C	
28D/12812	A25/12E	Bolt, hex. hd, 1/4" BSF 1.2" plain x 1.7" long	...			18	—	C	
28D/12546	A25/14E	Bolt, hex. hd, 1/4" BSF 1.4" plain x 1.8" long	...			24	—	C	
28D/12816	A25/7G	Bolt, hex. hd, 5/16" BSF 0.7" plain x 1.25" long...	...			10	—	C	
28D/12817	A25/8G	Bolt, hex. hd, 5/16" BSF 0.8" plain x 1.35" long...	...			36	—	C	
28D/8310	AS1242/6C	Bolt, countersunk hd, 2 BA 0.6" plain x 1.00" long	...			64	—	C	
28D/8322	AS1242/1E	Bolt, countersunk hd, 1/4" BSF 0.1" plain x 0.55" long	...			32	—	C	
28D/11564	AS1246/1C	Bolt, roundhead 2 BA 0.1" plain x 0.5" long	...			100	—	C	
28D/11255	AS1246/2C	Bolt, roundhead 2 BA 0.2" plain x 0.6" long	...			38	—	C	
28D/11210	AS1246/3C	Bolt, roundhead 2 BA 0.3" plain x 0.7" long	...			96	—	C	
28D/11971	AS1246/4C	Bolt, roundhead 2 BA 0.4" plain x 0.8" long	...			10	—	C	
28D/13662	AS1248/17B	Bolt, mushroom hd, 4 BA	...			18	—	C	
28D/8342	AS1248/2C	Bolt, mushroom hd, 2 BA 0.2" plain x 0.6" long	...			62	—	C	
28D/9588	AS1248/3C	Bolt, mushroom hd, 2 BA 0.3" plain x 0.7" long	...			80	—	C	
28D/8344	AS1248/5C	Bolt, mushroom hd, 2 BA 0.5" plain x 0.9" long	...			16	—	C	
28D/8346	AS1248/8C	Bolt, mushroom hd, 2 BA 0.8" plain x 1.2" long	...			12	—	C	
28M/14015	A27/NC	Nut, slotted	...			32	—	C	
28M/10287	AGS2001/B/1	Nut, stiff, standard hex. 4 BA	...			46	—	C	
28M/10288	AGS2001/C/1	Nut, stiff, standard, hex. 2 BA	...			536	—	C	
28M/10290	AGS2001/E/1	Nut, stiff, standard, hex. 1/4" BSF	...			68	—	C	
28M/10291	AGS2001/G/1	Nut, stiff, standard, hex. 5/16" BSF	...			52	—	C	
28M/10300	AGS2001/G/2	Nut, stiff, standard, hex. 5/16" BSF	...			10	—	C	
28M/11957	AGS2007/C/1	Nut, stiff, double anchor 2 BA	...			43	—	C	
28M/10229	AGS2009/C/1	Nut, stiff, double anchor 2 BA	...			12	—	C	
28M/9999	AGS2012/C/11	Nut, stiff, floating anchor 2 BA	...			26	—	C	
28W/12346	SP10/B	Washer, 4 BA	...			10	—	C	
28W/12245	SP10/C	Washer, 2 BA	...			112	—	C	
28W/12252	SP13/C	Washer, 2 BA	...			350	—	C	
28W/12253	SP13/E	Washer, 1/4" BSF	...			52	—	C	
28W/12257	SP13/N	Washer, 1/2" BSF	...			32	—	C	
28W/12306	SP15/B	Washer, 4 BA	...			150	—	C	
28W/12296	SP15/C	Washer, 2 BA	...			18	—	C	
28W/3071	AGS160/C	Washer	...			75	—	C	
28W/3072	AGS160/D	Washer	...			16	—	C	
28W/8516	AS470/C/	Washer	...			26	—	C	

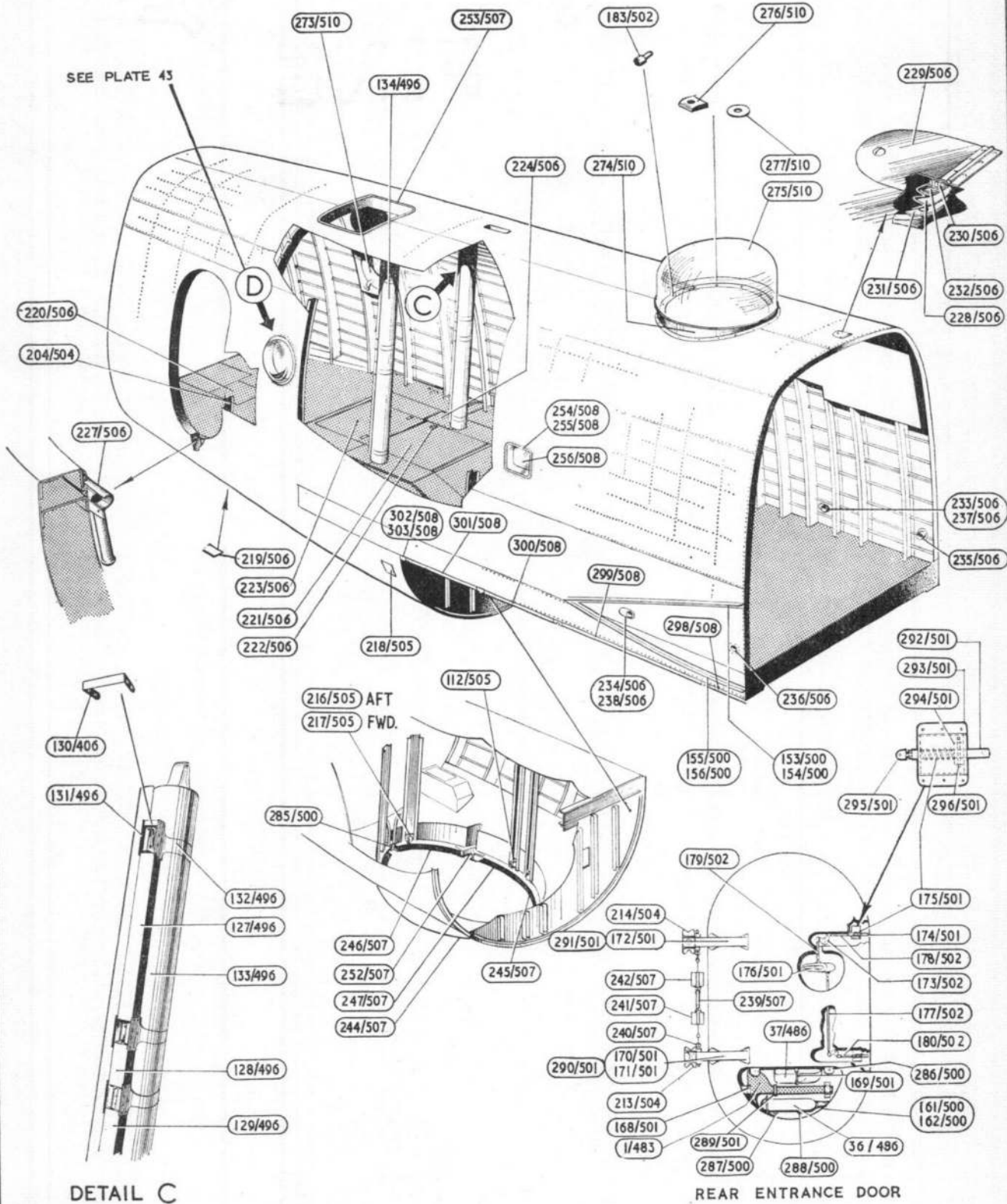
PLATE NO. 41
ISSUE NO. 2

RESTRICTED



HUBELAGE
REAR CENTRAL PORTION (D)

RESTRICTED



FUSELAGE
REAR CENTRE PORTION (2)

RESTRICTED

FORM NO. 1
REV. 10-63

7-23-64

SECRET

SECRET

SECRET

SECRET

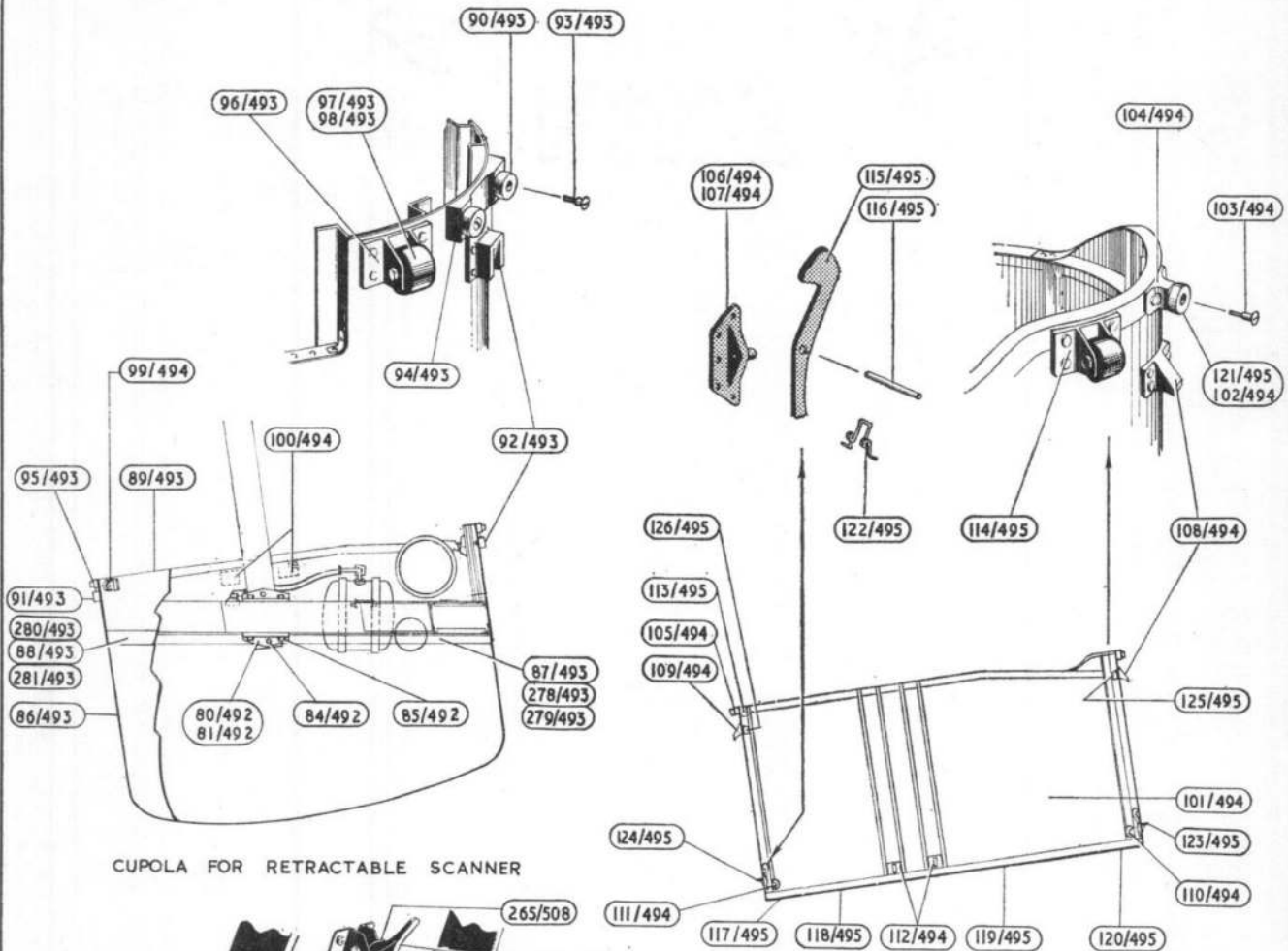
SECRET

SECRET

SECRET

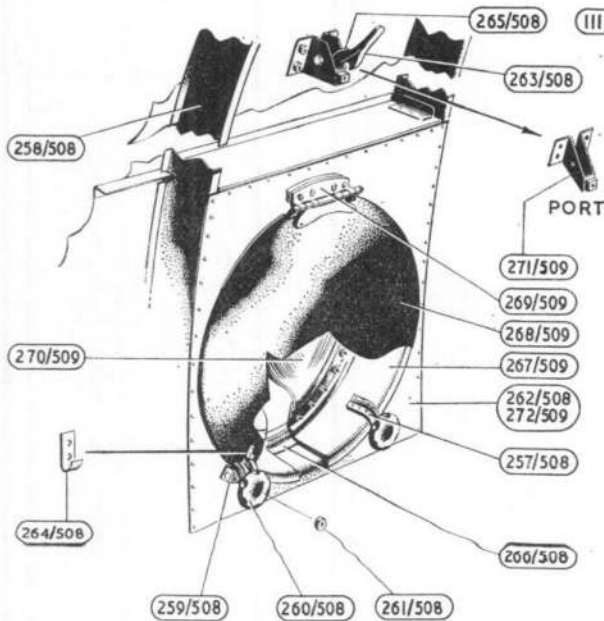
SECRET

RESTRICTED



CUPOLA FOR RETRACTABLE SCANNER

EXTENSION SLIDE FOR RETRACTABLE SCANNER



OBSERVATION WINDOW
DETAIL D

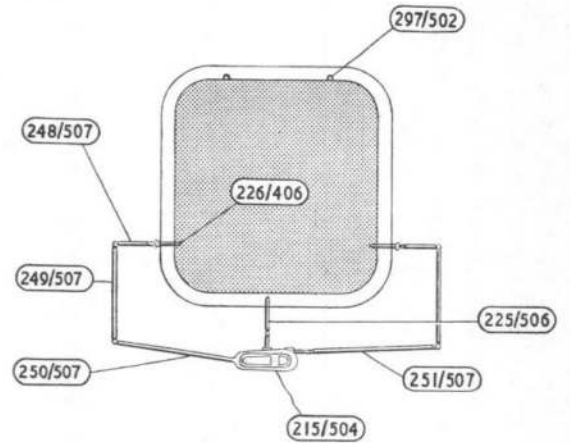



DIAGRAM OF ESCAPE HATCH
OPERATING RODS

FUSELAGE
REAR CENTRE PORTION (3)



U.S. GEOLOGICAL SURVEY
WATER RESOURCES DIVISION

FUSELAGE
REAR PORTION

Ref. No.	Part No.	Description				No. off	Matl. Spec.	Cl. of St.	Plate and Illust'n No.
		1	2	3	4			M.R.	
	6A3057	REAR PORTION FUSELAGE ASSEMBLY, COMPLETE WITH EQUIPMENT (Complementary part e.g. Inter-components listed at the end of this assembly, will not be supplied with the assembly spare, and must be demanded separately when required) Spares for :— CAMERA STATION (Z6822) (See Equipment Aircraft—Photographic) CONTROLS, AUTO-PILOT (7R3429) (See Controls—Auto-Pilot) CONTROLS, FLYING RUDDER AND ELEVATOR (1R3439) (See Controls—Flying) CONTROLS, TRIMMER (5R3336) (See Controls—Trimmer) CURTAIN, BLACK-OUT, FOR WINDOW, BETWEEN FORMERS 39-40 (Z8285) (See Equipment Aircraft—Black-out Curtains and Sunblinds) CURTAIN, BLACK-OUT AT FORMER 48 (Z8288) (See Equipment Aircraft—Black-out Curtains and Sunblinds) ELECTRICS, REAR SECTION (1V5979) (See Electrical Installation) GUARD RAILS, FOR FLYING CONTROLS BETWEEN FORMERS 34-37 (Z6834) Spares for :—							
7489	7Z6834	GUARD, RAIL, GROUP				1	—	C	44/1
5388	2Z6834	Socket, rail attachment				2	S3 & T45	C	44/2
6862	4Z6834	Socket, rail attachment				1	S3 & T45	C	44/3
5389	3Z6834	Socket, rail attachment, floor				2	S3 & T45	C	44/4
		GUARD RAIL, FOR FLYING CONTROLS BETWEEN FORMERS 36-42 (Z6837) (Pre Mod. 927) (Z10350) (Mod. 927) Spares for :—							
4878	2Z6837	GUARD RAIL, GROUP (Pre Mod. 927)				1	—	C	44/5
	2Z10350	GUARD RAIL, GROUP (Mod. 927) ...				1	—		

FUSELAGE
REAR PORTION

Ref. No.	Part No.	Description				No. off	Matl. Spec.	Cl. of St.	Plate and Illust'n No.
		1	2	3	4			M.R.	
		GUARD FOR ELEVATOR TRIMMER CABLES AT FORMER 42 (R3553)							
		Consisting of :—							
	3R3553	Angle	2	L72		
	4R3553	Angle	1	L72		
28D/9436920	A25/1C	Bolt, hex. head 2 BA	12	—	C	44/6
	5R3553	Bracket...	1	L72		44/7
	2R3553	Guard	1	L72		
28M/10288	AGS2001/C/1	Nut, hex. 2 BA	12	—	C	
28Q/6638	AS2227/404	Rivet, snap hd, 1/8" dia. x 1/4" long	12	—	C	
28W/9419402	SP13/C	Washer, 2 BA	12	—	C	
		HANDRAIL, BETWEEN FORMERS 31-37 STARBOARD (1Z4721)							
		Spares for :—							
5168	5D2355	Clip, for handrail	6	L72	C	44/8
5375	2Z4721	Handrail	1	—		44/9
	5Z4721	Socket, for handrail at former 37	1	T45 & S3	C	44/10
		HEATING & DUCTING No. 3 HEATER (Z6869)							
		(See Services—Heating & Ducting)							
		INTERCOMM, INSTALLATION (6T4870)							
		(See Radio and Radar Installation)							
1387	1Z6067	LADDER, INGRESS, GROUP	1	—	A	44/181
		LAVATORY, ELSAN AND VENT PIPE INSTALLATION (11Z4712)							
		(See Equipment Aircraft—Toilet)							
		MOUNTING, EXTRACTOR, FOR CABIN HEATING BETWEEN FORMERS 35-36 STARBOARD (1Z5651)							
		Spares for :—							
	2Z5651	Extractor	1	L72		44/11
	3Z5651	Plate, stiffening	1	L72		44/12
	4Z5651	Slide	1	L72		44/13
		MOUNTING, FIRST AID BOX (Z6291)							
		Spares for :—							
1529	1Z6290	BOX, FIRST AID, GROUP	1	—	C	44/14
7105	3D2261	Handle, pull out panel	1	S2 & S3	C	
1530	2Z6291	Panel, pull out	1	DTD339A	C	44/15
6345	4Z6291	Strip, sealing panel, bottom	1	Linatex	C	
6346	5Z6291	Strip, sealing panel, side	1	Linatex	C	
6344	3Z6291	Strip, sealing panel, top	1	Linatex	C	

FUSELAGE
REAR PORTION

SHACKLETON Mk. 2

FUSELAGE
REAR PORTION

Ref. No.	Part No.	Description				No. off	Matl. Spec.	Cl. of St.	Plate and Illust'n No.
		1	2	3	4			M.R.	
		MOUNTING, FOR NITROGEN BOTTLES (Z6831)							
	2Z6831	Spares for :— BRACKET, FLOOR, GROUP				1	—		44/16
	3Z6831	BRACKET, FLOOR, GROUP				1	—		44/17
	537SS6001	Spares for :— Label, " No service, Fuse Box A-P " etc.				1	DTD213		
	5Z6831	Plate, dished, for 5 bottles				1	L72		44/18
	4Z6831	Plate, dished, for 3 bottles				1	L72		44/19
		OXYGEN SYSTEM (6Z5343) (See Services—Oxygen)							
		PADDING, UNDER FRONT SPAR JOINT, TAILPLANE (26Z4684)				1	—		44/20
26FP/5039	—	Spares for :— PADDING, UNDER FRONT SPAR JOINT, TAILPLANE, GROUP (26Z4684)				1	—		
		Consisting of :—							
	27Z4684	Backing				1	Canvas		
	31Z4684	Backing				1	Canvas		
	28Z4684	Covering, $\frac{1}{16}$" thick, black				1	TG3A		
	29Z4684	Covering, $\frac{1}{16}$" thick, black				1	TG3A		
29G/2096	Carr Fastener Co. Ltd. 708A	Plate, clinch				5	—	C	
29G/2098	Carr Fastener Col. Ltd. N608	Socket				5	—	C	
29G/2180	Carr Fastener Co. Ltd. 882	Stud				5	—	C	
	14Z4684	Thread, sewing				QR	—		
	4Z4684	Strip, clamping				1	DTD213		
	5Z4684	Strip, clamping				2	DTD213		
	6Z4684	Strip, clamping				1	DTD213		

SHACKLETON Mk. 2

Page 526

FUSELAGE
REAR PORTION

Ref. No.	Part No.	Description				No. off	Matl. Spec.	Cl. of St.	Plate and Illust'n No.		
		1	2	3	4			M.R.			
5038	11Z7197	PADDING, UNDER REAR SPAR JOINT, TAILPLANE (1Z7197)									
		Spares for :—									
		PADDING, UNDER REAR SPAR JOINT, TAILPLANE, GROUP				1	—	C			
		Consisting of :—									
			5Z7197	Backing	1	Canvas			
			6Z7197	Backing	1	Canvas			
			3Z7197	Covering, $\frac{1}{16}$ " thick, black	1	TG3A			
			4Z7197	Covering, $\frac{1}{16}$ " thick, black	1	TG3A			
			2Z7197	Padding, (Dunlopillo $\frac{1}{2}$ " thk. x 25" x 8")	1	—			
		29G/2096	Carr Fastener Co. Ltd. 708A	Plate, clinch	5	—	C		
				Carr Fastener Co. Ltd. N608	Socket	5	—	C	
					Stud	5	—	C	
				Carr Fastener Co. Ltd. 882	Thread, sewing	QR	—		
					8Z7197	Strip, clamping	1	DTD213	
				9Z7197	Strip, clamping	1	DTD213		
10Z7197	Strip, clamping			1	DTD213				
5Z4684	Strip, clamping			2	DTD213				
6Z4684	Strip, clamping			1	DTD213				
PIPING SERVICES (Q1819) (See Services—Various Systems)											
PIPING TO NITROGEN BOTTLES (Z6863) (See Services—Nitrogen)											
4546	3Z6968	POINT, JACKING, AT FORMER 41 (Z6977)									
		Spares for :—									
		Pad, jacking	1	L53 or DTD298	C	44/22			
RADIO AND RADAR (6T3400) (See Radio and Radar Installation)											
13580	2V1575	STOWAGE, FOR WANDER LAMP (1Z7251)									
		Spares for :—									
		SATCHEL, GROUP	1	—	C	44/23			

SHACKLETON Mk. 2

FUSELAGE
REAR PORTION

Page 527

Ref. No.	Part No.	Description				No. off	Matl. Spec.	Cl. of St.	Plate and Illust'n No.
		1	2	3	4			M.R.	
4001	—	STRUCTURE, REAR SECTION, FORMER 31 TO FORMER 44, GROUP (1D8674)				1	—	A	44/24
		Spares for :— The following fixed parts of equipment are supplied additional to part No. 1D8674 Consisting of :—							
	5R3333	Angle	1	L72	—	
	6R3333	Angle	1	L72	—	
	7R3333	Angle	1	L72	—	
	8R3333	Angle	1	L72	—	
	9R3333	Angle	1	L72	—	
	10R3333	Angle	1	L72	—	
	24R3333	Angle	1	L72	—	
	25R3333	Angle	1	L72	—	
6366	7R2709	Bolt, special, for pin at tailwheel strut	1	S11	C	
	34R2886	Bracket	2	—	—	
	18R3333	Bracket, assy.	1	—	—	
	2Z7199	Bracket, attachment	9	L72	—	
	2T2140	Bracket, for control unit	1	—	—	
	2V5745	Bracket, for lamp, formers 28-29	1	—	—	
	2V5747	Bracket, for lamp, formers 32-33	1	—	—	
	213Z5343	Bracket, for oxygen economiser	1	—	—	
6367	20Z6822	Bracket, micro switch	1	L72	C	
6352	10Z6822	Bracket, ram mounting	1	—	C	44/28
6353	11Z6822	Bracket, ram mounting	1	—	C	44/29
6400	17Z6822	Bracket, stop, forward, port	1	—	C	
5067	18Z6822	Bracket, stop, forward, starboard	1	—	C	
14243	8D6434	Bracket, stowage strap	1	L72	C	
	35R3333	Bracket, support	1	L72	—	
4314	1Z6829	Door, camera, forward, port	1	—	A	44/30
4315	2Z6829	Door, camera, forward, starboard	1	—	A	44/31
4157	1D9004	Door, tailwheel, port	1	—	A	
4158	2D9004	Door, tailwheel, starboard	1	—	A	
	248	Fastener, dot	2	—	—	
	10Z4712	Handrail and toilet roll holder	1	—	—	
	1Z4721	Handrail between formers 31-37	1	—	—	
	2R3333	Lever and side plate	1	—	—	
	1Z5651	Mounting, extractor, cabin heating	1	—	—	
	1Z6291	Mounting, first aid box, complete	1	—	—	
	33R3333	Packing	1	L72	—	
	11R3333	Plate	1	L72	—	
	26R3333	Plate	1	L72	—	
	27R3333	Plate, gusset	1	L72	—	
	1Z6997	Point, jacking, complete	1	—	—	
28FP/9429531	S4/225	Spring, dzus	9	—	—	
	26Z6822	Strap	2	—	—	
4818	6Z6681	Strap, leather	1	—	C	
		BRACKET, MOUNTING RETRACTABLE TAILWHEEL, PORT AND STARBOARD AT FORMER 37 (1 & 2D9032)							
		Spares for :—							
4791	7D9032	BRACKET, BASE, PORT, GROUP...				1	—	C	44/25
4792	8D9032	BRACKET, BASE, STARBOARD, GROUP				1	—	C	44/26

FUSELAGE
REAR PORTION

Ref. No.	Part No.	Description				No. off	Matl. Spec.	Cl. of St.	Plate and Illust'n No.
		1	2	3	4			M.R.	
		STRUCTURE, REAR PORTION, FORMER 31 TO FORMER 44, GROUP (1D8674) (Cont'd)							
		DOOR, ACCESS, BETWEEN FORMERS 38 AND 39, UPPER, PORT, GROUP (1D8376) (Pre-Mod. 674)							44/32
		Spares for :—							
6368	2D8376	Plate, door				1	L72	C	44/33
4366	1D9165	DOOR, HINGED, ACCESS CAMERA FRONT, PORT, GROUP				1	—	B	44/34
		Spares for :—							
		Hinge (AS1880/31$\frac{1}{4}$"				1	L72		
4365	9D9164 1D9148	LOCK, FOR ACCESS DOOR, GROUP				2	—	C	44/35
		Consisting of :—							
	3D9148	Casing, lock				1	DTD213A		
	3D7116	PLUNGER, GROUP				1	—		44/36
		Consisting of :—							
	4D7083	Diaphragm, centre... ..				1	L72		
	5D7083	Plunger				1	—		
28Q/6829	AS2227/308	Rivet, snap $\frac{3}{32}$ " dia.				1	—	C	
	7W824	Spring				1	DTD215/23'		
	6D7083	Stop, plunger				1	S1		
28Q/6638	AS2227/404	Rivet, snap hd, $\frac{1}{8}$ " dia. x $\frac{1}{2}$ "				4	—	C	
4367	1D9164	DOOR, HINGED, ACCESS CAMERA FRONT, STARBOARD, GROUP				1	—	B	44/37
		Spares for :—							
	9D9164	Hinge (AS1880/31 $\frac{1}{4}$ "				1	L72		
4157	1D9004	DOOR, TAILWHEEL, PORT, GROUP (Pre.Mod. 719)				1	—	A	44/38
4158	2D9004	DOOR, TAILWHEEL, STARBOARD, GROUP (Pre.Mod. 719)				1	—	A	44/39
7226	67D9004	DOOR, TAILWHEEL, PORT, GROUP (Mod. 719)				1	—	A	
7227	68D9004	DOOR, TAILWHEEL, STARBOARD, GROUP (Mod. 719)				1	—	A	
		Spares for :—							
4806	60D9004	Bolt, link (Pre.Mod. 719)				1	S1	C	44/40
	64D9004	Bolt, link (Mod. 719)				1	—		
4808	61D9004	BRACKET, LINK, GROUP (Mod. 443) (Pre.Mod. 719)				1	—	C	44/41
7225	66D9004	BRACKET, LINK, GROUP (Mod. 719)				1	—	C	
		Consisting of :—							
	41aD9004	BRACKET, GROUP (Pre.Mod. 719)				1	DTD364		
	61aD9004	BRACKET, GROUP (Mod. 719) ...				1	DTD364a		
4804	57D9004	Bush, oilite (Pre.Mod. 719)				1	BSS1131	C	
4805	59D9004	Bush, oilite (Pre.Mod. 719)				1	BSS1131	C	
7224	65D9004	Bush, oilite (Mod. 719)... ..				2	BSS1131	C	
	19D9004	Hinge, port (made from 28N10363) ...				1	—		44/42
	20D9004	Hinge, starboard (made from 28N10363)				1	—		44/43
4807	58D9004	Washer, special				1	S1/S2	C	44/182
4906	62D9004	Washer, special				1	Lam. Brass	C	

SHACKLETON Mk. 2

FUSELAGE
REAR PORTION

Ref. No.	Part No.	Description				No. off	Matl. Spec.	Cl. of St.	Plate and Illust'n No.
		1	2	3	4			M.R.	
		STRUCTURE, REAR PORTION, FORMER 31 TO FORMER 44, GROUP (1D8674) (Cont'd)							
1020	2D6998	FAIRING, ELEVATOR LH, GROUP				1	—	C	44/44
1021	3D6998	FAIRING, ELEVATOR RH, GROUP				1	—	C	44/45
		FLOOR, BETWEEN FORMERS 31 & 37 (D10813)							
		Spares for :—							
11261	60D9885	Bolt, for blue silk aerial mounting bracket				2	S94	C	
11259	54D9885	Bracket, mounting blue silk aerial ...				1	L35	C	
11260	55D9885	Bracket, mounting blue silk aerial ...				1	L35	C	
7851	5D10813	BRACKET, STRONG POINT BETWEEN FORMERS 36 & 37, GROUP				2	—	C	
	4D10813	PANEL, DETACHABLE, 17-83" x 18-88", GROUP				1	—		
	26D9901	PANEL, ACCESS, BETWEEN FORMERS 32 & 34, GROUP				1	—		
7886	9D10813	PANEL, DETACHABLE, 18-63" x 6-88", GROUP				1	—	C	
		Spares for :—							
3681	9Z5700	Catch				1	—	C	
7885	8D10813	PANEL, DETACHABLE, 18-63" x 18-88", GROUP				1	—	C	
		Spares for :—							
3681	9Z5700	Catch				1	—	C	
7850	3D10466	Panel, detachable, between formers 34 & 35				1	L72	C	
	8D6431	FORMER No. 31, GROUP				1	—		44/46
		Spares for :—							
	9D6431	Extrusion, bottom				1	L4		44/47
	2D6431	Extrusion, top				1	L4		44/48
		FORMER No. 32, GROUP (18D6432)							
		Spares for :—							
	21D6432	Former, port				1	L72	C	44/49
	20D6432	Former, starboard... ..				1	L72	C	44/50
		FORMER No. 33, GROUP (7D6433)							
		Spares for :—							
	10D6433	Former, port				1	L72	C	44/51
	9D6433	Former, starboard... ..				1	L72	C	44/52
		FORMER No. 34, GROUP (7D6434)							
		Spares for :—							
	10D6434	Former, port				1	L72	C	44/53
	9D6434	Former, starboard... ..				1	L72	C	44/54

**FUSELAGE
REAR PORTION**

Ref. No.	Part No.	Description				No. off	Matl. Spec.	Cl. of	Plate and Illust'n No.
		1	2	3	4			St. M.R.	
		STRUCTURE, REAR PORTION, FORMER 31 TO FORMER 44, GROUP (1D8674) (Cont'd)							
		FORMER No. 35, GROUP (10D6435) Spares for :—							
	41D6435	Former, port	1	L72	C	44/55
	40D6435	Former, starboard...	1	L72	C	44/56
		FORMER No. 36, GROUP (1D9087) Spares for :—							
	40D9087	Former, port	1	L72	C	44/57
	41D9087	Former, starboard...	1	L72	C	44/58
6369	1D8982	FORMER No. 37, GROUP				1	—	C	44/59
4136	1D8983	FORMER No. 38, LOWER PORT, GROUP				1	—	C	44/60
4137	2D8983	FORMER No. 38, LOWER STARBOARD, GROUP				1	—	C	44/61
4138	1D8984	FORMER No. 39, LOWER PORT, GROUP				1	—	C	44/62
4139	2D8984	FORMER No. 39, LOWER STARBOARD, GROUP				1	—	C	44/63
4140	1D8985	FORMER No. 40, LOWER PORT, GROUP				1	—	C	44/64
4141	2D8985	FORMER No. 40, LOWER STARBOARD, GROUP				1	—	C	44/65
4142	1D8986	FORMER No. 41, GROUP				1	—	C	44/66
4447	1D9233	Spares for :— BRACKET, JACK, MOUNTING, GROUP				1	—	C	44/67
4143	1D8813	FORMER No. 42, GROUP				1	—	C	44/68
4144	1D8814	FORMER No. 43, GROUP				1	—	C	44/69
4145	1D8679	FORMER No. 44, FORWARD PORTION, GROUP				1	—	C	44/70
		MOUNTING, ELEVATOR SERVO (D9112) Spares for :—							
28D/14194	A25/1/2C	Bolt, 2 BA	4	—	C	
7894	38R2886	Boss, lever	1	—	C	
28M/12929	A27/CP	Nut, 2 BA	4	—	C	
		STRUCTURE, GROUP (6D9112) Consisting of :—							
	5D9112	INTERCOSTAL, GROUP				1	—		44/73
	4D9112	INTERCOSTAL, GROUP				1	—		44/74
	8D9112	Plate, mounting	1	L72		44/75
	7D9112	PLATE, SUPPORT, GROUP				1	—		44/76
		MOUNTING, RUDDER SERVO (D9124) Consisting of :—							
	10D9124	ANGLE, ATTACHMENT, GROUP				1	—		44/77
	11D9124	ANGLE, ATTACHMENT, GROUP				1	—		44/78
	12D9124	ANGLE, ATTACHMENT, GROUP				1	—		44/79
6370	5D9124	BRACKET, SUPPORT, AT FORMER 36, GROUP				1	—	C	44/80
6371	6D9124	BRACKET, SUPPORT, AT FORMER 35, GROUP				1	—	C	44/81

SHACKLETON Mk. 2

FUSELAGE
REAR PORTION

Ref. No.	Part No.	Description				No. off	Matl. Spec.	Cl. of St. M.R.	Plate and Illust'n No.
		1	2	3	4				
		MOUNTING, RUDDER SERVO (D9124) (Cont'd)							
	8D9124	CHANNEL, MOUNTING, FRONT, GROUP				1	—		44/82
	13D9124	Intercostal				1	L72		
	4D9124	Intercostal				1	L72		
	7D9124	INTERCOSTAL, GROUP				2	—		44/83
	9D9124	INTERCOSTAL, GROUP				1	—		44/84
6372	2D9124	Plate, mounting				1	L72	C	44/85
28Q/6638	AS2227/404	Rivet, snap hd, $\frac{1}{8}$ " dia. x $\frac{1}{4}$ "				101	—	C	
28Q/6639	AS2227/405	Rivet, snap hd, $\frac{1}{8}$ " dia. x $\frac{5}{16}$ "				4	—	C	
28Q/10407	AS2228/404	Rivet, mush.hd, $\frac{1}{8}$ " dia. x $\frac{1}{4}$ "				23	—	C	
		MOUNTING, SARAH AERIAL (T4f28)				1	—	A	
		Spares for :—							
10B/17670	—	Aerial, type T8171							
		MOUNTING, ELEVATOR AND RUDDER TORQUE TUBES (D9117)							
		Consisting of :—							
	7D9117	Angle				1	L72		
	8D9117	Angle				1	L72		
6373	9D9117	BASE, PLATE, GROUP				1	—	C	44/86
		Consisting of :—							
	2D9117	BASE, PLATE, GROUP				1	—		
	3D9117	Bracket				1	DTD683		
	4D9117	Channel				1	L72		
	5D9117	Channel				1	L72		
28Q/6638	AS2227/404	Rivet, snap hd, $\frac{1}{8}$ " dia. x $\frac{1}{4}$ "				17	—	C	
28Q/6667	AS2227/406	Rivet, snap hd, $\frac{1}{8}$ " dia. x $\frac{3}{8}$ "				16	—	C	
28Q/6638	AS2227/404	Rivet, snap hd, $\frac{1}{8}$ " dia. x $\frac{1}{4}$ "				34	—	C	
28Q/6667	AS2227/406	Rivet, snap hd, $\frac{1}{8}$ " dia. x $\frac{3}{8}$ "				14	—	C	
28Q/10407	AS2228/404	Rivet, mush.hd, $\frac{1}{8}$ " dia. x $\frac{1}{4}$ "				12	—	C	
	11D9117	Packing				1	L72		
	6D9117	Support, gusset				1	L72		
		MOUNTING, TAILWHEEL AT FORMER 37 (4K2709)							
		Consisting of :—							
28D/13853	A30/4E	Bolt, hex.hd.				16	—	C	
28D/14014	A30/4J	Bolt, hex.hd.				4	—	C	
6374	1D9030	Bracket, forged				1	DTD683	C	44/87
6375	2D9030	Bracket, forged				1	DTD683	C	44/88
6376	1D9031	Bracket, forged				1	DTD683	C	44/89
6377	2D9031	Bracket, forged				1	DTD683	C	44/90
28M/10290	AGS2001/E/1	Nut, stiff, hex. $\frac{1}{4}$ " BSF				16	—	C	
28M/10292	AGS2001/J/1	Nut, stiff, hex. $\frac{3}{8}$ " BSF				4	—	C	
6378	21K2709	STABILISER, GROUP				1	—	C	44/91
28W/12253	SP13/E	Washer, $\frac{1}{8}$ " BSF				25	—	C	
28W/12255	SP13/J	Washer, $\frac{3}{16}$ " BSF				4	—	C	

FUSELAGE
REAR PORTION

Ref. No.	Part No.	Description				No. off	Matl. Spec.	Cl. of St.	Plate and Illust'n No.
		1	2	3	4			M.R.	
		STRUCTURE, FUSELAGE REAR PORTION, FORMER 31 TO FORMER 44, FRONT PORTION, GROUP (1D8674) (Cont'd)							
	D9120	MOUNTING, TORQUE TUBES ...				1	—		44/92
		Consisting of:—							
6379	2D9120	MOUNTING, GROUP ...				1	—	C	
		Consisting of:—							
	6D9120	Bracket ...				1	—		
	7D9120	Bracket ...				1	—		
	8D9120	Bracket ...				1	—		
	9D9120	Bracket ...				1	—		
	10D9120	Bracket ...				1	—		
	4D9120	Plate, bottom ...				1	L72		
	5D9120	Plate, front ...				1	L72		
	3D9120	Plate, top ...				1	L72		
28Q/6667	AS2227/406	Rivet, snap hd, $\frac{1}{8}$ " dia. x $\frac{3}{8}$ "				23	—	C	
	15D9120	Packing ...				1	L72		
	16D9120	Packing ...				1	L72		
	13D9120	Packing ...				2	L72		
	14D9120	Packing ...				1	L72		
	11D9120	Plate, gusset ...				1	L72		
	12D9120	Plate, gusset ...				1	L72		
28Q/6667	AS2227/406	Rivet, snap hd, $\frac{1}{8}$ " dia. x $\frac{3}{8}$ "				29	—	C	
28Q/6638	AS2227/404	Rivet, snap hd, $\frac{1}{8}$ " dia. x $\frac{1}{4}$ "				17	—	C	
28Q/7201	AS2227/407	Rivet, snap hd, $\frac{1}{8}$ " dia. x $\frac{7}{16}$ "				14	—	C	
28Q/6668	AS2227/408	Rivet, snap hd, $\frac{1}{8}$ " dia. x $\frac{1}{2}$ "				1	—	C	
28Q/9275	AGS2050/424BS	Rivet, pop, domed hd.				20	—	C	
28Q/9253	AGS2051/424BS	Rivet, pop, csk.hd.				20	—	C	

SHACKLETON Mk 2

FUSELAGE
REAR PORTION

Ref. No.	Part No.	Description				No. off	Matl. Spec.	Cl. of St.	Plate and Illust'n No.
		1	2	3	4			M.R.	
		STRUCTURE, FUSELAGE REAR PORTION, FORMER 31 TO FORMER 44 FRONT PORTION, GROUP (1D8674) (Cont'd)							
5725	247D6572	Plate , stiffening, for elevator torque tube between formers 41-42					L72	C	44/98
	249D6572	Plate , retaining, for elevator torque tube between formers 41-42				2	L72		44/99
13043	1SS3529	Plate , modification				1	DTD213	C	
13044	1SS3260	Plate , serial				1	DTD213	C	
	41D9885	Ring , fairing, detachable, for downward ident. lamp				1	L72		44/72
11910	9D9898	Ring , mounting downward ident. lamp ...				1	—	C	44/71
5726	248D6572	Seal , felt, 1/2" thick, for elevator torque tube, between formers 41-42				2	—	C	44/100
	167D6572	Shim , 18G x 3 1/8" x 7/8"					—		
		STOWAGE, ACCESS LADDER (Z6681) Consisting of :—							
28D/12531	A25/C3	Bolt , hex.hd, 2 BA... ..				2	—	C	
6383	5Z6681	BRACKET, LADDER SUPPORT, GROUP Consisting of :—				2	—	C	44/101
	5cZ6681	Packing , 2.1" x 2" x 1/8"				2	Sorbo Rubber		
	5aZ6681	Plate , support				1	S3		
	5bZ6681	Stiffener				1	S3		
	Aviation Development								
28FP/4	A407/HTS	Pin , quick release				1	—	C	
28N/5679	AGS607/C	Plate , link				1	—	C	
28M/10288	AGS2001/C/1	Nut , stiff, 2 BA				2	—	C	
28Q/6638	AGS227/404	Rivet , snap hd, 3/8" dia. x 1/4"				6	—	C	
28W/12252	SP13/C	Washer , 2 BA				2	—	C	

FUSELAGE
REAR PORTION

Ref. No.	Part No.	Description				No. off	Matl. Spec.	Cl. of St.	Plate and Illust'n No.
		1	2	3	4			M.R.	
		STRUCTURE, FUSELAGE REAR PORTION, FORMER 31 TO FORMER 44 FRONT PORTION, GROUP (1D8674) (Cont'd)							
		STRUCTURE, FORWARD CAMERA INSTALLATION (D9185) Consisting of:—							
	5D9338	Angle, port	1	L72		
	6D9338	Angle, starboard	1	L72		
	9D9338	Angle	2	L72		
	10D9185	Angle, attachment	1	L72		
	11D9185	Angle, attachment	1	L72		
	12D9185	Angle, attachment	1	L72		
	13D9185	Angle, attachment	1	L72		
28D/12512	A25/1C	Bolt, 2 BA	24	—	C	
4901	16Z6828	Bolt, special...	4	—	C	44/102
6384	30D9185	Bracket, hinge	4	L72	C	44/103
	20D9144	Bracket, stiffening	2	S3		44/104
	21D9144	Bracket, stiffening	2	S3		44/105
6386	18D9144	Bracket, support	1	L72	C	44/106
6387	19D9144	Bracket, support	1	L72	C	44/107
6385	31D9185	Bracket, hinge	4	L72	C	44/108
6388	14D9185	Bracket, attachment	1	L72	C	44/109
6389	15D9185	Bracket, attachment	1	L72	C	44/110
5514	1D9194	BULKHEAD, GROUP				1	—	B	44/111
5515	28D9185	Channel, stiffening	4	L72	C	
5516	7D9338	Channel, port	1	L72	C	
5517	8D9338	Channel, starboard	1	L72	C	
5518	1D9338	Intercostal, port	1	L72	C	
5519	2D9338	Intercostal, starboard	1	L72	C	
	3D9185	MEMBER, DOOR FRAME, SIDE, GROUP				1	—		44/112
	4D9185	MEMBER, DOOR FRAME, SIDE, GROUP				1	—		44/113
28M/11957	AGS2007/C/1	Nut, stiff, anchor 2 BA	4	—	C	
28M/10288	AGS2001/C/1	Nut, stiff, 2 BA	24	—	C	
28M/10290	AGS2001/E/1	Nut, stiff, 1/4" BSF	4	—	C	
	19D9185	Packing	2	L72		
	20D9185	Packing	2	L72		
	26D9185	Packing, taper	1	L72		
	25D9185	Packing	2	L72		
6390	3D9338	Plate, cover, port	1	L72	C	
6391	4D9338	Plate, cover, starboard	1	L72	C	
	8D9185	Rail, side, starboard (Reynolds Sect No. A613)	1	—		44/114
	7D9185	Rail, side, port (Reynolds Sect No. A613)	1	—		44/115
28Q/6638	AS2227/404	Rivet, snap hd, 1/8" dia. x 1/4"	234	—	C	
28Q/6639	AS2227/405	Rivet, mush.hd, 1/8" dia. x 5/16"	6	—	C	
28Q/10680	AS2230/403	Rivet, csk.hd, 120° 1/8" dia. x 3/16" long	7	—	C	

SHACKLETON Mk 2

FUSELAGE
REAR PORTION

Ref. No.	Part No.	Description				No. off	Matl. Spec.	Cl. of	Plate and Illust'n No.
		1	2	3	4			St. M.R.	
STRUCTURE, FORWARD, CAMERA INSTALLATION (D9185) (Cont'd)									
28Q/9277	AGS2050/429BS	Rivet, pop, domed hd	25	—	C	
28Q/9275	AGS2050/424BS	Rivet, pop, domed hd	8	—	C	
28D/6667	AS2227/406	Rivet, snap hd, 1/8" dia. x 3/8"	6	—	C	
28Q/7556	AS2227/604	Rivet, snap hd, 3/16" dia. x 1/4"	2	—	C	
28Q/10652	AS2228/405	Rivet, mush. hd, 1/8" dia. x 5/16"	32	—	C	
28Q/10566	AS2230/303	Rivet, csk. 120° 3/32" x 3/16"	8	—	C	
	22D9144	Seal	1	Rubber		44/116
5615	32D9185	Seal, (Made from 3/SS3853) x 31" long	2	—	C	44/117
	14D9144	Shim, laminated 3/64" thick 3" x 1.7"	2	Laminium		
	27D9185	Shim, laminated 3/64" thick 3" x 4"	2	Laminium		
6393	6D9185	Skin, top sealing, aft	1	L72	C	
6392	5D9185	Skin, top sealing, forward	1	L72	C	
	21D9185	Stringer	1	L72		
	23D9185	Stringer, port	1	L72		
	24D9185	Stringer, starboard	1	L72		
6394	2D9144	Strip, retaining	2	L72	C	
6395	4D9144	Strip, retaining	2	L72	C	
6396	17D9144	Strip, retaining	2	L72	C	
28W/12355	SP16/C	Washer, 2 BA	16	—	C	
28W/12252	SP13/C	Washer, 2 BA	4	—	C	
4044	203D8674	STRUCTURE, TAILWHEEL, BAY, GROUP				1	—	C	44/118
Spares for :—									
5463	1D9006	BEAM, CROSS, GROUP				2	—	C	
4167	1D9045	BEARING, FOR STRUT, GROUP...				1	—	C	44/183
5464	1D9096	MEMBER, SUPPORT, GROUP				1	—	C	
5465	2D9096	MEMBER, SUPPORT, GROUP				1	—	C	
5484	1D8958	MEMBER, SIDE, PORT, GROUP				1	—	C	
5466	2D8958	MEMBER, SIDE, STARBOARD, GROUP				1	—	C	
6397	3K2713	Plate, attachment	2	DTD364A	C	
	166D8674	Plate, gusset	2	L72		
	167D8674	Plate, gusset	2	L72		
WINDOW, BETWEEN FORMERS 39 AND 40 STARBOARD, GROUP (D6816)									
Consisting of:—									
28D8476	AS1885/5B	Bolt, 4 BA mush. hd	16	—	C	
13111	22D1786	Frame, window	1	DTD59A	C	44/119
28M/10287	AGS2001/B/1	Nut, 4 BA	16	—	C	
13060	32D1768	Packing	2	Rubber	C	44/120
28Q/10413	AS2230/405	Rivet, 1/8" x 5/16"	12	—	C	
3663	4D6816	Seal, window	1	L72	C	44/121
1327	12D1768	Window, perspex	1	DTD39A	C	44/122

FUSELAGE
REAR PORTION

Ref. No.	Part No.	Description				No. off	Matl. Spec.	Cl. of St.	Plate and Illust'n No.
		1	2	3	4			M.R.	
4002	—	STRUCTURE, TAIL, AFT OF FORMER No. 44 (60D8674) GROUP				1		A	44/132
		Spares for:— (Note: The following fixed fittings are supplied additional to Part No. 60D8674) Consisting of:—							
6367	3T3479	Angle	1	L72	C	
	20Z6822	Bracket	1	L72		
	3Z5653	Bracket, for sunblind	3	—		
	2V5746	Bracket, mounting, cabin lamp	1	—		
6352	10Z6822	BRACKET, RAM, MOUNTING, GROUP				1	—	C	44/28
6353	11Z6822	BRACKET, RAM, MOUNTING, GROUP				1	—	C	44/29
	15Z6822	Bracket, stop camera housing rear, star-board				1	—		
	16Z6822	Bracket, stop camera housing rear, port				1	—		
	4Z6822	Bracket, support, astro compass port ...				1	—		
	5Z6822	Bracket, support, astro compass star-board				1	—		
4309	1Z6828	DOOR, CAMERA, REAR, PORT, GROUP				1	—	A	44/124
4310	2Z6828	DOOR, CAMERA, REAR, STARBOARD, GROUP				1	—	A	44/125
	248	Fastener, dot				13	—		
5620	2T3479	Plate, mounting, Elsan position				1	—		
5387	19Z6822	Plate, stiffening				1	L72	C	
	6Z6822	Plate, support				1	—	C	
	27Z6822	Strap, leather, long				2	—		
4368	2D9165	DOOR, HINGED, ACCESS CAMERA, REAR, PORT, GROUP				1	—	A	44/126
		Spares for:—							
13284	2SS3441	Fastener, dot				12	—	C	
	9D9164	Hinge (AS1880/31¼")				1	—		
4365	1D9148	LOCK, FOR CAMERA ACCESS DOOR, GROUP				1	—	C	44/35
		Consisting of:—							
	3D9148	Casing, lock				1	L72		
	3D7116	PLUNGER, GROUP				1	—		44/36
		Consisting of:—							
	4D7083	Diaphragm				1	L72		
	5D7083	Plunger				1	—		
28Q/6829	AS2227/308	Rivet, snap hd, 3/32" dia. x 1/2"				1	—	C	
	7W824	Spring				1	DTD215/239		
	6D7083	Stop, hinge				1	S1		
28Q/6638	AS2227/404	Rivet, snap hd, 1/8" dia. x 1/4" long ...				4	—	C	

SHACKLETON Mk. 2

**FUSELAGE
REAR PORTION**

Ref. No.	Part No.	Description				No. off	Matl. Spec.	Cl. of St.	Plate and Illust'n No.
		1	2	3	4			M.R.	
		STRUCTURE, TAIL, AFT OF FORMER No. 44 (60D8674) (Cont'd)							
4369	2D9164	DOOR, HINGED ACCESS CAMERA REAR STARBOARD, GROUP				1	—	C	44/127
		Spares for :—							
13284	2SS3441	Fastener, Dot				12	—	C	
	9D9164	Hinge (AS1880/31¼")				1	—		
4146	1D8681	FAIRING, REAR, GROUP				1	—	A	44/128
		Spares for :—							
7275	2D8962	Fairing, bottom, pressing, perspex				1	DTD339	C	
11940	1D8962	Fairing, top, pressing, perspex				1	DTD339	C	
11942	13D8681	LAMP, NAVIGATION, GROUP				1	—	C	
		(See Electrics)							
	24D8681	Washer				4	Rubber L72		44/129
	25D8681	Washer				4			44/130
6401	1D8680	FORMER, No. 44, REAR PORTION, GROUP				1	—	C	44/131
5467	1D8675	FORMER No. 45, GROUP				1	—	C	44/132
5468	1D8676	FORMER No. 46, GROUP				1	—	C	44/133
5469	1D8677	FORMER No. 47, GROUP				1	—	C	44/134
	—	FORMER, No. 48, GROUP (1D8678)							44/135
		Spares for :—							
6403	3D8678	Former, half, port				1	L72	C	
6402	2D8678	Former, half, starboard				1	L72	C	
		MOUNTING CABIN LIGHT ABOVE CAMERA (V5746)							
		(See electrical installation)							

FUSELAGE
REAR PORTION

Ref. No.	Part No.	Description				No. off	Matl. Spec.	Cl. of St.	Plate and Illust'n No.
		1	2	3	4			M.R.	
STRUCTURE, TAIL, AFT OF FORMER No. 44 (60D8674) (Cont'd)									
STRUCTURE, REAR CAMERA INSTALLATION (D9144)									
Consisting of:—									
28D/9436920	A25/1C	Bolt, 2 BA	24	—	C	
28D/12531	A25/3C	Bolt, 2 BA	16	—	C	
4901	16Z6828	Bolt, special...	4	HTS	C	44/136
6404	25D9144	Bracket, hinge	4	L72	C	44/137
6405	26D9144	Bracket, hinge	4	L72	C	
11922	20D9144	Bracket, stiffening	2	S3	C	44/104
11923	21D9144	Bracket, stiffening	2	S3	C	44/105
6396	17D9144	Bracket, support	1	L72	C	
6386	18D9144	Bracket, support	1	L72	C	44/106
6387	19D9144	Bracket, support	1	L72	C	44/107
6406	1D9145	BULKHEAD, REAR, GROUP				1	—	C	44/138
6407	16D9144	Channel, stiffening	2	L72	C	
6408	24D9144	Channel, stiffening	2	L72	C	
6409	1D9146	MEMBER, SIDE, DOOR, PORT, GROUP				1	—	C	44/139
6410	2D9146	MEMBER, SIDE, DOOR, STARBOARD, GROUP				1	—	C	44/140
28M/10288	AGS2001/C/1	Nut, 2 BA	40	—	C	
28M/10290	AGS2001/E/1	Nut, 1/4" BSF	4	—	C	
11957	13D9144	Packing	2	L72	C	
11958	23D9144	Packing	4	L72	C	
6411	12D9144	Panel, sealing, aft	1	L72	C	
6412	11D9144	Panel, sealing, front	1	L72	C	
7842	9D9144	Rail, side, port (Reynolds Sec. No. A613)	1	—	C	44/141
7843	10D9144	Rail, side, starboard (Reynolds Sec. No. A613)	1	—	C	44/142
28Q/6638	AS2227/404	Rivet, snap hd, 1/8" dia.	185	—	C	
28Q/10566	AS2230/303	Rivet, csk. hd, 120° 3/32" dia. x 3/16" long...	4	—	C	
28Q/10412	AS2230/404	Rivet, csk. hd, 120° 1/8" dia. x 1/4" long	1	—	C	
28Q/9277	AGS2050/429BS	Rivet, pop, domed hd	25	—	C	
28Q/9275	AGS2050/424BS	Rivet, pop, domed hd, 1/8" dia. x .24" long	8	—	C	
28Q/6639	AS2228/405	Rivet, mush. hd, 1/8" dia.	34	—	C	
6868	8D9144	Seal (Made from 1SS3853 2'-8" long)	2	—	C	44/143
11931	22D9144	Seal	1	Rubber	C	44/116
11932	14D9144	Shim, laminated	2	Laminium	C	
11959	15D9144	Shim, laminated	2	Laminium	C	
6395	4D9144	Strip, retaining, aft	1	L72	C	
6394	2D9144	Strip, retaining, forward	2	L72	C	
6413	6D9144	Strip, retaining	1	L72	C	
6414	7D9144	Strip, retaining	1	L72	C	
28W/9419404	SP16/C	Washer	16	—	C	
28W/9419402	SP13/C	Washer	24	—	C	
28W/9418921	SP13/E	Washer	4	—	C	

SHACKLETON Mk. 2

FUSELAGE
REAR PORTION

Ref. No.	Part No.	Description				No. off	Matl. Spec.	Cl. of St.	Plate and Illust'n No.
		1	2	3	4			M.R.	
		SUNBLIND AT PHOTOGRAPHERS POSITION (Z6608) (See Equipment Aircraft—Black-out Curtains and Sunblinds)							
		TAILWHEEL, RETRACTABLE (K2709) (PRE-MOD. 719)							
		TAILWHEEL, RETRACTABLE (17K2709) (MOD. 719)							
4450	7K2709	Spares for :— BOLT, SPECIAL FOR PIN AT TAILWHEEL STRUT, GROUP				1	—	C	44/144
		Consisting of :—							
	7aK2709	Bolt , $\frac{3}{4}$ " BSF				1	—		
28N/9796	SP21	Nipple , lubricating				1	—	C	
4778	15K2709	Bolt , for tailwheel, strut				2	—	C	
	8K2709	Bolt , for pin, at tail-wheel strut				1	HTS		44/145
5128	1K2722	BUFFER, FOR TAILWHEEL GROUP				1	—	C	
		Consisting of :—							
28D/12512	A25/1C	Bolt , hex. hd. 2BA x .55" long				2	—	C	
28D/9345	AS1248/6C	Bolt , mush hd. 2 BA x 1" long				2	—	C	
28D/8343	AS1248/4C	Bolt , mush hd. 2 BA x .8" long				1	—	C	
28D/9588	AS1248/3C	Bolt , mush hd. 2 BA x .7" long				2	—	C	
	4K2722	Bracket				1	BSS972/B		
	5K2722	Clip				1	L72		
5440	2K2722	Lining 4" x 2" x $\frac{9}{16}$ "				1	Rubber	C	
28M/10288	AGS2001/C1	Nut , stiff, 2 BA				6	—	C	
28M/10328	AGS2002/C1	Nut , stiff, 2 BA				1	—	C	
28W/12245	SP10C	Washer , spring, 2 BA				7	—	C	
4813	10K2709	Channel , re-inforcing, on jack support stay				2	L72	C	44/146
	Dunlop								
27A/2654	KKEN/14N	Cover , tailwheel				2	—	A	
	Dunlop								
27A/2654	DR2565	Cover , tailwheel (Alternative)				2	—	A	
5471	1K2723	DOOR STOP, FOR TAILWHEEL DOOR GROUP				1	—	C	
27Q/990	Dowty C4934Y	JACK, TAILWHEEL, GROUP (Pre Mod 404)				1	—	A	
27Q/	A9004Y	JACK, TAILWHEEL, GROUP (MOD. 649)				1	—	C	44/147
4151	1K2713	LEVER, MOUNTING FOR OPERATING TAILWHEEL DOOR, PORT, GROUP				1	—	C	44/148
4152	2K2713	LEVER, MOUNTING, FOR OPERATING TAILWHEEL, DOOR, STARBOARD, GROUP				1	—	C	44/149
4154	5K2713	Spares for :—				1	S21 or S1	C	44/150
5096	14K2713	Bolt , special, housing attachment				1	S11	C	
	7K2713	Fork , lever mounting				1	—		
		LEVER, HOUSING, PORT, GROUP				1	—		
		Consisting of :—							
27S/303	Hoffman T13	Bearing , ball				1	—	B	44/151
	7aK2713	Lever				1	DTD683		

FUSELAGE
REAR PORTION

Ref. No.	Part No.	Description				No. off	Matl. Spec.	Cl. of St.	Plate and Illust'n No.
		1	2	3	4			M.R.	
		LEVER, MOUNTING, FOR OPERATING TAILWHEEL DOOR, PORT & STARBOARD GROUP (1 & 2K2713) (Cont'd)							
	8K2713	LEVER, HOUSING, STARBOARD, GROUP				1	—		44/152
27S/303	Hoffman T13 8aK2713	Consisting of:— Bearing, ball 1 Lever 1				1 1	— DTD683	B	
4147	1K2710	LINK, OPERATING DOOR, GROUP (Pre Mod. 521)				2	—	C	44/153
4148	2K2710	Consisting of:— END, ADJUSTABLE, GROUP ...				1	—	C	44/154
27S/132	Hoffman CS1 2aK2710	Consisting of:— Bearing, ball 1 Housing 1				1 1	— DTD363A/ 364A	B	
5074 28L/13028 28Q/9233	4K2710 A27/JT AGS2050/636BH	Link, connecting 1 Nut, 3/8" BSF, thin 1 Rivet, pop 3/16" dia. 4				1 1 4	S21 or S1 — —	C C C	44/155
27S/140	6K2710 Hoffman CA1 6aK2710	SOCKET, GROUP 1 Consisting of:— Bearing, ball 1 Housing 1				1 1 1	— — DTD363A/ 364A	B	44/156
4149	1K2711	LINK, CONNECTING, LEVER, GROUP				2	—	C	44/157
27S/140	4K2711 Hoffman CA1 4aK2711	Consisting of:— END, FIXED, GROUP 1 Consisting of:— Bearing, ball 1 Housing 1				1 1 1 1	— — — DTD363A/ 364A	B	44/158
4150 27S/140	5K2711 Hoffman CA1 5aK2711	END, ADJUSTABLE, GROUP 1 Consisting of:— Bearing, ball 1 Socket 1				1 1 1	— — DTD363A/ 364A	C B	44/159
28L/13028 28Q/9233 5073	A27/JT AGS2050/636BH 3K2711 2K2711	Nut, 3/8" BSF 1 Rivet, pop 3/16" dia. 8 Socket, 1" dia. x 2 1/2" long 1 Tube, 3/4" o/d x 21" long 1				1 8 1 1	— — DTD363A/ 364A DTD563 or T45	C C C	44/160

SHACKLETON Mk 2

FUSELAGE
REAR PORTION

Ref. No.	Part No.	Description				No. off	Matl. Spec.	Cl. of	Plate and Illust'n No.
		1	2	3	4			St. M.R.	
		TAILWHEEL, RETRACTABLE GROUP, (K2709) (Cont'd)							
5090	8K2710	LINK, OPERATING DOOR, GROUP (Mod. 521)				2	—	B	44/153
5091	7K2710	END, ADJUSTABLE, GROUP ... Consisting of:—				1	—	B	44/154
27S/132	Hoffman Cs1 7aK2710	Bearing, ball				1	—	B	
		Housing				1	DTD363A/ 364A		
28L/13028 28Q/9233	4K2710 A27/JT AGS2050/ 636BH	Link, connecting				1	S21 or S1		44/155
		Nut, $\frac{3}{8}$" BSF, thin				1	—	C	
		Rivet, pop, $\frac{3}{16}$" dia.				4	—	C	
	6K2710	SOCKET, GROUP				1	—		44/156
		Consisting of:							
27S/140	Hoffman CA1 6aK2710	Bearing, ball				1	—	B	
		Housing				1	DTD 363A/ 364A		
4448	5K2709	PIN, FOR MOUNTING JACK, GROUP				1	—	C	44/161
		Consisting of:—							
28N/9796	SP21 5aK2709	Nipple, lubricating				1	—	C	
		Pin, 1" dia.				1	S11		
4449	6K2709	Pin, for tailwheel strut				1	S11	C	44/162
4743	1D9234	STAY, JACK SUPPORT, GROUP ...				1	—	C	44/163
4776	13K2709	STRUT, FOR LEVER MOUNTING, GROUP				1	T45	C	44/164
4777	14K2709	STRUT, FOR LEVER MOUNTING, GROUP				1	T45	C	44/184
		UNDERCARRIAGE TAIL ASSEMBLY (See Page 1029)							
4268	K2712	UP-LOCK, TAILWHEEL, GROUP							
		Sp ares or:—							
4272	17K2712	Bracket, support				1	L72	C	44/165
4273	18K2712	Bracket, support				1	L72	C	44/166
4270	14K2712	Bush				2	BSS639	C	44/167
	10K2712	Locknut, $\frac{5}{16}$" BSF LH				4	—		44/168
52 08	9K2712	Locknut, $\frac{5}{16}$" BSF RH				4	—	C	44/169
28 N/9796	AGS554	Nipple, grease				2	—	C	44/170
4271	15K2712	Nut, special				2	S1	C	44/171
4269	11K2712	Pin, latch				1	—	C	44/172
5209	12K2712	Screw, adjusting				2	S1	C	44/173
5210	13K2712	Screw, adjusting				2	S1	C	44/174
5207	6K2712	Screw, adjusting				4	S1	C	44/175
5C/4098	—	Switch, micro				1	—	A	44/176
5206	3K2712	Turnbuckle				4	S1	C	44/177
5034	16K2712	Washer, locking				2	L72	C	44/178
5092	12K2709	Washer, special for tailwheel door operating link				4	L72	C	

PAGE 543 to 550 NOT ISSUED

1950

SHACKLETON Mk. 2

FUSELAGE
REAR PORTION

Ref. No.	Part No.	Description				No. off	Matl. Spec.	Cl. of St.	Plate and Illust'n No.
		1	2	3	4			M.R.	
COMPLEMENTARY ITEMS									
ATTACHMENT FITTINGS, FUSELAGE REAR CENTRE PORTION, TO FUSELAGE REAR PORTION, AT TRANSPORT JOINT AT FORMER 31 (10A3057)									
Consisting of:—									
13118	26D1629					78	S2	C	1/17
13296	30D1629					40	S2	C	
28D/1011030	A25/2E					6	—	C	
28D/1008151	A25/4E					120	—	C	
28D/1011242	A26/7E					2	—	C	
28M/10290	AGS2001/E/1					240	—	C	
28W/3072	AGS160/D					240	—	C	
ATTACHMENT FITTINGS, STRUCTURE AT FORMER 44 (D8674)									
Consisting of:—									
28D/9133011	A25/2C					96	—	C	1/18
28M/10288	AGS2001/C/1					96	—	C	
28W/9419402	SP13/C					96	—	C	
ATTACHMENT FITTINGS, TAILPLANE TO FUSELAGE (17G2801)									
Consisting of:—									
751	2G1792					2	S1	C	1/20
2360	14G2801					2	S1	C	
1259	6G2801					4	S28 or DTD331	C	1/22
28D/9436920	A25/1C					6	—	C	
2361	15G2801					2	S1	C	1/23
28M/7968	A16Y/US					2	—	C	
28M/7161	A16Y/SS					2	—	C	1/24
1481	7G2801					4	S11	C	
28M 10291	AGS2001/G/1					6	—	C	
28P/5046	AGS784/22					2	—	C	
28P/5052	AGS784/30					4	—	C	
2475	8G2801					1	DTD171-166	C	
1480	9G2801					1	DTD171-166	C	
1476	10G2801					1	DTD171-166	C	
1477	11G2801					1	DTD171-166	C	
1478	12G2801					1	DTD171-166	C	
1479	13G2801					1	DTD171-166	C	
TUBE, TORQUE FOR ELEVATOR (4G2899)									
Consisting of:—									
1501	3G2899					8	S94, S95 or S96	C	1/25
28D/9138768	A25/1C					1	—	C	
	4G1133					8	DTD817A	C	1/26
	3SS1977					1	—	C	
	SS1976					1	—	C	
28M/10288	AGS2001/C/1					1	—	C	

SHACKLETON Mk. 2

Page 552

**FUSELAGE
REAR PORTION**

Ref. No.	Part No.	Description				No. off	Matl. Spec.	Cl. of	Plate and Illust'n No.
		1	2	3	4			St. M.R.	
		TUBE, TORQUE FOR ELEVATOR (4G2899) (Cont'd)							
28M/1011476 28P/1007741	A27/JS SP9/C8 1G2975					8	—	C	
						8	—	C	
						1	—		1/27
	55G2975					1	—		1/27
1611 7251	6G2930 3G1133					4	S96	C	1/28
						2	L40	C	1/29
2356	4G2898					1	—	C	1/30
1612	4bG2898					1	S2 or S11	C	1/31
14190	51G2950					1	—	C	
28W/9419477 28W/9419489	SP15/J SP16/J					8	—	C	
						8	—	C	
13196 3664	10G1044 16G2081					2	S1	C	1/32
						2	S1	C	1/33
		ATTACHMENT FITTINGS, FAIRINGS, PANELS, ETC., TAILPLANE TO FUSELAGE ATTACHMENT (See Drg. No. C2350)							
		Consisting of :—							
		ANGLE, ATTACHMENT, NOSE TAIL PLANE TO FUSELAGE, PORT AND STARBOARD (1 & 2G2804)							
		Consisting of :—							
1551	3G2804					1	L17	C	1/34
1552	4G2804					1	L17	C	1/35
13896	2SS2590					13	S1	C	
13989	26SS2590					12	S1	C	
13085	3SS2590					4	S1	C	
28M/10288	AGS2001/C/1					15	—	C	
13005	8SS3158					1	—	C	
32C/413	—					2	—	C	
32C/473	—					1	—	C	
32C/413	—					1	—	C	
28W/3071	AGS160/C					13	—	C	
		PANELS, REMOVABLE, TAILPLANE TO FUSELAGE, PORT AND STARBOARD (1 & 2D6906)							
		Consisting of :—							
13989	26SS2590					135	S1	C	
28D/9142406	AS1248/3C					4	—	C	
28D/1007981	AS1248/1/2C					5	—	C	
1261	5D6906					1	DTD610	C	1/36
1263	6D6906					1	DTD610	C	1/37
1260	3D6906					1	DTD610	C	1/38
1262	4D6906					1	DTD610	C	1/39

FUSELAGE
REAR PORTION

Ref. No.	Part No.	Description				No. off	Matl. Spec.	Cl. of St.	Plate and Illust'n No.
		1	2	3	4			M.R.	
SUMMARY OF STOCK ITEMS									
28D/12512	A25/1C	Bolt , hex. hd, 2 BA 0.1" plain x 0.55" long ...				90	—	C	
28D/12513	A25/2C	Bolt , hex. hd, 2 BA 0.2" plain x 0.65" long ...				140	—	C	
28D/12531	A25/3C	Bolt , hex. hd, 2 BA 0.3" plain x 0.75" long ...				12	—	C	
28D/12432	A25/4C	Bolt , hex. hd, 2 BA 0.4" plain x 0.85" long ...				10	—	C	
28D/12566	A25/6C	Bolt , hex. hd, 2 BA 0.6" plain x 1.05" long ...				12	—	C	
28D/13112	A30/2E	Bolt , hex. hd, 1/4" BSF 0.2" plain x 0.70" long ...				12	—	C	
28D/13853	A30/4E	Bolt , hex. hd, 1/4" BSF 0.4" plain x 0.90" long ...				16	—	C	
28D/13100	A30/5E	Bolt , hex. hd, 1/4" BSF 0.5" plain x 1.00" long ...				16	—	C	
28D/13262	A30/6E	Bolt , hex. hd, 1/4" BSF 0.6" plain x 1.1" long ...				12	—	C	
28D/	A30/9E	Bolt , hex. hd, 1/4" BSF 0.9" plain x 1.4" long ...				10	—	C	
28D/14010	A30/10E	Bolt , hex. hd, 1/2" BSF 1.0" plain x 1.5" long ...				18	—	C	
28D/13474	A30/12E	Bolt , hex. hd, 1/4" BSF 1.2" plain x 1.7" long ...				20	—	C	
28D/13263	A30/10G	Bolt , hex. hd, 5/16" BSF 1.0" plain x 1.55" long...				10	—	C	
28D/14011	A30/13G	Bolt , hex. hd, 5/16" BSF 1.3" plain x 1.85" long...				10	—	C	
28D/14012	A30/17G	Bolt , hex. hd, 5/16" BSF 1.7" plain x 2.25" long...				8	—	C	
28D/14013	A30/20G	Bolt , hex. hd, 5/16" BSF 2.0" plain x 2.55" long...				8	—	C	
28D/8307	A1242/2C	Bolt , csk. hd, 2 BA 0.2" plain x 0.6" long ...				24	—	C	
28D/9353	A1248/1/2C	Bolt , mush. hd, 2 BA .05" plain x 0.45" long ...				173	—	C	
28D/8341	AS1248/1C	Bolt , mush. hd, 2 BA 0.1" plain x 0.5" long ...				102	—	C	
28D/10472	AS1248/12C	Bolt , mush. hd, 2 BA 1.2" plain x 1.6" long ...				12	—	C	
28D/8338	AS1248/3B	Bolt , mush. hd, 4 BA 0.3" plain x 0.65" long ...				10	—	C	
28M/13534	A27/EC	Nut				112	—	C	
28M/13877	A27/GC	Nut				24	—	C	
28M/12929	A27/CP	Nut , castellated RH thread 2 BA				40	—	C	
28M/10286	AGS2001/A/1	Nut , stiff hex. 6 BA				8	—	C	
28M/10287	AGS2001/B/1	Nut , stiff hex. 4 BA				18	—	C	

FUSELAGE
REAR PORTION

Ref. No.	Part No.	Description				No. off	Matl. Spec.	Cl. of St.	Plate and Illust'n No.
		1	2	3	4			M.R.	
SUMMARY OF STOCK ITEMS (Cont'd)									
28M/10288	AGS2001/C/1	Nut, stiff	hex. 2 BA	188	—	C
28M/10328	AGS2002/C/1	Nut, stiff	thin hex. 2 BA	6	—	C
28M/11957	AGS2007/C/1	Nut, stiff	double anchor csk. 2 BA	64	—	C
28M/9999	AGS2012/C/11	Nut, stiff	floating anchor thick 2 BA	56	—	C
28W/12245	SP10/C	Washer, spring	thin 2 BA	96	—	C
28W/12352	SP10/E	Washer, spring	thin 1/4" BSF	100	—	C
28W/12354	SP10/G	Washer, spring	thin 5/16" BSF	36	—	C
28W/12332	SP13/A	Washer, thin	6 BA	12	—	C
28W/12305	SP13/B	Washer, thin	4 BA	70	—	C
28W/12252	SP13/C	Washer, thin	2 BA	50	—	C



FORM 174-B
5-16-53

DATE: 12-1-53



This file was downloaded
from the RTFM Library.
Link: www.scottbouch.com/rtfm
Please see site for usage terms,
and more aircraft documents.

