

**CONTROLS
AILERON CONTROLS IN WING, PORT**

Ref. No.	Part No.	Description					No. off	Matl. Spec.	CJ. of St. M.R.	Plate and Illust'n No.
		1	2	3	4	5				
	E.A1.45.13	CONTROLS, AILERON, IN WING PORT, ASSEMBLY					—	—	—	
		Consisting of :—								
67	EEAS.13/1	Bolt , special, control tube connecting... ..					9	S11	C	
68	EEAS.14	Bush , bearing, aileron control tube connections					9	S11	C	
3572	E.A3.45.397	Control , tube, between fuselage and operating lever at rib 4, centre wing					1	—	C	
3573	E.A3.45.401	Control , tube, between operating lever on rib 4 and centre lever, centre wing					1	—	C	
3574	E.A3.45.405	Control , tube, from centre lever to lever between rib 2 and 2B, outer wing					1	—	C	
3576	E.A3.45.409	Control , tube, from lever between rib 2 and 2B to rib lever at rib 4, outer wing					1	—	C	
3571	E.A3.45.321	CONTROL, TUBE, FROM HINGE MOUNTING ON RIB 4 OUTER WING TO AILERON OPERATING LEVER, GROUP					1	—	B	
		Spares for :—								
494	E.A1.45.201	End , fork					1	—	C	
28L/13410	A.27/N.T.	Nut , $\frac{1}{8}$ " BSF thin					1	—	C	
3569	EEAS.63/E	Nut , special, control tube connecting bolt ...					9	S96	C	
3570	EEAS.127	Piece , distance, control tube connection ...					9	S96	C	
28P/12462	SP9/C8	Pin , split, $\frac{1}{16}$ " dia. x 1" long					9	N/C steel	C	

Pages 21 to 24 not issued



**CONTROLS
AILERON CONTROLS IN WING, STARBOARD**

Ref. No.	Part No.	Description					No. off	Matl. Spec.	Cl. of St.	Plate and Illust'n No.
		1	2	3	4	5			M.R.	
	E.A1.45.14	CONTROLS, AILERON, IN WING STARBOARD, ASSEMBLY					—	—	—	
		Consisting of :—								
67	EEAS.13/1	Bolt , special, control tube connecting... ..					9	S11	C	
68	EEAS.14	Bush , bearing, aileron control tube connections					9	S11	C	
3572	E.A3.45.397	Control , tube, between fuselage and operating lever at rib 4, centre wing					1	—	C	
3573	E.A3.45.401	Control , tube, between operating lever on rib 4, and centre lever, centre wing					1	—	C	
3574	E.A3.45.405	Control , tube, from centre lever to lever between rib 2 and 2B, outer wing					1	—	C	
3575	E.A3.45.410	Control , tube, from lever between rib 2 and 2B to lever at rib 4, outer wing					1	—	C	
3571	E.A3.45.321	CONTROL, TUBE, FROM HINGE MOUNTING ON RIB 4, OUTER WING, TO AILERON OPERATING LEVER, GROUP					1	—	B	
		Spares for :—								
494	E.A1.45.201	End, fork					1	—	C	
28L/13410	A.27/NT	Nut , 1/8" BSF, thin					1	—	C	
3569	EEAS.63/E	Nut , special, control tube connecting bolt ...					9	S96	C	
3570	EEAS.127	Piece , distance, control tube connection ...					9	S96	C	
28P/12462	SP9/C8	Pin , split, 3/16" dia x 1" long					9	N/C Steel	C	

Pages 27 to 32 not issued



CANBERRA P.R. MK.3

CONTROLS
ENGINE CONTROLS IN FUSELAGE BETWEEN FRAMES 3 AND 10

Ref. No.	Part No.	Description					No. off	Matl. Spec.	Cl. of St.	Plate and Illust'n No.
		1	2	3	4	5			M.R.	
	E.A2.47.3	CONTROLS, ENGINE, IN FUSELAGE BETWEEN FRAMES 3 AND 10, ASSEMBLY					—	—	—	
		Spares for :—								
27K/589	TELEFLEX B.31132	Block , conduit clamping					20	—	C	
1900	E.A2.47.175	Clamp , control sealing, at pressure bulkhead					4	DTD.683	C	
	E.A2.47.265	CONTROLS, ENGINE, TELEFLEX, ASSEMBLY					—	—	—	
		Spares for :—								
	E.A2.47.15	CONTROL, ENGINE, FUEL SHUT-OFF COCK, PORT, GROUP					1	—	—	
		Consisting of :—								
27K/977	TELEFLEX C.17326/R/10	Cable , and rod, assembly					1	—	C	
	E.A2.47.203	Conduit } Cut from Teleflex				1	—	—		
	E.A2.47.205		Conduit } No. 3 Stores Ref.				1	—	—	
	E.A2.47.207			Conduit } 27K/550				1	—	—
27K/973	TELEFLEX B.33350	Connector , conduit					1	—	C	
27K/761	TELEFLEX B.19554	Connector , greased					1	—	C	
3496	E.A2.47.261	Fork end					1	—	C	
28L/12931	A27/ET	Locknut , 1/4" BSF, thin					2	—	C	
	TELEFLEX A14980	String , sealing (Make from Stores Ref. 32B/994)					2	—	—	
27K/	TELEFLEX C.24491	Slider , end. (For spares see A.P. 4515G Vol. 3)					1	—	—	
27K/560	TELEFLEX C.24416	Swivel , end					1	—	C	
	E.A2.47.19	CONTROL, ENGINE, FUEL SHUT-OFF COCK, STARBOARD, GROUP					1	—	—	
		Consisting of :—								
	TELEFLEX C.17326/R/9	Cable , and rod, assembly. (Make from Stores Ref. 27K/977)					1	—	—	
	E.A2.47.271	Conduit } Cut from Teleflex				1	—	—		
	E.A2.47.211		Conduit } No. 3 Stores Ref.				1	—	—	
	E.A2.47.217			Conduit } 27K/550				1	—	—
27K/973	TELEFLEX B.33350	Connector , conduit					1	—	C	
27K/761	TELEFLEX B.19554	Connector , greaser					1	—	C	
3496	E.A2.47.261	Fork end					1	—	C	
28L/12931	A27/ET	Locknut , 1/4" BSF, thin					2	—	C	

CONTROLS
ENGINE CONTROLS IN FUSELAGE BETWEEN FRAMES 3 AND 10

Ref. No.	Part No.						Description	No. off	Matl. Spec.	Cl. of	Place and Illust'n No.
		1	2	3	4	5				St. M.R.	
	TELEFLEX A.14980						String, sealing. (Make from Stores Ref. 32B/994)	2	—	—	
27K/	TELEFLEX C.24491						Slider, end. (For spares see A.P. 4515G Vol. 3)	1	—	—	
27K/560	TELEFLEX C.24416						Swivel, end	1	—	C	
	E.A2.47.17						CONTROL, ENGINE, THROTTLE, PORT, GROUP Consisting of :—	1	—	—	
	TELEFLEX C.17326/R/9						Cable, and rod, assembly. (Make from Stores Ref. 27K/977)	1	—	—	
	E.A2.47.267						Conduit } Cut from Teleflex Conduit } No. 3 Stores Ref. Conduit } 27K/550	1	—	—	
	E.A2.47.269							1	—	—	
	E.A2.47.209							1	—	—	
27K/973	TELEFLEX B.33350						Connector, conduit	1	—	C	
27K/761	TELEFLEX B.19554						Connector, greaser	1	—	C	
3496	E.A2.47.261						Fork end	1	—	C	
28L/12931	A27/ET						Locknut, 1/4" BSF, thin	2	—	C	
	TELEFLEX A.14980						String, sealing. (Make from Stores Ref. 32B/994)	2	—	—	
27K/	TELEFLEX C.24491						Slider, end. (For spares see A.P.4515G Vol. 3)	1	—	—	
27K/560	TELEFLEX C.24416						Swivel, end	1	—	C	
	E.A2.47.21						CONTROL, ENGINE, THROTTLE, STARBOARD, GROUP Consisting of :—	1	—	—	
	TELEFLEX C.17326/R/9						Cable, and rod, assembly. (Make from Stores Ref. 27K/977)	1	—	—	
	E.A2.47.213						Conduit } Cut from Teleflex Conduit } No. 3 Stores Ref. Conduit } 27K/550	1	—	—	
	E.A2.47.273							1	—	—	
	E.A2.47.275							1	—	—	
27K/973	TELEFLEX B.33350						Connector, conduit	1	—	C	
27K/761	TELEFLEX B.19554						Connector, greaser	1	—	C	
3496	E.A2.47.261						Fork end	1	—	C	
28L/12931	A27/ET						Locknut, 1/4" BSF, thin	2	—	C	
	TELEFLEX A.14980						String, sealing. (Make from Stores Ref. 32B/994)	2	—	—	
27K/	TELEFLEX C.24491						Slider, end. (For spares see A.P. 4515G Vol. 3)	1	—	—	
27K/560	TELEFLEX C.24416						Swivel, end	1	—	C	

CONTROLS
ENGINE CONTROLS IN FUSELAGE BETWEEN FRAMES 3 AND 10

Ref. No.	Part No.	Description						No. off	Matl. Spec.	Cl. of Equip.		Plate No.
		1	2	3	4	5	6			M.R.	L.M.	
	E.A1.47.127	MOUNTING, THROTTLE, BOX, GROUP						1	—	—		
		Spares for:—										
8549	E.A3.47.149	BOX, CONTROL, ENGINE, THROTTLE, GROUP (MOD. 450)						1	—	A/MR		C.1
		Spares for:—										
121	E.A1.47.173	Bush , tapped, shut-off cock, lever locking						1	DTD.126A	C		C.1
122	E.A1.47.293	Bush , tapped, throttle lever locking						1	DTD.126A	C		C.1
	E.A1.47.137	Casting , throttle box						1	Mag.Alloy	—		C.1
	E.A1.47.157	Knob , throttle lever locking						1	L.1 or L.40	—		C.1
6195	E.A1.47.159	Knob , shut-off cock, lever locking						1	L.1 or L.40	—		C.1
20124	E.A3.81.1971	Knob , throttle and shut-off cock, L.H. control lever (red)						1	—	C/MR		C.1
20125	E.A3.81.1972	Knob , throttle and shut-off cock, R.H. control lever (green)						1	—	C/MR		C.1
5085	AS.1908/B	Knob , throttle and shut-off cock, L.H. control lever (red)						1	—	C		C.1
	AS.1908/C	Knob , throttle and shut-off cock, R.H. control lever (green)						1	—	—		C.1
3371	E.A3.47.77	Lever , throttle control, L.H. complete						1	—	C		C.1
3372	E.A3.47.78	Lever , throttle control, R.H., complete						1	—	C		C.1
3373	E.A3.47.99	Lever , shut-off cock, control, L.H.						1	—	C		C.1
3374	E.A3.47.100	Lever , shut-off cock, control, R.H.						1	—	C		C.1
5618	E.A1.47.295	Pin , special, shut-off cock control lever clamp						1	L.40	C		C.1
6198	E.A1.47.297	Pin , special, throttle control lever clamp						1	L.40	C		C.1
3379	E.A3.47.87	Plate , reaction, between throttle controls						1	—	C		C.1
3380	E.A3.47.91	Plate , assembly, reaction, between shut-off cock control lever clamp						1	—	C		C.1
3381	E.A3.47.93	Plate , reaction, at outboard shut-off cock control						1	—	C		C.1
3382	E.A3.47.101	Plate , reaction, at outboard throttle control						1	—	C		C.1
25923	E.A1.47.303	Plate , guard						1	—	C		
3377	E.A3.47.85	Shim , throttle control, reaction plate, assembly ...						QR	Laminated Alum. Shim	C		C.1
3378	E.A3.47.103	Shim , shut-off cock, reaction plate, assembly ...						QR	Laminated Alum. Shim	C		C.1
5CW/6575	—	Switch , micro (Mod. 3562) (Pre-Mod. 4080)						1	—	B		
5CW/11254	—	Switch , micro, type 1.HY.1 (Mod. 4080)						1	—	B		
3375	E.A3.47.89	Washer , special friction, shut-off cock levers						2	Ferodo FF	C		C.1
3376	E.A3.47.81	Washer , special friction, throttle levers						2	Ferodo FF	C		C.1
27K/534	B.731A	Swivel , mounting block						4	—	C		C.1

Restricted

Ref. No	Part No.	1 2 3 4 5 6						No off	Matl. Spec.	Cl. of Equip.	Place No.
										M.R.	

Pages 37 to 44 not issued



CONTROLS
ENGINE CONTROLS IN FUSELAGE BETWEEN FRAMES 3 AND 10

Ref. No.	Part No.	Description 1 2 3 4 5 6	No. off	Matl. Spec.	Cl. of Equip.	Plate No.
					M.R. L.M.	
SUMMARY OF STANDARD ITEMS USED ON ENGINE CONTROLS IN FUSELAGE BETWEEN FRAMES 3 AND 10, ASSEMBLY						
28D/12528	A25/1B	Bolt, 4 BA, hex. head, "5 long ...			C	
28D/12511	A25/2B	Bolt, 4 BA, hex. head, "6 long ...			C	
28D/12565	A25/8B	Bolt, 4 BA, hex. head, 1"2 long ...			C	
28D/12513	A25/2C	Bolt, 2 BA, hex. head, "65 long ...			C	
28D/1200129	A25/4C	Bolt, 2 BA, hex. head, "85 long ...			C	
28D/12533	A25/5C	Bolt, 2 BA, hex. head, "95 long ...			C	
28D/12566	A25/6C	Bolt, 2 BA, hex. head, 1"05 long ...			C	
28D/12514	A25/7C	Bolt, 2 BA, hex. head, 1"15 long ...			C	
28D/12629	A25/8C	Bolt, 2 BA, hex. head, 1"25 long ...			C	
28D/12515	A25/10C	Bolt, 2 BA, hex. head, 1"55 long ...			C	
28D/9435710	A25/11C	Bolt, 2 BA, hex. head, 1"55 long ...			C	
28D/11255	AS.1246/2C	Bolt, 2 BA, round head, "6 long ...			C	
28N/5551	AGS.899/4	Collar, 1/2" i/d ...			C	
28M/13086	A27/BP	Nut, 4 BA, plain ...			C	
28M/12929	A27/CP	Nut, 2 BA, plain ...			C	
28M/13410	A27/NT	Nut, 1/2" BSF, thin ...			C	
28M/10288	AGS.2001/C/1	Nut, stiff, 2 BA ...			C	
28M/10287	AGS.2001/B/1	Nut, stiff, 4 BA ...			C	
28P/867	SP4/Y9D	Pin, shackle, 1/4" dia. x "65 long ...			C	
28P/9429528	SP9/C8	Pin, split, 1/8" dia. x 1" long ...			C	
28P/13744	SP9/K8	Pin, split, 1/8" dia. x 1" long ...			C	
28P/9429652	SP9/E10	Pin, split, 3/8" dia. x 1 1/4" long ...			C	
28P/13822	SP9/E14	Pin, split, 3/8" dia. x 1 1/4" long ...			C	
28S/2880	A32/C28	Screw, 2 BA, round head, 7/8" long ...			C	
28S/2892	A32/C40	Screw, 2 BA, round head, 1 1/4" long ...			C	
28S/6287	A32/B6	Screw, 4 BA, round head, 1/8" long ...			C	
28S/3426	A32/B8	Screw, 4 BA, round head, 1/4" long ...			C	
28S/2863	A32/B16	Screw, 4 BA, round head, 1/2" long ...			C	
28S/2791	A31/B32	Screw, 4 BA, cheese head, 1" long ...			C	
28S/2820	A33/C20	Screw, 2 BA, c'sk head, 3/8" long ...			C	
28S/2832	A33/C28	Screw, 2 BA, c'sk head, 7/8" long ...			C	
28S/2815	A33/B16	Screw, 4 BA, c'sk head, 1/2" long ...			C	
28S/14608	A46/Z10	Screw, 8 BA, round head, 1/8" long ...			C	
28W/3097	AGS.162/B	Washer, 4 BA, spring ...			C	
28W/9419474	SP15/B	Washer, 4 BA, plain ...			C	
28W/9419475	SP15/C	Washer, 2 BA, plain ...			C	
28W/9419479	SP15/N	Washer, 1/2" BSF, plain ...			C	

Restricted

Ref. No.	Part No.	Description	No. off	Matl. Spec.	Cl. of Equip.	Plate No.
					M.R. L.M.	
		1 2 3 4 5 6				

CONTROLS
ENGINE CONTROLS IN FUSELAGE BETWEEN FRAMES 10 AND 12A

Ref. No.	Part No	Description	No. off	Matl. Spec.	Cl. of Equip.		Plate No.
					M.R.	L.M.	
		1 2 3 4 5 6					
	E.A2.47.1	CONTROLS, ENGINE, IN FUSELAGE, BETWEEN FRAMES 10 AND 12A, ASSEMBLY ...	—	—	—		
		Consisting of:—					
1910	EEAS.12	Bolt, special, connecting	14	S.11	C		
1904	E.A2.47.245	LINK, CONTROL, STARBOARD, GROUP	2	—	B		
		Spares for:—					
	HOFFMANN						
28N/13510	CJ.0	Bearing, spherical	2	—	C		
28M/13121	A27/CS	Nut, 2 BA, slotted	14	—	C		
28P/6159	AGS.166/50	Pin, split	14	—	C		
1902	E.A2.47.73	Rod, control, throttle and shut-off cock, port and starboard	4	—	C		
1901	E.A2.47.79	Rod, control, throttle and shut-off cock, starboard	2	—	C		
1903	E.A2.47.243	Rod, control, throttle and shut-off cock, port	2	—	C		
28W/9419475	SP15/C	Washer, 2 BA, plain	14	—	C		
28W/9419404	SP16/C	Washer, 2 BA, plain	14	—	C		

Restricted

Ref. No.	Part No.	1 2 3 4 5 6	Description	No. off	Matl. Spec.	Cl. of Equip.	Plate No.
						M.R. L.M.	

CONTROLS
ENGINE CONTROLS IN FUSELAGE BETWEEN FRAMES 12A AND 17

Ref. No.	Part No	Description	No. off	Matl. Spec.	Cl. of Equip.	Plate No.
					M.R. L.M.	
		1 2 3 4 5 6				
	E.A2.47.5	CONTROLS, ENGINE, IN FUSELAGE, BETWEEN FRAMES 12A AND 17, ASSEMBLY ...	—	—	—	
		Spares for:—				
1910	EEAS.12	Bolt, special, connecting	18	S.11	C	
1916	E.A2.47.37	LEVERS, TRANSITION, PORT, GROUP	1	—	B	
		Spares for:—				
28N/13510	HOFFMANN CJ.0	Bearing, spherical	2	—	C	
	E.A3.47.151	END, EYE, ASSEMBLY	2	—	—	
		Spares for:—				
28N/13510	HOFFMANN CJ.0	Bearing, spherical	1	—	C	
1917	E.A1.47.533	End, eye	1	—	C	
1918	E.A2.47.38	LEVERS, TRANSITION, STARBOARD, GROUP	1	—	B	
		Spares for:—				
28N/13510	HOFFMANN CJ.0	Bearing, spherical	2	—	C	
	E.A3.47.151	END, EYE, ASSEMBLY	2	—	—	
		Spares for:—				
28N/13510	HOFFMANN CJ.0	Bearing, spherical	1	—	C	
1917	E.A1.47.533	End, eye	1	—	C	
	E.A2.47.9	RODS, CONTROL, AT FRAME 13, ASSEMBLY	—	—	—	
		Spares for:—				
1909	E.A2.47.171	Bolt, special, control lever mounting	2	S.11	C	
1910	EEAS.12	Bolt, special, control rod connecting	8	S.11	C	
1907	E.A2.47.199	Lever, assembly	2	—	C	
1908	E.A2.47.201	Lever, assembly	2	—	C	
1905	E.A2.47.189	Rod, control, throttle and shut-off cock, starboard	4	—	C	
1906	E.A2.47.191	Rod, control, throttle and shut-off cock, starboard	2	—	C	
1915	E.A2.47.67	Rod, control, throttle and shut-off cock, port	2	—	C	
1911	E.A2.47.69	Rod, control, throttle and shut-off cock, starboard (Pre-Mod. 2619)	2	—	C	
32396	E.B7.47.79	Rod, control, throttle and shut-off cock, starboard (Mod. 2619)	2	—	C	
1912	E.A2.47.75	Rod, control, throttle and shut-off cock, port and starboard (Pre-Mod. 2619)	6	—	C	
32397	E.B7.47.81	Rod, control, throttle and shut-off cock, port and starboard (Mod. 2619)	6	—	C	
1913	E.A2.47.77	Rod, control, throttle and shut-off cock, port and starboard	4	—	C	
1914	E.A2.47.83	Rod, control, throttle and shut-off cock, port	2	—	C	

**CONTROLS
ENGINE CONTROLS IN CENTRE FUSELAGE BETWEEN FRAMES 12A AND 17**

Ref. No.	Part No.						Description	No. off	Matl. Spec.	Ci. of St.	Plate and Illust'n No.
		1	2	3	4	5				M.R.	
SUMMARY OF STANDARD ITEMS USED ON ENGINE CONTROLS IN FUSELAGE, BETWEEN FRAMES 12A AND 17, ASSEMBLY											
28M/13121	A27/CS						Nut, 2 BA, slotted	C
28M/12930	A.27/ES						Nut, 1/4" BSF, slotted	C
28M/13123	A.27/JS						Nut, 3/8" BSF, slotted	C
28M/10288	AGS.2001/C/1						Nut, 2 BA, stiff	C
28P/12462	SP9/C8						Pin, split, 1/16" dia x 1" long	C
28W/12296	SP.15/C						Washer, 2 BA, plain	C
28W/12496	SP.15/E						Washer, 1/4" BSF, plain	C
28W/12355	SP.16/C						Washer, 2 BA, plain	C
28W/12297	SP.16/E						Washer, 1/4" BSF, plain	C

**CONTROLS
ENGINE CONTROLS IN WING, PORT**

Ref. No.	Part No	Description 1 2 3 4 5 6	No. off	Matl. Spec.	Cl. of Equip.	Plate No.
					M.R. L.M.	
	E.A3.47.21	CONTROLS, ENGINE, IN WING, PORT, ASSEMBLY Consisting of:—	—	—	—	
5009	E.A1.47.81	Block, split, sealing for controls of wing rib 1 ...	1	Red fibre	C	
220	EEAS.12/1	Bolt, special, connecting rod fork end ...	8	S.11	C	
1685	E.A3.47.23	Control, tube, from fuselage to intermediate lever (Pre-Mod. 2619) ...	2	—	C	
32388	E.A4.47.551	Control, tube, from fuselage to intermediate lever (Mod. 2619) ...	2	—	C	
1686	E.A3.47.25	Control, tube, from intermediate lever to engine control connecting lever ...	1	—	C	
1687	E.A3.47.29	Control, tube, from intermediate lever to engine control connecting lever ...	1	—	C	
1688	E.A3.47.31	Control, tube, engine shut-off cock ...	1	—	C	
1689	E.A3.47.33	Control, tube, engine throttle ...	1	—	C	
656	E.A1.47.15	LEVER, CONTROL, CONNECTING, INTERMEDIATE, GROUP ... Spares for: —	1	—	A	
28N/13510	HOFFMANN CJ.0	Bearing, spherical ...	4	—	B	
2A/9501177	SKEFKO EE.4	Bearing, throttle ...	1	—	B	
2A/9501178	SKEFKO EE.5	Bearing, shut-off cock ...	1	—	B	
	E.A1.47.67	Lever, control, shut-off cock ...	1	DTD.390	—	
	E.A1.47.69	Lever, control, throttle ...	1	DTD.390	—	
	E.A1.47.65	Washer, special, clamping ...	1	L.1	—	
658	E.A1.47.17	LEVER, CONTROL, THROTTLE VALVE AND SHUT- OFF COCK, GROUP ... Spares for:—	1	—	A	
28N/13510	HOFFMANN CJ.0	Bearing, spherical ...	4	—	B	
2A/9500415	HOFFMANN CS.5	Bearing, spherical ...	2	—	B	
2A/9500420	HOFFMANN T.21	Bearing, throttle ...	2	—	B	
	E.A1.47.21	Lever, control, throttle ...	1	DTD.390	—	
4142	E.A1.47.23	Lever, control, throttle ...	1	DTD.390	C	
	E.A1.47.25	Lever, control, shut-off cock ...	1	DTD.390	—	
	E.A1.47.27	Lever, control, shut-off cock ...	1	DTD.390	—	
1122	EEAS.63	Nut, special, 2 BA, thin, slotted ...	8	S.11	C	
7732	EEAS.28/3/00	Washer, special ...	QR	—	C	

Restricted

Ref. No.	Part No.	Description	No. off	Mati. Spec.	Cl. of Equip.	Plate No.
					M.R. L.M.	
		1 2 3 4 5 6				

Restricted

**CONTROLS
ENGINE CONTROLS IN WING, STARBOARD**

Ref. No.	Part No	Description 1 2 3 4 5 6	No. off	Matl. Spec.	Cl. of Equip.	Plate No.
					M.R. L.M.	
	E.A3.47.22	CONTROLS, ENGINE, IN WING, STARBOARD, ASSEMBLY	—	—	—	
		Consisting of:—				
5009	E.A1.47.81	Block, split, sealing, for controls at wing rib 1	1	Red fibre	C	
220	EEAS.12/1	Bolt, special, connecting rod fork end	8	S.11	C	
486	E.A1.47.9	Control, tube, from intermediate lever to engine control connecting lever	1	—	C	
1685	E.A3.47.23	Control, tube, from fuselage to intermediate lever (Pre-Mod. 2619)	2	—	C	
32388	E.A4.47.551	Control, tube, from fuselage to intermediate lever (Mod. 2619)	2	—	C	
1691	E.A3.47.27	Control tube, from intermediate lever to engine control connecting lever	1	—	C	
1690	E.A3.47.35	Control, tube, engine shut-off cock	1	—	C	
1395	E.A1.47.519	Control, tube, engine throttle	1	—	C	
657	E.A1.47.16	LEVER, CONTROL, CONNECTING, INTERMEDIATE, GROUP	1	—	A	
		Spares for:—				
28N/13510	HOFFMANN CJ.0	Bearing, spherical	4	—	A	
2A/9501177	SKEFKO EE.4	Bearing, throttle	1	—	B	
2A/9501178	SKEFKO EE.5	Bearing, shut-off cock	1	—	B	
	E.A1.47.68	Lever, control, shut-off cock	1	DTD.390	—	
	E.A1.47.70	Lever, control, throttle	1	DTD.390	—	
	E.A1.47.65	Washer, special, clamping	1	L.1	—	
659	E.A1.47.18	LEVER, CONTROL, THROTTLE VALVE AND SHUT-OFF COCK, GROUP	1	—	A	
		Spares for:—				
28N/13510	HOFFMANN CJ.0	Bearing, spherical	4	—	A	
2A/9500415	HOFFMANN CS.5	Bearing, shut-off cock	2	—	B	
2A/9500420	HOFFMANN T.21	Bearing, throttle	2	—	B	
	E.A1.47.21	Lever, control, throttle	1	DTD.390	—	
	E.A1.47.23	Lever, control, throttle	1	DTD.390	—	
	E.A1.47.25	Lever, control, shut-off cock	1	DTD.390	—	
	E.A1.47.27	Lever, control, shut-off cock	1	DTD.390	—	
1122	EEAS.63	Nut, special, 2 BA, thin, slotted	8	S.11	C	
7732	EEAS.28/3/DU	Washer, special	QR	—	C	

**CONTROLS
ENGINE CONTROLS IN WING, PORT AND STARBOARD CONTROLS**

Ref. No.	Part No.	Description					No. off	Matl. Spec.	Cj. of St.	Plate and Illust'n No.
		1	2	3	4	5			M.R.	
SUMMARY OF STOCK ITEMS USED ON ENGINE CONTROLS IN WING, PORT AND STARBOARD, ASSEMBLY										
28D/12511	A25/2B	Bolt , 4 BA, hex. head, .76 long			C
28D/12566	A25/6C	Bolt , 2 BA, hex. head, 1.05 long			C
28D/12519	A25/3E	Bolt , 1/4" BSF, hex. head, .78 long			C
28D/12520	A25/4E	Bolt , 1/4" BSF, hex. head, .79 long			C
28M/13121	A27/CS	Nut , 2 BA, slotted			C
28M/12930	A27/ES	Nut , 1/4" BSF, slotted			C
28M/10287	AGS2001/B/1	Nut , stiff 4 BA			C
28P/12465	SP9/G12	Pin , split, 1/8" dia. x 1 1/2" long			C
28P/12587	SP9/C4	Pin , split, 1/16" dia. x 1/2" long			C
28P/13294	SP28/H8	Pin , taper, 1/8" dia. x 1" long			C
28P/12465	SP9/G12	Pin , split, 1/8" dia. x 1 1/2" long			C
28P/12349	SP9/C5	Pin , split, 1/16" dia. x 5/8" long			C
28W/12306	SP15/B	Washer , 4 BA, plain			C
28W/12296	SP15/C	Washer , 2 BA, plain			C
28W/12496	SP15/E	Washer , 1/4" BSF, plain			C

Pages 59 to 66 not issued



**CONTROLS
FLAP OPERATING MECHANISM, PORT**

Ref. No.	Part No.						Description	No. off	Matl. Spec.	Cl. of St.	Plate and Illust'n No.
		1	2	3	4	5				M.R.	
	E.A1.20.701						FLAP OPERATING MECHANISM, PORT, ASSEMBLY	—	—	—	
							Spares for :—				
495	E.A1.20.711						Bracket, flap operating jack unit support ...	2	L40	C	
496	E.A1.20.885						Bracket, mounting, flap operating jack unit support	4	DTD.683	C	
6490	E.A1.20.3129						Bracket, Desynn transmitter flap indicator mounting, 20 SWG	1	DTD.610	C	
2036	E.A3.20.1011						LINK, CONNECTING, FLAP TO OPERATING MECHANISM, GROUP	4	—	B	
							Spares for :—				
500	E.A1.20.797						Plate, locking, 20 SWG	1	DTD.610	C	
501	E.A1.20.795						Screw, adjusting	1	S11	C	
502	E.A1.20.791						Washer, special	2	L40 or DTD.390	C	
503	E.A1.20.803						Pin, special, operating lever connecting ...	4	S11	C	
504	E.A1.20.683						Plate, removable cover, at rib 3A for assembly of flap jack unit, 18 SWG (Pre Mod. 738)	1	DTD.320	C	
5849	E.A3.20.2289						Plate, removable cover, at rib 3A for assembly of flap jack unit 18 SWG (Mod. 738)	1	DTD.610	C	
3499	E.A1.20.10777						Plate, removable cover, at rib 3 for assembly of flap jack unit, 18 SWG	1	DTD.610	C	
3500	E.A1.20.10778						Plate, removable cover, at rib 3 for assembly of flap jack unit, 18 SWG	1	DTD.610	C	
3497	E.A1.20.10779						Plate, removable cover, at ribs 3, 4 and 5 for assembly of flap jack unit, 18 SWG	2	DTD.610	C	
3498	E.A1.20.10780						Plate, removable cover, at ribs 3, 4 and 5, for assembly of flap jack unit, 18 SWG	1	DTD.610	C	

**CONTROLS
FLAP OPERATING MECHANISM, PORT**

Ref. No.	Part No.	Description					No. off	Matl. Spec.	Cl. of St.	Plate and Illust'n No.
		1	2	3	4	5			M.R.	
9878	E.A1.20.813	ROD, PUSH, OUTBOARD FLAP CONTROL BETWEEN HINGE AND OPERATING JACK, GROUP					1	—	B	
		Spares for :—								
507	E.A1.20.839	Bush , bearing					1	DTD.197	C	
6920	E.A1.20.827	End , rod, single socket					1	L40	C	
508	E.A1.20.825	Fitting , end, special					1	L40	C	
1096	EEAS.37/15A	Nipple , 4 BA					12	S11	C	
509	E.A1.20.805	Pin , special					1	S11	C	
510	E.A1.20.807	Plate , locking					1	DTD.610	C	
	EEAS.38/2A	Spoke , 4 BA (Make from Ref. 28R/6124) ...					6	S95	—	
549	EEAS.5	Washer , red fibre					1	BSS216	C	
9889	E.A1.20.815	ROD, PUSH, OUTBOARD FLAP CONTROL, BETWEEN HINGE AND OPERATING JACK, GROUP					1	—	B	
		Spares for this group are identical with those for group Pt. No. E.A1.20.813								
9891	E.A1.20.819	ROD, PUSH, INBOARD FLAP CONTROL, BETWEEN HINGE AND OPERATING JACK CONNECTING ARM, GROUP					1	—	B	
		Spares for this group are identical with those for group Pt. No. E.A1.20.813								
6491	E.A1.20.3133	ROD, CONNECTING, FLAP INDICATOR MECHANISM, GROUP					1	—	B	
		Consisting of :—								
28N/5549	AGS899/2	Collar					2	—	C	
7095	E.A1.20.881	Fitting , fork end, R.H.					1	—	M/C	
	E.A1.20.883	Fitting , fork end, L.H.					1	L1	—	
28P/830	SP4Y/B4	Pin , shackle, connecting					2	—	C	
7094	E.A1.20.3157	Rod , screwed					1	DTD.683	M/C	

Pages 69 to 78 not issued



**CONTROLS
FLAP OPERATING MECHANISM, STARBOARD**

Ref. No.	Part No.	1	2	3	4	5	Description	No. off	Matl. Spec.	Cl. of St.	Plate and Illust'n No.
										M.R.	
	E.A1.20.700						FLAP, OPERATING MECHANISM, STARBOARD, ASSEMBLY	—	—	—	
							Spares for :—				
495	E.A1.20.711						Bracket , flap operating jack unit support ...	2	—	C	
496	E.A1.20.885						Bracket , mounting, flap jack operating unit ...	2	—	C	
511	E.A1.20.887						Bracket , mounting, flap jack operating unit centre wing	2	DTD.683	C	
2036	E.A3.20.1011						LINK, CONNECTING, FLAP TO OPERATING MECHANISM, GROUP	4	—	B	
							Spares for :—				
500	E.A1.20.797						Plate , locking, 20 SWG	1	DTD.610	C	
501	E.A1.20.795						Screw , adjusting	1	S11	C	
502	E.A1.20.791						Washer , special	2	L40 or DTD.390	C	
503	E.A1.20.803						Pin , special, operating lever connecting ...	4	S11	C	
504	E.A1.20.683						Plate , removable cover, at rib 3A for assembly of flap jack unit, 18 SWG (Pre Mod. 738)	1	DTD.390	C	
5849	E.A3.20.2289						Plate , removable cover, at rib 3A for assembly of flap jack unit, 18 SWG (Mod. 738)	1	DTD.610	C	
3499	E.A1.20.10777						Plate , removable cover, at rib 3A for assembly of flap jack unit, 18 SWG	1	DTD.610	C	
3500	E.A1.20.10778						Plate , removable cover, at rib 3A for assembly of flap jack unit, 18 SWG	1	DTD.610	C	
3497	E.A1.20.10779						Plate , removable cover, at ribs 3, 4 and 5 for assembly of flap jack unit, 18 SWG	2	DTD.610	C	
3498	E.A1.20.10780						Plate , removable cover at ribs 3, 4 and 5 for assembly of flap jack unit, 18 SWG	1	DTD.610	C	
9890	E.A1.20.817						ROD, PUSH, OUTBOARD FLAP CONTROL BETWEEN FLAP HINGE AND OPERATING JACK, GROUP	1	—	C	
							Spares for :—				
507	E.A1.20.839						Bush , bearing	1	DTD.197	C	
6920	E.A1.20.827						End , rod, single socket	1	L40	C	
508	E.A1.20.825						Fitting , end, special	1	L40	C	

**CONTROLS
FLAP OPERATING MECHANISM, STARBOARD**

Ref. No.	Part No.						Description	No. off	Matl. Spec.	Cl. of St.	Plate and Illust'n No.
		1	2	3	4	5				M.R.	
1096	EEAS.37/15A						Nipple, 4 BA	12	S11	C	
509	E.A1.20.805						Pin, special	1	S11	C	
510	E.A1.20.807						Plate, locking	1	DTD.610	C	
	EEAS.38/2A						Spoke, 4 BA (Make from Ref. 28R/6124)	6	S95	—	
549	EEAS.5						Washer, red fibre	1	BSS216	C	
9892	E.A1.20.869						ROD, PUSH, INBOARD FLAP CONTROL BETWEEN HINGE AND OPERATING JACK CONNECTING ARM, GROUP	1	—	C	
							Spares for :—				
507	E.A1.20.839						Bush, rod end	1	DTD.197	C	
6920	E.A1.20.827						End rod, single socket	1	—	C	
508	E.A1.20.825						Fitting, special, fork end	1	L40	C	
1096	EEAS.37/15A						Nipple, 4 BA	12	S11	C	
509	E.A1.20.805						Pin, special, pivot	1	S11	C	
510	E.A1.20.807						Plate, locking	1	DTD.610	C	
	EEAS.38/2A						Spoke, 4 BA (Make from Ref. 28R/6124)	6	S95	—	
549	EEAS.5						Washer, red fibre	1	BSS216	C	
9893	E.A1.20.889						ROD, PUSH, INBOARD FLAP CENTRE WING, GROUP	1	—	C	
							Spares for this group are identical with those for group Pt. No. E.A1.20.869				
9894	E.A1.20.891						ROD, PUSH, OUTBOARD, FLAP, OUTER WING, GROUP	1	—	C	
							Spares for this group are identical with those for group Pt. No. E.A1.20.869				

Pages 81 to 90 not issued



CONTROLS
FLAP OPERATING MECHANISM, PORT AND STARBOARD

Ref. No.	Part No	Description	No. off	Matl. Spec.	Cl. of Equip.	Plate No.
					M.R. L.M.	
SUMMARY OF STOCK ITEMS USED ON FLAP OPERATING MECHANISM, PORT AND STARBOARD, ASSEMBLY						
28D/12528	A25/1B	Bolt, 4 BA, hex. head, "5 long				C
28D/12565	A25/8B	Bolt, 4 BA, hex. head, 1"2 long				C
28D/12817	A25/8G	Bolt, 7/8" BSF, hex. head, 1"35 long				C
28D/12818	A25/9G	Bolt, 7/8" BSF, hex. head, 1"45 long				C
28D/13047	A25/10G	Bolt, 7/8" BSF, hex. head, 1"55 long				C
28D/12718	A25/12J	Bolt, 3/8" BSF, hex. head, 1"85 long				C
28D/12521	A25/13J	Bolt, 3/8" BSF, hex. head, 1"95 long				C
28D/12522	A25/14J	Bolt, 3/8" BSF, hex. head, 2"05 long				C
28D/12837	A28/1C	Bolt, 2 BA, hex. head, "55 long				C
28D/13283	A28/2C	Bolt, 2 BA, hex. head, "65 long				C
28M/13124	A27/CT	Nut, 2 BA, plain				C
28M/13253	A27/CTL	Nut, 2 BA, thin, L.H. thread				C
28M/13123	A27/JS	Nut, 3/8" BSF, slotted				C
28M/10287	AGS.2001/B/1	Nut, stiff, 4 BA				C
28M/10281	AGS.2001/C/3	Nut, stiff, 2 BA				C
28N/9796	SP/21	Nipple, lubricating				C
28P/9429528	SP9/C8	Pin, split, 3/16" dia. x 1" long				C
28P/12647	SP9/G8	Pin, split, 1/8" dia. x 1" long				C
28P/850	SP4Y/C8	Pin, split, 1/8" dia. x 1" long				C
28S/3420	A33/B8	Screw, 4 BA, c'sk head, 1/4" long				C
28W/9419474	SP15/B	Washer, 4 BA, plain				C
28W/9419488	SP16/G	Washer, 5/16", thin				C
28W/9419404	SP16/C	Washer, 2 BA, plain				C
28W/9419489	SP16/J	Washer, 3/8" BSF, plain				C

Ref. No.	Part No	Description	No. off	Matl. Spec.	Cl. of Equip.	Plate No.
					M.R. L.M.	
		1 2 3 4 5 6				

**CONTROLS
FLYING CONTROLS, ASSEMBLY**

Ref. No.	Part No.	Description					No. off	Matl. Spec.	Cl. of St.	Plate and Illust'n No.
		1	2	3	4	5			M.R.	
	E.A2.45.1.	FLYING CONTROLS, ASSEMBLY					—	—	—	
		Consisting of :—								
67	EEAS.13/1	Bolt , special	10	S11	C	
68	EEAS.14	Bush , special	10	S11	C	
3569	EEAS.63/E	Nut , special, slotted	10	S96	C	
3570	EEAS.127	Piece , distance	10	S96	C	
28P/12462	SP9/C8	Pin , split, $\frac{1}{16}$ " dia x 1" long	10	—	C	
3586	E.A3.45.359	TUBE, CONTROL, AILERON, ELEVATOR, AND RUDDER, BETWEEN FRAMES 11 AND 15, GROUP					3	—	B	
		Spares for :—								
3226	EEAS.130	Fitting , end, c/w ball race	1	DTD.683	B	

CANBERRA P.R. MK.3

**CONTROLS
FLYING CONTROLS IN COCKPIT BETWEEN FRAMES 1 AND 14**

Ref. No.	Part No.	Description					No. off	Matl. Spec.	Cl. of Sc.		Plate No.
		1	2	3	4	5			M.R.	L.M.	
	E.A2.45.3	CONTROLS, FLYING, IN COCKPIT, BETWEEN FRAMES 1 AND 14, ASSEMBLY					—	—	—		
		Spares for:—									
67	EEAS.13/1	Bolt , special, control tube connecting ...					11	S11	C		
68	EEAS.14	Bush , special spacing, at control tube joints ...					11	S11	C		
	E.A2.45.131	CONTROLS, AND FIXINGS ON PILOT'S FLOOR, ASSEMBLY					—	—	—		
		Spares for:—									
	E.A2.45.417	COLUMN, CONTROL, PILOT'S, ASSEMBLY					1	—	—		
		Spares for:—									
	^{275/158} ^{2A/9/300410} HOFFMAN T17	Bearing , ballrace, aileron control ...					1	—	B	C.2	
	^{275/161} ^{2A/9/300422} HOFFMAN T25	Bearing , ballrace, pilot's hand grip ...					1	—	B	C.2	
3459	E.A6.45.291	Block , brake, cable adjusting ...					1	DTD.683	C	C.2	
1021	E.A1.45.1153	Bolt , special, control and elevator control mounting					1	S11	C	C.2	
71	E.A1.45.107	Bush , main bearing, attached to bottom casting					1	L40	C	C.2	
20664	E.A3.45.473	Cable , brake... ..					1	—	C	C.2	
29H/2100	BOWDEN 6/40	Clip , pliable, brake cable					1	—	C	C.2	
	E.A6.45.245	COLUMN, CONTROL, GROUP ...					1	—	—		
		Consisting of:—									
	E.A6.45.247	Casting , top					1	DTD.300	—		
	E.A1.45.1021	Tube , 2½" o/d x 20 SWG					1	T45	—		
	E.A1.45.91	Yoke , bottom casting					1	DTD.300	—		

**CONTROLS
FLYING CONTROLS IN COCKPIT BETWEEN FRAMES 1 AND 14**

Ref. No.	Part No.	1	2	3	4	5	Description	No. off	Matl. Spec.	Cl. of Se.	Plate No.
										M.R. L.M.	
73	E.A1.45.125						CONTROL, ELEVATOR, GROUP	1	—	A	
							Spares for:—				
275/165 2A19500426	HOFFMAN T33						Bearing, ballrace	1	—	B	C.2
	E.A1.45.177						Diaphragm, ballrace housing mounting	1	—	—	
6227	E.A1.45.175						Housing, ballrace	1	L45	C	C.2
74	E.A1.45.133						LEVER, OPERATING, ELEVATOR, GROUP	1	—	B	
							Consisting of:—				
275/140 2A19500423	SKEFCO CBA.2						Ballrace	1	—	B	C.2
75	EEAS.3/D						Housing, ballrace	1	L40	C	C.2
	E.A1.45.603						Lever	1	L40	—	
92	EEAS.4/20C						Washer, packing	2	DTD.390	C	C.2
1095	EEAS.37/14A						Nipple, 2 BA	12	S11	C	
	E.A1.45.173						Sleeve, lever mounting	1	L40	—	
6225	E.A1.45.105						Socket, mounting, elevator control to control column	1	L40	C	C.2
	EEAS.38/2A						Spoke, 2 BA (Make from Ref. 28R/6124)	6	S11	—	
	E.A1.45.171						Tube, torque, connecting, socket and lever, 2½" o/d x 14 SWG	1	T4	—	
77	E.A1.45.1025						Fork-end, control column	1	S11	C	C.2
21214	E.A6.45.265						Housing, control column	1	S11	C	
	E.A1.45.1059						Label, "quadrant to mesh centrally with control unit"	1	DTD.610	—	C.2
1132	E.A6.45.215						LEVER, BRAKE CABLE, OPERATING, GROUP	1	—	B	C.2
							Spares for:—				
1134	E.A6.45.217						Cap, for collar member	1	DTD.126	C	C.2
1133	E.A6.45.219						Collar, fulcrum pin retaining	1	DTD.683	C	C.2
6211	E.A6.45.289						Lever, pilot's brake, operating	1	Mag. Alloy	C	C.2
2890	E.A3.45.257						Lug, brake lever pivot	1	DTD.683	C	C.2

CONTROLS
FLYING CONTROLS IN COCKPIT BETWEEN FRAMES 1 AND 14

Ref. No.	Part No	Description	No. off	Matl. Spec.	Cl. of Equip.	Plate No.
					M.R. L.M.	
		1 2 3 4 5 6				
20667	E.A6.45.249	MECHANISM, BRAKE OPERATING, GROUP ...	1	—	B	
		Spares for:—				
1136	E.A6.45.285	Pin, fulcrum, brake lever cable operating ...	1	S.92	C	C.2
1457	E.A6.45.255	Plug, screwed, spring retaining ...	1	DTD.683	C	C.2
	E.A6.45.253	Plunger ...	1	L.40	—	
	E.A6.45.251	Shaft ...	1	S.11	—	
80	E.A1.45.679	Spring ...	1	DTD.215	C	
1572	EEAS.37/1A	Nipple, 6 BA ...	4	S.11	C	C.2
1454	E.A6.45.263	Nut, clamp, bevel gear ballrace, retaining ...	1	DTD.683	C	C.2
1455	E.A6.45.269	Nut, clamp, ballrace retaining ...	1	DTD.683	C	C.2
1456	E.A6.45.271	Nut, clamp, ballrace retaining ...	1	DTD.683	C	C.2
	E.A1.45.153	Plate, cover, at bottom casting ...	2	DTD.390	—	C.2
2018	E.A3.45.259	Plate, brake locking ...	1	DTD.610	C	C.2
2019	E.A3.45.261	Plate, brake mechanism retaining ...	1	DTD.610	C	
2020	E.A6.45.273	Plate, cover, brake mechanism ...	1	DTD.610	C	C.2
22261	E.B6.45.33	Plate, cover, brake mechanism access (Mod. 1721)	1	—	C	C.2
1441	E.A6.45.287	Plunger, operating brake mechanism ...	1	L.40	C	C.2
2021	E.A3.45.265	Ring, brake mechanism locking ...	1	DTD.683	C	C.2
1025	EEAS.1/1C	Screw, 2 BA, c'sk head ...	4	H.T.S.	C	C.2
343*	E.A1.31.277 or EEAS.27/8/4	Shim, brake mechanism cover plate ...	4	Alum.	C	C.2
89	E.A1.45.123	Socket, conduit, brake cable adjuster ...	1	L.40	C	
88	E.A1.45.1029	Sphere, control column locating ...	1	DTD.265	C	C.2
	EEAS.38/1A	Spoke, 6 BA (Make from Ref. 28R/6213) ...	2	S.11	—	C.2
2022	E.A3.45.263	Spring locking plate compression ...	1	DTD.215	C	C.2
18197	E.B6.81.859	Stop, air brake switch overshoot (Mod. 1721) ...	1	—	C	
	E.A1.45.87	SUPPORT, CONTROL COLUMN CASTING, GROUP ...	1	—	—	
		Consisting of:—				
2A/9500419	HOFFMANN T.17	Bearing, ballrace, main control column ...	2	—	B	C.2
2A/9500422	HOFFMANN T.25	Bearing, ballrace, main control column ...	2	—	B	C.2
90	E.A1.45.1033	Bolt, special, aileron operating lever sprocket mounting sleeve fixing ...	4	S.11	C	C.2
20666	E.A1.45.93	Casting, control column support ...	1	DTD.289	A/MR	
91	E.A1.45.1027	Fork end ...	1	S.11	C	C.2
1975	E.A1.45.961	LEVER, AILERON, OPERATING, GROUP ...	1	—	B	
		Consisting of:—				
2A/9500463	SKEFKO CBA.2	Ballrace ...	1	—	B	C.2
2914	E.A1.45.483	Collar, distance, between lever and eyebolt ...	1	L.1	C	C.2
28G/3825	AGS.798/E	Eyebolt ...	1	—	C	C.2
75	EEAS.3/D	Housing, ballrace ...	1	L.40	C	C.2

CONTROLS
FLYING CONTROLS IN COCKPIT BETWEEN FRAMES 1 AND 14

Ref. No.	Part No.	Description	No. off	Matl. Spec.	Cl. of Equip.	Plate No.
					M.R. L.M.	
		1 2 3 4 5 6				
28M/12928	E.A1.45.959	Lever, operating	1	DTD.683	—	C.2
92	A27/EP	Nut, 1/4" BSF, plain	1	—	C	
1572	EEAS.4/20C	Washer, packing	2	DTD.390	C	C.2
28M/12929	EEAS.37/1A	Nipple, 6 BA	4	S.11	C	C.2
28M/13124	A27/CP	Nut, 2 BA, plain	4	—	C	
	A27/CT	Nut, 2 BA, thin	2	—	C	
	E.A1.45.103	Sleeve, sprocket mounting	1	L.40	—	
	EEAS.38/1A	Spoke, 6 BA (Make from Ref. 28R/6123)	2	S.11	—	C.2
	E.A1.45.619	Sprocket	1	L.40	—	C.2
	E.A1.45.165	Stud, mounting	2	DTD.126A	—	
	E.A1.45.993	Tube, distance, between sprocket and casting	1	T.4	—	C.2
	E.A1.45.971	TUBE, INNER AILERON, OPERATING GROUP	1	—	—	
		Consisting of:—				
2A/9500423	HOFFMANN					
1573	T.29	Bearing, ballrace	1	—	B	C.2
	EEAS.37/13A	Nipple, 6 BA	4	S.11	C	C.2
	EEAS.38/1A	Spoke, 6 BA (Make from Ref. 28R/6123)	2	S.11	LM	
	E.A1.45.1023	Tube, operating, 1 1/4" o/d x 12 SWG	1	T.45	—	
	E.A6.45.261	Washer, special, locking plate compression spring retaining	1	DTD.683	—	C.2
6167	E.A3.45.413	Washer, special	1	Alumn.	C	C.2
22387	E.B7.45.93	WHEEL, PILOT'S CONTROL, ASSEMBLY (Mod. 1925)	1	—	A/MR	
		Spares for:—				
2907	E.A3.81.351	Clamp, inter-comm. wiring	2	DTD.683	C	
2017	E.A6.45.243	Cover, switch, inter-comm.	1	LFS.21	C	C.2
24757	E.B6.45.65	Cover, switch, mounting	1	DTD.610	C	
	E.B6.45.57	Mounting, tailplane trim and isolating switches	1	—	—	
SF/2143	†	Sleeve, P.V.C. 7 m/m x 0.5 m/m wall	QR	—	C	
5CW/5499	DUNLOP					
	ACM.18864	Switch, c/w wiring, isolating (Pre-Mod. 2548)	1	—	B	
5CW/6442	DUNLOP					
	ACM.19436	Switch, c/w wiring, isolating (Mod. 2548)	1	—	A	
5CW/6686	DUNLOP					
	AC.14834/7	Switch, c/w wiring, 2-way tailplane trim	1	—	B	
	E.B7.45.95	Wheel, hand	1	—	—	
	E.A3.45.247	CONTROL, AILERON, BIAS, ASSEMBLY	1	—	—	
		Spares for:—				
5W/176	E.E. CO. LTD.					
6212	BRADFORD	Actuator, linear, type 259	1	—	A	
6213	E.A6.45.337	Angle	1	DTD.610	C	
	E.A6.45.338	Angle	1	DTD.610	C	

CONTROLS
FLYING CONTROLS IN COCKPIT BETWEEN FRAMES 1 AND 14

Ref. No.	Part No	Description	No. off	Matl. Spec.	Cl. of Equip.		Plate No.
					M.R.	L.M.	
		1 2 3 4 5 6					
2879	E.A6.45.343	Bolt, special, shouldered	1	S.92		C	
2023	E.A6.45.345	Bolt, special, shouldered	1	S.92		C	
2881	E.A6.45.341	Bush, oilite	2	Round bar		C	
28U/4066	SP.8Y/16	Roller	1	—		C	
	E.A6.45.335	Tube, torque and levers, assembly	1	—		—	
1015	E.A3.45.109	Cover, sealing, pilot's control column	1	—		C	
	E.A2.45.403	PEDALS, PILOT'S RUDDER CONTROL BAR, GROUP	1	—		—	
		Spares for:—					
97	E.A3.45.57	Bearing, c/w housing and ballrace	1	—		B	
	E.A3.45.457	CONTROL, CABLE, HYDRAULIC BRAKE, ASSEMBLY	1	—		—	
		Spares for:—					
22270	E.A3.45.461	Block, pulley support	1	DTD.683		C	
22271	E.A3.45.465	Block, tapped	1	S.92		C	
22272	E.A3.45.467	Block, tapped	1	S.92		C	
	E.A3.45.171	Bracket, lower pulley and cable guard	1	—		—	
6330	E.A3.45.173	Bracket, upper pulley, 16 SWG	1	DTD.610		C	
12224	E.A3.45.463	Guide, cable	1	S.92		C	
28R/13502	AS.111	Pulley	1	LFS.21		C	
12225	E.A3.45.459	Pulley, assembly, at control column	1	—		B	
12226	E.A3.45.469	Washer, pulley thrust	2	DTD.683		C	
101	E.A3.45.63	Lever, rudder control, c/w sprocket	1	—		C	
1091	EEAS.37/8A	Nipple, 4 BA	4	S.11		C	
1923	E.A1.45.1149	Nut, special	4	S.11		C	
6805	E.A3.45.253	PEDALS, PILOT'S RUDDER CONTROL, GROUP	1	—		A	
		Spares for:—					
	HOFFMANN						
2A/9500420	T.21	Bearing, ballrace	1	—		B	
12062	AS.2202	Bolt, pivot	1	—		C	
12066	AS.2203	Bolt, pivot	2	—		C	
12065	AS.2209	Bolt, pedal pivot	2	—		C	
12068	AS.2196	Bolt, special	4	—		C	
12849	AS.3399	Bolt, special, taper	2	—		C	
12069	AS.2180	Bush, upper	1	—		C	
12067	AS.2226	Bush, lower	1	—		C	
22420	AS.2178	Collar, for adjusting worm	1	—		C	
12071	AS.2206	Link, bar	2	—		C	
12070	AS.2231	Link	4	—		C	

Restricted

Ref. No.	Part No.	Description 1 2 3 4 5 6	No. off	Matl. Spec.	Cl. of Equip.	Plate No.
					M.R. L.M.	

CANBERRA P.R. MK.3

CONTROLS
FLYING CONTROLS IN COCKPIT BETWEEN FRAMES 1 AND 14

Ref. No.	Part No.						Description	No. off	Matl. Spec.	Cl. of St.		Plate No.
		1	2	3	4	5				M.R. L.M.		
6815	AS.2197						Nut, special	4	—		C	
12389	AS.2224						Nut, cap	1	—		C	
12863	AS.2198						PEDAL, GROUP	1	—		B	
							Spares for:—					
12584	AS.4568						Stirrup	1	—		C	
12864	AS.2199						PEDAL, GROUP	1	—		B	
							Spares for:—					
12584	AS.4568						Stirrup	1	—		C	
	AS.2412						Sleeve, screwed	1	—		C	
5803	AS.2411						Worm, adjusting	1	—		C	
12973	AS.3398						Washer	2	—		C	
12072	AS.2177						Wheel, adjusting	1	—		C	
	E.A.2.45.629						Guard, chain, servo unit	1	—		—	
	EEAS.38/2A						Spoke, 4 BA (Make from Ref. 28R/6124)... ..	2	S11		—	
1922	E.A.1.45.669						Stud, special, servo unit mounting	4	S11		C	
	E.A.3.45.249						UNIT, BRAKE CONTROL, GROUP	1	—		—	
							Spares for:—					
	E.A.3.45.251						Bracket, brake unit support, 16 SWG	1	DTD.610		—	
2025	E.A.3.45.189						Cam, plate, guide	1	DTD.683		C	
2026	E.A.3.45.191						Lever, brake valve operating	1	S11		C	
5166	E.A.3.45.193						Link, tie, between valve operating lever and rudder control lever	1	—		C	
2027	E.A.3.45.195						Pin, brake unit and control lever connecting	1	S11		C	
96	E.A.1.45.477						Spring, tension, between aileron control and tension lever	1	DTD.215		C	
1922	E.A.1.45.669						Stud, special, servo unit mounting	4	S11		C	
16298	E.A.2.45.607						CONTROL, BETWEEN CONTROL COLUMN AND AILERON CONTROL LEVER AT PRESSURE BULKHEAD, GROUP	1	—		B	
							Spares for:—					
	E.A.3.45.329						Tube, control, forward	1	—		—	
	E.A.2.45.609						TUBE, CONTROL, AFT, GROUP	1	—		—	
							Spares for:—					
1683	EEAS.47/2						Fork-end, adjustable fitting	1	DTD.683		C	
3577	E.A.3.45.309						CONTROL, INTERMEDIATE, BETWEEN CONTROL COLUMN AND ELEVATOR AT REAR OF PRESSURE BULKHEAD, GROUP	1	—		B	
							Spares for:—					
1683	EEAS.47/2						Fork-end, adjustable fitting	1	DTD.683		C	

**CONTROLS
FLYING CONTROLS IN COCKPIT BETWEEN FRAMES 1 AND 14**

Ref. No.	Part No.						Description	No. off	Matl. Spec.	Cl. of St.	Plate No.
		1	2	3	4	5				M.R. L.M.	
3581	E.A3.45.347						CONTROL, BETWEEN PILOT'S CONTROL COLUMN LEVER, AND ELEVATOR LEVER, GROUP	1	—	B	
							Spares for:—				
1683	EEAS.47/2						Fork-end , adjustable fitting	1	DTD.683	C	
3600	E.A2.45.545						Control , rudder, aileron and elevator ...	3	—	C	
3599	E.A2.45.559						CONTROL, BETWEEN PILOT'S RUDDER BAR AND RUDDER LEVER AT REAR OF PRESSURE BULKHEAD, GROUP	1	—	B	
							Spares for:—				
1683	EEAS.47/2						Fork-end , adjustable fitting	1	DTD.683	C	
	E.A2.45.9						MOUNTING, AILERON, ELEVATOR AND RUDDER CONTROL LEVERS, AT PRESSURE BULKHEAD, GROUP	1	—	—	
							Spares for:—				
	E.A2.45.227						CHANNEL, CONTROL LEVER STOP SUPPORT, GROUP	1	—	—	
							Spares for:—				
12045	E.A2.45.619						Stud , adjustable stop, lower control levers	1	S95	C	
12046	E.A2.45.631						Stud , adjustable stop, lower control levers	2	S95	C	
	E.A2.45.251						Washer , profile	3	DTD.683	—	
1951	E.A2.45.233						Gasket , between control box and bulkhead	1	DTD.515A	C	
1943	E.A2.45.231						LEVERS, CONTROL, GROUP ...	1	—	A	
							Spares for:—				
2739	EEAS.13/2						Bolt , special, lever to sealing ring attachment	12	S96	C	
111	E.A1.45.367						Dowel , upper and lower control lever locating	3	S1	C	
	E.A1.45.349						Housing , control lever	1	DTD.289	—	
1944	E.A2.45.235						Lever , rudder or aileron upper, c/w ballrace	2	—	B	
1945	E.A2.45.237						Lever , elevator upper, c/w ballrace ...	1	—	B	
1946	E.A2.45.239						Lever , rudder or aileron lower, c/w ballrace	2	—	B	
1947	E.A2.45.241						Lever , elevator lower	1	—	C	
	E.A1.45.361						Mounting , lever control end piece ...	2	L40	—	
1948	E.A1.45.351						Ring , sealing, outboard	1	L45	C	
1949	E.A1.45.353						Ring , sealing, centre	1	L45	C	

CONTROLS
FLYING CONTROLS IN COCKPIT BETWEEN FRAMES 1 AND 14

Ref. No.	Part No.	Description						No. off	Matl. Spec.	Cl. of Equip. M.R. L.M.	Plate No.
		1	2	3	4	5	6				
1950	E.A1.45.355							1	L.45	C	
	E.A2.45.463	MOUNTING, ELEVATOR CONTROL LEVER, GROUP						1	—	—	
		Spares for:—									
	HOFFMANN										
2A/9500419	T.17							2	—	B	
33690	E.A2.45.657							3	S.94	C	
12203	E.A2.45.659							3	S.94	C	
	E.A2.45.391							1	DTD.683	—	
1954	E.A2.45.273							1	—	C	
	E.A2.45.474							1	LFS.26	—	
	E.A2.45.473							1	LFS.21	—	
1955	E.A2.45.389							2	—	C	
	E.A2.45.583	LEVER, ELEVATOR, OPERATING, GROUP						1	—	—	
		Spares for:—									
	SKEFKO										
2A/9500463	CBA.2							2	—	B	
75	EEAS.3/D							2	L.40	C	
	E.A2.45.581							1	L.40	—	
92	EEAS.4/20C							4	DTD.390	C	
13233	E.A2.45.587	LEVER, ELEVATOR, OPERATING, GROUP						1	—	B	
		Spares for:—									
	SKEFKO										
2A/9500463	CBA.2							1	L.40	B	
75	EEAS.3/D							1	L.40	C	
	E.A2.45.585							1	L.40	—	
92	EEAS.4/20C							2	DTD.390	C	
1095	EEAS.37/14A							4	S.11	C	
12202	E.A2.45.661							6	S.94	C	
	E.A2.45.589							1	DTD.610	—	
	E.A2.45.487	PULLEY, JOCKEY, GROUP						1	—	—	
		Spares for:—									
	E.A2.45.397							1	M.S.	—	
	E.A2.45.291							1	DTD.683	—	
	E.A2.45.293							1	LFB.82	—	
	E.A2.45.491							1	DTD.683	—	
	EEAS.38/3A							2	S.11	—	
	E.A1.45.277							1	L.40	—	
	E.A2.45.393							1	T.4	—	
	E.A2.45.385							6	DTD.683	—	
	E.A2.45.395							1	LFS.21	—	
	E.A2.45.613							1	DTD.610	—	
12204	E.A2.45.663							6	DTD.610	C	

CONTROLS
FLYING CONTROLS IN COCKPIT BETWEEN FRAMES 1 AND 14

Ref. No	Part No.	1	2	3	4	5	6	Description	No. off	Matl. Spec.	Cl. of Equip.		Plate No.
											M.R.	L.M.	
3569	EEAS.63/E							Nut, special, control tube, connecting bolt ...	11	S.96		C	
3570	EEAS.127							Piece, distance, control tube, connecting ...	11	S.96		C	
	E.G5.45.21							UNIT, SNATCH, INSTALLATION (MOD. 4046)	—	—		—	
								Spares for:—					
8199	E.A1.45.609							Bracket, snatch unit ...	1	—		C	
5254	E.A1.45.611							Support, snatch unit ...	1	—		C	
								Attaching parts for E.A1.45.611:—					
28D/1200119	A.25/4C							Bolt, 2 BA ...	4	—		C	
28M/10288	AGS.2001/C/1							Nut, 2 BA ...	4	—		C	
	E.G5.45.23							SWITCH, SNATCH UNIT, INSTALLATION	—	—		—	
								Spares for:—					
41815	E.G5.45.25							Bracket, switch mounting, assembly ...	1	—		C	
								Attaching parts for E.G5.45.25:—					
28D/9140645	A25/10C							Bolt, 2 BA ...	1	—		C	
28M/10288	AGS.2001/C/1							Nut, 2 BA ...	1	—		C	
34467	E.G5.45.39							Pin, assembly ...	1	S.94		C	
	AGS.1551/2							Pin, locking ...	1	—		C	
28W/9419402	SP.13/C							Washer ...	1	—		C	
	E.G5.45.35							PLATE, switch mounting ...	1	—		C	
								Attaching parts for E.G5.45.35:—					
28D/1008149	A25/2B							Bolt, 4 BA ...	2	—		C	
28W/9419401	SP.10/B							Washer ...	2	—		C	
26DK/23688	EEAS.566							Sleeve, trouser ...	1	—		C	
5CW/6533	NSF.8824—B104							Switch ...	1	—		B	
								Attaching parts for NSF.8824—B104:—					
5CW/9711	NSF.—26048							Nut ...	1	—		C	
34466	E.G5.45.37							Washer, tab. 22 SWG ...	1	S.510		C	
	MARTIN BAKER												
27L/5337	MBCJ/1002							Unit, snatch, gas operated ...	1	—		A	
								Attaching parts for MBCJ/1002 ...					
5256	E.A3.45.437							Bush (alternative to O/MBEU/1806EE) ...	1	T.35		C	
	MARTIN BAKER												
	O/MBEU/1806EE							Bush (alternative to E.A3.45.437) ...	1	—		—	
28M/7002430	AGS.2002/E/1							Nut, 1/2" BSF ...	2	—		C	
3605	E.A1.45.613							Stud (alternative to A/MBEU/1805EE) ...	1	L.40		C	
	MARTIN BAKER												
27L/3735	A/MBEU/1805EE							Stud (alternative to E.A1.45.613) ...	1	—		C	
28W/9419405	SP.15/E							Washer ...	2	—		C	

Pages 105 to 112 not issued



CONTROLS
FLYING CONTROLS IN COCKPIT BETWEEN FRAMES 1 AND 14

Ref. No.	Part No.	Description	No. off	Matl. Spec.	Cl. of Equip.	Plate No.
					M.R. L.M.	
SUMMARY OF STOCK ITEMS USED ON FLYING CONTROLS IN COCKPIT, BETWEEN FRAMES 1 AND 14, ASSEMBLY						
28D/12623	A25/5B	Bolt, 4 BA, hex. head, "9" long				C
28D/12624	A25/7B	Bolt, 4 BA, hex. head, 1"1 long				C
28D/9436920	A25/1C	Bolt, 2 BA, hex. head, "55 long				C
28D/1200129	A25/4C	Bolt, 2 BA, hex. head, "85 long				C
28D/12533	A25/5C	Bolt, 2 BA, hex. head, "95 long				C
28D/12519	A25/3E	Bolt, 1/4" BSF, hex. head, "8" long				C
28D/12520	A25/4E	Bolt, 1/4" BSF, hex. head, "9" long				C
28D/12542	A25/5E	Bolt, 1/4" BSF, hex. head, 1"0 long				C
28D/12528	A25/1B	Bolt, 4 BA, hex. head, "5 long				C
28D/12530	A25/6B	Bolt, 4 BA, hex. head, "9" long				C
28D/12513	A25/2C	Bolt, 2 BA, hex. head, "65 long				C
28D/12531	A25/3C	Bolt, 2 BA, hex. head, "75 long				C
28D/12566	A25/6C	Bolt, 2 BA, hex. head, 1"05 long				C
28D/12567	A25/20C	Bolt, 2 BA, hex. head, 2"45 long				C
28D/12707	A25/1E	Bolt, 1/4" BSF, hex. head, "6 long				C
28D/12994	A25/8J	Bolt, 3/8" BSF, hex. head, 1"45 long				C
28D/13210	A28/10C	Bolt, 2 BA, hex. head, 1"45 long				C
28D/12955	A28/16C	Bolt, 2 BA, hex. head, 2"05 long				C
28D/13212	A28/18C	Bolt, 2 BA, hex. head, 2"25 long				C
28D/8307	AS.1242/2C	Bolt, 2 BA, c'sk head, "6 long				C
28D/8302	AS.1242/3B	Bolt, 4 BA, c'sk head, "65 long				C
28D/8309	AS.1242/4C	Bolt, 2 BA, c's. head, "8 long				C
28D/8303	AS.1242/4B	Bolt, 4 BA, c'sk head, "75 long				C
28D/8312	AS.1242/8C	Bolt, 2 BA, c'sk head, 1"2 long				C
28D/8301	AS.1242/2B	Bolt, 4 BA, c'sk head, "55 long				C
28D/8327	AS.1242/6E	Bolt, 1/4" BSF, c'sk head, 1"05 long				C
28D/8372	AS.1243/2B	Bolt, 4 BA, c'sk head, "55 long				C
28D/13806	AS.1248/1/2G	Bolt, 5/16" BSF, c'sk head				C
28N/5549	AGS.899/2	Collar				C
28N/5551	AGS.899/4	Collar				C
28M/13086	A27/BP	Nut, 4 BA, plain				C
28M/12929	A27/CP	Nut, 2 BA, plain				C
28M/13121	A27/CS	Nut, 2 BA, slotted				C
28M/13124	A27/CT	Nut, 2 BA, thin				C
28M/12930	A27/ES	Nut, 1/4" BSF, slotted				C
28M/12931	A27/ET	Nut, 1/4" BSF, thin				C
28M/13123	A27/JS	Nut, 3/8" BSF, slotted				C
28M/13275	A27/JP	Nut, 3/8" BSF, plain				C
28M/13123	A27/JS	Nut, 3/8" BSF, slotted				C
28M/13028	A27/JT	Nut, 3/8" BSF, thin				C
28M/13410	A27/NT	Nut, 1/4" BSF, thin				C
28M/13411	A24/CS	Nut, 2BA, slotted				C
28M/13271	A24/EP	Nut, 1/4" BSF, plain				C
28M/13266	A24/ES	Nut, 1/4" BSF, slotted				C
28M/13412	A24/JS	Nut, 3/8" BSF, slotted				C
28M/10274	AGS.2001/B/4	Nut, stiff, 4 BA				C
28M/10288	AGS.2001/C/1	Nut, stiff, 2 BA				C

CONTROLS
FLYING CONTROLS IN COCKPIT BETWEEN FRAMES 1 AND 14

Ref. No.	Part No.	Description	No. off	Matl. Spec.	Cl. of Equip.		Plate No.
					M.R.	L.M.	
		1 2 3 4 5 6					
28M/10328	AGS.2002/C/1	Nut, stiff, 4 BA					C
28M/10330	AGS.2002/E/1	Nut, stiff, 1/4" BSF					C
28M/11653	AGS.2011/E/1	Nut, 1/4" BSF, pinnacle, clinch					C
28M/13879	A29/NP	Nut, lock, 1/2" BSF					C
28P/833	SP.4Y/B7	Pin, shackle, 5/16" dia. x .55 long					C
28P/835	SP.4Y/B9	Pin, shackle, 5/16" dia. x .65 long					C
28P/837	SP.4Y/B11	Pin, shackle, 5/16" dia. x .75 long					C
28P/840	SP.4Y/B14	Pin, shackle, 5/16" dia. x .9 long					C
28P/841	SP.4Y/B15	Pin, shackle, 5/16" dia. x .95 long					C
28P/863	SP.4Y/D5	Pin, shackle, 1/4" dia. x .45 long					C
28P/872	SP.4Y/D14	Pin, shackle, 1/4" dia. x .9 long					C
28P/874	SP.4Y/D16	Pin, shackle, 1/4" dia. x 1" long					C
28P/9429619	SP.9/C5	Pin, split, 1/16" dia. x 5/8" long					C
28P/12431	SP.9/C6	Pin, split, 1/16" dia. x 3/4" long					C
28P/9429528	SP.9/C8	Pin, split, 1/8" dia. x 1" long					C
28P/12793	SP.9/E12	Pin, split, 3/32" dia. x 1 1/4" long					C
28S/2857	A32/B12	Screw, 4 BA, round head, 3/8" long					C
28S/2864	A32/A16	Screw, 6 BA, round head, 1/2" long					C
28S/2761	A31/B12	Screw, 4 BA, cheese head, 3/8" long					C
28S/2816	A33/A16	Screw, 6 BA, c'sk head, 1/2" long					C
28S/2814	A33/C16	Screw, 2 BA, c'sk head, 1/2" long					C
28S/2826	A33/C24	Screw, 2 BA, c'sk head, 3/4" long					C
28S/2809	A33/B12	Screw, 4 BA, c'sk head, 3/8" long					C
28S/14825	A41/B8	Screw, 4 BA, c'sk head, 1/4" long					C
28S/14876	A41/B12	Screw, 4 BA, c'sk head, 3/8" long					C
28W/9419402	SP13/C	Washer, 2 BA, plain					C
28W/12665	SP14/C	Washer, 2 BA, plain					C
28W/3097	AGS.162/B	Washer, 4 BA, spring					C
28W/3098	AGS.162/C	Washer, 2 BA, spring					C
28W/3099	AGS.162/D	Washer					C
28W/3100	AGS.162/E	Washer					C
28W/9419475	SP15/C	Washer, 2 BA, plain					C
28W/9419405	SP15/E	Washer, 1/4" BSF, plain					C
28W/9419477	SP15/J	Washer, 3/8" BSF, plain					C
28W/9419489	SP16/J	Washer, 3/8" BSF, plain					C
28W/705	AGS.194/5	Washer					C
28W/12248	AGS.518/C	Washer					C
28W/6043	AGS.946/C	Washer					C

NOTE:—Page 115-116 not issued

**CONTROLS
FLYING CONTROLS IN CENTRE FUSELAGE BETWEEN FRAMES 14 AND 32**

Ref. No.	Part No.	1	2	3	4	5	Description	No. off	Matl. Spec.	Cl. of St.	Plate No.	
										M.R. L.M.		
	E.A2.45.529	CONTROLS, FLYING, IN CENTRE FUSELAGE, BETWEEN FRAMES 14 AND 32, ASSEMBLY										
		Spares for :—										
67	EEAS.13/1						Bolt, special connecting, control tube joints ...	12	S11		C	
68	EEAS.14						Bush, at control tubes ...	12	S11		C	
	E.A2.45.13	LEVER, AILERON IDLE, MOUNTING, ASSEMBLY										
		Spares for :—										
^{275/158} 2A/9500469	HOFFMAN T.17						Ballrace ...	2	—		B	
1941	E.A2.45.81						Housing, lower ...	1	L40		C	
1938	E.A2.45.83						Housing, upper ...	1	L40		C	
	E.A2.45.577	LEVER, AILERON IDLE GROUP										
		Spares for :—										
	E.A2.45.99						LEVER, GROUP ...	1	—		—	
		Spares for :—										
^{275/170} 2A/9500463	SKEFCO CBA.2						Bearing, ballrace ...	2	—		B	
75	EEAS.3/D						Housing ...	2	L40		C	
92	EEAS.4/20C						Washer, packing, 18 SWG ...	4	DTD.390		C	
3569	EEAS.63/E						Nut, special ...	12	S96		C	
3570	EEAS.127						Piece, distance, control tube connection ...	12	S96		C	
	E.A2.45.11	TUBE, AILERON TORQUE, ASSEMBLY										
		Spares for :—										
^{275/158} 2A/9500469	HOFFMAN T.17						Ballrace ...	2	—		B	
1939	E.A2.45.91						Bracket, mounting, ballrace housing ...	1	DTD.390		C	
1938	E.A2.45.83						Housing, upper ...	1	L40		C	
1937	E.A1.45.251						Housing, lower ...	1	L40		C	

**CONTROLS
FLYING CONTROLS IN CENTRE FUSELAGE BETWEEN FRAMES 14 AND 32**

Ref. No.	Part No.	Description					No. off	Matl. Spec.	Cl. of St.	Plate No.
		1	2	3	4	5			M.R. L.M.	
3505	E.A2.45.575	LEVERS, AILERON, AT FRAME 21, ASSEMBLY					1	—	A	
		Consisting of :—								
	E.A2.45.71	LEVER, AILERON, GROUP ...					1	—	—	
		Consisting of :—								
	275/140 24/9500463 SKEFCO CBA.2	Ballrace					1	—	B	
75	EEAS.3/D	Housing					1	L40	C	
	E.A2.45.69	Lever					1	DTD.610	—	
92	EEAS.4/20C	Washer, packing, 18 SWG					4	DTD.390	C	
	E.A2.45.75	LEVER, AILERON, GROUP ...					1	L40	—	
		Consisting of :—								
	275/140 24/9500463 SKEFCO CBA.2	Ballrace					2	—	B	
75	EEAS.3/D	Housing					2	L40	C	
	E.A2.45.73	Lever					1	DTD.610	—	
92	EEAS.4/20C	Washer, packing, 18 SWG					4	DTD.390	C	
1087	EEAS.37/2A	Nipple, 4 BA					8	S11	C	
	E.A2.45.77	Socket, upper, aileron lever attachment...					1	DTD.683	—	
	E.A2.45.79	Socket, lower, aileron lever attachment...					1	DTD.683	—	
	EEAS.38/2A	Spoke, 4 BA (Make from 28R/6124) ...					QR	S11	—	
	E.A2.45.229	Tube, torque					1	T45	—	
1940	E.A2.45.105	Washer, profile, bracket mounting bolt ...					6	DTD.390	C	
3593	E.A2.45.513	TUBE, CONTROL, ELEVATOR, BETWEEN FRAMES 23 AND 25, GROUP					1	—	B	
		Spares for :—								
3226	EEAS.130	Fitting, end, c/w ballrace					1	DTD.683	B	
3595	E.A2.45.509	TUBE, CONTROL, BETWEEN FRAME 20 AND AILERON LEVER, GROUP					1	—	B	
		Spares for :—								
1683	EEAS.47/2	End, fork, adjustable					1	DTD.683	C	
3592	E.A2.45.505	TUBE, CONTROL, ELEVATOR, BETWEEN FRAMES 25 AND 28, GROUP					2	—	B	
		Spares for :—								
3226	EEAS.130	Fitting, end c/w ballrace					1	DTD.683	B	

**CONTROLS
FLYING CONTROLS IN CENTRE FUSELAGE BETWEEN FRAMES 14 AND 32**

Ref. No.	Part No.	1	2	3	4	5	Description	No. off	Matl. Spec.	Cl. of St.	Plate and Illust'n No.
										M.R.	
3597	E.A2.45.521						TUBE, CONTROL, ELEVATOR, FROM FRAME 27 TO TRANSPORT JOINT, GROUP	2	—	B	
							Spares for :—				
3226	EEAS.130						Fitting, end, c/w. ballrace	1	DTD.683	B	
3598	E.A2.45.517						TUBE, CONTROL, ELEVATOR, BETWEEN FRAMES 19 AND 23, GROUP	2	—	B	
							Spares for :—				
3226	EEAS.130						Fitting, end, c/w. ballrace	1	DTD.683	B	
3596	E.A2.45.525						Tube, control, aileron, between frames 14 and 20	1	—	C	
3582	E.A3.45.363						Tube, control, coupling at frame 21, between aileron lever and idle lever	1	—	C	
3586	E.A3.45.359						TUBE, CONTROL, ELEVATOR, BETWEEN FRAMES 14 AND 19, GROUP	2	—	B	
							Spares for :—				
3226	EEAS.130						Fitting, end, c/w. ballrace	1	DTD.683	B	

CONTROLS
FLYING CONTROLS IN CENTRE FUSELAGE BETWEEN FRAMES 14 AND 32

Ref. No.	Part No.	Description	No. off	Matl. Spec.	Cl. of Equip.		Plate No.	
					M.R.	L.M.		
		1 2 3 4 5 6						
		SUMMARY OF STANDARD ITEMS USED ON FLYING CONTROLS IN CENTRE FUSELAGE BETWEEN FRAMES 14 AND 32, ASSEMBLY						
28D/12528	A25/1B	Bolt, 4 BA, hex. head, "65 long	C	
28D/13283	A28/2C	Bolt, 2 BA, hex. head, "65 long	C	
28M/13282	A24/NP	Nut, lock, 1/2" BSF	C	
28M/10287	AGS.2001/B/1	Nut, stiff, 4 BA	C	
28M/10281	AGS.2001/C/3	Nut, stiff, 2 BA	C	
28P/9429528	SP.9/C8	Pin, split, 1/8" dia. x 1" long	C	

CONTROLS
FLYING CONTROLS IN REAR FUSELAGE BETWEEN FRAME 32 AND TAILPLANE

Ref. No	Part No.	1	2	3	4	5	6	Description	No off	Matl. Spec.	Cl. of Equip.		Plate No.
											M.R.	L.M.	
	E.A2.45.531							CONTROLS, FLYING, IN REAR FUSELAGE, BETWEEN FRAME 32 AND TAILPLANE, ASSEMBLY	—	—	—		
								Spares for:—					
67	EEAS.13/1							Bolt, special, connecting, control tube joints ...	10	S.11	C		
68	EEAS.14							Bush, at control tubes ...	10	S.11	C		
	E.A1.45.601							LEVERS, CONTROL, AND MOUNTING OF BRACKETS AT FRAME 22, GROUP	1	—	—		
								Spares for:—					
2740	EEAS.13/6							Bolt, special mounting, elevator control lever ...	1	S.96	C		
2741	EEAS.13/7							Bolt, special mounting, rudder control lever ...	1	S.96	C		
319	E.A1.45.561							LEVER, CONTROL, RUDDER, GROUP ...	1	—	A		
								Spares for:—					
2A/9500410	HOFFMAN.CS.1							Ballrace, bearing, centre ...	2	—	B		
34140	E.A1.45.575							Bobbin, mounting, and ballrace housing ...	1	L.40	C		
	E.A1.45.577							Bush, distance, between ballraces ...	1	L.40	—		
	E.A1.45.569							Lug, end, control connecting, c/w ballrace ...	2	—	—		
991	E.A1.45.1193							LEVER, CONTROL, ELEVATOR, GROUP ...	1	—	A		
								Spares for:—					
2A/9500410	HOFFMAN.CS.1							Ballrace, bearing, control lever mounting ...	2	—	B		
2A/9500463	SKEFKO.CBA.2							Ballrace, bearing, for control levers ...	2	—	B		
	E.A1.45.573							Bobbin, mounting, and pivot for control levers ...	1	L.40	—		
	E.A1.45.577							Bush, distance, between ballraces ...	2	L.40	—		
75	EEAS.3/D							Housing, ballrace ...	1	L.40	C		
92	EEAS.4/20C							Washer, packing ...	4	DTD.390	C		
3569	EEAS.63/E							Nut, special ...	10	S.96	C		
3570	EEAS.127							Piece, distance, control tube connection ...	10	S.96	C		
3591	E.A2.45.541							TUBE, CONTROL, ELEVATOR, BETWEEN FRAME 39 AND ELEVATOR LEVER, GROUP	1	—	B		
								Spares for:—					
1683	EEAS.47/2							End, fork, adjustable ...	1	DTD.683	C		
3590	E.A2.45.537							TUBE, CONTROL, ELEVATOR, BETWEEN FRAMES 36 AND 39, GROUP	2	—	B		
								Spares for:—					
1683	EEAS.47/2							End, fork adjustable ...	1	DTD.683	C		
3593	E.A2.45.513							TUBE, CONTROL, ELEVATOR, BETWEEN FRAMES 34 AND 37, GROUP	2	—	B		
								Spares for:—					
3226	EEAS.130							Fitting, end, c/w ballrace ...	1	DTD.683	B		
3592	E.A2.45.505							TUBE, CONTROL, ELEVATOR, BETWEEN FRAMES 31B AND 34, GROUP	2	—	B		
								Spares for:—					
3226	EEAS.130							Fitting, end, c/w ballrace ...	1	DTD.683	B		

ELECTRICAL
FLYING CONTROLS IN REAR FUSELAGE BETWEEN FRAME 32 AND TAILPLANE

Ref. No.	Part No.	1	2	3	4	5	6	Description	No. off	Matl. Spec.	Cl. of Equip.		Plate No.
											M.R.	L.M.	
3594	E.A2.45.533							TUBE, CONTROL, ELEVATOR, BETWEEN FRAMES 37 AND 39, GROUP Spares for:—	2	—		B	
3226	EEAS.130							Fitting, end, c/w ballrace	1	DTD.683		B	
3589	E.A3.45.393							TUBE, CONTROL, FROM CONTROL ARM TO RUDDER, GROUP Spares for:—	1	—		B	
1683	EEAS.47/2							End, fork, adjustable	1	DTD.683		C	
3588	E.A3.45.317							TUBE, ELEVATOR, FROM CONTROL ARM TO ELEVATOR, GROUP Spares for:—	1	—		B	
1683	EEAS.47/2							End, fork, adjustable	1	DTD.683		C	

Pages 125 to 138 not issued

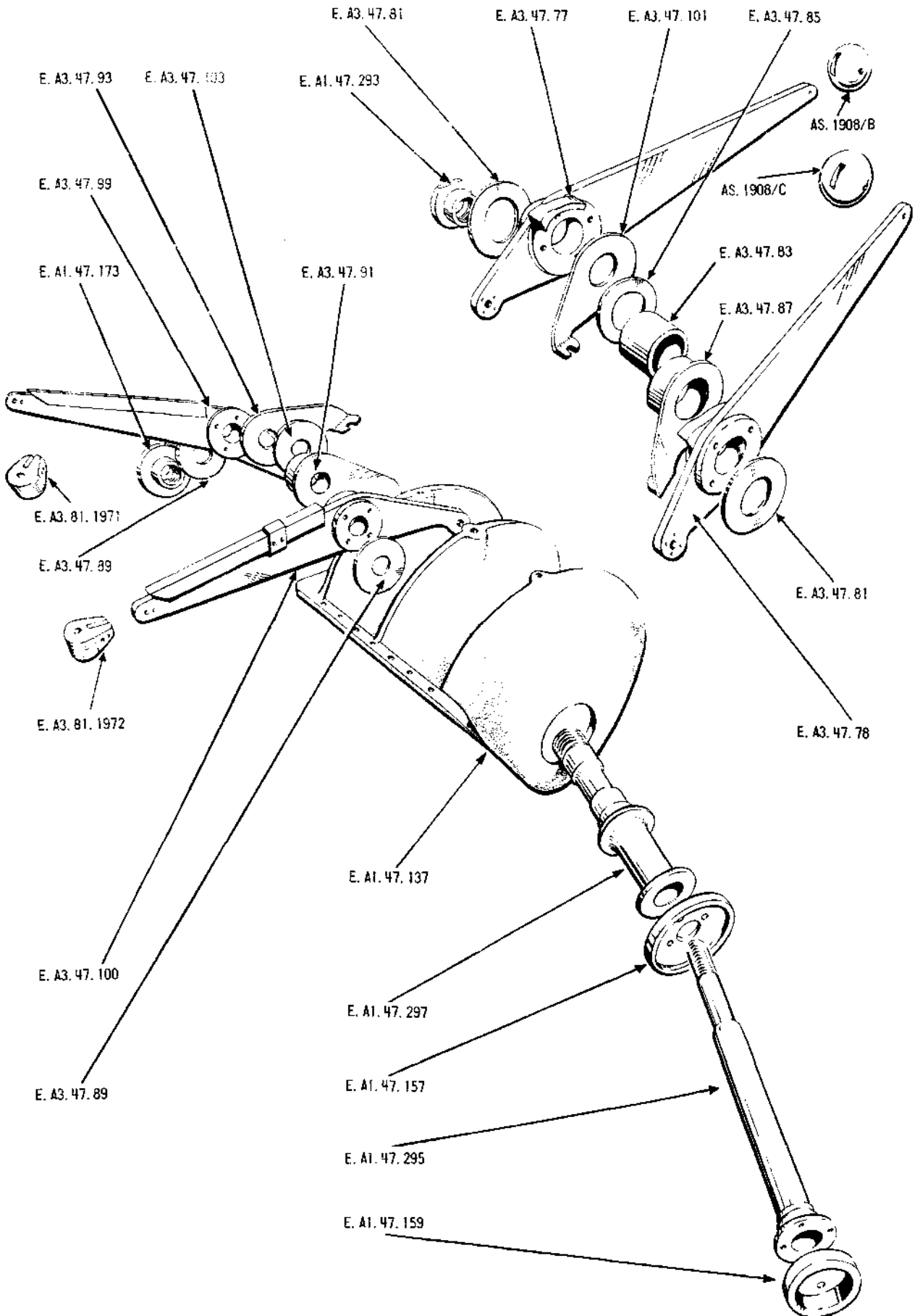


CONTROLS
FLYING CONTROLS IN REAR FUSELAGE BETWEEN FRAMES 32 AND TAILPLANE


Ref. No.	Part No	Description	No. off	Matl. Spec.	Cl. of Equip.	Plate No.
					M.R. L.M.	
		1 2 3 4 5 6				
		SUMMARY OF STANDARD ITEMS USED ON FLYING CONTROLS IN REAR FUSELAGE, BETWEEN FRAME 32 AND TAILPLANE, ASSEMBLY				
28D/1200129	A25/4C	Bolt, 2 BA, hex. head, "85 long				
28D/12533	A25/5C	Bolt, 2 BA, hex. head, "95 long				
28M/12929	A27/CP	Nut, 2 BA, plain				
28M/13124	A27/CT	Nut, 2 BA, thin				
28M/13410	A27/NT	Nut, lock, 1/2" BSF				
28M/7683	AGS.572/A	Nut, 1/2" BSF, slotted				
28P/9429528	SP.9/C8	Pin, split, 1/8" dia. x 1" long				
28W/9419402	SP/13C	Washer, 2 BA, plain				
28W/9419475	SP/15C	Washer, 2 BA, plain				
28W/9419405	SP/15E	Washer, 1/2" BSF, plain				
					C C C C C C C C C C	

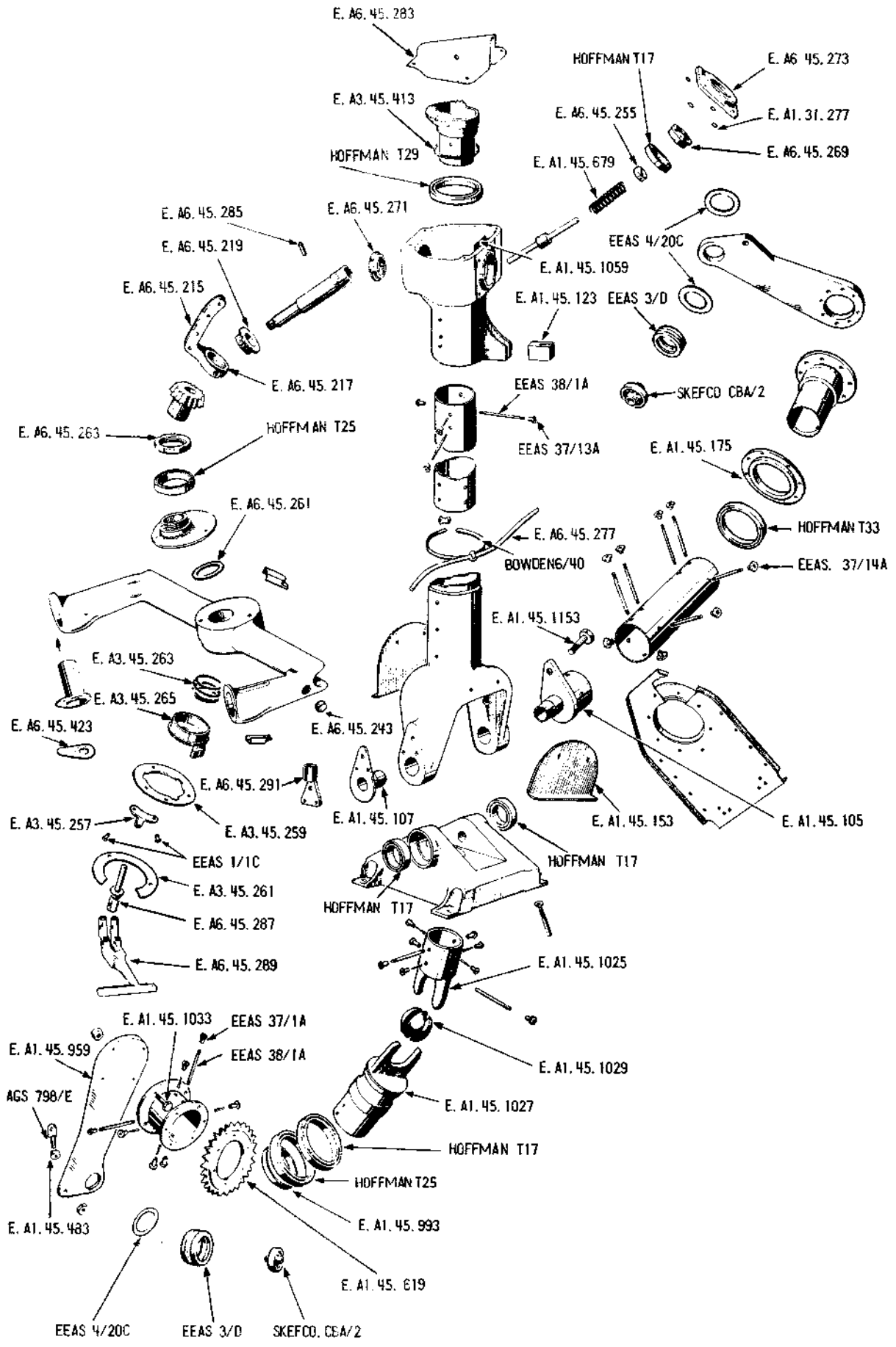
Restricted


Ref. No.	Part No.	Description	No. off	Matl. Spec.	Cl. of Equip.		Plate No.
					M.R.	L.M.	
		1 2 3 4 5 6					



ENGINE CONTROLS IN NOSE FUSELAGE







This file was downloaded
from the RTFM Library.

Link: www.scottbouch.com/rtfm

Please see site for usage terms,
and more aircraft documents.

