

SERVICES
CABIN PRESSURE SYSTEM IN CENTRE FUSELAGE FRAME 12 TO FRAME 17

Ref. No.	Part No.	Description					No. off	Matl. Spec.	Cl. of St.	Plate and Illust'n No.
		1	2	3	4	5			M.R.	
	E.A2.75.7	CABIN PRESSURE SYSTEM IN CENTRE FUSELAGE, FRAME 12 TO FRAME 17, ASSEMBLY					—	—	—	
		Spares for :—								
	E.A2.75.99	Bracket,	pipe supporting	5	DTD.610	—	
1334	E.A3.75.81	Clip,	pipe, special	5	DTD.610	C	
1440	E.A3.75.147	Connection,	rubber, 2."5 i/d	6	Silastic	C	
	→	Gauze,	fine wire mesh	QR	Cad'm Plated	—	
	E.A2.75.91	Pipe,	connecting, between frame 12 and frame 12A				1	DTD.310	—	
	E.A2.75.93	Pipe,	connecting, between frame 12A and frame 13				1	DTD.310	—	
	E.A2.75.97	Pipe,	elbow, connection, between wing and fuselage				1	DTD.213	—	
	E.A2.75.219	Pipe,	connection, between wing to fuselage elbow and running joint				3	DTD.310	—	
	E.A2.75.221	Pipe,	connection, at frame 15		1	DTD.310	—	
	E.A2.75.223	Pipe,	connection, at frame 14		1	DTD.310	—	

Pages 695 to 698 not issued



SERVICES
CABIN PRESSURE SYSTEM IN CENTRE FUSELAGE, FRAME 12 TO FRAME 17

Ref. No.	Part No.	1	2	3	4	5	6	Description	No. off	Matl. Spec.	Cl. of Equip.	Plate No.
											M.R.	
		<p align="center">SUMMARY OF STOCK ITEMS USED ON CABIN PRESSURE SYSTEM IN CENTRE FUSELAGE, FRAME 12 TO FRAME 17, ASSEMBLY</p>										
28D/12513	A25/2C							Bolt, 2 BA, hex. head, "65 long	...			C
28D/12531	A25/3C							Bolt, 2 BA, hex. head, "75 long	...			C
28D/12533	A25/5C							Bolt, 2 BA, hex. head, "95 long	...			C
28D/8307	AS.1242/2C							Bolt, 2 BA, c'sk. head	...			C
28M/10288	AGS.2001/C/1							Nut, stiff, 2 BA	...			C
28W/9419402	SP.13/C							Washer, 2 BA, plain	...			C

SERVICES
CABIN PRESSURE SYSTEM IN FRONT FUSELAGE

Ref. No.	Part No.	Description	No. off	Matl. Spec.	Cl. of Equip.	Plate No.
					M.R. L.M.	
	E.A.2.75.3	CABIN PRESSURE SYSTEM IN FRONT FUSELAGE, ASSEMBLY	—	—	—	
		Spares for:—				
1333	E.A.3.75.83	Adaptor, non-return valve mounting	1	DTD.289	C	
	E.A.2.75.99	Bracket, pipe supporting	2	L.72	—	
	E.A.3.75.177	Bracket, pipe supporting	4	L.72	—	
	E.A.2.75.439	Bracket, pipe supporting	1	L.72	—	
	E.A.2.75.645	CABIN PRESSURE STATIC LINE ASSEMBLY (MOD. 1406)	—	—	—	
		Spares for:—				
2156	EEAS.112/7	Clip, pipe, single	10	L.72	C	
3397	E.A.2.80.421	Pipe, static, vent, from drain tee connection of frame A to running coupling aft of frame 4	1	L.56	C	
3564	E.A.2.80.423	Pipe, static vent, from running coupling aft of frame 4 to drain tee connection aft of frame 6	1	L.56	C	
3565	E.A.2.80.425	Pipe, static vent, from drain tee connection aft of frame 6 to coupling forward of pressure bulkhead.	1	L.56	C	
3400	E.A.3.80.1649	Pipe, drain, at tee coupling aft of frame A and tee coupling aft of frame 6	1	L.54	C	
3402	E.A.3.80.1965	Pipe, assembly, static vent, from coupling forward of pressure bulkhead to master control valve connection	1	DTD.323	C	
	E.B.7.80.671	Pipe, static vent, from nose tee piece at frame B to drain tee connection aft of frame A	1	L.56	—	
	E.B.7.80.675	Pipe, static vent, transverse, from nose tee piece at frame A to pipe joint. $\frac{1}{8}$ " o/d x 22 SWG	1	L.56 or L.54	—	
	E.B.7.80.791	Pipe, static vent, from nose tee piece at frame A to starboard connection inside of fuselage (Mod. 1709)	1	L.56 or L.54	—	
	E.B.7.80.789	Pipe, static vent, transverse, from pipe joint to port connection in side of fuselage. $\frac{1}{8}$ " o/d x 22 SWG (Mod. 1709)	1	L.56 or L.54	—	
	E.A.2.75.561	CABIN AIR DISTRIBUTION, ASSEMBLY (MOD. 1273)	—	—	—	
		Spares for:—				
5647	EEAS.143/26	Clip, pipe	3	L.72	C	
1708	E.A.3.75.145	Connection, rubber, 1"5 1/d	3	Silastic	C	
	E.B.7.75.5301	DIFFUSER, NAVIGATOR'S, ASSEMBLY (MOD. 4046)	—	—	—	
		Spares for:—				
16607	E.B.7.75.51	Bracket, diffuser mounting	1	L.72	C	
1349	E.A.3.75.89	Clip, diffuser retaining	2	L.72	C	
34680	E.B.7.75.5299	Diffuser (Mod. 4046)	1	—	C	
12027	E.B.7.75.83	Fairlead, special, navigator's fishtail connecting pipe on channel member at frame 4	1	LFS.21	C	

SERVICES
CABIN PRESSURE SYSTEM IN FRONT FUSELAGE

Ref. No	Part No.	Description	No. off	Matl. Spec.	Cl. of Equip.		Plate No.
					M.R.	L.M.	
		1 2 3 4 5 6					
20635	E.B7.75.55	Louvre, "punkah", type DAR.2 (made from Ref. 5042)	1	—		B	
	E.B7.75.61	LOUVRE, PILOT'S (PEDAL GUARD), ASSEMBLY	—	—		—	
		Spares for:—					
16606	E.B7.75.41	Bracket, "punkah", louvre mounting	1	L.72		C	
	THERMO TANKS						
5042	DAR.2	Louvre, "punkah"	1	—		B	
	E.B7.75.65	LOUVRE, PILOT'S (STARBOARD SIDE), ASSEMBLY	—	—		—	
		Spares for:—					
12028	E.B7.75.33	Box, louvre, assembly	1	—		C	
16604	E.B7.75.35	Bracket, "punkah", louvre mounting	1	L.72		C	
16605	E.B7.75.37	Bracket, "punkah", louvre mounting	1	L.72		C	
16608	E.B7.75.523	Bracket, demand oxygen hose clip attachment	1	L.72		C	
20635	E.B7.75.55	Louvre, "punkah", type DAR.2 (may be made from Stores Ref. No. 5042)	1	—		B	
	E.B7.75.43	NAVIGATOR'S FISHTAIL, ASSEMBLY	—	—		—	
		Spares for:—					
5721	E.B7.75.49	Fishtail, navigator's diffuser	1	—		C	
	E.A3.75.549	PILOT'S FISHTAIL, ASSEMBLY	—	—		—	
		Spares for:—					
9053	E.A3.75.551	Fishtail, pilot's diffuser	1	L.54		B	
5724	E.B7.75.71	Pipe, branch, for pilot's louvre pedal guard ...	1	L.54		C	
12232	E.A3.75.561	Pipe, branch, for navigator's fishtail (Mod. 1273)	1	L.54		C	
5727	E.B7.75.77	Pipe, connecting, navigator's fishtail	1	L.54		C	
5737	E.B7.75.223	Pipe, flexible, for pilot's fishtail (Pre-Mod. 3707)	1	Bell's		C	
				Asbestos			
	E.B7.75.5269	Pipe, flexible, for pilot's fishtail (Mod. 3707) ...	1	BAS.21/TH		—	
12233	E.A3.75.559	Pipe, flexible, from main branch pipe at frame 2 to branch pipe connection for navigator's fishtail and louvre (Mod. 1273)	1	Bell's		C	
				Asbestos			
5739	E.B7.75.227	Pipe, flexible, for navigator's louvre at frame 6 (Pre-Mod. 3707)	1	Bell's		C	
				Asbestos			
	E.B7.75.5273	Pipe, flexible, for navigator's louvre at frame 6 (Mod. 3707)	1	BAS.21/TH		—	
5742	E.B7.75.233	Pipe, flexible, from branch pipe to pilot's louvre (Pre-Mod. 3707)	1	Bell's		C	
				Asbestos			
	E.B7.75.5279	Pipe, flexible, from branch pipe to pilot's louvre (Mod. 3707)	1	BAS.21/TH		—	
5743	E.B7.75.237	Pipe, flexible, between pilot's louvre branch pipes (Pre-Mod. 3707)	1	BAS.21/TH		—	
	E.B7.75.5281	Pipe, flexible, between pilot's louvre branch pipes (Mod. 3707)	1	BAS.21/TH		—	
	E.B7.75.5303	Pipe, flexible, from branch pipe to navigator's diffuser (Mod. 4046)	1	BAS.21/TH		—	
	E.A3.75.443	PIPE, BRANCH, MAIN, ASSEMBLY	1	—		—	
		Spares for:—					
	E.A3.75.445	Pipe, assembly	1	—		—	
16550	E.A3.75.447	Pipe, from main branch pipe to branch pipe for pilot's and navigator's louvres	1	L.54		C	

SERVICES
CABIN PRESSURE SYSTEM IN FRONT FUSELAGE

Ref. No.	Part No.	Description	No. off	Matl. Spec.	Cl. of Equip.	Plate No.
					M.R.	
		1 2 3 4 5 6				
9050	E.A3.75.489	Pipe, branch, pilot's and navigator's louvres ...	1	—	C	
12029	E.A3.75.541	Pipe, flexible, navigator's "punkah" louvre ...	1	Bell's Asbestos	C	
1444	EEAS.66/3	Ring, clamping ...	4	L.72	C	
2149	E.A3.75.143	Sleeve, pipe connecting, 1" i/d ...	1	Silastic	C	
1707	E.A2.75.37	Clip, pipe, special ...	4	L.72	C	
1334	E.A3.75.81	Clip, pipe, special ...	2	L.72	C	
1335	E.A1.75.105	Clip, pipe, special ...	4	S.3	C	
16543	E.A2.75.441	Clip, pipe, special ...	1	L.72	C	
1708	E.A3.75.145	Connection, rubber, 1"5 i/d ...	4	Silastic	C	
1440	E.A3.75.147	Connection, rubber, 2"5 i/d ...	4	Silastic	C	
	E.A3.76.221	DE-MISTER, INNER CANOPY, ASSEMBLY ...	—	—	—	
		Spares for:—				
5183	EEAS.143/25	Clip, pipe, 3/8" o/d ...	1	L.72	C	
4612	E.A3.76.241	Flange, assembly ...	1	—	C	
4613	E.A3.76.253	Pipe, de-misting ...	1	L.54	C	
4614	E.A3.76.223	Valve, butterfly type ...	1	—	B	
	E.B7.75.761	DIFFUSER, NOSE, AT FRAME B, ASSEMBLY (MOD. 1406) ...	—	—	—	
		Spares for:—				
19885	E.A2.75.635	Diffuser ...	1	—	C	
1341	E.A3.75.73	Pipe, assembly, from pressure bulkhead connection to rubber joint aft of frame 6	1	L.59	C	
2202	E.A2.75.121	Pipe, elbow, connecting, from pressure bulkhead to rubber joint aft of frame 6	1	L.59	C	
16525	E.A2.75.123	Pipe, elbow, connecting, from rubber joint aft of frame 10 to rubber joint aft of frame 9	1	L.59	C/MR	
1732	E.A3.75.155	Pipe, from rubber joint aft of frame 6 to rubber joint aft of frame 5	1	L.59	C	
12243	E.B6.75.695	Pipe, non-metallic, from flanged joint at frame 4 to flanged joint at frame 3 (Mod. 1484)	1	Glass Cloth	C	
1734	E.A3.75.171	Pipe, elbow, for cabin connection, at frame 2 ...	1	L.54	C	
16532	E.A2.75.263	Pipe, elbow, connection, between frame 10 and frame 12	1	L.54	C/MR	
1336	E.A3.75.287	Pipe, assembly, from pressure control valve connection to master unit discharge valve connection	1	L.56	C	
19916	E.B7.75.763	Pipe, nose, diffuser branch (Mod. 1406) ...	1	L.54	C	
19917	E.B7.75.765	Pipe, connecting, from butterfly valve to connection at frame A (Mod. 1406)	1	L.56	C	
12244	E.A3.75.571	Pipe, non-metallic, from rubber joint aft of frame 5 to flanged joint at frame 4 (Mod. 1484)	1	Glass Cloth	C	
2839	E.A3.75.307	Seal, pipe, flange at frame 2 ...	2	Langite	C	
2149	E.A3.75.143	Sleeve, connecting, diffuser branch pipe ...	1	Glass Fabric	C	
21927	E.A3.75.573	Stud, screwed, 1/4" BSF (Mod. 1714) ...	1	S.92	—	
27KD/3	NORMALAIR 500326	Unit, master ...	1	—	A	
27KD/4	NORMALAIR 493020	Valve, pressure control ...	1	—	A	
27KD/7	NORMALAIR 500457	Valve, non-return ...	1	—	A	

SERVICES
CABIN PRESSURE SYSTEM IN FRONT FUSELAGE

Ref. No	Part No.	Description	No. off	Matl. Spec.	Cl. of Equip.		Plate No.
					M.R.	L.M.	
		1 2 3 4 5 6					
4614	E.A3.76.223	Valve, butterfly type (Mod. 1406)	1	—		B	
1345	E.A3.75.95	Washer, special, between non-return valve and mounting adaptor at pressure bulkhead	2	Langite		C	
1346	E.A1.75.131	Washer, special, jointing, non-return valve mounting	2	Langite		C	
1347	E.A3.75.139	Washer, special, between pipe flange and pressure bulkhead, non-return valve mounting	1	L.72		C	

Pages 703 to 706 not issued



**SERVICES
CABIN PRESSURE SYSTEM IN FRONT FUSELAGE**

Ref. No	Part No.	Description	No. off	Mati. Spec.	Cl. of Equip.	Plate No.
					M.R. L.M.	
SUMMARY OF STOCK ITEMS USED ON CABIN PRESSURE SYSTEM IN FRONT FUSELAGE, ASSEMBLY						
28F/9838	AGS.1104/A	Adaptor, cone			C	
28D/12528	A25/1B	Bolt, 4 BA, hex. head, "45 long			C	
28D/12511	A25/2B	Bolt, 4 BA, hex. head, "6 long			C	
28D/9419452	A25/3B	Bolt, 4 BA, hex. head, "7 long			C	
28D/9436920	A25/1C	Bolt, 2 BA, hex. head, "55 long			C	
28D/12531	A25/3C	Bolt, 2 BA, hex. head, "75 long			C	
28D/12533	A25/5C	Bolt, 2 BA, hex. head, "95 long			C	
28D/12515	A25/10C	Bolt, 2 BA, hex. head, 1"45 long			C	
28D/12518	A25/2E	Bolt, 1/2" BSF, hex. head, "65 long			C	
28D/12519	A25/3E	Bolt, 1/2" BSF, hex. head, "8 long			C	
28D/11937	AS.1246/1B	Bolt, 4 BA, round head, "46 long			C	
28D/11564	AS.1246/1C	Bolt, 2 BA, round head, "5 long			C	
28D/14884	AS.2922/3B	Bolt, 4 BA, round head			C	
28F/13603	AGS.838/8	Bush, rubber			C	
28F/11177	AGS.1159/A	Cap, cone			C	
28F/5107	AGS.838/3	Elbow, union			C	
28F/9501	AGS.1142/B	Nipple, adaptor			C	
28F/5108	AGS.838/4	Nut, union			C	
28M/12931	A27/ET	Nut, 1/2" BSF			C	
28M/10287	AGS.2001/B/1	Nut, stiff, 4 BA			C	
28M/10280	AGS.2001/B/3	Nut, stiff, 4 BA			C	
28M/10288	AGS.2001/C/1	Nut, stiff, 2 BA			C	
28M/10290	AGS.2001/E/1	Nut, stiff, 1/2" BSF			C	
28M/12153	AGS.2007/B/1	Nut, stiff, 4 BA			C	
28P/1201	AGS.166/1	Pin, split, 1/16" x 1/2" long			C	
28S/12072	A31/C48	Screw, 2 BA, cheese head, 1"5 long			C	
28F/5721	AGS.904/A	Sleeve, outer			C	
28F/5104	AGS.838/1	Union, straight			C	
28F/5105	AGS.838/2	Union, tee			C	
28W/9419465	SP.13/B	Washer, 4 BA			C	
28W/9419402	SP.13/C	Washer, 2 BA			C	
28W/9418921	SP.13/E	Washer, 1/2" BSF			C	
28W/12664	SP.14/B	Washer, 4 BA, plain			C	
28W/3098	AGS.162/C	Washer, 2 BA			C	
28W/3100	AGS.162/E	Washer, 1/2" BSF			C	
28W/9419474	SP.15/B	Washer, 4 BA			C	
28W/9419475	SP.15/C	Washer, 2 BA			C	
28W/9419405	SP.15/E	Washer, 1/2" BSF			C	
28W/7765	AGS.567/A	Washer, jointing			C	

Restricted

Ref. No.	Part No.							No. off	Matl. Spec.	Cl. of Equip.	Plate No.
		1	2	3	4	5	6			M.R. L.M.	

Restricted

Pages 709 to 712 not issued



**SERVICES
CABIN PRESSURE SYSTEM IN PORT WING**

Ref. No.	Part No.	Description					No. off	Mact. Spec.	Cl. of St.	Plate and Illust'n No.
		1	2	3	4	5			M.R.	
	E.A2.75.17	CABIN PRESSURE SYSTEM IN PORT WING, ASSEMBLY					—	—	—	
		Spares for :—								
2173	E.A3.75.35	Bracket, constant flow valve bottom mounting					1	DTD.610	C	
2177	E.A3.75.37	Bracket, pipe clip at rib 3					1	DTD.213	C	
2174	E.A3.75.43	Bracket, constant flow valve top mounting ...					1	DTD.610	C	
	E.A4.75.67	Bracket, support, air cooler inlet pipe ...					1	DTD.213	C	
	E.A2.75.369	Bracket, pipe support at rib 2					2	L59	—	
1348	E.A3.75.45	Clip, constant flow valve mounting					1	DTD.610	C	
1350	E.A3.75.93	Clip, special, for pipe support bracket at inboard engine rib					1	DTD.610	C	
2507	E.A2.75.105	Clip, for pipe support at rib 2					2	DTD.610	C	
1335	E.A1.75.105	Clip, pipe special					1	DTD.610	C	
	E.A1.75.47	Connection, spill pipe					1	DTD.124A	—	
1440	E.A3.75.147	Connection, rubber, 2½" i/d x ⅜" thick x 2.5" long, Silastic 150					1	Glass Fabric	C	
2171	E.A1.75.101	Cover, gauze, spill pipe					1	—	C	
3540	E.A2.75.377	Elbow, special wing to engine connection ...					1	—	—	
3541	E.A2.75.379	Elbow, connection at non-return valve ...					1	—	C	
1357	E.A3.75.29	Pipe, "Y" branch connection for cooler and by-pass pipe					1	—	C	
1358	E.A3.75.31	Pipe, bend from leading edge air intake connection to rubber joint at mixing valve					1	T9	C	
4530	E.A2.75.421	Pipe, assembly, continuation, from mixing valve to branch pipe connection					1	DTD.310	C	
1510	E.A1.75.49	Pipe, spill, 2.5 o/d x 20 SWG					1	DTD.310	C	
4755	E.A4.75.65	Pipe, from mixing valve to cooler					1	DTD.310	C	
1360	E.A1.75.93	Pipe, leading edge connection					1	DTD.124A	C	

**SERVICES
CABIN PRESSURE SYSTEM IN PORT WING**

Ref. No.	Part No.	Description					No. off	Matl. Spec.	Cl. of St.	Plate and Illust'n No.
		1	2	3	4	5			M.R.	
3542	E.A2.75.383	Pipe, assembly, constant flow valve and engine branch					1	L54	C	
3543	E.A2.75.385	Pipe, assembly, intermediate through rib 2 ...					1	L56	C	
3544	E.A2.75.387	Pipe, assembly, from intermediate pipe to fuselage elbow connection					1	L54	C	
27KD/6	NORMALAIR 501670	Valve, non-return					1	—	A	
3545	E.A2.75.391	VALVE, CONSTANT FLOW, GROUP Spares for :—					1	—	A	
3546	E.A2.75.389	Coupling, special, inlet connection ...					1	DTD.683	C	
1362	E.A3.75.23	Pipe, elbow connection between constant flow and mixing valves					1	DTD.124A	C	
27KD/8	NORMALAIR 497776	Washer, sealing					1	—	C	
30A.2208	+	Wire, locking, 16 SWG					QR	Soft Iron	C	
30A.2296	+	Wire, locking, 20 SWG					QR	Soft Iron	C	
2130	E.A3.75.359	VALVE, MIXING, GROUP Spares for :—					1	—	A	
SW/52	E.E. CO. TYPE 203 MK.3	Actuator					1	DTD.126	A	
^{275/161} _{29/9/50042}	HOFFMAN T25	Bearing					2	—	A	
2186	E.A1.75.37	Bracket, mixing valve support					1	DTD.390	C	
2187	E.A1.75.39	Bracket, mixing valve suspension					1	DTD.390	C	
5090	E.A3.75.385	Casing, valve					1	DTD.289	C	
2179	E.A1.75.25	Coupling, mixing valve barrel to actuator ...					1	S11	C	
2194	E.A3.75.379	Coupling, mixing valve to transmitter ...					1	S92	C	
2180	E.A1.75.19	Cover, end mixing valve					1	DTD.289	C	
2181	E.A3.75.349	Elbow, mixing valve to cabin direct air pipe					1	DTD.124A	C	
2182	E.A3.75.351	Elbow, cabin blower to mixing valve ...					1	DTD.124A	C	
2183	E.A3.75.353	Elbow, mixing valve inlet					1	DTD.124A	C	
2184	E.A3.75.355	Elbow, mixing valve to spill					1	DTD.124A	C	
2185	E.A3.75.357	Elbow, mixing valve to cooler					1	DTD.124A	C	
2198	E.A3.75.367	Gland, sealing					1	DTD.683	C	
2192	E.A1.75.43	Packing, mixing valve elbow connection (Rubbalex Ltd.)					1	T.N.F.	C	
2193	E.A1.75.45	Packing, mixing valve to cooler elbow (Rubbalex Ltd.)					1	T.N.F.	C	
2195	E.A3.75.375	Plate, baffle					1	DTD.610	C	
2188	E.A1.75.21	Stop, barrel unit travel					1	S11	C	

**SERVICES
CABIN PRESSURE SYSTEM IN PORT WING**

Ref. No.	Part No.	Description					No. off	Matl. Spec.	Cl. of St.	Plate and Illust'n No.
		1	2	3	4	5			M.R.	
1548	E.A1.75.245	Stop , transmitter	1	DTD.124A	C	
2191	E.A1.75.41	Stud , mixing valve, support bracket	2	S11	C	
2196	E.A3.75.377	Stud , transmitter mounting	4	S11	C	
2189	E.A3.75.399	Stud , actuator and transmitter mounting	1	S11	C	
2190	E.A3.75.401	Stud , mixing valve end cover mounting	8	S11	C	
	E.A3.75.403	Stud , actuator and transmitter mounting. (Make from Ref. 2189)	2	S11	—	
2201	E.A3.75.365	Washer , special, 18 SWG	2	DTD.610	C	
2199	E.A3.75.369	Washer , special, distance	1	S92	C	
2200	E.A3.75.371	Washer , distance	1	DTD.603 L-56	C	
2197	E.A3.75.373	Washer , thrust, 18 SWG	1	DTD.124	C	
3548	E.A2.75.381	Washer , special non-return valve connection	2	Silicon Rubber	C	

Pages 717 to 720 not issued



**SERVICES
CABIN PRESSURE SYSTEM IN STARBOARD WING**

Ref. No.	Part No.	Description					No. off	Matl. Spec.	Cl. of St.	Plate and Illust'n No.
		1	2	3	4	5			M.R.	
	E.A2.75.18	CABIN PRESSURE SYSTEM IN STARBOARD WING, ASSEMBLY					—	—	—	
		Spares for :—								
1707	E.A2.75.37	Clip , pipe support, at rib 2					2	DTD.610	C	
3549	E.A2.75.378	Elbow , special, wing to engine connection ...					1	—	C	
3541	E.A2.75.379	Elbow , connection at non-return valve ...					1	—	C	
	E.A2.75.345	Pipe , support, at rib 1					2	LFS.21	—	
3550	E.A2.75.371	Pipe , assembly, from non-return valve to coupling between ribs 2 and 3					1	DTD.310	C	
3551	E.A2.75.373	Pipe , assembly, intermediate bend ...					1	DTD.310	C	
3552	E.A2.75.375	Pipe , assembly, from coupling at rib 1 to fuselage elbow connection					1	^{in 56} DTD.310	C	
2149/6	NORMALAIR 501670	Valve , non-return					1	—	A	

Pages 723 to 724 not issued



SERVICES
CABIN PRESSURE SYSTEM IN PORT AND STARBOARD WINGS

Ref. No	Part No.	Description	No. off	Matl. Spec	Cl. of Equip.	Plate No.
					M.R. L.M.	
SUMMARY OF STOCK ITEMS USED ON CABIN PRESSURE SYSTEM IN PORT AND STARBOARD WINGS, ASSEMBLY						
28F/8216	AGS.1142/J	Adaptor, nipple	C	
28F/11777	AGS.1142/K	Adaptor, nipple	C	
28F/12427	AGS.1213/H	Bolt, banjo, 1" BSP	C	
28D/9436920	A25/1C	Bolt, 2 BA, hex. head, "55 long	C	
28D/12513	A25/2C	Bolt, 2 BA, hex. head, "65 long	C	
28D/12531	A25/3C	Bolt, 2 BA, hex. head, "75 long	C	
28D/12538	A25/15C	Bolt, 2 BA, hex. head, 1"95 long	C	
28D/12707	A25/1E	Bolt, 1/2" BSF, hex. head, "6 long	C	
28D/12547	A25/15E	Bolt, 1/2" BSF, hex. head, 2"0 long	C	
28D/12548	A25/17E	Bolt, 1/2" BSF, hex. head, 2"2 long	C	
28D/8308	AS.1242/3C	Bolt, 2 BA, c'sk. head, "7 long	C	
28F/12399	AGS.1167/J	Elbow	C	
28F/11906	AGS.1170/J	Nipple	C	
28F/12071	AGS.1170/K	Nipple	C	
28M/9403520	A27/CP	Nut, 2 BA, plain	C	
28M/12928	A27/EP	Nut, 1/2" BSF	C	
28M/10288	AGS.2001/C/1	Nut, stiff, 2 BA	C	
28M/10290	AGS.2001/E/1	Nut, stiff, 1/2" BSF	C	
28M/10299	AGS.2001/E/2	Nut, stiff, 1/2" BSF	C	
28P/12587	SP.9/C4	Pin, split, 1/16" dia. x "5 long	C	
28P/9429528	SP.9/C8	Pin, split, 1/16" dia. x 1"0 long	C	
28P/5495	SP.4Z/B3	Pin, shackle	C	
28F/10024	AGS.1140/D	Plug	C	
28F/10373	AGS.954/D	Sleeve	C	
28F/12389	AGS.1119/K	Tee, union	C	
28W/9419465	SP.13/B	Washer, 4 BA, plain	C	
28W/9419402	SP.13/C	Washer, 2 BA, plain	C	
28W/9418921	SP.13/E	Washer, 1/2" BSF, plain	C	
28W/3098	AGS.162/C	Washer, 2 BA, single spring	C	
28W/3100	AGS.162/E	Washer, 1/2" BSF, spring	C	
28W/9419475	SP.15/C	Washer, 2 BA, plain	C	
28W/14886	SP.55/C	Washer, 2 BA, spring	C	
28F/14892	AGS.1115/13	Washer	C	
28F/9439	AGS.1138/H	Washer, jointing	C	
28F/10500	AGS.1138/K	Washer, jointing	C	

CANBERRA P.R. MK.3

Page 727

CAMERAS AND CAMERA CONTROLS

Ref. No.	Part No.	Description					No. off	Matl. Spec.	Cl. of St.	Plate No.
		1	2	3	4	5			M.R. L.M.	
	E.A2.83.1	CAMERAS AND CAMERA CONTROLS, ASSEMBLY					—	—	—	
		Spares for :—								
6914	E.A2.83.975	Cover , rear, camera, at frames 34-35 ...					1	—	C	
5179	E.A2.83.979	Cover , centre, camera, at frame 31 ...					1	—	C	
	E.A2.83.5	INSTALLATION OF CAMERA DAY ROLE					—	—	—	
		Spares for :—								
6915	E.A2.83.905	Adaptor , 36" cone camera mounting between frames 29-31					2	—	C	
	E.A2.83.11	INSTALLATION OF CAMERA SURVEY ROLE					—	—	—	
		Spares for :—								
	E.A2.83.557	Bracket , camera mounting, starboard ...					2	DTD.289	—	
	E.A2.83.559	Bracket , camera mounting, port ...					2	DTD.289	—	
	E.A2.83.1355	MOUNTING F49 6" LENS, ASSEMBLY					—	—	—	
		Spares for :—								
6916	E.A2.83.1181	Bush , camera locating set screw ...					4	S94	C	
12989	E.B7.83.49	Screw , assembly, camera set (Mod. 1495)					4	—	C	
17522	EEAS.28/30FU	Washer , special ...					16	DTD.124	C	
	E.A2.83.13	INSTALLATION OF CAMERA NIGHT ROLE					—	—	—	
		Spares for :—								
	E.A2.83.1463	INSTALLATION OF PHOTO-CELLS IN REAR FUSELAGE					—	—	—	
		Spares for :—								
5994	E.A2.83.1469	BEAM, AFT, GROUP ...					1	—	B	
		Spares for :—								
27FP7 286P7	AVIATN. DEVELS. A.413	Pin , "pip," quick release ...					2	HTS	C	

CAMERAS AND CAMERA CONTROLS

Ref. No.	Part No.	Description					No. off	Matl. Spec.	Cl. of St.	Plate No.
		1	2	3	4	5			M.R. L.M.	
28FP/1 27FP/4	AVIATN. DEVELS. A 403				Pin,	"pip," quick release	2	HTS	C	
28FP/7 27FP/7	AVIATN DEVELS. A.413				Pin,	"pip," quick release	6	HTS	C	
5995	E.A2.83.1465				Rail,	inner photo-cell	1	—	C	
5996	E.A2.83.1467				Rail,	outer photo-cell, port	1	—	C	
5997	E.A2.83.1468				Rail,	outer photo-cell, starboard	1	—	C	
	E.A2.83.777				RAILS, CAMERA, FX89-36F, ASSEMBLY		—	—	—	
					Spares for :—					
3491	E.A2.83.825				Rail,	camera inboard	1	—	C	
3490	E.A2.83.827				Rail,	camera, outboard	1	—	C	
	E.A2.83.778				RAILS, CAMERA, FX89-36F, ASSEMBLY (MOD. 1496)		—	—	—	
					Spares for :—					
22000	E.A2.83.826				Rail,	camera, inboard	1	—	B	
22001	E.A2.83.828				Rail,	camera, outboard	1	—	B	
6918	EEAS.28/51FR				Washer,	special	4	DTD.124	C	
6919	E.A2.83.977				Rail,	camera cover	1	—	C	

CAMERAS AND CAMERA CONTROLS

Ref. No.	Part No.	Description					No. off	Matl. Spec.	Cl. of St.	Plate and Illust'n No.
		1	2	3	4	5			M.R.	
SUMMARY OF STOCK ITEMS USED ON CAMERAS AND CAMERA CONTROLS, ASSEMBLY										
28D/12528	A.25/1B								C	
28D/12512	A.25/1C								C	
28D/12513	A.25/2C								C	
28D/12531	A.25/3C								C	
28D/12532	A.25/4C								C	
28D/12519	A.25/3E								C	
28D/12520	A.25/4E								C	
28D/12544	A.25/8E								C	
28D/12570	A.25/11E								C	
28D/12571	A.25/21E								C	
28D/13210	A.28/10C								C	
28D/	A.28/11C								C	
28D/12955	A.28/16C								C	
28D/8307	AS.1242/2C								C	
28D/8314	AS.1242/10C								C	
28D/11210	AS.1246/3C								C	
28D/10764	AS.1248/1B								C	
28D/8341	AS.1248/1C								C	
28M/10287	AGS.2001/B/1								C	
28M/10288	AGS.2001/C/1								C	
28M/10290	AGS.2001/E/1								C	
28M/10281	AGS.2001/C/3								C	
28P/1201	AGS.166/1								C	
28P/1208	AGS.166/11								C	
	SP9/6C								C	
28P/828	SP4Y/B2								C	
28P/830	SP4Y/B4								C	

CAMERAS AND CAMERA CONTROLS

Ref. No.	Part No.	Description					No. off	Matl. Spec.	Cl. of St.	Plate and Illust'n No.
		1	2	3	4	5			M.R.	
28P/ 292/20053	A.33/C16	Screw,	2	BA,	c'sk head,	$\frac{1}{2}$ " long	C	
28P/ 282/9435716	A.33/B12	Screw,	4	BA,	c'sk head,	$\frac{3}{8}$ " long	C	
28P/ 28W/9449402	SP.13/C	Washer,	2	BA,	plain	C	
28W/3081	AGS.161/C	Washer,	2	BA,	plain	C	
28W/3098	AGS.162/C	Washer,	2	BA,	spring	C	
17 28W/12252	SP.13/C	Washer,	2	BA,	plain	C	
28W/12253	SP.13/E	Washer,	1	BFS,	plain	C	
at 18921										
28W/16151	SP.55/J.	Washer,	2	BFS,	spring,	double			C	

SERVICES
CAMERA HEATING SYSTEM IN CENTRE FUSELAGE, FRONT BAY

Ref. No	Part No.	Description	No. off	Matl. Spec	Cl. of Equip.	Plate No.
					M.R. L.M.	
	E.A2.75.567	CAMERA HEATING SYSTEM IN CENTRE FUSELAGE FRONT BAY, ASSEMBLY (MOD. 1164) Spares for:—				
1707	E.A2.75.37	Clip, pipe, special	5	L.72	C	
2507	E.A2.75.105	Clip, pipe, special	5	L.72	C	
1708	E.A3.75.145	Connection, rubber, 1"5 i/d	8	Sifastic	—	
11432	E.A2.75.581	Pipe, flanged, connecting, from constant flow valve to rubber hose coupling at frame 12	1	L.54	C	
11455	E.A2.75.643	Pipe, assembly, port camera window demisting at frame 13	1	—	C	
11456	E.A2.75.644	Pipe, assembly, starboard camera window demisting at frame 13	1	—	C	
11454	E.A2.75.641	Pipe, assembly, port and starboard camera window demisting at frame 12	2	—	C	
2926	E.A2.75.327	Pipe, assembly, from branch line to camera structure	1	—	C	
11426	E.A2.75.569	Pipe, assembly, from temperature control valve to port window	1	L.54	C	
11427	E.A2.75.571	Pipe, assembly, from transverse pipe coupling to temperature control valve frame 12 port window	1	L.54	C	
11428	E.A2.75.573	Pipe, assembly, transverse, at frame 12	1	L.54	C	
11429	E.A2.75.575	Pipe, bend, at frame 12	1	L.54	C	
11430	E.A2.75.577	Pipe, assembly, from temperature control valve to starboard window	1	L.54	C	
11431	E.A2.75.579	Pipe, branch, for temperature control valve between frame 12 and 12A starboard window	1	L.54	C	
	E.A2.75.237	VALVE, CONSTANT FLOW, ASSEMBLY Consisting of:—	—	—	—	
27KD/5	NORMALAIR 502090	Valve, constant flow, Mk. 3	1	—	A	
27KD/8	NORMALAIR 497776	Washer, special	1	—	C	
11418	E.A2.75.465	VALVE, TEMPERATURE CONTROL Spares for:—	2	—	A	
	E.A2.75.469	Piston, valve	1	DTD.683	—	
	E.A2.75.477	Spring:	1	DTD.215	—	
27V/	TEDDINGTON CONTROLS T.H.T.147	Thrustat:	1	—	—	

Ref. No.	Part No.							Description	No. off	Matl. Spec.	Cl. of Equip.	Plate No.
		1	2	3	4	5	6				M.R. L.M.	

SERVICES
CAMERA HEATING SYSTEM IN CENTRE FUSELAGE FRONT BAY

Ref. No.	Part No.	Description					No. off	Matl. Spec.	Cl. of St.	Plate and Illust'n No.
		1	2	3	4	5			M.R.	
SUMMARY OF STOCK ITEMS USED CAMERA HEATING SYSTEM IN CENTRE FUSELAGE, FRONT BAY, ASSEMBLY										
28D/12512	A.25/1C	Bolt, 2 BA, hex. head, .755 long						C
28D/12513	A.25/2C	Bolt, 2 BA, hex. head, .765 long						C
28M/10288	AGS.2001/C/1	Nut, stiff, 2 BA						C
28W/9414	SP.13/C	Washer, 2 BA, plain						C
28W/3098	AGS.162/C	Washer, 2 BA, spring						C
28E/8280	AGS. 1142/H	Nipple, adapt.								C
28E/12071	AGS 1170/K.	Nipple, adapt.								C

CANBERRA P.R. MK.3

**SERVICES
CAMERA HEATING SYSTEM IN CENTRE FUSELAGE REAR BAY**

Ref. No.	Part No.	Description					No. off	Matl. Spec.	Cl. of St.	Plate No.
		1	2	3	4	5			M.R. L.M.	
	E.A2.75.523	CAMERA HEATING SYSTEM IN CENTRE FUSELAGE REAR BAY, ASSEMBLY (MOD. 1164)					—	—	—	
		Spares for :—								
2507	E.A2.85.105	Clip, pipe	retaining	7	DTD.610	C	
9048	EEAS.143/28	Clip, pipe,	special	1	DTD.610	C	
30B/1145	→	Gauze, fine wire mesh	QR	Cad'm Plated	C	
13053	E.B7.75.463	Lagging, for pipe bend between frames 28 and 29					1	Glasscloth	C	
13054	E.B7.75.465	Lagging, for pipe bend between frames 28 and 29					1	Glasscloth	C	
11425	E.A2.75.537	Pipe, assembly, between frame 22 and frame 26					1	L54	C	
11424	E.A2.75.535	Pipe, connecting, between frame 26 and frame 29					1	L54	C	
11420	E.A2.75.529	Pipe, demisting, port window, rear bay, frame 29					1	—	C	
11421	E.A2.75.530	Pipe, demisting, starboard window, rear bay, frame 29					1	—	C	
11419	E.A2.75.515	Pipe, branch, inlet at frame 29		1	—	C	
11422	E.A2.75.531	Pipe, starboard branch inlet to port branch inlet at frame 29					1	—	C	
12114	E.A2.75.541	Pipe, branch, port window, rear bay, frame 29					1	—	C	
16547	E.A2.75.539	Pipe, bend, from main spar connection to connection aft of frame 22					1	—	C	
11423	E.A2.75.533	Pipe, assembly, from temperature control valve to elbow connection at frame 29					1	—	C	
11418	E.A2.75.465	VALVE, TEMPERATURE CONTROL, GROUP					2	—	A	
		Spares for :—								
	E.A2.75.469	Piston, valve	1	DTD.683	—	
	E.A2.75.477	Spring	1	DTD.215	—	
	TEDDINGTON CONTROLS THT.147	Thrustat	1	—	—	



SERVICES
CAMERA HEATING SYSTEM IN CENTRE FUSELAGE, REAR BAY

Ref. No	Part No.	Description	No. off	Matl. Spec	Cl. of Equip.	Plate No.
					M.R. L.M.	
		1 2 3 4 5 6				
		SUMMARY OF STOCK ITEMS USED ON CAMERA HEATING SYSTEM IN CENTRE FUSELAGE REAR BAY, ASSEMBLY				
28D/12528	A25/1B	Bolt, 4 BA, hex. head, 0"5 long	...		C	
28D/12511	A25/2B	Bolt, 4 BA, hex. head, 0"6 long	...		C	
28D/9436920	A25/1C	Bolt, 2 BA, hex. head, 0"55 long	...		C	
28D/12513	A25/2C	Bolt, 2 BA, hex. head, 0"65 long	...		C	
28D/12566	A25/6C	Bolt, 2 BA, hex. head, 1"05 long	...		C	
28D/8341	AS.1248/1C	Bolt, 2 BA, mushroom head, 0"5 long	...		C	
28F/8280	AGS.1142/H	Nipple, adaptor	...		C	
28F/11906	AGS.1170/J	Nipple, adaptor	...		C	
28F/12071	AGS.1170/K	Nipple, adaptor	...		C	
28M/10287	AGS.2001/B1	Nut, stiff, 4 BA	...		C	
28M/10288	AGS.2001/C1	Nut, stiff, 2 BA	...		C	
28VV/9419465	SP.13/B	Washer, 4 BA, plain	...		C	
28VV/9419402	SP.13/C	Washer, 2 BA, plain	...		C	

Ref. No.	Part No.							Description	No. off	Matl. Spec.	Cl. of Equip.	Plate No.
		1	2	3	4	5	6				M.R. L.M.	

SERVICES
CAMERA HEATING SYSTEM IN CENTRE FUSELAGE FRAME 13 TO FRAME 21

Ref. No	Part No.	Description	No. off	Matl. Spec.	Cl. of Equip.	Plate No.
					M.R. L.M.	
	E.A2.75.11	CAMERA HEATING SYSTEM IN CENTRE FUSELAGE, FRAME 13 TO FRAME 21, ASSEMBLY Spares for:—	—	—	—	
16528	E.A2.75.161	Bracket, constant flow valve mounting, front	1	L.72	C	
16537	E.A2.75.343	Bracket, pipe clip mounting	1	—	C	
1707	E.A2.75.37	Clip, pipe, special	2	L.72	C	
16527	E.A2.75.157	Clip, pipe, special	5	L.72	C	
3530	E.A2.75.341	Clip, pipe, special	3	L.72	C	
2207	E.A2.75.145	Pipe, connecting, between frame 13 and frame 15 ...	1	L.56	C	
3532	E.A2.75.347	Pipe, assembly, junction, at frame 15, starboard side	1	L.54	C	
3531	E.A2.75.349	Pipe, junction, for starboard wing connection, at frame 16	1	L.54	C	
3537	E.A2.75.351	Pipe, assembly, connection forward of frame 16 to connection aft of frame 17, starboard	1	L.56	C	
3538	E.A2.75.353	Pipe, assembly, from connection forward of frame 18 to connection at constant flow valve	1	L.56	C	
3535	E.A2.75.355	Pipe, bend, aft of frame 15, port side	1	L.54	C	
3534	E.A2.75.357	Pipe, assembly, from port wing pipe connection to coupling, forward of frame 16	1	L.56	C	
3533	E.A2.75.359	Pipe, assembly, from coupling forward of frame 16 to junction pipe at frame 15	1	L.56	C	
3536	E.A2.75.361	Pipe, assembly, port wing elbow connection	1	L.56	C	
3539	E.A2.75.363	Union, special reducing	2	DTD.683	C	
	E.A2.75.237	VALVE, CONSTANT FLOW, ASSEMBLY Consisting of:—	—	—	—	
27KD/5	NORMALAIR 502090	Valve, constant flow, Mk. 3	1	—	A	
27KD/8	NORMALAIR 497776	Washer, special	1	—	C	

Ref. No.	Part No.							No. off	Matl. Spec.	Cl. of Equip.	Plate No.
		1	2	3	4	5	6			M.R. L.M.	

SERVICES

CAMERA HEATING SYSTEM IN CENTRE FUSELAGE FRAME 13 TO FRAME 21

Ref. No	Part No.	Description	No. off	Matl. Spec.	Cl. of Equip.	Plate No.	
					M.R. L.M.		
		1 2 3 4 5 6					
		SUMMARY OF STOCK ITEMS USED ON CAMERA HEATING SYSTEM IN CENTRE FUSELAGE, FRAME 13 TO FRAME 21, ASSEMBLY					
28D/12528	A25/1B	Bolt, 4 BA, hex. head, 0"5 long		C	
28D/9436920	A25/1C	Bolt, 2 BA, hex. head, 0"55 long		C	
28D/12513	A25/2C	Bolt, 2 BA, hex. head, 0"65 long		C	
28D/12531	A25/3C	Bolt, 2 BA, hex. head, 0"75, long		C	
28D/12533	A25/5C	Bolt, 2 BA, hex. head, 0"95 long		C	
28F/8280	AGS.1142/H	Nipple, adaptor		C	
28F/11777	AGS.1142/K	Nipple, adaptor		C	
28F/12071	AGS.1170/K	Nipple		C	
28M/10287	AGS.2001/B1	Nut, stiff, 4 BA		C	
28M/10288	AGS.2001/C1	Nut, stiff, 2 BA		C	
28W/9419475	SP.15/C	Washer, 2 BA, plain		C	

Restricted

Ref. No.	Part No.	1	2	3	4	5	6	Description	No. off	Matl. Spec.	Cl. of Equip.	Plate No.
											M.R.	

**SERVICES
DE-MISTING SYSTEM**

Ref. No.	Part No.	Description	No. off	Mati. Spec.	Cl. of Equip.		Plate No.
					M.R.	L.M.	
	E.A2.76.31	DE-MISTING SYSTEM, ASSEMBLY	—	—	—	—	
		Spares for:—					
2841	E.A3.76.101	AIR DRIER, STATIC, GROUP	1	—	—	A	
		Spares for:—					
	E.A3.76.159	Adaptor	1	—	—	—	
	E.A3.76.103	Container body	1	—	—	—	
	VOKES						
27B/2900	A.12681	Filter	2	—	—	C	
2842	E.A3.76.105	Hose, connecting, 3 1/8" o/d x 3" i/d x 2" long ...	1	Rubber	—	C	
21254	E.A3.76.107	VALVE, GROUP	1	—	—	B	
		Spares for:—					
25175	E.A3.76.153	Filter	1	—	—	C	
2843	E.A3.76.147	Seal	1	Rubber	—	C	
2844	E.A3.76.149	Spring	2	Spring-Steel	—	C	
1374	E.A1.76.3	AIR DRIER, PERSPEX NOSE AND OBSERVATION WINDOW, GROUP	1	—	—	A	
		Consisting of:—					
1375	E.A1.76.7	Cap, container outlet end	1	—	—	C	
1376	E.A1.76.9	Cap, container, filter end	1	—	—	C	
	E.A1.76.5	Container body	1	—	—	—	
1377	E.A1.76.17	FILTER, GROUP	1	—	—	C	
		Spares for:—					
	E.A1.76.23	Filter, pad, 1/8" thick	1	Felt	—	—	
	E.A1.76.21	Plate, filter felt retaining	1	DTD.610	—	—	
1378	E.A1.76.25	Washer, rubber sealing, container end caps ...	2	Shore 40-45	—	C	
2146	E.A3.76.201	AIR DRIER, CANOPY, GROUP	1	—	—	A	
		Consisting of:—					
2840	E.A3.76.187	Bolt, special	3	S.95	—	C	
2109	E.A3.76.207	Cap, container	1	L.54	—	C	
	E.A3.76.199	Container, body	1	—	—	—	
1821	E.A3.76.79	FILTER, GROUP	1	—	—	C	
		Spares for:—					
	E.A3.76.77	Filter, pad, complete	1	—	—	—	
	E.A1.76.21	Plate, retaining	1	DTD.610	—	—	
28M/1013165	AGS.113/B	Nut, wing	3	—	—	C	
1378	E.A1.76.25	Washer, rubber, sealing, container end caps ...	2	Shore 40-45	—	C	
28W/1031013	AGS.163/B	Washer, 4 BA, spring	3	—	—	C	
5UD/3310	—	Blower	1	—	—	A	
19920	E.A2.76.37	Bracket, air drier, assembly	2	—	—	C	
17525	EEAS.143/10	Clip, pipe, single	1	—	—	C	
	EEAS.112/10	Clip, pipe, single, 1/2" o/d	16	L.16	—	—	
7136	EEAS.143/21	Clip, rubber hose to perspex nose connection ...	9	L.16	—	C	

**SERVICES
DE-MISTING SYSTEM**

Ref. No	Part No.	Description	No. off	Matl. Spec.	Cl. of Equip.		Plate No.
					M.R.	L.M.	
		1 2 3 4 5 6					
1815	E.A3.76.47	FILTER, GROUP	1	—	A		
		Consisting of:—					
1816	E.A3.76.69	Bolt, special	3	S.95	C		
1817	E.A3.76.51	Cap, end	1	—	C		
	E.A3.76.49	Case, outer	1	—	—		
1892	†	Element, filter (Purolator MF.36A)	1	—	C		
28M/1013165	AGS.113/B	Nut, wing	3	—	C		
8978	E.A3.76.67	Plug, sealing	1	DTD.683	C		
1818	E.A3.76.75	Spring	1	DTD.215	C		
1819	E.A3.76.71	Washer, sealing, rubber	2	Shore 30	C		
1820	E.A3.76.73	Washer, sealing, rubber	1	Shore 30	C		
28W/1031013	AGS.163/B	Washer, spring	3	—	C		
	PLESSEY						
5X/120092	Z.1757	Grommet	2	—	C		
	E.A3.76.21	Hose, connecting, $\frac{3}{8}$ " o/d x $\frac{1}{2}$ " i/d x 60" long (Make from 32C/533)	1	N.R.C.	—		
	E.A3.76.23	Hose, connecting, $\frac{3}{8}$ " o/d x $\frac{1}{2}$ " i/d x 4"5 long (Make from 32C/533)	1	N.R.C.	—		
	E.A3.76.27	Hose, connecting, $\frac{3}{8}$ " o/d x $\frac{7}{8}$ " i/d x 4" long (Make from 32C/534)	1	N.R.C. Shore 35-45	—		
	EA3.76.29	Hose, connecting, $\frac{3}{8}$ " o/d x $\frac{7}{8}$ " i/d x 6" long (Make from 32C/534)	1	N.R.C. Shore 35-45	—		
	E.A3.76.31	Hose, connecting, $\frac{3}{8}$ " o/d x $\frac{7}{8}$ " i/d x 2" long (Make from 32C/534)	1	N.R.C. Shore 35-45	—		
	E.A3.76.33	Hose, connecting, $\frac{3}{8}$ " o/d x $\frac{7}{8}$ " i/d x 1"5 long (Make from 32C/534)	8	N.R.C. Shore 35-45	—		
	E.A2.76.41	Hose, connecting, $\frac{3}{8}$ " o/d x $\frac{7}{8}$ " i/d x 12"4 long (Make from 32C/534) (Mod. 1406)	1	N.R.C. Shore 35-45	—		
	E.A2.76.39	Hose, connecting, $\frac{3}{8}$ " o/d x $\frac{7}{8}$ " i/d x 6"75 long (Make from 32C/534) (Mod. 1406)	1	N.R.C. Shore 35-45	—		
	E.A2.76.7	Hose, connecting, $\frac{3}{8}$ " o/d x $\frac{7}{8}$ " i/d x 13" long (Make from 32C/534)	1	N.R.C. Shore 35-45	—		
	E.A2.76.9	Hose, connecting, $\frac{3}{8}$ " o/d x $\frac{7}{8}$ " i/d x 30" long (Make from 32C/534)	1	N.R.C. Shore 35-45	—		
	E.A3.76.175	Hose, connecting, $\frac{3}{8}$ " o/d x $\frac{7}{8}$ " i/d x 20" long (Make from 32C/534)	1	N.R.C. Shore 35-45	—		
	E.A3.76.39	MOUNTING, ASSEMBLY, BLOWER INSTALLATION	1	—	—		
		Spares for:—					
	E.A3.76.83	Base, channel	1	—	—		
		Attaching parts for E.A3.76.83:—					
28D/7002428	A25/6C	Bolt, 2 BA	4	—	C		
28M/10288	AGS.2001/C/1	Nut, 2 BA	4	—	C		
5070	E.A3.76.91	Washer, rubber	12	—	C		
28W/9419475	SP.15/C	Washer	4	—	C		
	9044	Clip	1	—	C		
		Attaching parts for E.A3.76.81:—					
28D/9140648	A25/19C	Bolt, 2 BA	4	—	C		
28M/10288	AGS.2001/C/1	Nut, 2 BA	4	—	C		

**SERVICES
DE-MISTING SYSTEM**

Ref. No	Part No.	Description						No. off	Matl. Spec.	Cl. of Equip.		Plate No.
		1	2	3	4	5	6			M.R.	L.M.	
8974	E.A3.76.95	Connector, inlet blower						1	—	C		
		Attaching parts for E.A3.76.95:—										
28D/1212403	A25/33C	Bolt, 2 BA						2	—	C		
28M/10288	AGS.2001/C/1	Nut, 2 BA						2	—	C		
5049	E.A3.76.161	Washer, joint						1	—	C		
8975	E.A3.76.131	Connection, outlet, blower						1	—	C		
		Attaching parts for E.A3.76.131:—										
28S/1009108	A32/A4	Screw, 6 BA						4	—	C		
28VV/9475535	AGS.162/A	Washer						4	—	C		
8510	EEAS.28/2CP	Washer, lead, bonding						1	—	C		
	E.A3.76.41	MOUNTING, FILTER, ASSEMBLY						1	—	—		
		Spares for:—										
9042	E.A3.76.85	BRACKET, MOUNTING, L.H., C/W STRAP						1	—	C		
9043	E.A3.76.86	BRACKET, MOUNTING, R.H., C/W STRAP						1	—	C		
		Spares for:—										
1004	E.A1.10.1663	Nut, knurled, finger						1	L.40	C		
42026	E.A3.76.5047	Pipe, assembly, air drier line to blower connection (Mod. 4046)						1	L.54	C		
2145	E.A2.76.3	Tee, connecting piece, hose air drier						1	—	C		
1372	E.A3.76.5	Tee, connecting piece, for navigator's window hose						1	—	C		
1373	E.A3.76.19	Tee, connecting piece, at drier tube						1	—	C		
	E.A2.76.13	Tube, 1" o/d x 22 SWG						1	L.56	—		
	E.A2.76.15	Tube, 1" o/d x 22 SWG						1	L.56	—		
8981	E.A3.76.167	Tube, 1" o/d x 22 SWG						1	L.56	C		
7142	E.A3.76.169	Tube, 1" o/d x 22 SWG						1	L.56	C		

Restricted

Ref. No	Part No.							No. off	Matl. Spec.	Cl. of Equip.		Plate No.
		1	2	3	4	5	6			M.R.	L.M.	

Restricted

**SERVICES
DE-MISTING SYSTEM**

Ref. No.	Part No.	Description	No. off	Matl. Spec.	Cl. of Equip.	Plate No.
					M.R. L.M.	
		1 2 3 4 5 6				
		SUMMARY OF STOCK ITEMS USED ON DE-MISTING SYSTEM, ASSEMBLY				
28D/9436920	A25/1C	Bolt, 2 BA, hex. head, 0"55 long	C	
28D/11564	AS.1246/1C	Bolt, 2 BA, c'sk. head, 0"55 long	C	
28M/9403518	A27/AP	Nut, 6 BA, plain	C	
28M/10287	AGS.2001/B/1	Nut, stiff, 4 BA	C	
28M/10288	AGS.2001/C/1	Nut, stiff, 2 BA	C	
28S/6302	A32/A6	Screw, 6 BA, round head, 3/8" long	C	
28W/9419473	SP.15/A	Washer, 6 BA, plain	C	
28W/9419474	SP.15/B	Washer, 4 BA, plain	C	
28W/9419475	SP.15/C	Washer, 2 BA, plain	C	
28W/9419486	SP.16/B	Washer, 4 BA, plain	C	
28F/9648	AGS.1138/BB	Washer, jointing	C	

**SERVICES
FIRE PROTECTION SYSTEM IN FUSELAGE**

Ref. No.	Part No.	Description	No. off	Matl. Spec.	Cl. of Equip.	Plate No.
					M.R. L.M.	
	E.A2.60.1	FIRE PROTECTION SYSTEM IN FUSELAGE, ASSEMBLY	—	—	—	
		Spares for:—				
	E.A2.60.29	Bracket, mounting, flame detector switch	2	L.72	—	
7136	EEAS.143/21	Clip, pipe	1	L.72	C	
27N/100 or 27N/152	GRAVINER CO. LTD.	Extinguisher, fire	1	—	A	
296	E.A1.60.49	Fairlead	3	LFS.21	C	
	GRAVINER CO. LTD.					
27N/63	1087/E/H10	Head, flame detector switch	2	—	B	
	GRAVINER CO. LTD.					
27N/62	1087/E/H15	Head, flame detector switch	2	—	B	
	GRAVINER CO. LTD.					
27N/71	1087/E/H20	Head, flame detector switch	1	—	B	
2212	E.A2.60.31	Pipe, assembly, from frame 13 to four-way junction piece at frame 18	1	L.56	C	
2213	E.A2.60.33	Pipe, assembly, from four-way junction piece at frame 18 to coupling aft of frame 21	1	L.56	C	
2214	E.A2.60.35	Pipe, assembly, spray from coupling at frame 23 to fire extinguisher bottle three-way con- nection at frame 27	1	L.56	C	
2216	E.A2.60.39	Pipe, assembly, fuselage to starboard wing connection	1	L.56	C	
2217	E.A2.60.41	Pipe, assembly, from four-way piece to port wing connection	1	L.56	C	
2218	E.A2.60.43	Pipe, assembly, from fire extinguisher bottle to re- ducing union at frame 27A	1	L.56	C	
2219	E.A2.60.45	Pipe, assembly, from cone tee to reducing union connection	1	L.56	C	
2220	E.A2.60.47	Pipe, assembly, spray from cone tee at frame 27A ...	1	L.56	C	
2221	E.A2.60.49	Pipe, assembly, spray at frame 13	1	L.56	C	
2936	E.A2.60.37	Pipe, assembly, from starboard wing connection to running coupling at centre of frame 17	1	L.56	C	
2937	E.A2.60.51	Pipe, assembly, from running coupling at centre of frame 17 to four-way piece	1	L.56	C	
5752	E.A2.60.17	Pipe, assembly, spray, from coupling at frame 23 to coupling at frame 21B	1	L.56	C	
5753	E.A2.60.53	Pipe, assembly, spray, from coupling at frame 21B to coupling aft of frame 20	1	L.56	C	
	GRAVINER CO. LTD.					
27N/61	1087/E/W	Switch, flame detector Mk. 4	5	—	A	
11394	E.A2.60.11	Trunnion, plain, fire extinguisher bottle mounting ...	2	DTD.126A	C	
11395	E.A2.60.13	Trunnion, 2 BA, fire extinguisher bottle mounting ...	2	DTD.126A	C	

Restricted

Ref. No.	Part No.	1 2 3 4 5 6						No. off	Matl. Spec.	Cl. of Equip.	Plate No.
										M.R.	

**SERVICES
FIRE PROTECTION SYSTEM IN FUSELAGE**

Ref. No.	Part No.	Description	No. off	Matl. Spec.	Cl. of Equip.	Plate No.
					M.R. L.M.	
		1 2 3 4 5 6				
		SUMMARY OF STOCK ITEMS USED ON FIRE PROTECTION SYSTEM IN FUSELAGE, ASSEMBLY				
28D/12620	A25/1A	Bolt, 6 BA, hex. head, 0"45 long	C	
28D/12511	A25/2B	Bolt, 4 BA, hex. head, 0"55 long	C	
28D/9419452	A25/3B	Bolt, 4 BA, hex. head, 0"7 long	C	
28D/11564	AS.1246/1C	Bolt, 2 BA, round head, 0"5 long	C	
5K/207	AGS.1617/4	Clip	C	
5K/2345	AGS.1617/7	Clip	C	
5K/2347	AGS.1617/9	Clip	C	
28F/9705	AGS.1102/C	Coupling	C	
28F/9706	AGS.1102/D	Coupling	C	
28F/12244	AGS.1125/10	Coupling	C	
28F/8235	AGS.1142/F	Nipple	C	
28M/10286	AGS.2001/A/1	Nut, stiff, 6 BA	C	
28M/10287	AGS.2001/B/1	Nut, stiff, 4 BA	C	
28M/10288	AGS.2001/C/1	Nut, stiff, 2 BA	C	
28S/2796	A31/C40	Screw, 2 BA, cheese head, 1 1/2" long	C	
28F/9724	AGS.1120/10	Tee, cone	C	
28F/10801	AGS.1143/C	Plug	C	
28F/12959	AGS.1108/C	Union, reducing	C	
28W/9419465	SP.13/B	Washer, 4 BA, plain	C	
28W/9419473	SP.15/A	Washer, 6 BA, plain	C	
28W/9419474	SP.15/B	Washer, 4 BA, plain	C	
28W/9419475	SP.15/C	Washer, 2 BA, plain	C	
28W/9419486	SP.16/B	Washer, 4 BA, plain	C	
28W/9419404	SP.16/C	Washer, 2 BA, plain	C	

Restricted

Ref. No.	Part No.							No. off	Matl. Spec.	Cl. of Equip.	Plate No.
		1	2	3	4	5	6			M.R. L.M.	

Restricted

SERVICES
FIRE PROTECTION SYSTEM IN WING, PORT

Ref. No.	Part No.	Description	No. off	Matl. Spec	Cl. of Equip.	Plate No.
					M.R. L.M.	
	E.A1.60.3	FIRE PROTECTION SYSTEM IN WING, PORT, ASSEMBLY Spares for:—	—	—	—	
3410	E.A1.60.121	Bolt, special, strap mounting	1	—	C	
3624	E.A1.60.41	Bracket, support	1	—	C	
512	E.A1.60.39	Elbow, special connection, at fire extinguisher bottle	1	—	C	
27N/102 or 27N/155	GRAVINER CO. LTD.	Extinguisher, fire, dual head	1	—	A	
513	E.A1.60.3A	Pipe, assembly, from wing fuselage joint to fire extinguisher bottle	1	L.56	C	
1411	E.A1.60.53	Pipe, assembly, from fire extinguisher bottle to bulkhead connection at inboard engine rib	1	L.56	C	
1703	E.A1.60.33	Strap, mounting, fire extinguisher bottle	1	—	C	
1704	E.A1.60.21	Trunnion, 2 BA, fire extinguisher bottle mounting ...	1	DTD.126A	C	
1705	E.A1.60.23	Trunnion, screwed, fire extinguisher bottle mounting	1	DTD.126A	C	
	E.A1.60.55	Union, bulkhead, at inboard engine rib (make from AGS.1112/F Ref. 11232)	2	—	—	
3411	EEAS.28/2/EU	Washer, special, 18 SWG	4	—	C	

Ref. No.	Part No.	Description						No. off	Matl. Spec.	Cl. of Equip.	Plate No.
		1	2	3	4	5	6			M.R. L.M.	

SERVICES
FIRE PROTECTION SYSTEM IN WING, STARBOARD

Ref. No.	Part No.	Description	No. off	Matl. Spec	Cl. of Equip.		Plate No.
					M.R.	L.M.	
	E.A1.60.4	FIRE PROTECTION SYSTEM IN WING, STARBOARD, ASSEMBLY	—	—	—		
		Spares for:—					
3410	E.A1.60.121	Bolt, special, strap mounting	1	—	C		
3624	E.A1.60.41	Bracket, support	1	—	C		
512	E.A1.60.39	Elbow, special connection, at fire extinguisher bottle	1	—	C		
27N/102 or 27N/155	GRAVINER CO. LTD.	Extinguisher, fire, dual head	1	—	A		
21403	E.A1.60.163	Pipe, assembly, from wing/fuselage joint to fire extinguisher bottle	1	L.56	C		
1412	E.A1.60.54	Pipe, assembly, from fire extinguisher bottle to bulkhead connection at inboard engine rib	1	L.56	C		
1703	E.A1.60.33	Strap, mounting, fire extinguisher bottle	1	—	C		
1704	E.A1.60.21	Trunnion, 2 BA, fire extinguisher bottle mounting ...	1	DTD.126A	C		
1705	E.A1.60.23	Trunnion, screwed, fire extinguisher bottle mounting	1	DTD.126A	C		
	E.A1.60.55	Union, bulkhead, at inboard engine rib (make from AGS.1112/F Ref. 28F/11232)	2	—	—		
3411	EEAS.28/2/EU	Washer, special, 18 SWG	4	—	C		

SERVICES
FIRE PROTECTION SYSTEM IN PORT AND STARBOARD WINGS

Ref. No.	Part No.	Description	No. off	Matl. Spec.	Cl. of Equip.	Plate No.
					M.R. L.M.	
		1 2 3 4 5 6				
		SUMMARY OF STOCK ITEMS USED ON FIRE PROTECTION SYSTEM IN PORT AND STARBOARD WING, ASSEMBLY				
28F/8235	AGS.1142/F	Adapter, nipple	...		C	
28D/12528	A25/1B	Bolt, 4 BA, hex. head, 0"5 long	...		C	
28D/12511	A25/2B	Bolt, 4 BA, hex. head, 0"6 long	...		C	
28D/9436920	A25/1C	Bolt, 2 BA, hex. head, 0"55 long	...		C	
5K/2347	AGS.1617/9	Clip, pipe, 1/2" dia.	...		C	
28M/10327	AGS.2002/B1	Nut, stiff	...		C	
28M/10287	AGS.2001/B1	Nut, stiff, 4 BA	...		C	
28M/10288	AGS.2001/C1	Nut, stiff, 2 BA	...		C	
28S/2796	A31/C40	Screw, 2 BA, cheese head, 1 1/4" long	...		C	
28W/9419474	SP.15/B	Washer, 4 BA, plain	...		C	
28W/9419475	SP.15/C	Washer, 2 BA, plain	...		C	

Ref. No.	Part No.							No. off	Matl. Spec.	Cl. of Equip.	Plate No.
		1	2	3	4	5	6			M.R. L.M.	

SERVICES
FUEL SYSTEM IN PORT WING

Ref. No	Part No.	Description	No. off	Matl. Spec.	Cl. of Equip.		Plate No
					M.R.	L.M.	
		1 2 3 4 5 6					
	E.A2.57.497	FUEL SYSTEM IN PORT WING, ASSEMBLY	—	—	—		
		Consisting of:—					
	E.A2.57.19	FUEL DELIVERY SYSTEM (INNER WING) ASSEMBLY	—	—	—		
		Spares for:—					
1293	E.A1.57.183	CLIP , pipe lower half at rib 3	2	DTD.213		C	
1294	E.A1.57.185	CLIP , pipe, upper half at rib 3	2	L.72		C	
1295	E.A1.57.173	ELBOW , special connection at inboard engine rib	1	DTD.304A		C	
	EEAS.77/82	HOSE , rubber, 1½" i/d., x 1½" o/d., x 5½" long type 1 (Make from 32C/377)	2	DTD.625		LM	
3187	E.A2.57.263	PIPE , assembly, from fuselage coupling to flexible connector at rib 1	1	L.56		C	
1298	E.A1.57.553	PIPE , assembly, fuel engine feed, from hose joint to engine connection	1	L.56		C	
1302	E.A1.57.557	PIPE , fuel engine feed between hose joints 1½" o/d. x 20 SWG	1	L.56		C	
6384	E.A1.57.199	PLATE , connecting, for pipe support	3	L.72		C	
1446	EEAS.66/5	RING , clamping, 1½" i/d.	8	L.72		C	
1303	E.A1.57.187	SUPPORT , fuel pipe, at rib 1	1	BELLS		C	
				MILLBOARD MK.4			
1304	E.A1.57.209	SUPPORT , fuel pipe at diaphragm and rib 1 ...	2	BELLS MILLBOARD MK.4		C	
	E.B7.57.15	FUEL DELIVERY SYSTEM (INNER WING) ASSEMBLY (MOD. 1005), (S.O.O.)	—	—	—		
		Spares for:—					
1293	E.A1.57.183	CLIP , half, base, fuel pipe, rib 1	1	L.59		C	
1294	E.A1.57.185	CLIP , half, top, fuel pipe, rib 1	1	L.72		C	
1255	E.A1.57.259	CLIP , fuel pipe, rib 2 and 3	2	L.72		C	
		Attaching parts for E.A1.57.183, E.A1.57.185 and E.A1.57.259					
28D/9133011	A25/2C	Bolt , 2 BA	2	—		C	
28D/	A25/3½C	Bolt , 2 BA (Base at rib 1) (Make from 28D/1200119)	2	—		C	
28M/10288	AGS.2001/C/1	Nut , 2 BA	2	—		C	
	AS.2810/5/015	Tube , distance (Base at rib 1)	2	L.62		LM	
28W/9419402	SP.13/C	Washer	2	—		C	
6879	EEAS.143/28H	CLIP , bonding	3	L.72		C	
1295	E.A1.57.173	ELBOW , connection on engine rib	1	DTD.304A		C	
		Attaching parts for E.A1.57.173:—					
28D/9133012	A25/3C	Bolt , 2 BA	4	—		C	
28M/10288	AGS.2001/C/1	Nut , 2 BA	4	—		C	
28W/9419402	SP.13/C	Washer	4	—		C	
	EEAS.77/82	HOSE , connecting, 1½" i/d. x 1½" o/d. x 5½" long (Make from Ref. 32C/377)	2	DTD.625		LM	
5K/3389	AS.3360/C.4.C	LEAD , bonding	3	—		C	
28F/8276	AGS.1142/J	NIPPLE , adaptor	1	—		C	
28F/19144	AGS.2120/J	NIPPLE	1	—		C	
5684	E.B7.57.131	PIPE , assembly, from hose joint between ribs 2 and 3 to elbow connection engine rib	1	L.56		C	
5686	E.B7.57.135	PIPE , assembly, from fuselage connection to hose joint between ribs 1 and 2	1	L.56		C	
13204	E.B7.57.29	PIPE , fuel, between hose joints ribs 1 and 3 1½" o/d. x 20 SWG (Mod. 1783)	1	L.56		C	

SERVICES
FUEL SYSTEM IN PORT WING

Ref. No	Part No.	Description	No. off	Matl. Spec	Cl. of Equip.	Plate No
					M.R. L.M.	
28R/6341	AGS.566/B	PLUG	1	—	C	
1446	EEAS.66/5	RING , clamping	8	—	C	
1304	E.A1.57.209	SUPPORT , fuel pipe at diaphragm and rib 1 (Make from Ref. 32B/10)	4	BELLS MILLBOARD MK.4	C	
Attaching parts for E.A1.57.209:—						
28D/9419452	A25/3B	Bolt, 4 BA	6	—	C	
28M/10287	AGS.2001/B/1	Nut, 4 BA	6	—	C	
6384	E.A1.57.199	Plate, connecting	2	L.72	C	
28W/9419465	SP.13/B	Washer	8	—	C	
28486	E.B7.57.137	SUPPORT , fuel pipe clip at rib 2	1	—	C	
16479	E.B6.57.75	SUPPORT , fuel pipe clip at rib 3	1	—	C	
5259	EEAS.21/2ERH	WASHER	6	—	C	
28W/9130226	AGS.164/F	WASHER , fibre	1	—	C	
	E.A2.57.29	HIGH PRESSURE NITROGEN SYSTEM, ASSEMBLY Spares for:—	—	—	—	
6488	E.A1.57.11	BRACKET, NITROGEN CYLINDER MOUNTING, GROUP Spares for:—	1	—	C	
28U/14132	AS.2393	COLLAR	2	—	C	
28U/14094	AS.2381	ROD , tension 1/4" BSF	1	—	C	
28U/13991	AS.2384	TRUNNION 1/4" BSF R.H.	1	—	C	
28U/13988	AS.2387	TRUNNION 1/4" BSF L.H.	1	—	C	
1835	E.A3.57.21	BRACKET , mounting high pressure charging valve	1	DTD.625	C	
3188	E.A2.57.581	PIPE , assembly, from connection at rib 1 to fuse-lage connection	1	DTD.323	C	
3189	E.A2.57.583	PIPE , assembly, inter nitrogen bottle connection from 750 litre cylinder connection at rib 1	1	DTD.323	C	
3190	E.A1.57.1271	PIPE , assembly, c/w nut and nipple from high pressure valve to running coupling	1	DTD.323	C	
3191	E.A1.57.1273	PIPE , assembly, c/w nut and nipple from high pressure valve running coupling to diaphragm connection	1	DTD.323	C	
1316	E.A1.57.815	PIPE , assembly, c/w nut and nipple inter nitrogen bottle connection from 2250 litre cylinder to connection at rib 1	1	DTD.323	C	
1317	E.A1.57.817	PIPE , assembly, c/w nut and nipple connection from 2250 litre cylinder to connection at rib 1	1	DTD.323	C	
1318	E.A1.57.819	PIPE , assembly, c/w nut and nipple, from diaphragm connection to 2250 litre cylinder	1	DTD.625	C	
	E.A1.57.245	PIPES, FUEL TRANSFER, RIB 1, IN INNER WING DROP TANK, ASSEMBLY Spares for:—	—	—	—	
1255	E.A1.57.259	CLIP , pipe, special	5	L.72	C	
	EEAS.77/81	HOSE , rubber, 1 1/4" i/d. x 1 1/4" o/d. x 3" long, type 1 (Make from Ref. 32C/377)	2	DTD.625	LM	
2725	E.A1.57.1257	PIPE , fuel, 1 1/4" o/d. x 20 SWG	1	L.56	C	
2723	E.A1.57.1259	PIPE , fuel, 1 1/4" o/d. x 20 SWG	1	L.56	C	
1445	EEAS.66/4	RING , clamping, 1 1/4" i/d.	4	L.56	C	

SERVICES
FUEL SYSTEM IN PORT WING

Ref. No.	Part No.	Description	No. off	Matl Spec.	Cl. of Equip.		Plate No.
					M.R.	L.M.	
		1 2 3 4 5 6					
	E.A1.57.247	PIPES, FUEL TRANSFER, AND AIR IN INNER WING DROP TANK, ASSEMBLY	—	—	—		
		Spares for:—					
	EEAS.112/10	CLIP, pipe, single ½" o/d. (use Ref. 2160) ...	4	L.16			
1145	E.A1.57.317	CLIP, pipe, special ...	2	L.72		C	
	EEAS.77/33	HOSE, rubber, ½" i/d. x ½" o/d. x 2" long, type 1 (Make from Ref. 32C/408)	2	DTD.625		LM	
1261	E.A6.57.103	PIPE, fuel, 1¼" o/d. x 20 SWG ...	1	L.56		C	
1675	E.A6.57.105	PIPE, air, ½" o/d. x 20 SWG ...	1	L.56		C	
1673	E.A6.57.107	PIPE, air, ½" o/d. x 20 SWG ...	1	L.56		C	
1446	EEAS.66/5	RING, clamping, 1½" o/d. ...	2	L.72		C	
	E.A1.57.251	PIPES, FUEL AND AIR IN ENGINE NACELLE, ASSEMBLY	—	—	—		
		Spares for:—					
1255	E.A1.57.259	CLIP, pipe, special ...	3	L.72		C	
6383	E.A3.57.417	CLIP, pipe, special ...	1	L.72		C	
7136	EEAS.143/21	CLIP, pipe, single, ½" o/d. ...	3	L.16		C	
	EEAS.77/81	HOSE, rubber, 1¼" i/d. x 1½" o/d. x 3" long, type 1 (Make from Ref. 32C/377)	1	DTD.625		LM	
1269	E.A1.57.251C	PIPE, assembly, fuel continuation between couplings in outer wing	1	L.65		C	
1651	E.A3.57.37	PIPE, assembly, fuel continuation, from coupling in inner wing to coupling in engine nacelle	1	T.26		C	
1663	E.A3.57.39	PIPE, assembly, between engine nacelle and outer wing	1	T.26		C	
1665	E.A3.57.41	PIPE, assembly, air continuation, from coupling in inner wing to coupling union in engine nacelle	1	T.26		C	
1667	E.A3.57.43	PIPE, assembly, air continuation, from coupling union in engine nacelle to coupling in outer wing	1	T.26		C	
1671	E.A3.57.45	PIPE, assembly, air continuation, from coupling in inner wing to reducing union in engine bay	1	T.26		C	
1669	E.A3.57.35	PIPE, assembly, from non-return valve to reducing union	1	T.26		C	
1446	EEAS.66/5	RING, clamping, ½" i/d. ...	1	L.72		C	
27F/2743	VICKERS A.5287/C	VALVE, non-return ...	1	—		A	
	E.A1.57.255	PIPES, FUEL TRANSFER AND AIR IN OUTER WING DROP TANK, ASSEMBLY	—	—	—		
		Spares for:—					
1145	E.A1.57.317	CLIP, pipe, special ...	5	L.72		C	
	EEAS.77/33	HOSE, rubber, ½" i/d. x ½" o/d. x 2" long, type 1 (Make from Ref. 32C/408)	2	DTD.625		—	
	EEAS.77/81	HOSE, rubber, 1¼" i/d. x 1½" o/d. x 3" long, type 1 (Make from Ref. 32C/377)	1	DTD.625		—	
1284	E.A6.57.93 or	PIPE, fuel, 1¼" o/d. x 20 SWG ...	1	L.56		C	
	E.A9.57.43	PIPE, fuel, 1¼" o/d. x 20 SWG ...	1	L.56		—	
1285	E.A6.57.95	PIPE, fuel, 1½" o/d. x 20 SWG ...	1	L.56		C	

SERVICES
FUEL SYSTEM IN PORT WING

Ref. No	Part No.	Description	No. off	Matl. Spec.	Cl. of Equip.	Place No
					M.R. L.M.	
		1 2 3 4 5 6				
1286	E.A.6.57.97	PIPE, air, 1/2" o/d. x 20 SWG	1	L.56	C	
1287	E.A.6.57.99	PIPE, air, 1/2" o/d. x 20 SWG	1	L.56	C	
1446	EEAS.66/5	RING, clamping, 3/8" i/d.	2	L.72	C	
1729	EEAS.20/1DU	TAB, locking	2	DTD.124	C	
	SELF PRIMING ENG. CO. LTD.					
27F/2152	S.P.E.1706	VALVE, non-return type P24A, MK. 2 (Pre-Mod. 2690)	1	—	A	
	SELF PRIMING ENG. CO. LTD.					
28F/5178	SPE.2706	VALVE, non-return type P24A, MK. 3 (Mod. 2690)	1	—	A	
	E.A.1.57.867	PIPES, AIR IN ENGINE NACELLE, ASSEMBLY	—	—	—	
		Spares for:—				
1278	E.A.1.57.861	COUPLING, pipe	1	DTD.126	C	
	LOCKHEED M.P.A.30068	FILTER, PUROLATOR, ASSEMBLY	1	—	B	
		Spares for:—				
27M/695	LOCKHEED M.P.A.30110	ELEMENT, complete	1	—	C	
	LOCKHEED M.P.A.29540	GASKET	2	—	C	
27M/9762	1677 E.A.3.57.47	PIPE, assembly, from hose coupling joint to running coupling at purolator	1	T.26	C	
1678	E.A.3.57.49	PIPE, assembly, from restrictor coupling forward of main spar to purolator connection	1	T.26	C	
1679	E.A.3.57.51	PIPE, assembly, from restrictor coupling forward of main spar to non-return valve connection	1	T.26	C	
1291	E.A.1.57.351	RESTRICTOR, drop tank air system	1	DTD.683	C	
1292	E.A.1.57.859	WASHER, sealing, special	1	LFS.21	C	

Pages 763 to 770 not issued



SERVICES
FUEL SYSTEM IN STARBOARD WING

Ref. No.	Part No.	Description	No. off	Matl. Spec.	Cl. of Equip.	Place No
					M.R. L.M.	
	E.A2.57.498	FUEL SYSTEM IN STARBOARD WING, ASSEMBLY	—	—	—	
	E.A2.57.20	Consisting of:— FUEL DELIVERY SYSTEM (INNER WING), ASSEMBLY	—	—	—	
		Spares for:—				
1293	E.A1.57.183	CLIP, pipe, lower half, at rib 3	2	L.59	C	
1294	E.A1.57.185	CLIP, pipe, upper half, at rib 3	2	L.72	C	
1296	E.A1.57.174	ELBOW, special, connection at inboard engine rib	1	DTD.304A	C	
	EEAS.77/82	HOSE, rubber, 1 1/4" i/d. x 1 3/8" o/d. x 5 1/2" long, type I (Make from Ref. 32C/377)	2	DTD.625	LM	
3196	E.A2.57.264	PIPE, assembly, from fuselage coupling to flexible connection at rib 1	1	L.56	C	
1299	E.A1.57.554	PIPE, assembly, fuel engine feed, from hose joint to engine connection	1	L.56	C	
2158	E.A1.57.1255	PIPE, fuel, engine feed, between hose joints, 1 1/4" o/d. x 20 SWG	1	L.56	C	
6384	E.A1.57.199	PLATE, connecting, for pipe support	4	L.72	C	
1446	EEAS.66/5	RING, clamping, 1 1/2" i/d.	8	L.72	C	
1304	E.A1.57.209	SUPPORT, fuel pipe, at rib 1	1	BELLS	C	
				MILLBOARD MK.4		
	E.B7.57.35	FUEL DELIVERY SYSTEM (INNER WING), ASSEMBLY (MOD. 1783), (S.O.O.)	—	—	—	
		Spares for:—				
1293	E.A1.57.183	CLIP, half, base, fuel pipe, ribs 2 and 3	2	L.59	C	
1294	E.A1.57.185	CLIP, half, fuel pipe, ribs 2 and 3	2	L.72	C	
		Attaching parts for E.A1.57.183 and E.A1.57.185:—				
28C/9436920	A25/1C	Bolt, 2 BA	2	—	C	
28M/10288	AGS.2001/C/1	Nut, 2 BA	2	—	C	
28W/9419402	SP.13/C	Washer, 2 BA	2	—	C	
6879	EEAS.143/28H	CLIP, bonding	3	L.72	C	
1296	E.A1.57.174	ELBOW, connection on engine rib	1	DTD.304A	C	
		Attaching parts for E.A1.57.174:—				
28D/9133012	A25/3C	Bolt, 2 BA	4	—	C	
28M/10288	AGS.2001/C/1	Nut, 2 BA	4	—	C	
28W/9419402	SP.13/C	Washer	4	—	C	
	EEAS.77/82	HOSE, connecting, 1 1/4" i/d x 1 3/8" o/d. x 5 1/2" long (Make from Ref. 32C/377)	2	—	LM	
5K/3389	AS.3360/C.4.C	LEAD, bonding	3	—	C	
28F/8216	AGS.1142/J	NIPPLE, adaptor	2	—	C	
13205	E.A9.57.19	PIPE, assembly, from hose connection, between ribs 2 and 3 to elbow engine rib	1	L.56	C	
13206	E.A9.57.21	PIPE, fuel, between hose connection ribs 1 and 3, 1 1/4" o/d. x 20 SWG	1	L.56	C	
3196	E.A2.57.264	PIPE, assembly, from hose connection, between ribs 1 and 2 to fuselage connection	1	L.56	C	
28R/6341	AGS.566/B	PLUG	1	—	C	
1446	EEAS.66/5	RING, clamping	8	—	C	

SERVICES
FUEL SYSTEM IN STARBOARD WING

Ref. No	Part No	Description	No. off	Matl. Spec.	Cl. of Equip.		Place No
					M.R.	L.M.	
		1 2 3 4 5 6					
1304	E.A1.57.209	SUPPORT , fuel pipe at diaphragm and rib 1 ...	4	BELLS MILLBOARD MK.4	C		
		Attaching parts for E.A1.57.209:—					
28D/9419452	A25/3B	Bolt, 4 BA ...	6	—	C		
28M/10287	AGS.2001/B/1	Nut, 4 BA ...	6	—	C		
6384	E.A1.57.199	Plate, connecting ...	2	L.72	C		
28W/9419465	SP.13/B	Washer, 4 BA ...	8	—	C		
980	EEAS.20/1DR	TAB , locking ...	4	L.72	C		
5259	EEAS.21/2ERH	WASHER ...	6	—	C		
28W/9130226	AGS.164/F	WASHER , fibre ...	1	—	C		
	E.A2.57.31	HIGH PRESSURE NITROGEN SYSTEM, ASSEMBLY	—	—	—		
		Spares for:—					
9764	E.A1.57.12	BRACKET, NITROGEN CYLINDER MOUNTING, GROUP	1	—	C		
		Spares for:—					
28U/14132	AS.2393	COLLAR ...	2	—	C		
28U/14094	AS.2381	ROD , tension, 1/4" BSF ...	1	—	C		
28U/13991	AS.2384	TRUNNION , 1/4" BSF, R.H. ...	1	—	C		
28U/13988	AS.2387	TRUNNION , 1/4" BSF, L.H. ...	1	—	C		
	E.A2.57.577	PIPE , assembly, from connection at rib 1 to 750 litre bottle	1	DTD.323	—		
1310	E.A1.57.803	PIPE , assembly, from connection at rib 1 to fuse-lage connection	1	DTD.323	C		
1312	E.A1.57.807	PIPE , assembly, connection from 2250 litre cylinder to connection at rib 1	1	DTD.323	C		
1313	E.A1.57.809	PIPE , assembly, inter nitrogen bottle connection from 2250 litre cylinder to connection at rib 1	1	DTD.323	C		
	E.A1.57.246	PIPES, FUEL TRANSFER AND AIR IN INNER WING DROP TANK, ASSEMBLY	—	—	—		
		Spares for:—					
1255	E.A1.57.259	CLIP , pipe, special ...	5	L.72	C		
	EEAS.77/81	HOSE , rubber, 1 1/4" i/d x 1 1/8" o/d x 3" long, type 1 (Make from Ref. 32C/377)	2	DTD.625	LM		
2724	E.A1.57.1258	PIPE , fuel, 1 1/4" o/d x 20 SWG ...	1	L.56	C		
2722	E.A1.57.1260	PIPE , fuel, 1 1/4" o/d x 20 SWG ...	1	L.56	C		
1445	EEAS.66/4	RING , clamping, 1 1/2" i/d ...	4	L.56	C		
	E.A1.57.248	PIPES, FUEL TRANSFER AND AIR IN INNER WING DROP TANK, ASSEMBLY	—	—	—		
		Spares for:—					
	EEAS.112/10	CLIP , pipe, single, 1/2" o/d (use Ref. 2160) ...	4	L.16	—		
1145	E.A1.57.317	CLIP , pipe, special ...	2	L.72	C		
	EEAS.77/33	HOSE , rubber, 1/2" i/d x 3/4" o/d x 2" long, type 1 (Make from Ref. 32C/408)	2	DTD.625	LM		
1263	E.A6.57.104	PIPE , fuel, 1 1/4" o/d x 20 SWG ...	1	L.56	C		
1676	E.A6.57.105	PIPE , air, 1/2" o/d x 20 SWG ...	1	L.56	C		
1674	E.A6.57.108	PIPE , air, 1/2" o/d x 20 SWG ...	1	L.56	C		
1446	EEAS.66/5	RING , clamping, 1 1/2" i/d ...	2	L.72	C		

SERVICES
FUEL SYSTEM IN STARBOARD WING

Ref. No.	Part No.	Description	No. off	Matl. Spec.	Cl. of Equip.		Plate No
					M.R.	L.M.	
	E.A1.57.252	PIPES, FUEL AND AIR, IN ENGINE NACELLE, ASSEMBLY Spares for:—	—	—	—		
1255	E.A1.57.259	CLIP, pipe, special	3	L.72	C		
6383	E.A3.57.417	CLIP, pipe, special	1	L.72	C		
7136	EEAS.143/21	CLIP, pipe, single, ½" o/d	3	L.16	C		
	EEAS.77/81	HOSE, rubber, 1¼" i/d x ¾" o/d x 3" long, type 1 (Make from Ref. 32C/377)	1	DTD.625	LM		
1274	E.A1.57.252C	PIPE, assembly, fuel continuation between couplings in outer wing	1	L.56	C		
1662	E.A3.57.38	PIPE, assembly, fuel continuation from coupling in inner wing to coupling in engine nacelle	1	T.26	C		
1664	E.A3.57.40	PIPE, assembly, between engine nacelle and outer wing	1	T.26	C		
1666	E.A3.57.42	PIPE, assembly, air, continuation, from coupling in inner wing to coupling union in engine nacelle	1	T.26	C		
1668	E.A3.57.44	PIPE, assembly, air, continuation, from coupling union in engine nacelle to coupling in outer wing	1	T.26	C		
1672	E.A3.57.46	PIPE, assembly, air, continuation, from coupling in inner wing to reducing union in engine bay	1	T.26	C		
1670	E.A3.57.36	PIPE, assembly, from non-return valve to reducing union	1	T.26	C		
1446	EEAS.66/5	RING, clamping, 1½" i/d	1	L.72	C		
27F/2743	VICKERS A.5287/C	VALVE, non-return	1	—	A		
	E.A1.57.256	PIPES, FUEL TRANSFER AND AIR IN OUTER WING DROP TANK, ASSEMBLY Spares for:—	—	—	—		
1145	E.A1.57.317	CLIP, pipe, special	5	L.72	C		
	EEAS.77/33	HOSE, rubber, ½" i/d. x ¼" o/d. x 2" long, type 1 (Make from Ref. 32C/409)	2	DTD.625	LM		
	EEAS.77/81	HOSE, rubber, 1¼" i/d. x 1½" o/d. x 3" long, type 1 (Make from 32C/377)	1	DTD.625	LM		
1284	E.A6.57.93 or	PIPE, fuel, 1½" o/d. x 20 SWG	1	L.56	C		
	E.A9.57.43	PIPE, fuel, 1½" o/d. x 20 SWG	1	L.56	—		
1285	E.A6.57.95	PIPE, fuel, 1½" o/d. x 20 SWG	1	L.56	C		
1286	E.A6.57.97	PIPE, air, ½" o/d. x 20 SWG	1	L.56	C		
1702	E.A6.57.100	PIPE, air, ½" o/d. x 20 SWG	1	L.56	C		
1446	EEAS.66/5	RING, clamping, 1½" i/d	2	L.72	C		
1729	EEAS.20/1DU	TAB, locking	2	DTD.124	C		
27F/2152	SELF PRIMING ENG. CO. LTD. S.P.E.1706	VALVE, non-return, type P24A, Mk. 2 (Pre-Mod. 2690)	1	—	A		
27F/5178	SELF PRIMING ENG. CO. LTD. S.P.E.2706	VALVE, non-return, type P24A, Mk. 3 (Mod. 2690)	1	—	A		

SERVICES
FUEL SYSTEM IN STARBOARD WING

Ref. No	Part No	Description	No. off	Matl. Spec.	Cl. of Equip.	Plate No
					M.R. L.M.	
		1 2 3 4 5 6				
	E.A1.57.868	PIPES, AIR IN ENGINE NACELLE, ASSEMBLY ...	—	—	—	
1278	E.A1.57.861	Spares for:— COUPLING, pipe ...	1	DTD.126	C	
27M/695	LOCKHEED M.P.A.30068	FILTER, PUROLATOR, ASSEMBLY ...	1	—	B	
		Spares for:—				
27M/9761	LOCKHEED M.P.A.30110	ELEMENT, complete ...	1	—	C	
27M/9762	LOCKHEED M.P.A.29540	GASKET ...	2	—	C	
1680	E.A3.57.48	PIPE, assembly, from hose coupling joint to running coupling at purolator	1	T.26	C	
1681	E.A3.57.50	PIPE, assembly, from restrictor coupling forward of main spar to purolator connection	1	T.26	C	
1682	E.A3.57.52	PIPE, assembly, from restrictor coupling forward of main spar to non-return valve connection	1	T.26	C	
1291	E.A1.57.351	RESTRICTOR, drop tank air system ...	1	DTD.683	C	
1292	E.A1.57.859	WASHER, sealing, special ...	1	LFS.21	C	

Pages 775 to 782 not issued



SERVICES

FUEL SYSTEM IN PORT AND STARBOARD WINGS

Ref. No.	Part No.	Description	No. off	Matl. Spec.	Cl. of Equip.	Plate No
					M.R. L.M.	
SUMMARY OF STOCK ITEMS USED ON FUEL SYSTEM IN PORT AND STARBOARD WINGS, ASSEMBLY						
28F/9439158	AGS.949/D	Body, double ended union, 1/4" BSP	C	
28F/12595	AGS.949/J	Body, double ended union, 1/4" BSP	C	
28F/9439160	AGS.950/C	Body, reducing union, 3/8" BSP	C	
28F/10501	AGS.1112/B	Body, flanged union, 1/4" BSP	C	
28D/1010658	A25/1B	Bolt, 4 BA	C	
28D/1008149	A25/2B	Bolt, 4 BA	C	
28D/9419452	A25/3B	Bolt, 4 BA	C	
28D/9140638	A25/4B	Bolt, 4 BA	C	
28C/9436920	A25/1C	Bolt, 2 BA	C	
28D/9133011	A25/2C	Bolt, 2 BA	C	
28D/9133012	A25/3C	Bolt, 2 BA	C	
28D/	A25/3 1/2 C	Bolt, 2 BA	C	
28D/1011019	A25/8C	Bolt, 2 BA	C	
28D/12837	A28/1C	Bolt, 2 BA	C	
28F/11935	AGS.952/J	Collar	C	
28F/8011896	AGS.1142/C	Nipple, adaptor	C	
28F/8216	AGS.1142/J	Nipple, adaptor	C	
28F/11906	AGS.1170/J	Nipple	C	
28F/19144	AGS.2120/J	Nipple	C	
28M/9403519	A27/BP	Nut, 4 BA	C	
28M/10287	AGS.2001/B/1	Nut, stiff, 4 BA	C	
28M/10280	AGS.2001/B/3	Nut, stiff, 4 BA	C	
28M/10288	AGS.2001/C/1	Nut, stiff, 2 BA	C	
28M/10281	AGS.2001/C/3	Nut, stiff, 2 BA	C	
28F/9128928	AGS.1115/2	Plate, washer	C	
28R/6341	AGS.566/B	Plug, 1/4" BSP	C	
28F/5726	AGS.904/J	Sleeve	C	
28W/9419465	SP.13/B	Washer	C	
28W/9419402	SP.13/C	Washer	C	
28W/9419474	SP.15/B	Washer	C	
28W/9419475	SP.15/C	Washer	C	
28W/9419486	SP.16/B	Washer	C	
28W/9130226	AGS.164/F	Washer, fibre	C	

Ref. No	Part No.	1 2 3 4 5 6	Description	No. off	Matl. Spec.	Cl. of Equip M.R. L.M.	Place No

SERVICES
FUEL SYSTEM IN CENTRE FUSELAGE

Ref. No	Part No.	Description	No. off	Matl. Spec.	Cl. of Equip.	Plate No.
					M.R. L.M.	
		1 2 3 4 5 6				
	E.A2.57.499	FUEL SYSTEM IN CENTRE FUSELAGE, ASSEMBLY ...	—	—	—	
		Consisting of:—				
	E.A2.57.25	HIGH PRESSURE SYSTEM, ASSEMBLY ...	—	—	—	
		Spares for:—				
3181	E.A2.57.271	CLIP , pipe, double special	5	L.72	C	
3182	E.A2.57.273	CLIP , pipe, single special	14	L.72	C	
3095	E.A2.57.25A	PIPE , assembly, from nitrogen reducing valve to connection piece forward of frame 27	1	DTD.323	C	
3096	E.A2.57.25B	PIPE , assembly, from connecting piece forward of frame 27 to connecting piece forward of frame 25	1	DTD.323	C	
3097	E.A2.57.25C	PIPE , assembly, from connecting piece forward of frame 25 to connecting piece forward of spar frame 21	1	DTD.323	C	
3098	E.A2.57.25D	PIPE , assembly, from connecting piece forward of spar frame 21 to connecting piece forward of frame 15	1	DTD.323	C	
3099	E.A2.57.25E	PIPE , assembly, from connecting piece forward of frame 15 to connecting piece aft of frame 11	1	DTD.323	C	
3100	E.A2.57.25F	PIPE , assembly, from tee piece at frame 13 to connecting piece aft of frame 11	1	DTD.323	C	
3101	E.A2.57.25G	PIPE , assembly, transverse along frame 17 for port and starboard wing connections to 2250 litre cylinder	1	DTD.323	C	
3102	E.A2.57.25H	PIPE , assembly, fuselage to port wing 2250 litre cylinder	1	DTD.323	C	
3103	E.A2.57.25J	PIPE , assembly, fuselage to starboard wing 2250 litre cylinder	1	DTD.323	C	
3104	E.A2.57.25K	PIPE , assembly, transverse at frame 17, for port and starboard wing connections to 750 litre cylinder	1	DTD.323	C	
3105	E.A2.57.25L	PIPE , assembly, fuselage to port wing 750 litre cylinder	1	DTD.323	C	
3106	E.A2.57.25M	PIPE , assembly, fuselage to starboard wing 750 litre cylinder	1	DTD.323	C	
	E.A3.57.439	PIPES, FUEL TRANSFER, ASSEMBLY (MOD. 880)	—	—	—	
		Spares for:—				
3107	E.A1.57.267	BRACKET , valve Attaching parts for E.A1.57.267:—	1	—	C	
28D/12837	A28/1C	Bolt, 2 BA	3	—	C	
28D/13208	A28/6C	Bolt, 2 BA	3	—	C	
28M/10288	AGS.2001/C/1	Nut, 2 BA	6	—	C	
	AS.2809/4/06	Piece, distance	3	L.62	LM	
28W/9419402	SP.13/C	Washer	6	—	C	
1145	E.A1.57.317	CLIP , pipe, fuel Attaching parts for E.A1.57.317:—	8	L.72	C	
28D/12953	A28/1B	Bolt, 4 BA	2	—	C	
28M/10280	AGS.2001/B/3	Nut, 2 BA	2	—	C	
28W/9419465	SP.15/B	Washer	2	—	C	

SERVICES
FUEL SYSTEM IN CENTRE FUSELAGE

Ref. No.	Part No.	Description	No. off	Matl. Spec.	Cl. of Equip.	Plate No
					M.R. L.M.	
8190	E.A3.57.481	FAIRLEAD , frame 27	2	LFS.21	C	
28D/9419452	A25/3B	Attaching parts for E.A3.57.481:—				
28M/10287	AGS.2001/B/1	Bolt, 4 BA	4	—	C	
28W/9419465	SP.13/B	Nut, 4 BA	4	—	C	
		Washer	4	—	C	
12231	E.A3.57.491	FILTER , float valve (Mod. 1254)	1	—	C	
	EEAS.77/81	HOSE , rubber, 1½" i/d. x 1½" o/d. x 3" long, type 1 (Make from Ref. 32C/377)	7	DTD.625	LM	
28F/8216	AGS.1142/J	NIPPLE , adaptor	5	—	C	
5998	E.A3.57.451	PIPE , fuel continuation at frame 27	1	L.54	C	
1147	E.A1.57.271	PIPE , assembly, fuel, from rubber hose connection at frame 27 to connection at No. 3 fuel tank	1	L.54	C	
1148	E.A3.57.31	PIPE , assembly, fuel, branch at No. 3 fuel tank ...	1	T.26	C	
1726	E.A1.57.1127	PIPE , assembly, from port and starboard non-return valves to flexible coupling	2	L.56	C	
5999	E.A3.57.441	PIPE , fuel, branch continuation between hose coupling at centre of frame 27 and hose coupling, port (Mod. 880)	1	L.54	C	
6000	E.A3.57.443	PIPE , assembly, fuel continuation between hose coupling at centre of frame 27 and non-return valve, starboard (Mod. 880)	1	L.54	C	
6501	E.A3.57.445	PIPE , fuel, continuation, at centre of frame 27 (Mod. 880)	1	L.54	C	
1446	EEAS.66/5	RING , clamping, 1½" dia.	14	L.72	C	
1729	EEAS.20/1DU	TAB , locking	5	DTD.124	C	
28F/11200	AGS.1103/J	UNION , body, float valve	1	—	C	
27F/2152	SELF PRIMING ENG. CO. LTD. S.P.E.1706	VALVE , non-return, Type P24A, Mk. 2 (Pre-Mod. 2690)	2	—	A	
27F/5178	S.P.E.2706	VALVE , non-return, type P24A, Mk. 3 (Mod. 2690)	2	—	A	
27F/2909	FV.1250S MK.6	VALVE , float, 1½" BSP (Pre-Mod. 3763)	1	—	A	
27F/5854	FV.1250S MK.7	VALVE , float, 1½" BSP (Mod. 3763) (Pre-Mod. 3906)	1	—	A	
27F/6459	FV.1250S MK.8	VALVE , float, 1½" BSP (Mod. 3906)	1	—	A	
28M/10281	AGS.2001/C/3	Attaching parts for FV.1250S, Mk. 6, 7 and 8:—				
6502	E.A3.57.455	Nut, 2 BA	12	—	C	
28W/9419402	SP.13/C	Ring, sealing	2	NEO-K-TEX	C	
		Washer	12	—	C	
	E.A2.57.309	PIPES, FUEL, VENTRAL TANK, ASSEMBLY ...	—	—	—	
		Spares for:—				
	E.E. CO. LTD. BRADFORD TYPE 222 MK.1	ACTUATOR AND FUEL VALVE, ASSEMBLY ...	1	—	—	
		Consisting of:—				
5W/328	A.E.D.200152 SAUNDERS	ACTUATOR , type 200, Mk. 1	1	—	A	
27F/2238	F80/B20	COCK , fuel	1	—	A	
	A.E.A.222007	LABEL	1	—	—	
28M/9403520	A27/CP	NUT , 2 BA	4	—	C	

SERVICES
FUEL SYSTEM IN CENTRE FUSELAGE

Ref. No.	Part No.	Description	No. off	Matl. Spec.	Cl. of Equip.			Plate No		
					M.R.	L.M.				
					1	2	3	4	5	6
28W/9416643	SP.47/C	WASHER	4	—						
28W/9419454	SP.10/C	WASHER	4	—						
3108	E.A2.57.199	BRACKET, half, fuel pipe mounting (port only) ...	4	L.72						
3110	E.A2.57.493	BRACKET, half, fuel pipe mounting	2	L.72						
3109	E.A2.57.553	BRACKET, pipe support	9	—						
3111	E.A2.57.557	BRACKET, No. 4 tank non-return valve mounting	1	—						
3112	E.A2.57.551	CABLE, earthing	1	—						
11382	E.A2.57.201	CLAMP, for half bracket fuel pipe mounting ...	13	L.72						
11376	E.A2.57.495	CLAMP, for half bracket fuel pipe mounting ...	2	L.72						
9048	EEAS.143/28	CLIP, pipe, single, 1 1/4" o/d	6	L.72						
3113	E.A2.57.555	CLIP, for port branch pipes	1	L.72						
11378	E.A2.57.555	CLIP, for starboard branch pipes	1	L.72						
3115	E.A2.57.559	FAIRLEAD, branch pipe entry to wing	2	—						
3114	E.A2.57.467	GASKET, fuel sump	4	Petrolite						
	EEAS.77/82	HOSE, rubber, 1 1/2" i/d x 1 3/8" o/d x 5 1/2" long, type I (Make from Ref. 32C/377)	4	DTD.625						
	EEAS.77/81	HOSE, rubber, 1 1/2" i/d. x 1 3/8" o/d. x 3" long, type I (Make from Ref. 32C/377)	4	DTD.625						
	EEAS.164/28/51	HOSE, rubber, 1 3/4" i/d. x 2 1/4" o/d., type I (Make from Ref. 32C/412)	1	DTD.625						
3116	E.A2.57.311	MANIFOLD, fuel	1	—						
3117	E.A2.57.517	PIPE, assembly, from No. 1 tank non-return valve aft of frame 15 to manifold hose connection	1	L.56						
3118	E.A2.57.519	PIPE, assembly, from No. 1 tank sump connection to non-return valve aft of frame 15	1	L.56						
3119	E.A2.57.521	PIPE, assembly, from No. 2 tank non-return valve aft of frame 17 to manifold hose connection	1	L.56						
3120	E.A2.57.523	PIPE, assembly, from No. 2 tank sump connection to non-return valve aft of frame 17	1	L.56						
3121	E.A2.57.525	PIPE, assembly, from No. 4 tank sump connection to non-return valve aft of frame 19	1	L.56						
3122	E.A2.57.527	PIPE, branch, non-return and manifold	1	L.56						
3123	E.A2.57.529	PIPE, assembly, from No. 3 tank sump connection to non-return valve aft of frame 19	1	L.56						
3124	E.A2.57.531	PIPE, branch assembly, fuselage to wing fuel delivery, starboard	1	L.56						
3125	E.A2.57.533	PIPE, assembly, from No. 4 tank non-return valve to starboard branch pipe hose connection	1	L.56						
3126	E.A2.57.535	PIPE, assembly, from hose connection to No. 5 tank aft of frame 21 to non-return valve at starboard branch pipe	1	L.56						
3127	E.A2.57.537	PIPE, branch assembly, fuselage to wing fuel delivery, port	1	L.56						
3128	E.A2.57.539	PIPE, assembly, from No. 4 tank non-return valve to port branch pipe hose connection	1	L.56						
3129	E.A2.57.541	PIPE, assembly, from hose connection for No. 5 tank aft of frame 21 to non-return valve at port branch pipe	1	—						
3130	E.A2.57.203	RING, sump sealing	4	Hycatrol						
3134	E.A2.57.205	RING, sealing ring retaining	4	L.72						
3131	E.A2.57.261	Ring, bolt, sump access panel	4	DTD.124						
11381	E.A2.57.571	RING, stiffening	4	L.72						C/MR

SERVICES
FUEL SYSTEM IN CENTRE FUSELAGE

Ref. No	Part No	Description	No. off	Matl. Spec.	Cl. of Equip	Plate No
					M.R. L.M	
		1 2 3 4 5 6				
1446	EEAS.66/5	RING, clamping, 1 3/8" i/d	24	L.72	C	
3132	EEAS.16/10	RING, clamping, 2 1/2" dia.	4	L.72	C	
28F/9429636	AGS.1186/3	SEAL, bonding	48	—	C	
3133	E.A2.57.183	SUMP, fuel tank	4	DTD.300	C	
	E.A2.56.9	TOP FUEL TANK, ASSEMBLY	—	—	—	
		Spares for:—				
	E.A1.57.121	CAP, FILLER, FUEL TANKS, GROUP	4	—	—	
		Spares for:—				
1140	E.A1.57.133	ADAPTOR, filler cap drain	1	L.60 or L.40	C	
1141	AS.2590	CAP, FILLER, GROUP	1	—	C	
		Consisting of:—				
	AS.2591	BASE	1	—	—	
12876	AS.2592	CAP	1	—	C	
28J/9432438	AS.5364	RING, sealing	1	—	C	
	EEAS.77/13	HOSE, rubber, 1/2" i/d. x 1/2" o/d. x 3 1/2" long. type 1 (Make from Ref. 32C/407)	1	DTD.625	LM	
2172	E.A1.57.125	RING, filler cap attachment	1	L.59	C	
3142	E.A1.57.129	RING, sealing	1	Neo-K-Tex	C	
1142	E.A1.57.131	RING, sealing	1	Neo-K-Tex	C	
3141	E.A2.56.71	SCREW, 2 BA, special c'sk head	15	S.11	C	
3135	E.A2.57.175	CONNECTION, venting tee reducing on tank No. 1	1	DTD.133C	C	
3136	E.A2.57.177	CONNECTION, venting tee for tanks 2, 3 and 4	3	DTD.133C	C	
6A/2812	SMITHS INST. TAB/1/18	GAUGE, fuel tank unit, tanks No. 2, 3 and 4	3	—	A	
6A/2844	SMITHS INST. TAB/2/19	GAUGE, fuel tank unit, tank No. 1	1	—	A	
	E.A2.57.133	PIPE, FLANGED PURGING, FOR TANKS NO 1 AND 2, GROUP	2	—	—	
		Consisting of:—				
3137	E.A2.57.135	ELBOW, flanged	1	L.54	C	
28F/8280	AGS.1142/H	NIPPLE, 1" o/d	2	—	C	
3138	E.A2.57.143	PIPE, purging	1	L.56	C	
1365	E.A3.75.117	VALVE, non-return	1	—	B	
30A/	†	WIRE, locking	QR	—	—	
	E.A2.57.173	PIPE, FLANGED, PURGING, FOR TANKS 3 AND 4, GROUP	2	—	—	
		Consisting of:—				
3137	E.A2.57.135	ELBOW, flanged	1	L.54	C	
28F/8280	AGS.1142/H	NIPPLE, 1" o/d	2	—	C	
3140	E.A2.57.307	PIPE, purging	1	L.56	C	
1365	E.A3.75.117	VALVE, non-return	1	—	B	
30/A	†	WIRE, locking	QR	—	—	
	E.A2.57.77	PLATE, tank attachment	4	L.72	—	
2746	E.A1.57.371	PLATE, attachment tank to floor	56	L.72	C	
3143	E.A2.57.563	RING, sealing, purging pipe	4	Neo-K-Tex	C	
	E.A2.57.569	RING, half reinforcing purging pipe	8	L.72	C	
1861	E.A2.56.1	TANK, fuel, top, No. 1 and 2	2	—	A	
1862	E.A2.56.3	TANK, fuel, top, No. 3 and 4	2	—	A	
1240	E.A1.57.59	WASHER, joint tank tee vent connection	4	—	C	

SERVICES
FUEL SYSTEM IN CENTRE FUSELAGE

Ref. No	Part No.	Description	No. off	Matl. Spec.	Cl. of Equip.		Plate No
					M.R.	L.M.	
		1 2 3 4 5 6					
	E.A2.57.743	VALVE, non-return (make from Ref. 27F/2152) (Mod. 102B)	2	—		LM	
27F/2152	SELF PRIMING ENG. CO. LTD. S.P.E.1706	VALVE, non-return, type P24A Mk.2 (Pre-Mod. 2690)	6	—		A	
27F/5178	S.P.E.2706	VALVE, non-return, type P24A Mk.3 (Mod. 2690)	6	—		A	
	E.B7.57.157	PIPES, FUEL, VENTRAL TANK, ASSEMBLY (MOD. 1005) (S.O.O.) Spares for:—	—	—		—	
	E. E. CO. LTD. BRADFORD TYPE 222 Mk. 1	ACTUATOR AND FUEL VALVE, ASSEMBLY Consisting of:—	1	—		—	
5W/328	A.E.D.200152 SAUNDERS	ACTUATOR, type 200, Mk. 1	1	—		A	
27F/2238	F80/B20	COCK, fuel	1	—		A	
	A.E.A.222007	LABEL	1	—		—	
28M/9403520	A27/CP	NUT, 2 BA	4	—		C	
28W/9416643	SP.47/C	WASHER, spring	4	—		C	
28W/9419454	SP.10/C	WASHER	4	—		C	
	3108 E.A2.57.199	BRACKET, half, fuel pipe mounting	6	L.72		C	
	3110 E.A2.57.493	BRACKET, half, fuel pipe mounting	2	L.72		C	
	3109 E.A2.57.553	BRACKET, pipe support	7	—		C	
	3111 E.A2.57.557	BRACKET, No. 4 tank non-return valve mounting Attaching parts for E.A2.57.199, E.A2.57.493, E.A2.57.553 and E.A2.57.557:—	1	—		C	
28D/9436920	A25/1C	Bolt, 2 BA (As required)	2	—		C	
28D/9133012	A25/3C	Bolt, 2 BA (As required)	2	—		C	
28M/10288	AGS.2001/C/1	Nut, 2 BA	2	—		C	
	E.B7.57.191	Packing (As required)	1	—		C	
28W/9419475	SP.15/C	Washer	2	—		C	
	3112 E.A2.57.551	CABLE, earthing	1	—		C	
	11382 E.A2.57.201	CLAMP, for half bracket fuel pipe mounting	13	L.72		C	
	11376 E.A2.57.495	CLAMP, for half bracket fuel pipe mounting Attaching parts for E.A2.57.201 and E.A2.57.495:—	2	L.72		C	
28D/9436920	A25/1C	Bolt, 2 BA	2	—		C	
28M/10288	AGS.2001/C/1	Nut, 2 BA	2	—		C	
28W/9419475	SP.15/C	Washer	2	—		C	
	3113 E.A2.57.555	CLIP, branch pipe, L.H.	1	L.72		C	
	11378 E.A2.57.556	CLIP, branch pipe, R.H. Attaching parts for E.A2.57.555 and E.A2.57.556:—	1	L.72		C	
28D/9133012	A25/3C	Bolt, 2 BA	2	—		C	
28M/10288	AGS.2001/C/1	Nut, 2 BA	2	—		C	
	E.B7.57.279	Packing, L.H. clip	1	—		—	
	E.B7.57.280	Packing, R.H. clip	1	—		—	
28W/9419475	SP.15/C	Washer	2	—		C	
	9048 EEAS.143/28	CLIP, pipe, single, 1½" o/d.	6	L.72		C	

SERVICES
FUEL SYSTEM IN CENTRE FUSELAGE

Ref. No.	Part No	Description	No. off	Matl. Spec.	Cl. of Equip.		Place No
					M.R.	L.M.	
		1 2 3 4 5 6					
3115	E.A2.57.559	FAIRLEAD , branch pipe line entry to wing ...	2	—		C	
		Attaching parts for E.A2.57.559:—					
28D/1200119	A25/4C	Bolt, 2 BA ...	4	—		C	
28M/10288	AGS.2001/C/1	Nut, 2 BA ...	4	—		C	
28W/9419475	SP.15/C	Washer ...	4	—		C	
28W/9419404	SP.16/C	Washer (Use as spacing washer) ...	2	—		C	
	EEAS.77/81	HOSE , rubber, 1½" i/d x 1½" o/d x 3" long, type 1 (Make from Ref. 32C/377)	4	DTD.625		LM	
	EEAS.77/82	HOSE , rubber, 1½" i/d x 1½" o/d x 5½" long, type 1 (Make from Ref. 32C/377)	6	DTD.625		LM	
	EEAS.164/28/51	HOSE , rubber, 1½" i/d x 2½" o/d x 5" long, type 1 (Make from Ref. 32C/412)	1	DTD.625		LM	
5K/3414	AS.3360/B9B	LEAD , bonding ...	4	—		C	
3116	E.A2.57.311	MANIFOLD , fuel ...	1	—		C	
		Attaching parts for E.A2.57.311:—					
28D/9436920	A25/1C	Bolt, 2 BA ...	8	—		C	
28M/10288	AGS.2001/C/1	Nut, 2 BA ...	8	—		C	
28W/9419475	SP.15/C	Washer ...	8	—		C	
28F/8216	AGS.1142/J	NIPPLE , adapter ...	16	—		C	
3117	E.A2.57.517	PIPE , assembly, from No. 1 tank non-return valve aft of frame 15 to manifold hose connection	1	L.56		C	
3118	E.A2.57.519	PIPE , assembly, from No. 1 tank sump connection to non-return valve aft of frame 15	1	L.56		C	
3119	E.A2.57.521	PIPE , assembly, from No. 2 tank non-return valve aft of frame 17 to manifold hose connection	1	L.56		C	
3120	E.A2.57.523	PIPE , assembly, from No. 2 tank sump connection to non-return valve aft of frame 17	1	L.56		C	
3121	E.A2.57.525	PIPE , assembly, from No. 4 tank sump connection to non-return valve aft of frame 19	1	L.56		C	
3122	E.A2.57.527	PIPE , branch, between non-return valves and manifold at frame 12	1	L.56		C	
3123	E.A2.57.529	PIPE , assembly, from No. 3 tank sump connection to non-return valve at frame 19	1	L.56		C	
3125	E.A2.57.533	PIPE , assembly, from ventral tank non-return valve to starboard branch pipe hose connection	1	L.56		C	
3126	E.A2.57.535	PIPE , assembly, from hose connection for No. 5 tank aft of frame 21 to non-return valve at starboard branch pipe	1	L.56		C	
3128	E.A2.57.539	PIPE , assembly, from ventral tank non-return valve to port branch pipe hose connection	1	L.56		C	
3129	E.A2.57.541	PIPE , assembly, from hose connection for No. 5 tank aft of frame 21 to branch pipe non-return valve port	1	L.56		C	
11386	E.B7.57.159	PIPE , branch, assembly, fuselage to wing fuel pipe delivery, port	1	L.54		C	
11387	E.B7.57.161	PIPE , assembly, from fuselage branch pipe to wing connection, port	1	L.54		C	

SERVICES
FUEL SYSTEM IN CENTRE FUSELAGE

Ref. No.	Part No.	Description						No. off	Matl. Spec	Cl. of Equip. M.R. L.M.	Plate No
		1	2	3	4	5	6				
11388	E.B7.57.163	PIPE, branch, assembly, fuselage to wing fuel delivery, starboard						1	L.54	C	
11389	E.B7.57.165	PIPE, assembly, from fuselage branch pipe to wing connection, starboard						1	L.54	C	
3130	E.A2.57.203	RING, sealing, sump and fuel gauge unit ...						4	Hycatrol	C	
3134	E.A2.57.205	RING, sealing ring retaining ...						4	L.72	C	
3131	E.A2.57.261	RING, bolt, sump access panel ...						4	DTD.124	C	
11381	E.A2.57.571	RING, stiffening ...						4	L.72	C/MR	
1446	EEAS.66/5	RING, clamping, 1½" dia. ...						32	L.72	C	
3132	EEAS.66/10	RING, clamping, 2½" dia. ...						4	L.72	C	
	SAUNDERS										
27F/2854	A.202	RING, clamping, for fuel cock ...						2	—	C	
3133	E.A2.57.183	SUMP, fuel tank ...						4	DTD.300	C	
		Attaching parts for E.A2.57.183:—									
3114	E.A2.57.467	Gasket, sealing ...						1	Petrolite	C	
28M/10288	AGS.2001/C/1	Nut, 2 BA ...						12	—	C	
28W/9419475	SP.15/C	Washer ...						12	—	C	
	DOWTY										
27Q/10454	SP.815/2	Seal, bonding ...						12	—	C	
	E.A2.56.9	TOP FUEL TANK, ASSEMBLY ...						—	—	—	
		Spares for this assembly are identical with those for assembly Part No. E.A2.56.9 on page 788									
	SELF PRIMING ENG. CO. LTD.										
27F/2152	SPE.1706	VALVE, non-return, type P24A, Mk. 2 (Pre-Mod. 2690)						8	—	A	
27F/5178	SPE.2706	VALVE, non-return, type P24A, Mk. 3 (Mod. 2690)						8	—	A	
	E.A2.57.743	VALVE, non-return (Pre-Mod. 1416) (Make from Ref. 27F/2152)						2	—	LM	
	E.A2.57.333	PIPES, VENTING AND PURGING SYSTEM, ASSEMBLY						—	—	—	
		Spares for:—									
3144	E.A2.57.191	CLIP, pipe support ...						1	DTD.124A	C	
3115	E.A2.57.193	CLIP, pipe, special ...						5	L.72	C	
3146	E.A2.57.195	CLIP, pipe, special ...						4	L.72	C	
	EEAS.77/71	HOSE, rubber, 1" i/d x 1½" o/d x 2½" long, type 1 (Make from Ref. 32C/376)						1	DTD.625	LM	
	EEAS.77/72	HOSE, rubber, 1" i/d x 1½" o/d x 2½" long, type 1 (Make from Ref. 32C/376)						18	DTD.625	LM	
	EEAS.77/122	HOSE, rubber, 2" i/d x 2½" o/d x 3" long, type 1 (Make from Ref. 32C/378)						8	DTD.625	LM	
	EEAS.77/131	HOSE, rubber, 2½" i/d x 2½" o/d x 3" long, type 1 (Make from Ref. 32C/379)						2	DTD.625	LM	
3147	E.A2.57.83	PIPE, purging, junction at tanks No. 2 and 3 ...						2	T.45	C	
3148	E.A2.57.85	PIPE, purging, junction at tank No. 4 ...						1	T.45	C	
3149	E.A2.57.105	PIPE, venting, between tank No. 1 and ventral tank						1	T.45	C	
3150	E.A2.57.107	PIPE, venting, from reducing tee to hose coupling at No. 2 tank connecting tee						1	L.56	C	
3151	E.A2.57.109	PIPE, venting, from wing junction to No. 2 tank connecting tee						1	L.56	C	

SERVICES
FUEL SYSTEM IN CENTRE FUSELAGE

Ref. No	Part No	Description	No. off	Matl. Spec.	Cl. of Equip.		Plate No
					M.R.	L.M.	
		1 2 3 4 5 6					
3152	E.A2.57.111	PIPE, venting, from No. 3 tank connecting tee to No. 4 tank connecting tee	1	L.56		C	
3153	E.A2.57.113	PIPE, venting, twin junction	1	T.45		C	
3511	E.A2.57.503	PIPE, venting	1	T.45		C	
3155	E.A2.57.125	PIPE, venting, from hose connection at frame 12 to vent valve elbow at frame 27	1	L.56		C	
12977	E.A2.57.793	PIPE, venting, junction for No. 5 tank (Mod. 1731)	1	T.45		C	
3157	E.A2.57.131	PIPE, purging, from connection on No. 1 tank to elbow connection	1	T.45		C	
3158	E.A2.57.139	PIPE, purging, junction, for ventral tank connection	1	T.45		C	
3159	E.A2.57.141	PIPE, purging, from hose connection to branch pipe connection at frame 21	1	L.54		C	
3160	E.A2.57.147	PIPE, purging, from ventral tank branch pipe connection to nitrogen valve branch pipe connection	1	L.56		C	
6956	E.A2.57.575	PIPE, purging, from ventral tank to hose connection	1	L.56		C	
	E.B7.57.335	PIPES, VENTING, FRAME 27A TO FRAME 30 ASSEMBLY (MOD. 1462) Spares for:—	—	—		—	
25546	E.B7.57.315	BRACKET, vent pipe at frames 28 and 29	2	L.59		C	
11393	E.B7.57.179	CLIP, pipe	1	L.72		C	
25547	E.B7.57.317	CLIP, vent pipe at frames 28 and 29	2	L.59		C	
	EEAS.164/36/30	HOSE, rubber, 2½" i/d x 3" long, type 1 (Make from Ref. 32C/379)	1	DTD.625		LM	
	EEAS.146/40/45	HOSE, rubber, 2½" i/d x 4½" long, type 1 (Make from Ref. 32C/380)	2	DTD.625		LM	
4762	E.A3.57.185	HOSE, rubber, 2" i/d x 3" long	1	Bells Asbestos		C	
4763	E.A3.57.187	HOSE, rubber, 1" i/d x 2½" long	2	Bells Asbestos		C	
25549	E.B7.57.337	PIPE, assembly, vent from frame 27A to hose coupling between frames 28 and 29	1	—		C	
25550	E.B7.57.339	PIPE, vent, from hose coupling between frames 28 and 29, to hose coupling aft of frame 30	1	—		C	
11392	E.B7.57.177	PIPE, bend	1	—		C	
6878	EEAS.66/2	RING, clamping	4	L.72		C	
3132	EEAS.66/10	RING, clamping	2	L.72		C	
1442	EEAS.66/12	RING, clamping	2	L.72		C	
11385	E.A3.57.29	TUBE, blanking	1	L.54		C	
1593	EEAS.66/1	RING, clamping, 1½" dia.	2	L.72		C	
1444	EEAS.66/3	RING, clamping, 1½" dia.	38	L.72		C	
1442	EEAS.66/12	RING, clamping, 2½" dia.	16	L.72		C	
6812	EEAS.66/14	RING, clamping, 2½" dia.	4	L.72		C	
	E.A2.57.469	PIPES, VENTRAL TANK VENTING AND PURGING, ASSEMBLY Spares for:—	—	—		—	
3161	E.A2.57.481	CLIP, pipe, special	1	L.72		C	
3162	E.A2.57.483	CLIP, pipe, special	4	L.72		C	
	EEAS.77/72	HOSE, rubber, 1" i/d x 1½" o/d x 2½" long, type 1 (Make from Ref. 32C/376)	5	DTD.625		LM	
3163	E.A2.57.471	PIPE, bend, connection from No. 1 tank pipe to ventral tank connection 1" o/d x 22 SWG	1	L.56		C	

SERVICES
FUEL SYSTEM IN CENTRE FUSELAGE

Ref. No	Part No	Description	No. off	Matl Spec	Cl. of Equip.	Plate No
					M.R. L.M.	
3164	E.A2.57.473	PIPE, venting, from port connection to connection at frame 19, 1" o/d x 22 SWG	1	L.56	C	
3165	E.A2.57.475	PIPE, venting, port, from connection at frame 19 to connection at frame 17, 1" o/d x 22 SWG	1	L.54	C	
3166	E.A2.57.477	PIPE, venting, from port connection to connection at frame 19, 1" o/d x 22 SWG	1	L.56	C	
3167	E.A2.57.479	PIPE, venting, starboard, from connection at frame 19 to connection at frame 17, 1" o/d x 22 SWG	1	L.54	C	
11377	E.A2.57.543	PIPE, purging	1	L.56	C	
1444	EEAS.66/3	RING, clamping, 1 1/8" dia.	10	L.72	C	
	E.A2.57.501	PIPES, FUEL AND AIR IN FLARE BAY, FRAMES 21 TO 24, ASSEMBLY Spares for:—	—	—	—	
3108	E.A2.57.199	BRACKET, fuel pipe support at frame 22, port ...	1	—	C	
1168	E.A1.57.203	BRACKET, fuel pipe support at frame 22, starboard	1	—	C	
11382	E.A2.57.201	CLAMP, fuel pipe, for bracket at frame 22, starboard (Make from Ref. 30B/1734)	1	—	C	
8183	E.A1.57.1317	CLIP, fuel pipe for bracket at frame 22, port (Make from Ref. 30B/1730)	1	—	C	
	EEAS.77/33	HOSE, rubber, 1/2" i/d x 3/4" o/d x 2" long, type 1 (Make from Ref. 32C/408)	8	DTD.625	LM	
	EEAS.164/20/53	HOSE, rubber, 1 1/4" i/d x 1 3/4" o/d x 5 1/4" long, type 1 (Make from Ref. 32C/377)	2	DTD.625	LM	
3169	E.A2.57.505	PIPE, assembly, from No. 5 tank fuel connection to hose connection at frame 21, port	1	L.56	C	
3170	E.A2.57.507	PIPE, assembly, from No. 5 tank fuel connection to hose connection at frame 21, starboard	1	L.56	C	
3171	E.A2.57.509	PIPE, air compressor line for drop tank supply from blow off valve to hose coupling at frame 22, port	1	L.56	C	
3172	E.A2.57.511	PIPE, air supply to drop tank from blow off valve to hose coupling at frame 22, port	1	L.56	C	
3173	E.A2.57.513	PIPE, air compressor line for drop tank supply from blow off valve to hose coupling at frame 22, starboard	1	L.56	C	
3174	E.A2.57.515	PIPE, air supply to drop tank from blow off valve to hose coupling at frame 22, starboard	1	L.56	C	
	E.A2.57.593	PUMP, FUEL No. 5, PORT, ASSEMBLY (PRE-MOD. 727) Spares for:—	—	—	—	
SW/51	E. E. CO. LTD. BRADFORD TYPE 201 Mk 7	ACTUATOR, fuel valve (Pre-Mod. 311)	1	—	A	
	E. E. CO. LTD. BRADFORD TYPE 201 Mk. 8	ACTUATOR AND FUEL COCK, ASSEMBLY (MOD. 311) Consisting of:—	1	—	—	
SW/328	AED.200152	ACTUATOR, Type 200	1	—	A	
SW/337	AEB.201349	ADAPTOR, c/w label AEA.201364	1	—	C	

SERVICES
FUEL SYSTEM IN CENTRE FUSELAGE

Ref. No	Part No.	Description	No. off	Matl. Spec	Cl. of Equip.	Plate No
					M.R. L.M.	
		1 2 3 4 5 6				
27F/2206	SAUNDERS E42.F10	COCK, fuel, 1 1/4" BSP	1	—	A	
28M/10288	AGS.2001/C/1	NUT, stiff	2	—	C	
30A/3055	†	WIRE, locking	QR	—	C	
1183	E.A1.57.191	ADAPTOR, fuel pump cock	1	L.40	C	
3175	E.A1.57.571	ADAPTOR, fuel pump mounting	1	—	C	
3176	E.A1.57.39	BRACKET, fuel pump mounting	1	L.72	C	
27F/2206	SAUNDERS E42.F10	COCK, fuel, 1 1/4" BSP (Pre-Mod. 311)	1	—	A	
	EEAS.77/11	HOSE, rubber, 1/2" i/dx1/2" o/dx1/2" long, type 1 (Make from Ref. 32C/407)	1	DTD.625	LM	
	E.A2.57.591	PIPE, drain, 1/2" o/dx22 SWG	1	L.56	LM	
1189	E.A1.57.29	WASHER, adaptor special, between pump and mounting	1	Neo-K-Tex	C	
1190	E.A1.57.31	WASHER, adaptor, special, under fuel pump mounting	1	Neo-K-Tex	C	
1191	E.A1.57.193	WASHER, adaptor, special, extended fuel cock	1	BSS.216	C	
1192	E.A1.57.195	WASHER, adaptor, special, internal fuel cock	1	BSS.216	C	
	E.A2.57.597	PUMP, FUEL, NO. 5 PORT, ASSEMBLY (MOD. 727)	—	—	—	
		Spares for:—				
	E. E. CO. LTD. BRADFORD TYPE 201 Mk. 8	ACTUATOR AND FUEL COCK, ASSEMBLY ...	1	—	—	
		Consisting of:—				
5W/328	AED.200152	ACTUATOR, type 200	1	—	A	
5W/337	AEB.201349	ADAPTOR, c/w label AEA.201364	1	—	C	
27F/2206	SAUNDERS E.42. F.10	COCK, fuel, 1 1/4" BSP	1	—	A	
28M/10288	AGS.2001/C/1	NUT, stiff, 2 BA	2	—	C	
30/A	†	WIRE, locking	QR	—	—	
1183	E.A1.57.191	ADAPTOR, fuel pump cock	1	L.40	C	
3175	E.A1.57.571	ADAPTOR, fuel pump mounting	1	—	C	
3176	E.A1.57.39	BRACKET, fuel pump mounting	1	L.72	C	
	E.A2.57.599	PIPE, DRAIN LINE, ASSEMBLY	—	—	—	
		Spares for:—				
5843	E.A2.57.617	CLIP, pipe special	1	—	C	
	EEAS.77/71	HOSE, connecting, 1" i/dx1 1/4" o/dx2 1/2" long, type 1 (Make from Ref. 32C/376)	1	DTD.625	LM	
5844	E.A2.57.603	PIPE, drain	1	L.54	C	
1444	EEAS.66/3	RING, clamping	2	L.72	C	
1468	EEAS.1/2C	SCREW, 2 BA, c'sk head	6	H.T.S.	C	
5845	E.A2.57.607	VALVE, drain	1	—	C	
5846	E.A2.57.619	WASHER, sealing	1	Neo-K-Tex	C	
1189	E.A1.57.29	WASHER, adaptor, special, between pump and mounting	1	Neo-K-Tex	C	
1190	E.A1.57.31	WASHER, adaptor, special, under fuel pump and mounting	1	Neo-K-Tex	C	
1191	E.A1.57.193	WASHER, adaptor, special, external fuel cock	1	BSS.216	C	
1192	E.A1.57.195	WASHER, adaptor, special, internal fuel cock	1	BSS.216	C	

SERVICES
FUEL SYSTEM IN CENTRE FUSELAGE

Ref. No.	Part No.	Description	No. off	Matl. Spec.	Cl. of Equip.		Plate No
					M.R.	L.M.	
		1 2 3 4 5 6					
	E.A1.57.655	PUMP, FUEL, NO. 5 STARBOARD, ASSEMBLY (PRE-MOD. 727) Spares for:—	—	—	—		
5W/51	E. E. CO. LTD. BRADFORD TYPE 201 Mk. 7 E. E. CO. LTD. BRADFORD TYPE 201 Mk. 8	ACTUATOR, fuel valve (Pre-Mod. 311) ...	1	—		A	
		ACTUATOR AND FUEL COCK, ASSEMBLY (MOD. 311) Consisting of:—	1	—		—	
5W/328	AED.200152	ACTUATOR, TYPE 200	1	—		A	
5W/337	AEB.201349 SAUNDERS	ADAPTOR, c/w label AEA.201364	1	—		C	
27F/2206	E.42. F.10	COCK, fuel, 1½" BSP	1	—		A	
28M/10288	AGS.2001/C/1	NUT, stiff	2	—		C	
1183	E.A1.57.191	ADAPTOR, fuel pump cock	1	L.40		C	
3175	E.A1.57.571	ADAPTOR, fuel pump mounting	1	—		C	
3178	E.A1.57.41	BRACKET, fuel pump mounting	1	L.72		C	
20459	EEAS.143/2 SAUNDERS	CLIP, pipe, special, single	1	L.16		C	
27F/2206	E42.F10 EEAS.77/11	COCK, fuel, 1½" BSP (Pre-Mod. 311)	1	—		A	
		HOSE, rubber, ½" i/dx½" o/dx1½" long, type 1 (Make from Ref. 32C/407)	1	DTD.625		LM	
3179	E.A1.57.647	PIPE, drain, ½" o/dx22 SWG	1	L.56		C	
1189	E.A1.57.29	WASHER, adaptor, special, between pump and mounting	1	Neo-K-Tex		C	
1190	E.A1.57.31	WASHER, adaptor, special, under fuel pump mounting	1	Neo-K-Tex		C	
1191	E.A1.57.193	WASHER, adaptor, special, external fuel cock	1	BSS.216		C	
1192	E.A1.57.195	WASHER, adaptor, special, internal fuel cock	1	BSS.216		C	
	E.A2.57.595	PUMP, FUEL, NO. 5 STARBOARD, ASSEMBLY (MOD. 727) Spares for:—	—	—		—	
	E. E. CO. LTD. BRADFORD TYPE 201 Mk. 8	ACTUATOR AND FUEL COCK, ASSEMBLY ... Consisting of:—	1	—		—	
5W/328	AED.200152	ACTUATOR, type 200	1	—		A	
5W/337	AEB.201349 SAUNDERS	ADAPTOR, c/w label AEA.201364	1	—		C	
27F/2206	E42.F10	COCK, fuel, 1½" BSP	1	—		A	
28M/10288	AGS.2001/C/1	NUT, stiff, 2 BA	2	—		C	
1183	E.A1.57.191	ADAPTOR, fuel pump cock	1	L.40		C	
3175	E.A1.57.571	ADAPTOR, fuel pump mounting	1	—		C	
3178	E.A1.57.41	BRACKET, fuel pump mounting	1	L.72		C	
	E.A2.57.601	PIPE, DRAIN, ASSEMBLY ... Spares for:—	—	—		—	
5843	E.A2.57.617 EEAS.77/71	CLIP, pipe, special	1	—		C	
		HOSE, connecting, 1" i/dx1½" o/dx2½" long, type 1 (Make from Ref. 32C/376)	1	DTD.625		LM	
5847	E.A2.57.605	PIPE, drain	1	L.54		C	

SERVICES
FUEL SYSTEM IN CENTRE FUSELAGE

Ref. No	Part No	Description	No. off	Matl. Spec.	Cl. of Equip.		Plate No
					M.R.	L.M.	
		1 2 3 4 5 6					
1444	EEAS.66/3	RING, clamping	2	L.72		C	
1468	EEAS.1/2C	SCREW, 2 BA, c'sk head	6	H.T.S.		C	
5845	E.A2.57.607	VALVE, drain	1	—		C	
5846	E.A2.57.619	WASHER, sealing	1	Neo-K-Tex		C	
1189	E.A1.57.29	WASHER, adaptor, special, between pump and mounting	1	Neo-K-Tex		C	
1190	E.A1.57.31	WASHER, adaptor, special, under fuel pump and mounting	1	Neo-K-Tex		C	
1191	E.A1.57.193	WASHER, adaptor, special, external fuel cock	1	BSS.216		C	
1192	E.A1.57.195	WASHER, adaptor, special, internal fuel cock	1	BSS.216		C	
1446	EEAS.66/5	RING, clamping, 1½" dia.	8	L.72		C	
12999	E.A2.56.5	TANK, FUEL, NO. 5, ASSEMBLY (PRE-MOD. 3367 AND 3391) (Supplied to Part No. E.A2.00.279, less capacitor units, for spares purposes) Spares for:—	1	—		A	
	E.A1.57.123	CAP, FILLER, NO. 5 FUEL TANK, GROUP ... Spares for:—	1	—		—	
1140	E.A1.57.133	ADAPTOR, filler cap drain	1	L.64 or L.40		C	
1141	AS.2590	CAP, FILLER, GROUP Consisting of:—	1	—		C	
	AS.2591	BASE	1	—		—	
12876	AS.2592	CAP	1	—		C	
28/9432438	AS.5364	RING, sealing	1	—		C	
	EEAS.77/13	HOSE, rubber, ¼" i/dx½" o/dx3½" long, type 1 (Make from Ref. 32C/407)	1	DTD.625		LM	
3180	E.A1.57.127	RING, filler cap attachment	1	L.59		C	
3142	E.A1.57.129	RING, sealing	1	Neo-K-Tex		C	
1142	E.A1.57.131	RING, sealing	1	Neo-K-Tex		C	
3141	E.A2.56.71	SCREW, 2 BA, c'skhead	15	—		C	
6A/2804	TC.17	UNIT, tank	2	—		A	
6A/2805	TC.18	UNIT, tank	2	—		A	
40123	E.A2.56.727	TANK, FUEL, NO. 5, ASSEMBLY (MOD. 3367 AND 3391) (Supplied to Drg. E.A2.00.313 less capacitor units, for spare purposes) Spares for:—	1	—		A	
6A/2766	SMITH WAYMOUTH JCB/1A SMITH WAYMOUTH	BOX, terminal	1	—		B	
6A/7517	PR.30	CABLE, assembly	1	—		B	
6A/7518	PS.54	CABLE, assembly	2	—		B	
6A/7519	PS.73	CABLE, assembly	2	—		B	
	E.A1.57.123	CAP, FILLER, NO. 5 FUEL TANK, GROUP ... (Spares are identical with previous entry on this page)	1	—		—	

SERVICES
FUEL SYSTEM IN CENTRE FUSELAGE

Ref. No.	Part No.	Description						No. off	Matl. Spec.	Cl. of Equip. M.R. L.M.	Plate No
		1	2	3	4	5	6				
19838	E.A1.55.249	CONNECTION, nitrogen						1	—	C	
		Attaching parts for E.A1.56.249:—									
28M/10288	AGS.2001/C/1	Nut, 2 BA						8	—	C	
19839	E.A1.56.257	Plate, attachment						1	—	C	
5012	E.A1.56.255	Washer, sealing						1	—	C	
28W/9419475	SP.15/C	Washer, 2 BA						8	—	C	
	SMITH WAYMOUTH										
6A/2804	TC.17	UNIT, tank						2	—	A	
6A/2805	TC.18	UNIT, tank						2	—	A	
	E.A1.57.1131	VALVE, BLOW-OFF, GROUP						1	—	—	
		Consisting of:—									
1722	E.A1.57.1171	BODY, valve						1	—	C	
1648	E.A1.57.1073	VALVE, AIR RELIEF, GROUP						3	—	A	
		Consisting of:—									
	E.A1.57.1071	BODY, relief valve						1	—	—	
1649	E.A1.57.1143	BOLT, special, relief valve spring mounting						1	DTD.683	C	
28M/10281	AGS.2001/C/3	NUT, stiff, 2 BA						2	—	C	
1650	E.A1.57.1039	SPRING, relief valve operating						1	DTD.215	C	
1658	E.A1.57.1027	WASHER, special spring retaining						1	L.72	C	
1659	E.A1.57.1022	WASHER, special, rubber seal seating						1	L.72	C	
1651	E.A1.57.1031	WASHER, sealing, special						1	Shore 40/45	C	
1660	E.A1.57.1033	WASHER, special, rubber sealing						1	L.72	C	
28W/9419475	SP.15/C	WASHER						2	—	C	
1723	E.A1.57.1173	WASHER, petrolite						3	—	C	
30A/2296	†	WIRE, locking						QR	—	C	
4435	E.A3.11.129	WASHER, fuel contents gauge terminal box						1	L.72	C	
	E.A2.57.285	WIRES, SUPPORT, NO. 5 FUEL TANK, ASSEMBLY						—	—	—	
		Spares for:—									
3507	E.A1.57.377	GROMMET, tank support, nylon cord						24	Shore 55	C	
2746	E.A1.57.371	PLATE, spreader						124	L.72	C	
	TERRY No. 169½"	RING, split						22	—	C	
3508	E.A1.57.1175	SUPPORT, end, nylon cord						4	—	C	
3509	E.A1.57.1177	SUPPORT, end, intermediate, nylon cord						20	—	C	

⁷⁹⁵
Pages ~~797~~ to 804 not issued
₇₉₉



SERVICES
FUEL SYSTEM IN CENTRE FUSELAGE

Ref. No	Part No.	Description	No. off						Matl. Spec.	Cl. of Equip. M.R. L.M.	Plate No
			1	2	3	4	5	6			
SUMMARY OF STOCK ITEMS USED ON FUEL SYSTEM IN CENTRE FUSELAGE ASSEMBLY											
28F/1014970	AGS.1104/A	Adaptor, cone, 3/8" dia. pipe		C	
28F/8011885	AGS.1142/B	Adaptor, nipple		C	
28F/11200	AGS.1103/J	Body, union, 1 1/4" o/d pipe		C	
28D/1008147	A25/1A	Bolt, 4 BA		C	
28D/1010658	A25/1B	Bolt, 4 BA		C	
28D/1008149	A25/2B	Bolt, 4 BA		C	
28D/9419452	A25/3B	Bolt, 4 BA		C	
28D/9436920	A25/1C	Bolt, 2 BA		C	
28D/9133011	A25/2C	Bolt, 2 BA		C	
28D/9133012	A25/3C	Bolt, 2 BA		C	
28D/1200119	A25/4C	Bolt, 2 BA		C	
28D/7002428	A25/6C	Bolt, 2 BA		C	
28D/9140645	A25/10C	Bolt, 2 BA		C	
28D/12953	A28/1B	Bolt, 4 BA		C	
28D/12837	A28/1C	Bolt, 2 BA		C	
28D/13208	A28/6C	Bolt, 2 BA		C	
28D/13287	A28/8C	Bolt, 2 BA		C	
28D/13209	A28/9C	Bolt, 2 BA		C	
28D/13609	A28/13C	Bolt, 2 BA		C	
28D/1007979	AS.1246/1B	Bolt, 4 BA		C	
28F/9423227	AGS.1135/B	Bolt, banjo		C	
20F/8011890	AGS.952/A	Collar, 3/8" dia. pipe		C	
28F/9439531	AGS.952/B	Collar, 1/2" dia. pipe		C	
28F/8280	AGS.1142/H	Nipple		C	
28F/8216	AGS.1142/J	Nipple		C	
28M/9403518	A27/AP	Nut, 6 BA		C	
28M/9403519	A27/BP	Nut, 4 BA		C	
28M/9403520	A27/CP	Nut, 2 BA		C	
28M/12928	A27/EP	Nut, 1/2" BSF		C	
28M/13324	A29/CP	Nut, 2 BA		C	
28M/10287	AGS.2001/B/1	Nut, stiff, 4 BA		C	
28M/10288	AGS.2001/C/1	Nut, stiff, 2 BA		C	
28M/10280	AGS.2001/B/3	Nut, stiff, 4 BA		C	
28M/10281	AGS.2001/C/3	Nut, stiff, 2 BA		C	
28M/10327	AGS.2002/B/1	Nut, stiff, 4 BA		C	
28M/10309	AGS.2002/B/4	Nut, stiff, 4 BA		C	
28P/1011084	SP9/H14	Pin, sp'ic, 3/8" dia x 1 1/4" long		C	
28R/10162	AGS.566/3	Plug, 3/4" o/d pipe		C	
28S/1200034	A31/B16	Screw, 2 BA		C	
28S/9993003	A43/B8	Screw, 4 BA		C	
28F/9128936	AGS.904/A	Sleeve, outer		C	
28F/8011819	AGS.904/B	Sleeve, outer		C	
28W/9419454	SP.10/C	Washer		C	
28W/9419465	SP.13/B	Washer		C	
28W/9419402	SP.13/C	Washer		C	
28W/9419474	SP.15/B	Washer		C	
28W/9419475	SP.15/C	Washer		C	
28W/9419405	SP.15/E	Washer		C	
28W/9419404	SP.16/C	Washer		C	
28W/9416641	SP.47/A	Washer		C	
28W/9416643	SP.47/C	Washer		C	

SERVICES
FUEL SYSTEM IN CENTRE FUSELAGE

Ref. No.	Part No.	Description	No. off	Matl. Spec.	Cl. of Equip.		Plate No	
					M.R.	L.M.		
		1 2 3 4 5 6						
28W/9149464	AGS.164/A	Washer	C
28W/9130226	AGS.164/F	Washer	C
28W/702	AGS.194/2	Washer	C
28W/6315	AGS.585/B	Washer	C
28W/6316	AGS.585/C	Washer	C
28W/6317	AGS.585/D	Washer	C
28W/9475793	AGS.1582/C	Washer	C

SERVICES
FUEL SYSTEM (NITROGEN) IN FRONT FUSELAGE

Ref. No.	Part No.	Description					No. off	Matl. Spec.	Cl. of St.	Plate and Illust'n No.
		1	2	3	4	5				
	E.A2.57.27	FUEL SYSTEM (NITROGEN) IN FRONT FUSELAGE, ASSEMBLY					—	—	—	
		Spares for :—								
3181	E.A2.57.271	Clip , pipe, special, double					8	DTD.610	C	
3182	E.A2.57.273	Clip , pipe, special, single					14	DTD.610	C	
3183	E.A2.57.275	Clip , pipe, special, double					1	DTD.610	C	
1128	EEAS.69/2	Gasket , bulkhead, union connection					2	—	C	
3186	E.A2.57.459	Pipe , assembly, from coupling at pressure bulkhead to coupling at frame 12					1	DTD.323	C	
3184	E.A2.57.461	Pipe , assembly, from coupling at pressure bulkhead to coupling at frame 12					1	DTD.323	C	
3185	E.A2.57.465	Pipe , assembly, from coupling between frames 4 and 5 to master control valve					1	DTD.323	C	
1245	E.A1.57.737	Pipe , assembly, from four way piece to test point					1	DTD.323	C	
1247	E.A1.57.741	Pipe , assembly, from four way piece to coupling between frames 2 and 3					1	DTD.323	C	
1249	E.A1.57.745	Pipe , assembly, from filter coupling at frame 5 to pressure bulkhead coupling					1	DTD.323	C	
1250	E.A1.57.747	Pipe , assembly, from coupling at pressure bulkhead to coupling at frame 5					1	DTD.323	C	
1253	E.A1.57.753	Pipe , assembly, from coupling between frames 2 and 3 to filter coupling at frame 5					1	DTD.323	C	
1872	E.A1.57.1181	Pipe , assembly, from master control valve to four way piece					1	DTD.323	C	
1871	E.A1.57.1187	Pipe , assembly, from four way coupling to nitrogen gauge					1	DTD.323	C	

SERVICES
HYDRAULIC EQUIPMENT IN FRONT FUSELAGE

Ref. No	Part No.	Description	No. off	Matl Spec.	Cl. of Equip. M.R. L.M.	Plate No.
	E.A2.73.185	HYDRAULIC EQUIPMENT IN FRONT FUSELAGE, ASSEMBLY	—	—	—	
	—	Consisting of:— HYDRAULIC EQUIPMENT CIRCUIT, ASSEMBLY (E.A2.73.181)	—	—	—	
		Spares for:—				
27M/461	LOCKHEED AIR.40016	ACCUMULATOR , hydraulic	1	—	A	
27Q/1834	DOWTY O8214Y.CO1	JACK , nosewheel (Mod. 2380)	1	—	A	
27Q/1836	DOWTY O8246Y.CO1	JACK , nosewheel door (Mod. 2379)	1	—	A	
27Q/1459	DOWTY C.8244Y	JACK , camera doors	3	—	A	
27Q/70129	DOWTY 1.00524.001	JACK , camera door	1	—	A	
27VA/3792	DUNLOP 4/W3/101/8/9/15	PIPE , flexible nosewheel "up" line	1	—	C	
27VA/5206	DUNLOP 4/W3/101/8/9/24	PIPE , flexible nosewheel "down" line (Mod. 1740)	1	—	C	
27VA/3647	DUNLOP 4/W3/101/8/9/10	PIPE , flexible, nosewheel door "open"	1	—	C	
27VA/3615	DUNLOP 4/W3/101/8/8/11-2	PIPE , flexible, nosewheel door "closed"	1	—	C	
27Z/1	TURNER 77C/275	PUMP , hand, duplex	1	—	A	
27Y/108	ELECTRO HYDCS.7391	RELAY, HYDRAULIC PRESSURE GAUGE	1	—	A	
		Consisting of:—				
27Y/3623	9913	ADAPTOR , outlet to gauge	1	—	C	
27Y/3624	9938	ADAPTOR , hydraulic supply, inlet	1	—	C	
	73082	BODY	1	DTD.1308	—	
27Y/3625	30M/36X4	CIRCLIP , nut to body	1	—	C	
	73081	CYLINDER	1	—	—	
27Y/3627	73039	NUT , cylinder to body	1	S.1	—	
	73083	PISTON	1	L.64	—	
27Y/3629	40044	PLUG , bleed	1	—	C	
27Y/3630	7379	RESTRICTOR	1	—	C	
27Y/3632	739112	RING , piston	1	—	C	
27Y/3633	739113	RING , piston	1	—	C	
27Y/4431	739114	RING , sealing, cylinder to body	1	—	C	
27Y/3634	2M/14x10	WASHER , at adaptor and restrictor	3	—	C	
30A/3055	†	WIRE , locking	QR	—	C	
27Q/628	DOWTY C.2254/Y	UNIT , oil filter	1	—	A	
27G/2586	DUNLOP AC.12726 or	VALVE , brake control (For spares breakdown see A.P.4515C, Vol. 3, Pt. I, Chap. 37) (Pre-Mod. 3962)	1	—	A	
27G/2593	DUNLOP AC.12738	VALVE , brake control	1	—	A	
27G/3460	DUNLOP AC.61762	VALVE , brake control (Mod. 3962)	1	—	A	

SERVICES
HYDRAULIC EQUIPMENT IN FRONT FUSELAGE

Ref. No.	Part No	Description	No. of	Matl. Spec.	Cl. of Equip.	Plate No
					M.R. L.M	
		1 2 3 4 5 6				
27Q/1030	DOWTY C.1183Y Mk. E	VALVE, rotary control, nosewheel (Pre-Mod. 3937)	1	—	A	
27Q/70288	DOWTY O.1183Y.BO 6	VALVE, rotary control, nosewheel (Mod. 3937) ...	1	—	A	
27Q/772	DOWTY D.401Y/G	VALVE, sequence, nosewheel	1	—	A	
27Q/773	DOWTY D.401Y/H	VALVE, sequence, nosewheel door	1	—	A	
27Q/1216	DOWTY C.4603Y/Mk. E	VALVE, thermal relief (Mod. 1266)	2	—	A	
27Q/771	DOWTY D.2568/Y	VALVE, pressure relief reservoir (For spares see A.P.4515B, Vol. 3)	1	—	A	
27W/7	LOCKHEED UMC.703	VALVE, non-return	1	—	A	
27W/8	LOCKHEED UMC.704	VALVE, non-return, 1/2" BSP	2	—	A	
27BM/25	MESSIER 8557	VALVE, non-return, pressurisation	1	—	A	
28Y/15486	H. P. COMPONENTS LTD. A58	VALVE, inflation	2	—	B	
	E.A.2.73.39	PIPES, HYDRAULIC, FROM RESERVOIR TO FRAME 12 AND PRESSURE BULKHEAD, ASSEMBLY Spares for:—	—	—	—	
28F/10799	AGS.1129/C	BANJO body	1	—	C	
28F/9423229	AGS.1135/C	Attaching parts for AGS.1129/C:—				
28F/9429532	AGS.1186/C	Seal, bonded	1	—	C	
		Bolt, banjo	2	—	C	
9016	E.A.2.73.507	BOX, oil collection	1	—	B/MR	
5542	EEAS.143/6	CLIP, pipe, 1/2" o/d. (Pre-Mod. 1708)	9	L.72	C	
5258	EEAS.143/6H	CLIP, pipe, 1/2" o/d. bonding (Mod. 1708)	7	L.72	C	
4965	EEAS.143/5	CLIP, pipe, 3/8" o/d.	10	L.72	C	
20461	EEAS.143/8	CLIP, pipe, 1/2" o/d. (Pre-Mod. 1708)	3	L.72	C	
5348	EEAS.143/8H	CLIP, pipe, 1/2" o/d., bonding (Mod. 1708)	4	L.72	C	
17525	EEAS.143/10	CLIP, pipe, 1/2" o/d. (Pre-Mod. 1708)	2	L.72	C	
5543	EEAS.143/10H	CLIP, pipe, 1/2" o/d., bonding (Mod. 1708)	3	L.72	C	
	EEAS.143/13	CLIP, pipe, 1/2" o/d. (Pre-Mod. 1708)	1	L.72	—	
25552	EEAS.143/13H	CLIP, pipe, 1/2" o/d., bonding (Mod. 1708)	2	L.72	C	
28F/1011799	AGS.1120/13	CONE, tee (Alternative to E.A.3.73.727)	1	—	C	
5929	E.A.3.73.727	COUPLING, tee, special (Alternative to AGS.1120/13)	1	—	C	
40149	E.A.3.73.313	ELBOW, assembly (Mod. 3798)	1	—	C	
6151	E.A.1.73.225	FAIRLEAD, floor	1	—	C	
		Attaching parts for E.A.1.73.225:—				
28D/9133012	A25/3C	Bolt, 2 BA	4	—	C	
28M/9403520	A27/CP	Nut, 2 BA	4	—	C	
28W/1007983	AGS.162/C	Washer	4	—	C	
719	E.A.1.73.239	FILTER, CABIN BLOWER, NON-RETURN VALVE, GROUP Consisting of:—	1	—	B	
	E.A.1.73.241	BODY, filter	1	DTD.683	—	
28N/2001711	AGS.2030/6	CIRCLIP, internal	1	—	C	

SERVICES
HYDRAULIC EQUIPMENT IN FRONT FUSELAGE

Ref. No	Part No	Description	No. off	Matl. Spec.	Cl. of Equip.			Plate No
					M.R.	L.M.		
		1 2 3 4 5 6						
5036	E.A1.73.243	GAUZE , 200 mesh	1	Brass			C	
1128	EEAS.69/2	GASKET , sealing, special	1	Neo-K-Tex			C	
5K/3390	AS.3360/B3B	LEAD , bonding	5	—			C	
5K/3405	AS.3360/B3C	LEAD , bonding	3	—			C	
28F/8011897	AGS.1142/F	NIPPLE , adaptor	2	—			C	
2402	E.A2.73.123	PIPE , assembly, from hydraulic reservoir to running coupling at frame 12, engine driven pump suction line (Pre-Mod. 1725)	1	—			C	
13060	E.B7.73.145	PIPE , assembly, from hydraulic reservoir to running coupling at frame 12 engine driven pump suction line (Mod. 1725) (S.O.O.)	1	L.56			C	
2403	E.A2.73.125	PIPE , assembly, coupling at frame 12 to hydraulic reservoir hand pump suction line (Pre-Mod. 1725)	1	—			C	
38150	E.B7.73.147	PIPE , assembly, from coupling at frame 12 to hydraulic reservoir hand pump suction line (Mod. 1725) (S.O.O.)	1	L.54			C	
2405	E.A2.73.129	PIPE , assembly, overflow, from hydraulic reservoir to tee piece	1	L.56			C	
2406	E.A2.73.131	PIPE , assembly, from hydraulic reservoir to pressure relief valve in overflow pipe	1	L.72			C	
2407	E.A2.73.133	PIPE , assembly, from non-return valve in overflow line to tee piece	1	L.72			C	
2409	E.A2.73.137	PIPE , assembly, from hydraulic reservoir to cabin blower non-return valve (Pre-Mod. 3798)	1	L.72			C	
40743	E.A2.73.5043	PIPE , assembly, from hydraulic reservoir to cabin blower non-return valve (Mod. 3798)	1	DTD.323			C	
4593	E.A2.73.531	PIPE , assembly, from hydraulic reservoir return line tee to running coupling at frame 12	1	DTD.323			C	
4591	E.A2.73.545	PIPE , assembly, from hydraulic reservoir to return line tee forward of frame 12	1	L.56			C	
4594	E.A2.73.547	PIPE , assembly, from hydraulic reservoir return line tee to coupling on frame 12	1	L.56			C	
28F/12372	AGS.1114/A	SLEEVE , screwed, flanged, bulkhead Attaching parts for AGS.1114/A:—	1	—			C	
28D/1008149	A25/2B	Bolt, 4 BA	6	—			C	
28M/9403519	A27/BP	Nut, 4 BA	6	—			C	
28W/3097	AGS.162/B	Washer	6	—			C	
28F/9128928	AGS.1115/2	Washer, plate	1	—			C	
981	EEAS.20/2DR	TAB , locking	2	L.72			C	
28F/1202394	AGS.1138/A	WASHER , jointing	2	—			C	
5259	EEAS.21/2ERH	WASHER , special	34	L.72			C	

SERVICES
HYDRAULIC EQUIPMENT IN FRONT FUSELAGE

Ref. No	Part No.	Description	No. off	Matl. Spec.	Cl. of Equip.		Plate No
					M.R.	L.M.	
		1 2 3 4 5 6					
	E.A2.73.41	PIPES, HYDRAULIC IN NOSEWHEEL BAY, ASSEMBLY	—	—	—		
		Spares for:—					
		CLIP, pipe, 7/8" o/d. (Pre-Mod. 2708)	4	L.16	C		
2164	EEAS.112/5	CLIP, pipe, 1/2" o/d. (Pre-Mod. 2708)	11	L.16	C		
2165	EEAS.112/6	CLIP, pipe, 1/2" o/d., bonding	16	L.72	C		
5258	EEAS.143/6H	CLIP, pipe, special (Mod. 1266)	2	—	C		
829	E.A1.73.181	CLIP, pipe, special flexible, 1/2" BSP	3	—	C		
737	E.A1.73.179	CLIP, pipe, special	1	L.72	C		
738	E.A1.73.213	CLIP, pipe, special flexible, 1/2" BSP	1	—	C		
739	E.A1.73.245	PIPE, assembly, from wheel well running coupling to sequence valve and nosewheel undercarriage jack tee piece "down" line	1	DTD.323	C		
4595	E.A2.73.1121	PIPE, assembly, from wheel well running coupling to sequence valve and nosewheel undercarriage jack tee piece "up" line	1	DTD.323	C		
4599	E.A2.73.1129	PIPE, assembly, from nosewheel "up" supply line tee to sequence valve	1	DTD.323	C		
4598	E.A2.73.1127	PIPE, assembly, from sequence valve to thermal relief valve and nosewheel undercarriage jack tee "up" line	1	DTD.323	C		
4597	E.A2.73.1125	PIPE, assembly, from thermal relief valve and sequence valve tee to nosewheel undercarriage jack "up" line	1	DTD.323	C		
4596	E.A2.73.1123	PIPE, assembly, from supply tee to bulkhead coupling on wheel well wall	1	DTD.323	C		
5836	E.A2.73.1167	PIPE, assembly, from sequence valve and thermal relief valve tee to nosewheel door jack, flexible connection "open" line	1	DTD.323	C		
5834	E.A2.73.1151	PIPE, assembly, from nosewheel undercarriage jack supply tee to sequence valve "down" line	1	DTD.323	C		
12054	E.A2.73.1205	PIPE, assembly, from sequence valve to nosewheel door and thermal relief valve tee "down" line	1	DTD.323	C		
12055	E.A2.73.1207	PIPE, assembly, from sequence valve and nosewheel jack supply tee to thermal relief valve "up" line	1	DTD.323	C		
4603	E.A2.73.525	PIPE, assembly, from sequence valve and nosewheel door tee to thermal relief valve "open" line	1	DTD.323	C		
4601	E.A2.73.523	PIPE, assembly, from supply line and sequence valve tee piece to nosewheel undercarriage door jack flexible coupling "closed" line	1	DTD.323	C		
5835	E.A2.73.1153	PIPE, assembly, from bulkhead coupling on wheel well wall to nosewheel undercarriage door jack flexible connection "down" line	1	DTD.323	C		
15122	E.A2.73.41R	PIPE, assembly, from return line tee under N.B.C. floor to nosewheel door thermal relief valve	1	DTD.323	C		
4604	E.A2.73.521						

SERVICES
HYDRAULIC EQUIPMENT IN FRONT FUSELAGE

Ref. No.	Part No.	Description	No. off	Matl. Spec.	Cl. of Equip.	Plate No.
					M.R. L.M.	
		1 2 3 4 5 6				
4605	E.A.2.73.527	PIPE, assembly, from return line tee under N.B.C. floor to nosewheel jack thermal relief valve	1	DTD.323	C	
4600	E.A.2.73.1117	PIPE, assembly, from running coupling at frame 12 to undercarriage and undercarriage door jack thermal relief valves tee piece under N.B.C. floor	1	L.56	C	
981	EEAS.20/2DR	TAB, locking	8	L.72	C	
12030	EEAS.21/2ER	WASHER, special	26	L.72	C	
	E.A.2.73.189	PIPES, HYDRAULIC, FRAME 3 TO PRESSURE BULKHEAD, ASSEMBLY Spares for:—	—	—	—	
	E.A.2.73.479	CABLE, GUARD, ASSEMBLY Spares for:—	—	—	—	
15130	E.A.2.73.475	GUARD, cable, assembly, forward of frame 5...	1	—	C	
15131	E.A.2.73.477	GUARD, pipe, assembly, forward of frame 5...	1	—	C	
5260	EEAS.143/5H	CLIP, pipe, single, 1/8" o/d., bonding	2	—	C	
5852	EEAS.143/16	CLIP, pipe, single, 1/8" o/d.	9	L.72	C	
12610	EEAS.143/16H	CLIP, pipe, single, 1/8" o/d., bonding	2	L.72	C	
1611	E.A.3.73.157	FAIRLEAD	8	—	C	
	E.A.2.73.193	FAIRLEAD	1	LFS.21	—	
5853	EEAS.69/1	GASKET, bulkhead coupling, pressure line to hydraulic gauge	1	Neo-K-Tex	C	
1128	EEAS.69/2	GASKET, bulkhead, coupling pressure line	4	Neo-K-Tex	C	
1620	EEAS.69/4	GASKET, bulkhead, coupling suction line	2	Neo-K-Tex	C	
2425	E.A.2.73.157	PIPE, assembly, from running coupling aft of frame 6 to coupling through pressure bulkhead, hand pump suction line	1	L.72	C	
2426	E.A.2.73.159	PIPE, assembly, from running coupling aft of frame 6 to coupling through pressure bulkhead, brake return line	1	L.72	C	
2427	E.A.2.73.161	PIPE, assembly, from running coupling aft of frame 6 to running coupling aft of frame 3, hand pump suction line	1	L.72	C	
2428	E.A.2.73.163	PIPE, assembly, from running coupling aft of frame 6 to running coupling aft of frame 3, brake return line	1	L.72	C	
2429	E.A.2.73.165	PIPE, assembly, from coupling aft of frame 5 to coupling through pressure bulkhead, hand pump pressure line	1	DTD.323	C	
2430	E.A.2.73.167	PIPE, assembly, from coupling aft of frame 5 to coupling through pressure bulkhead, star-board brake line	1	DTD.323	C	
2431	E.A.2.73.169	PIPE, assembly, from coupling aft of frame 5 to coupling through pressure bulkhead, port brake line	1	DTD.323	C	
2432	E.A.2.73.171	PIPE, assembly, from coupling aft of frame 6 to coupling through pressure bulkhead, brake pressure line	1	DTD.323	C	
2433	E.A.2.73.173	PIPE, assembly, from coupling aft of frame 5 to coupling aft of frame 3, hand pump pressure line	1	DTD.323	C	

SERVICES HYDRAULIC EQUIPMENT IN FRONT FUSELAGE

Ref. No.	Part No.	Description	No. off	Matl. Spec.	Cl. of Equip.		Plate No.
					M.R.	L.M.	
		1 2 3 4 5 6					
2434	E.A2.73.175	PIPE, assembly, from coupling aft of frame 5 to coupling aft of frame 3, starboard brake line	1	DTD.323		C	
2435	E.A2.73.177	PIPE, assembly, from coupling aft of frame 6 to coupling aft of frame 3, brake pressure line	1	DTD.323		C	
2436	E.A2.73.179	PIPE, assembly, from coupling aft of frame 5 to coupling aft of frame 3, port brake line	1	DTD.323		C	
15133	E.A2.73.1201	PIPE, assembly, from coupling forward of frame 4 to coupling aft of frame 5, pressure line to hydraulic gauge	1	DTD.323		C	
15134	E.A2.73.1203	PIPE, assembly, from coupling aft of frame 5 pressure bulkhead line to hydraulic gauge	1	DTD.323		C	
980	EEAS.20/1DR	TAB, locking	4	L.72		C	
981	EEAS.20/2DR	TAB, locking	8	L.72		C	
5259	EEAS.21/2ERH	WASHER, special	4	L.72		C	
	E.A2.73.409	PIPE, ASSEMBLY, BETWEEN FRAME 12 AND PRESSURE BULKHEAD, ASSEMBLY	—	—		—	
		<i>Ref No: 15202, 15203, 15204, 15205, 15206, 15207, 15208, 15209, 15210, 15211, 15212, 15213, 15214, 15215, 15216, 15217, 15218, 15219, 15220, 15221, 15222, 15223, 15224, 15225, 15226, 15227, 15228, 15229, 15230, 15231, 15232, 15233, 15234, 15235, 15236, 15237, 15238, 15239, 15240, 15241, 15242, 15243, 15244, 15245, 15246, 15247, 15248, 15249, 15250, 15251, 15252, 15253, 15254, 15255, 15256, 15257, 15258, 15259, 15260, 15261, 15262, 15263, 15264, 15265, 15266, 15267, 15268, 15269, 15270, 15271, 15272, 15273, 15274, 15275, 15276, 15277, 15278, 15279, 15280, 15281, 15282, 15283, 15284, 15285, 15286, 15287, 15288, 15289, 15290, 15291, 15292, 15293, 15294, 15295, 15296, 15297, 15298, 15299, 15300, 15301, 15302, 15303, 15304, 15305, 15306, 15307, 15308, 15309, 15310, 15311, 15312, 15313, 15314, 15315, 15316, 15317, 15318, 15319, 15320, 15321, 15322, 15323, 15324, 15325, 15326, 15327, 15328, 15329, 15330, 15331, 15332, 15333, 15334, 15335, 15336, 15337, 15338, 15339, 15340, 15341, 15342, 15343, 15344, 15345, 15346, 15347, 15348, 15349, 15350, 15351, 15352, 15353, 15354, 15355, 15356, 15357, 15358, 15359, 15360, 15361, 15362, 15363, 15364, 15365, 15366, 15367, 15368, 15369, 15370, 15371, 15372, 15373, 15374, 15375, 15376, 15377, 15378, 15379, 15380, 15381, 15382, 15383, 15384, 15385, 15386, 15387, 15388, 15389, 15390, 15391, 15392, 15393, 15394, 15395, 15396, 15397, 15398, 15399, 15400, 15401, 15402, 15403, 15404, 15405, 15406, 15407, 15408, 15409, 15410, 15411, 15412, 15413, 15414, 15415, 15416, 15417, 15418, 15419, 15420, 15421, 15422, 15423, 15424, 15425, 15426, 15427, 15428, 15429, 15430, 15431, 15432, 15433, 15434, 15435, 15436, 15437, 15438, 15439, 15440, 15441, 15442, 15443, 15444, 15445, 15446, 15447, 15448, 15449, 15450, 15451, 15452, 15453, 15454, 15455, 15456, 15457, 15458, 15459, 15460, 15461, 15462, 15463, 15464, 15465, 15466, 15467, 15468, 15469, 15470, 15471, 15472, 15473, 15474, 15475, 15476, 15477, 15478, 15479, 15480, 15481, 15482, 15483, 15484, 15485, 15486, 15487, 15488, 15489, 15490, 15491, 15492, 15493, 15494, 15495, 15496, 15497, 15498, 15499, 15500, 15501, 15502, 15503, 15504, 15505, 15506, 15507, 15508, 15509, 15510, 15511, 15512, 15513, 15514, 15515, 15516, 15517, 15518, 15519, 15520, 15521, 15522, 15523, 15524, 15525, 15526, 15527, 15528, 15529, 15530, 15531, 15532, 15533, 15534, 15535, 15536, 15537, 15538, 15539, 15540, 15541, 15542, 15543, 15544, 15545, 15546, 15547, 15548, 15549, 15550, 15551, 15552, 15553, 15554, 15555, 15556, 15557, 15558, 15559, 15560, 15561, 15562, 15563, 15564, 15565, 15566, 15567, 15568, 15569, 15570, 15571, 15572, 15573, 15574, 15575, 15576, 15577, 15578, 15579, 15580, 15581, 15582, 15583, 15584, 15585, 15586, 15587, 15588, 15589, 15590, 15591, 15592, 15593, 15594, 15595, 15596, 15597, 15598, 15599, 15600, 15601, 15602, 15603, 15604, 15605, 15606, 15607, 15608, 15609, 15610, 15611, 15612, 15613, 15614, 15615, 15616, 15617, 15618, 15619, 15620, 15621, 15622, 15623, 15624, 15625, 15626, 15627, 15628, 15629, 15630, 15631, 15632, 15633, 15634, 15635, 15636, 15637, 15638, 15639, 15640, 15641, 15642, 15643, 15644, 15645, 15646, 15647, 15648, 15649, 15650, 15651, 15652, 15653, 15654, 15655, 15656, 15657, 15658, 15659, 15660, 15661, 15662, 15663, 15664, 15665, 15666, 15667, 15668, 15669, 15670, 15671, 15672, 15673, 15674, 15675, 15676, 15677, 15678, 15679, 15680, 15681, 15682, 15683, 15684, 15685, 15686, 15687, 15688, 15689, 15690, 15691, 15692, 15693, 15694, 15695, 15696, 15697, 15698, 15699, 15700, 15701, 15702, 15703, 15704, 15705, 15706, 15707, 15708, 15709, 15710, 15711, 15712, 15713, 15714, 15715, 15716, 15717, 15718, 15719, 15720, 15721, 15722, 15723, 15724, 15725, 15726, 15727, 15728, 15729, 15730, 15731, 15732, 15733, 15734, 15735, 15736, 15737, 15738, 15739, 15740, 15741, 15742, 15743, 15744, 15745, 15746, 15747, 15748, 15749, 15750, 15751, 15752, 15753, 15754, 15755, 15756, 15757, 15758, 15759, 15760, 15761, 15762, 15763, 15764, 15765, 15766, 15767, 15768, 15769, 15770, 15771, 15772, 15773, 15774, 15775, 15776, 15777, 15778, 15779, 15780, 15781, 15782, 15783, 15784, 15785, 15786, 15787, 15788, 15789, 15790, 15791, 15792, 15793, 15794, 15795, 15796, 15797, 15798, 15799, 15800, 15801, 15802, 15803, 15804, 15805, 15806, 15807, 15808, 15809, 15810, 15811, 15812, 15813, 15814, 15815, 15816, 15817, 15818, 15819, 15820, 15821, 15822, 15823, 15824, 15825, 15826, 15827, 15828, 15829, 15830, 15831, 15832, 15833, 15834, 15835, 15836, 15837, 15838, 15839, 15840, 15841, 15842, 15843, 15844, 15845, 15846, 15847, 15848, 15849, 15850, 15851, 15852, 15853, 15854, 15855, 15856, 15857, 15858, 15859, 15860, 15861, 15862, 15863, 15864, 15865, 15866, 15867, 15868, 15869, 15870, 15871, 15872, 15873, 15874, 15875, 15876, 15877, 15878, 15879, 15880, 15881, 15882, 15883, 15884, 15885, 15886, 15887, 15888, 15889, 15890, 15891, 15892, 15893, 15894, 15895, 15896, 15897, 15898, 15899, 15900, 15901, 15902, 15903, 15904, 15905, 15906, 15907, 15908, 15909, 15910, 15911, 15912, 15913, 15914, 15915, 15916, 15917, 15918, 15919, 15920, 15921, 15922, 15923, 15924, 15925, 15926, 15927, 15928, 15929, 15930, 15931, 15932, 15933, 15934, 15935, 15936, 15937, 15938, 15939, 15940, 15941, 15942, 15943, 15944, 15945, 15946, 15947, 15948, 15949, 15950, 15951, 15952, 15953, 15954, 15955, 15956, 15957, 15958, 15959, 15960, 15961, 15962, 15963, 15964, 15965, 15966, 15967, 15968, 15969, 15970, 15971, 15972, 15973, 15974, 15975, 15976, 15977, 15978, 15979, 15980, 15981, 15982, 15983, 15984, 15985, 15986, 15987, 15988, 15989, 15990, 15991, 15992, 15993, 15994, 15995, 15996, 15997, 15998, 15999, 16000</i>					
12930	E.A3.73.829	CLAMP, pipe	3	—		C	
	E.A2.73.429	CLAMP, pipe	1	LFS.21		—	
5260	EEAS.143/5H	CLIP, pipe, 7/8" o/d.	1	L.72		C	
5258	EEAS.143/6H	CLIP, pipe, 1/2" o/d.	5	L.72		C	
5852	EEAS.143/16	CLIP, pipe, 7/8" o/d.	1	L.72		C	
12610	EEAS.143/16H	CLIP, pipe, 7/8" o/d., bonding	1	L.72		C	
2440	E.A2.73.145	PIPE, assembly, from hand pump pressure line connection on pressure bulkhead to non-return valve	1	DTD.323		C	
2441	E.A2.73.147	PIPE, assembly, from hand pump suction line connection at frame 12 to pressure bulkhead connection	2	DTD.323		C	
2442	E.A2.73.149	PIPE, assembly, from port brake line connection at frame 12 to pressure bulkhead connection	1	DTD.323		C	
2444	E.A2.73.151	PIPE, assembly, from brake unit supply line connection at frame 12, to pressure bulkhead connection	1	DTD.323		C	
2443	E.A2.73.153	PIPE, assembly, from starboard brake line connection at frame 12 to pressure bulkhead connection	1	DTD.323		C	
2445	E.A2.73.155	PIPE, assembly, from brake return line connection at frame 12 to pressure bulkhead connection	1	DTD.323		C	
2943	E.A2.73.413	PIPE, assembly, from coupling at frame 12 to rotary control valve nosewheel ground selector "down" line	1	DTD.323		C	
2944	E.A2.73.415	PIPE, assembly, from wheel well wall to rotary control valve connection "down" line	1	DTD.323		C	
2945	E.A2.73.417	PIPE, assembly, from wheel well wall to rotary control valve connection "up" line	1	DTD.323		C	

SERVICES
HYDRAULIC EQUIPMENT IN FRONT FUSELAGE

Ref. No.	Part No.	Description	No. off	Matl. Spec.	Cl. of Equip.	Plate No.
					M.R. L.M.	
		1 2 3 4 5 6				
2946	E.A2.73.419	PIPE, assembly, from rotary control valve to running coupling hand pump pressure line	1	DTD.323	C	
2947	E.A2.73.421	PIPE, assembly, from rotary control valve tee piece to non-return valve hand pump pressure line	1	DTD.323	C	
2948	E.A2.73.423	PIPE, assembly, from connection at frame 12 to rotary valve tee piece hand pump pressure line	1	DTD.323	C	
2949	E.A2.73.425	PIPE, assembly, from coupling at frame 12 to rotary valve nosewheel ground selector "up" line	1	DTD.323	C	
2950	E.A2.73.427	PIPE, assembly, from rotary control valve tee piece to running coupling hand pump pressure line	1	DTD.323	C	
5856	E.A2.73.1149	PIPE, assembly, from coupling at frame 12 to pressure bulkhead coupling, pressure line to hydraulic gauge	1	DTD.323	C	
	E.A2.73.411	SELECTOR NOSEWHEEL, GROUND, ASSEMBLY Spares for:—	—	—	—	
15127	E.A2.73.431	BRACKET, nosewheel selector mounting ...	1	L.72	C	
	E.A2.73.433	LEVER, NOSEWHEEL GROUND SELECTOR ASSEMBLY Spares for:—	1	—	—	
	E.A2.73.435	ATTACHMENT, lever	1	L.72	—	
3506	E.A1.73.391	LEVER, ASSEMBLY	1	—	C	
858	E.A1.73.233	SPRING	1	Spring Steel	C	
5259	EEAS.21/2ERH	WASHER, special	8	L.72	C	
	E.A3.73.207	PIPES, HYDRAULIC BRAKE FRAME 1 TO FRAME 3, ASSEMBLY Spares for:—	—	—	—	
2446	E.A3.73.221	BRACKET, relay valve mounting	1	T.45	C	
28D/9140647	A25/14C	Attaching parts for E.A3.73.221:— Bolt, 2 BA	2	—	C	
1611	E.A3.73.157	CLAMP, pipe, special, at frame 2	1	—	C	
1727	E.A3.73.577	CLAMP, pipe, special, between frames 1 and 2 ... Attaching parts for E.A3.73.157 and E.A3.73.577:—	1	—	C	
28D/1011011	A25/8B	Bolt, 4 BA	2	—	C	
28M/9403519	A27/BP	Nut, 4 BA	2	—	C	
28W/3097	AGS.162/B	Washer, 4 BA	2	—	C	
1880	EEAS.91/1	CLIP, pipe, special, double	1	L.16	C	
5260	EEAS.143/5H	CLIP, pipe, single, $\frac{1}{8}$ " o/d., bonding	19	L.72	C	
5348	EEAS.143/8H	CLIP, pipe, single, $\frac{1}{8}$ " o/d., bonding	3	L.72	C	
5258	EEAS.143/6H	CLIP, pipe, bonding	1	L.72	C	
28F/10782	AGS.1118/A	CONE, tee	2	—	C	
28F/11902	AGS.1120/8	CONE, tee	1	—	C	
28F/9129085	AGS.1102/A	CONE, union body	1	—	C	

SERVICES
HYDRAULIC EQUIPMENT IN FRONT FUSELAGE

Ref. No.	Part No.	Description						No. off	Matl. Spec.	Cl. of Equip.	Plate No.
		1	2	3	4	5	6			M.R. L.M.	
28F/1013401	AGS.1107/A							2	—	C	
28F/9710	AGS.1107/E							1	—	C	
5K/3390	AS.3360/B3B							7	—	C	
28F/1013599	AGS.1142/A							2	—	C	
1612	E.A3.73.257							1	DTD.323	C	
40282	E.A2.73.1271							1	DTD.323	C	
40665	E.A2.73.5037							1	DTD.323	C	
	E.A2.73.1277							1	DTD.323	LM	
1613	E.A3.73.259							1	DTD.323	C	
1614	E.A3.73.261							1	DTD.323	C	
1615	E.A3.73.263							1	DTD.323	C	
1616	E.A3.73.265							1	L.56	C	
1617	E.A3.73.267							1	DTD.323	C	
1618	E.A3.73.269							1	DTD.323	C	
1619	E.A3.73.271							1	DTD.323	C	
5838	E.A3.73.825							1	DTD.323	C	
5839	E.A3.73.827							1	DTD.323	C	
40666	E.A2.73.5039							1	DTD.323	C	
5837	E.A3.73.829							1	DTD.323	C	
5858	E.A2.73.1137							1	DTD.323	C	
40212	E.B7.73.383							1	DTD.323	C	
40213	E.B7.73.385							1	DTD.323	C	
28F/9428453	AGS.1186/B							2	—	C	

SERVICES
HYDRAULIC EQUIPMENT IN FRONT FUSELAGE

Ref. No.	Part No.	Description	No. off	Macl. Spec.	Cl. of Equip.		Place No.
					M.R.	L.M.	
		1 2 3 4 5 6					
28F/9128943	AGS.1114/B	SLEEVE , screwed, flanged, bulkhead Attaching parts for AGS. 1114/B:—	2	—	C		
28D/1008149	A25/2B	Bolt , 4 BA	6	—	C		
28M/10287	AGS.2001/B/1	Nut , 4 BA	6	—	C		
28W/9419465	SP.13/B	Washer	6	—	C		
28F/11492	AGS.1115/3	Washer	1	—	C		
981	EEAS.20/2DR	TAB , locking, 20 SWG	5	DTD.390	C		
28F/8014021	AGS.1138/B	WASHER , jointing	1	—	C		
5259	EEAS.21/2ERH	WASHER , special	25	L.72	C		
	E.A3.73.211	PIPES, HYDRAULIC, FROM HAND PUMP TO FRAME 4, ASSEMBLY Spares for:—	—	—	—		
5258	EEAS.143/6H	CLIP , pipe, single, 1/4" o/d.	1	L.72	C		
5348	EEAS.143/8H	CLIP , pipe, single, 3/8" o/d.	1	L.72	C		
761	E.A1.73.289	FITTING , special, banjo body	1	—	C		
762	E.A3.73.299	PIPE , assembly, from hand pump to running coupling in suction line	1	L.56	C		
763	E.A3.73.301	PIPE , assembly, from hand pump to running coupling in pressure line	1	DTD.323	C		
20778	EEAS.20/2ER	WASHER , special	4	—	C		
	E.A3.73.37	RESERVOIR, ASSEMBLY Spares for:—	—	—	—		
2447	E.A1.73.49	COUPLING , pipe. (Pre-Mod. 3798)	1	—	C		
28F/9439163	AGS.1109/K	COUPLING , reducing (Mod. 3798)	1	—	C		
6850	E.A3.73.607	EXTENSION, FILLER, ASSEMBLY Spares for:—	1	—	C		
2125	E.A3.73.603	CIRCLIP	1	L.72	C		
2123	E.A3.73.609	STRIP , rubber	1	—	C		
5502	EEAS.21/2FR	WASHER , special	2	L.72	C		
764	E.A1.73.41	GASKET , hydraulic reservoir filler neck	1	Neo-K-Tex	C		
12905	E.B6.73.351	RESERVOIR, HYDRAULIC, GROUP (MOD. 1734) Spares for:—	1	—	A		
22234	E.B6.73.347	ADAPTOR , filler cap	1	S.95 or S.96	C		
1886	E.A1.73.381	FILTER , oil reservoir, 45 mesh, 34 SWG	1	—	C		
22235	E.B6.73.349	GASKET , filler neck	1	Neo-K-Tex	C		
22233	E.B6.73.345	SEATING , filler	1	L.34	C		
28U/4054	SP.8Y/4	ROD , tension reservoir mounting strap	2	—	C		
2124	E.A3.73.611	SEAL , rubber	1	Neoprene	C		
766	E.A1.73.39	STRAP , hydraulic reservoir mounting	4	L.72	C		
767	E.A1.70.21	TRUNNION , R.H. thread	2	MS	C		
768	E.A1.70.22	TRUNNION , L.H. thread	2	MS	C		

Ref. No.	Part No.	1	2	3	4	5	6	Description	No. off	Matl. Spec.	Cl. of Equip.	Plate No.
											M.R.	

AL.2.

821

Pages 819 to 828 not issued



SERVICES
HYDRAULIC EQUIPMENT IN FRONT FUSELAGE

Ref. No.	Part No.	Description	No. off						Matl. Spec.	Cl. of Equip. M.R. L.M.	Plate No
			1	2	3	4	5	6			
SUMMARY OF STOCK ITEMS USED ON HYDRAULIC EQUIPMENT IN FRONT FUSELAGE, ASSEMBLY											
28F/1011809	AGS.1104/B	Adaptor, cone, 1/4" BSP		C	
28F/9439106	AGS.1105/A	Adaptor, union, 7/8" o/d.		C	
28F/1013599	AGS.1142/A	Adaptor, nipple		C	
28F/8011897	AGS.1142/F	Adaptor, nipple, 5/8" BSP		C	
28F/9129085	AGS.1102/A	Body, cone, union, 7/8" BSP		C	
28F/9471001	AGS.1102/C	Body, cone, union, 1/2" BSP		C	
28F/11080	AGS.1106/B	Body, union, 1/2" BSP		C	
28F/11852	AGS.1111/A	Body union, 7/8" BSP		C	
28F/1013402	AGS.1111/B	Body, union bulkhead, 1/2" BSP		C	
28F/9714	AGS.1111/C	Body, union bulkhead, 3/8" BSP		C	
28F/9140973	AGS.1129/C	Body, banjo, single end cone, 1/2" BSP		C	
28F/11170	AGS.1129/D	Body, banjo, single end cone, 1/2" BSP		C	
28F/9129089	AGS.1103/B	Coupling, pipe		C	
28D/1008147	A25/1A	Bolt, 6 BA		C	
28D/1010658	A25/1B	Bolt, 4 BA		C	
28D/1008149	A25/2B	Bolt, 4 BA		C	
28D/9419452	A25/3B	Bolt, 4 BA		C	
28D/1009984	A25/7B	Bolt, 4 BA		C	
28D/1011013	A25/13B	Bolt, 4 BA		C	
28D/12811	A25/16B	Bolt, 4 BA		C	
28D/9436920	A25/1C	Bolt, 2 BA		C	
28D/9133011	A25/2C	Bolt, 2 BA		C	
28D/9133012	A25/3C	Bolt, 2 BA		C	
28D/1010030	A25/7C	Bolt, 2 BA		C	
28D/9140644	A25/9C	Bolt, 2 BA		C	
28D/9435710	A25/11C	Bolt, 2 BA		C	
28D/9419397	A25/12C	Bolt, 2 BA		C	
28D/9140647	A25/14C	Bolt, 2 BA		C	
28D/1011021	A25/16C	Bolt, 2 BA		C	
28D/1011248	A25/16E	Bolt, 1/2" BSF		C	
28D/12953	A28/1B	Bolt, 4 BA		C	
28D/12837	A28/1C	Bolt, 4 BA		C	
28D/13208	A28/6C	Bolt, 4 BA		C	
28D/8310	AS.1242/6C	Bolt, 4 BA		C	
28F/9423229	AGS.1135/C	Bolt, banjo, 1/2" BSP		C	
28F/9423231	AGS.1135/D	Bolt, banjo, 1/2" BSP		C	
28F/9140971	AGS.1104/C	Coupling, pipe		C	
28F/8011887	AGS.1113/B	Coupling, pipe		C	
28M/9403518	A27/AP	Nut, 6 BA		C	
28M/9403519	A27/BP	Nut, 4 BA		C	
28M/1006504	A27/BT	Nut, 4 BA		C	
28M/9403520	A27/CP	Nut, 2 BA		C	
28M/1006473	A27/CT	Nut, 2 BA		C	
28M/9129524	A29/BP	Nut, 4 BA		C	
28M/13324	A29/CP	Nut, 2 BA		C	
28M/9996121	AGS.1217/A	Nut, 1/2" BSP		C	
28M/10286	AGS.2001/A/1	Nut, stiff, 6 BA		C	
28M/10287	AGS.2001/B/1	Nut, stiff, 4 BA		C	
28M/10288	AGS.2001/C/1	Nut, stiff, 2 BA		C	
28M/8932	CD.1	Nut, stiff, 2 BA		C	

SERVICES
HYDRAULIC EQUIPMENT IN FRONT FUSELAGE

Ref. No.	Part No.	Description	No. off	Matl. Spec.	Cl. of Equip.		Plate No.
					M.R.	L.M.	
		1 2 3 4 5 6					
28P/1202460	SP.9/C4	Pin, split, $\frac{1}{16}$ " dia. x $\frac{1}{2}$ " long	...			C	
28P/1012221	SP.4Y/B12	Pin, shackle	...			C	
28F/9152415	AGS.1115/1	Plate, washer	...			C	
28F/9128928	AGS.1115/2	Plate, washer	...			C	
28F/11492	AGS.1115/3	Plate, washer	...			C	
28F/9128929	AGS.1115/4	Plate, washer	...			C	
28F/1011814	AGS.1140/A	Plug, nipple	...			C	
28F/12372	AGS.1114/A	Sleeve flanged, bulkhead, screwed, $\frac{1}{8}$ " BSP	...			C	
28F/9128943	AGS.1114/B	Sleeve flanged, bulkhead, screwed, $\frac{1}{4}$ " BSP	...			C	
28F/10782	AGS.1118/A	Tee cone, $\frac{3}{8}$ " BSP	...			C	
28F/8011811	AGS.1118/B	Tee cone, $\frac{1}{2}$ " BSP	...			C	
28F/9463543	AGS.1120/1	Tee cone, $\frac{1}{2}$ " BSP	...			C	
28F/11902	AGS.1120/8	Tee cone, $\frac{1}{4}$ " BSP	...			C	
28F/13290	AGS.1120/11	Tee cone	...			C	
28F/1013401	AGS.1107/A	Union reducing cone, $\frac{1}{4}$ " BSP	...			C	
28W/9419402	SP.13/C	Washer	...			C	
28W/9419474	SP.15/B	Washer	...			C	
28W/9419475	SP.15/C	Washer	...			C	
28W/9416641	SP.47/A	Washer, spring	...			C	
28W/3097	AGS.162/B	Washer, spring	...			C	
28W/1007983	AGS.162/C	Washer, spring	...			C	
28W/3099	AGS.162/D	Washer, spring	...			C	
28W/6315	AGS.585/B	Washer, spring	...			C	
28F/1202394	AGS.1138/A	Washer, jointing	...			C	
28F/8014021	AGS.1138/B	Washer, jointing	...			C	
28F/9649	AGS.1138/C	Washer, jointing	...			C	
28F/1200995	AGS.1138/D	Washer, jointing	...			C	
28F/9129566	AGS.1138/F	Washer, jointing	...			C	

NOTE: PAGES 831-832 NOT ISSUED

SERVICES
HYDRAULIC EQUIPMENT IN CENTRE FUSELAGE

Ref. No.	Part No.	Description	No. off	Mater. Spec.	Cl. of Equip.	Plate No.
					M.R. L.M.	
		1 2 3 4 5 6				
	E.A2.73.203	HYDRAULIC EQUIPMENT IN CENTRE FUSELAGE, ASSEMBLY	—	—	—	
		Consisting of:—				
	E.A2.73.867	COVERS, HYDRAULIC JACK, ASSEMBLY ...	—	—	—	
		Spares for:—				
3365	E.A2.73.439	COVER , aft camera door hydraulic jack ...	1	—	C	
3366	E.A2.73.441	COVER , forward camera door hydraulic jack ...	2	—	C	
5186	E.A2.73.1163	COVER , centre camera door hydraulic jack ...	1	—	C	
	—	HYDRAULIC EQUIPMENT CIRCUIT, ASSEMBLY (E.A2.73.181)	—	—	—	
		Spares for:—				
27M/	LOCKHEED AVA.52/A	COUPLING, AVERY, GROUP ...	4	—	—	
		Consisting of:—				
27M/8796	AVA.57/A	UNION , half ...	1	—	C	
27M/8761	AVA.58/A	FLANGE , half ...	1	—	C	
27M/8798	AVA.62/A	TUBE , nut ...	1	—	C	
27BM/24	MESSIER 8076/52	DIVIDER , flow air brake ...	2	—	A	
	VOKES					
27B/1877	E.30L/1"/7915	FILTER ...	1	—	A	
	DOWTY					
27Q/70192	1.00522.001	JACK , flare doors (Mod. 3281) ...	2	—	A	
	DUNLOP					
27VA/3643	2/W3/101/8/9/ 14	PIPE , flexible, camera door ...	3	—	C	
	DUNLOP					
27VA/3641	2/W3/101/8/9/ 10	PIPE , flexible, camera door ...	1	—	C	
	DUNLOP					
27VA/3642	2/W3/101/8/9/ 11	PIPE , flexible, camera door ...	2	—	C	
	DUNLOP					
27VA/3644	2/W3/101/8/9/ 15	PIPE , flexible, camera door ...	1	—	C	
	DUNLOP					
27VA/3645	2/W3/101/8/9/ 16	PIPE , flexible, camera door ...	1	—	C	
	DOWTY					
27Q/1104	408Y/Mk. AN	SELECTOR and non-return valve for flap and air brake isolation (Pre-Mod. 3937)	1	—	A	
	DOWTY					
27Q/70283	408Y/Mk. BN	SELECTOR and non-return valve for flap and air brake isolation (Mod. 3937)	1	—	A	
	DOWTY					
27Q/781	C.408Y/Mk. L	VALVE , rotary control, camera door flap and air brakes (Pre-Mod. 3937) (For spares see A.P.4515B, Vol. 3)	3	—	A	
	DOWTY					
27Q/70280	408Y/Mk. BL	VALVE , rotary control, camera door flap and air brakes (Mod. 3937)	3	—	A	
	DOWTY					
27Q/779	C.408Y/Mk. Q	VALVE , rotary control undercarriage (Pre-Mod. 3937)	1	—	A	
	DOWTY					
27Q/70281	408Y/Mk. BQ	VALVE , rotary control undercarriage (Mod. 3937)	1	—	A	

SERVICES
HYDRAULIC EQUIPMENT IN CENTRE FUSELAGE

Ref. No	Part No.	Description	No. off	Matl. Spec.	Cl. of Equip.		Plate No.
					M.R.	L.M.	
		1 2 3 4 5 6					
27Q/780	DOWTY C.408Y/Mk. R	VALVE, rotary control, flare doors (Pre-Mod. 3937) (For spares see A.P.4515B, Vol. 3)	1	—		A	
27Q/70282	DOWTY 408Y/Mk. BR	VALVE, rotary control, flare doors (Mod. 3937) ...	1	—		A	
27Q/790	DOWTY C.1034Y/Mk. Q	VALVE, pressure relief flaps down ... (For spares see A.P.4515B, Vol. 3)	1	—		A	
27Q/1216	DOWTY C.46037/Mk. E	VALVE, thermal relief (Mod. 1266) ...	9	—		A	
27Q/778	DOWTY D.657Y	VALVE, restrictor (For spares see A.P.4515B, Vol. 3)	1	—		A	
27Q/1105	DOWTY 5240Y	VALVE, non-return flap and air brake isolation ...	2	—		A	
27W/10	LOCKHEED UMC.706/3	VALVE, non-return, 1/2" BSP (Pre-Mod. 3368) ...	1	—		A	
27W/17	LOCKHEED UMC.706/4	VALVE, non-return, 1/2" BSP (Mod. 3368) ...	1	—		A	
	HIGH PRESSURE COMPS. LTD. A.58	VALVE, inflation ...	2	—		B	
27MB/22	MESSIER 6330	VALVE, solenoid operated ...	1	—		A	
	E.A.2.73.487	PIPES, HYDRAULIC, BETWEEN FRAMES 12 AND 13 CAMERA BAY, STARBOARD, ASSEMBLY Spares for:—	—	—		—	
1498	E.A.1.73.377	ADAPTOR, special, 3/4" x 1 BSP ...	2	DTD.683		C	
5543	EEAS.143/10H	CLIP, pipe, 1/2" o/d., bonding ...	2	L.72		C	
25552	EEAS.143/13H	CLIP, pipe, 1/2" o/d., bonding ...	2	L.72		C	
7136	EEAS.143/21	CLIP, pipe, 1/2" o/d. ...	1	L.72		C	
3393	E.A.1.73.393	CLIP, filter mounting ...	1	L.72		C	
2348	E.A.2.73.387	FUNNEL, assembly ...	1	—		C	
3442	E.A.2.73.1025	PIPE, assembly, from vokes oil filter to connection at frame 12, engine driven pump suction line	1	L.56		C	
3443	E.A.2.73.1027	PIPE, assembly, from coupling at frame 12 to coupling aft of frame 13 brake return line	1	L.56		C	
3441	E.A.2.73.1029	PIPE, assembly, from vokes oil filter to connection at frame 12 engine driven pump suction line	1	L.56		C	
2353	E.A.2.73.83	PLATE, mounting, vokes oil filter ...	1	L.72		C	
5259	EEAS.21/2ERH	WASHER, special ...	6	L.72		C	
	E.A.2.73.493	PIPES, HYDRAULIC, ON FRAME 12, ASSEMBLY ... Spares for:—	—	—		—	
2166	EEAS.112/8	CLIP, pipe, 1/2" o/d. ...	10	L.16		C	
2161	EEAS.112/23	CLIP, pipe, 1/2" o/d. ...	3	L.16		C	

SERVICES
HYDRAULIC EQUIPMENT IN CENTRE FUSELAGE

Ref. No.	Part No.	Description	No. off	Matl. Spec.	Cl. of Equip.		Plate No.
					M.R.	L.M.	
		1 2 3 4 5 6					
3426	E.A2.73.1015	PIPE, assembly, from port brake return pipe connection to Vokes oil filter tee piece in brake return line	1	L.56		C	
3422	E.A2.73.1017	PIPE, assembly, from vokes oil filter to coupling on frame 12 hand pump suction line. port	1	L.56		C	
3427	E.A2.73.1019	PIPE, assembly, connecting oil filter to tee piece	1	L.56		C	
3428	E.A2.73.1021	PIPE, assembly, from hand pump suction line starboard connections to vokes oil filter tee piece	1	L.56		C	
3425	E.A2.73.1023	PIPE, assembly, drain, from vokes oil filter	1	L.56		C	
980	EEAS.20/1DR	TAB, locking, 20 SWG	10	—		C	
981	EEAS.20/2DR	TAB, locking, 20 SWG	14	—		C	
	E.A2.73.495	PIPES, HYDRAULIC, ON FRAME 13, ASSEMBLY ... Spares for:—	—	—		—	
1880	EEAS.91/1	CLIP, pipe	2	—		C	
3413	EEAS.91/4	CLIP, pipe	1	—		C	
5517	EEAS.143/1H	CLIP, pipe	1	L.72		C	
4965	EEAS.143/5	CLIP, pipe	16	L.72		C	
5260	EEAS.143/5H	CLIP, pipe	2	L.72		C	
5542	EEAS.143/6	CLIP, pipe, 1/2" o/d.	7	L.72		C	
5258	EEAS.143/6H	CLIP, pipe, 1/2" o/d.	1	L.72		C	
7136	EEAS.143/21	CLIP, pipe, 1/2" o/d.	1	L.72		C	
2364	E.A2.73.111	ELBOW, special, union pressure gauge connection frame 13	1	DTD.323		C	
3452	E.A2.73.993	PIPE, assembly, from centre coupling at frame 13 to brake coupling aft of frame 13	1	DTD.323		C	
3450	E.A2.73.995	PIPE, assembly, from port coupling forward of frame 13 to centre coupling on frame 13. starboard brake line	1	DTD.323		C	
3451	E.A2.73.997	PIPE, assembly, from brake accumulator coupling to charging valve tee piece	1	DTD.323		C	
3454	E.A2.73.999	PIPE, assembly, from charging valve tee piece to pressure gauge	1	DTD.323		C	
3453	E.A2.73.1001	PIPE, assembly, from charging valve connection to tee piece	1	DTD.323		C	
3448	E.A2.73.1003	PIPE, assembly, from camera door tee piece to port door "open" position	1	DTD.323		C	
3449	E.A2.73.1005	PIPE, assembly, from camera door tee piece to port door "closed" connection	1	DTD.323		C	
3444	E.A2.73.1007	PIPE, assembly, from port side coupling forward of frame 13 to tee piece camera door's "closed" line	1	DTD.323		C	
3445	E.A2.73.1009	PIPE, assembly, from port side coupling forward of frame 13 to tee piece camera door's "open" line	1	DTD.323		C	
3446	E.A2.73.1011	PIPE, assembly, from camera door tee piece on port side to starboard camera door "closed" connection	1	DTD.323		C	
3447	E.A2.73.1013	PIPE, assembly, from camera door tee piece on port side to starboard camera door "open" connection	1	DTD.323		C	

SERVICES
HYDRAULIC EQUIPMENT IN CENTRE FUSELAGE

Ref. No	Part No.	Description	No. off	Matl. Spec.	Cl. of Equip.	Plate No.
					M.R. L.M.	
		1 2 3 4 5 6				
981	EEAS.20/2DR	TAB, locking, 20 SWG	2	L.72	C	
5259	EEAS.21/2ERH	WASHER, special	32	L.72	C	
	E.A.2.73.497	PIPES, HYDRAULIC, BETWEEN FRAMES 12 AND 13, CAMERA BAY, PORT, ASSEMBLY	—	—	—	
		Spare for:—				
1880	EEAS.91/1	CLIP, pipe, 1/4" o/d.	6	L.72	C	
7777	EEAS.91/1H	CLIP, pipe, double, 1/4" o/d., bonding	1	L.72	C	
4965	EEAS.143/5	CLIP, pipe, single, 3/8" o/d.	16	L.72	C	
5542	EEAS.143/6	CLIP, pipe, 1/4" o/d.	7	L.72	C	
5258	EEAS.143/6H	CLIP, pipe, 1/4" o/d., bonding	4	L.72	C	
5852	EEAS.143/16	CLIP, pipe, 3/8" o/d.	1	L.72	C	
	E.A.2.73.89	FAIRLEAD	1	LFS.21	—	
	E.A.2.73.115	MOUNTING, ACCUMULATOR, ASSEMBLY ...	—	—	—	
		Spare for:—				
2340	E.A.3.73.281	CLIP, half	2	DTD.323	C	
3423	E.A.2.73.451	PIPE, assembly, from non-return valve tee piece to accumulator	1	DTD.323	C	
3436	E.A.2.73.453	PIPE, assembly, from coupling aft of frame 12A to coupling aft of frame 13, nosewheel "up" line	1	DTD.323	C	
3437	E.A.2.73.455	PIPE, assembly, from coupling aft of frame 12A to coupling aft of frame 13 nosewheel down line	1	DTD.323	C	
3430	E.A.2.73.457	PIPE, assembly, from coupling on frame 12 to coupling aft of frame 12A, nosewheel "up" line	1	DTD.323	C	
3431	E.A.2.73.459	PIPE, assembly, from coupling on frame 12 to coupling aft of frame 12A, nosewheel "down" line	1	DTD.323	C	
3438	E.A.2.73.461	PIPE, assembly, from coupling aft of frame 12A to coupling aft of frame 13, hand pump pressure line	1	DTD.323	C	
3439	E.A.2.73.463	PIPE, assembly, from coupling aft of frame 12A to coupling aft of frame 13, port brake line	1	DTD.323	C	
3433	E.A.2.73.1031	PIPE, assembly, from starboard brake line coupling on frame 12 to coupling forward of frame 13	1	DTD.323	C	
3434	E.A.2.73.1033	PIPE, assembly, from coupling at frame 12 to accumulator and hand pump non-return valve tee piece	1	DTD.323	C	
3432	E.A.2.73.1035	PIPE, assembly, from port brake line coupling on frame 12 to coupling forward of frame 13	1	DTD.323	C	
3429	E.A.2.73.1037	PIPE, assembly, from coupling on frame 12 to accumulator non-return valve and hand pump pressure line tee piece	1	DTD.323	C	
3435	E.A.2.73.1039	PIPE, assembly, from non-return valve to hand pump pressure line tee piece	1	DTD.323	C	

SERVICES
HYDRAULIC EQUIPMENT IN CENTRE FUSELAGE

Ref. No.	Part No.	Description	No. off	Matl. Spec.	Cl. of Equip.	Plate No.
					M.R. L.M.	
		1 2 3 4 5 6				
3440	E.A2.73.1041	PIPE, assembly, from non-return valve to accumulator tee piece forward of frame 13	1	DTD.323	C	
3424	E.A2.73.1043	PIPE, assembly, from charging valve connection to accumulator	1	DTD.323	C	
5859	E.A2.73.1155	PIPE, assembly, from coupling at frame 12 to coupling between frames 13 and 14, pressure line, to hydraulic gauge	1	DTD.323	C	
981	EEAS.20/2DR	TAB, locking	4	L.72	C	
5259	EEAS.21/2ERH	WASHER, special	24	L.72	C	
	E.A2.73.641	PIPES, HYDRAULIC, BETWEEN MAIN SPAR FRAME 21 AND FRAME 29, ASSEMBLY Spares for:—	—	—	—	
5W/54	E. E. CO. LTD. BRADFORD TYPE 205 Mk. 5	ACTUATOR, air brake flaps and camera doors (Pre-Mod. 311)	3	—	A	
5W/53	E. E. CO. LTD. BRADFORD TYPE 204 Mk 5	ACTUATOR, undercarriage (Pre-Mod. 311) ...	1	—	A	
5W/177	E. E. CO. LTD. BRADFORD TYPE 206 Mk. 5	ACTUATOR, flare doors (Pre-Mod. 311) ...	1	—	A	
	E. E. CO. LTD. BRADFORD TYPE 205 Mk. 6	ACTUATOR AND HYDRAULIC VALVE FLAPS, ASSEMBLY (MOD. 311) Consisting of:—	1	—	—	
5W/328	AED.200152	ACTUATOR, Type 200	1	—	A	
5W/339	—	BRACKET, mounting, c/w label	1	—	B	
27Q/781	DOWTY C.408Y/Mk. L	VALVE	1	—	A	
	E. E. CO. LTD. BRADFORD TYPE 216 Mk. 1	ACTUATOR AND HYDRAULIC VALVE, CAMERA DOORS, ASSEMBLY (MOD. 311) Consisting of:—	1	—	—	
5W/328	AED.200152	ACTUATOR, Type 200	1	—	A	
5W/341	—	BRACKET, mounting, c/w label	1	—	B	
27Q/781	DOWTY C.408Y/Mk. L	VALVE	1	—	A	
	E. E. CO. LTD. BRADFORD TYPE 204 Mk 6	ACTUATOR AND HYDRAULIC VALVE U/C, ASSEMBLY (MOD. 311) Consisting of:—	1	—	—	
5W/328	AED.200152	ACTUATOR, type 200	1	—	A	
5W/338	—	BRACKET, mounting, c/w label	1	—	B	
27Q/779	DOWTY C.408Y/Mk. Q	VALVE	1	—	A	

SERVICES
HYDRAULIC EQUIPMENT IN CENTRE FUSELAGE

Ref. No.	Part No.	Description	No. off	Matl. Spec.	Cl. of Equip.		Plate No.
					M.R.	L.M.	
		1 2 3 4 5 6					
	E. E. CO. LTD. BRADFORD TYPE 206 Mk 6	ACTUATOR AND HYDRAULIC VALVE FLARE DOOR, ASSEMBLY (MOD. 311) Consisting of:—	1	—	—		
5W/328	AED.200152	ACTUATOR , type 200	1	—	A		
5W/340	—	BRACKET , mounting. c/w label	1	—	B		
	DOWTY C.408Y/Mk. R	VALVE	1	—	A		
	E. E. CO. LTD. BRADFORD TYPE 217 Mk. 1	ACTUATOR AND HYDRAULIC VALVE AIR BRAKE, ASSEMBLY (MOD. 311) Consisting of:—	1	—	—		
5W/328	AED.200152	ACTUATOR , type 200	1	—	A		
5W/339	—	BRACKET , mounting. c/w label	1	—	B		
	DOWTY C.408Y/Mk. L	VALVE	1	—	A		
27Q/781	C.408Y/Mk. L	WIRE , locking, 23 SWG	QR	—	C		
30A/3055	†	BRACKET , for pipe clip at frame 23	1	L.72	C		
6734	EEAS.136	BRACKET , for flow divider's	2	L.72	C		
11061	E.A2.73.69	BRACKET , relay valve mounting	1	—	C		
2446	E.A3.73.221	CLIP , for pressure relief valve	2	—	C		
805	E.A1.73.175	CLIP , for thermal relief valves	9	—	C		
829	E.A1.73.181	CLIP , pipe, double, 1/4" o/d. (Pre-Mod. 1708) ...	6	L.72	C		
1880	EEAS.91/1	CLIP , pipe, double, 1/4" o/d., bonding (Mod. 1708) ...	9	L.72	C		
7777	EEAS.91/1H	CLIP , pipe, double, 3/8" o/d. (Pre-Mod. 1708) ...	4	L.72	C		
5526	EEAS.91/3	CLIP , pipe, double, 3/8" o/d., bonding (Mod. 1708) ...	6	L.72	C		
5522	EEAS.91/3H	CLIP , pipe, double, 7/8" o/d. (Pre-Mod. 1708) ...	4	L.72	C		
3413	EEAS.91/4	CLIP , pipe, double, 7/8" o/d., bonding (Mod. 1708) ...	6	L.72	C		
26513	EEAS.91/4H	CLIP , pipe, single, 5/8" o/d. (Pre-Mod. 1708) ...	23	L.72	C		
4965	EEAS.143/5	CLIP , pipe, single, 5/8" o/d., bonding (Mod. 1708) ...	45	L.72	C		
5260	EEAS.143/5H	CLIP , pipe, single, 1/2" o/d.	32	L.72	C		
5542	EEAS.143/6	CLIP , pipe, single, 1/2" o/d., bonding (Mod. 1708) ...	42	L.72	C		
5258	EEAS.143/6H	CLIP , pipe, single, 3/4" o/d.	50	L.72	C		
20461	EEAS.143/8	CLIP , pipe, single, 3/4" o/d., bonding (Mod. 1708) ...	85	L.72	C		
5348	EEAS.143/8H	CLIP , pipe, single, 1/2" o/d. (Mod. 1708)	4	L.72	C		
17525	EEAS.143/10	CLIP , pipe, single, 5/8" o/d. (Pre-Mod. 1708) ...	1	L.72	C		
5852	EEAS.143/16	CLIP , pipe, single, 1/2" o/d.	2	L.72	C		
9048	EEAS.143/28	COUPLING , special, 4-way	1	DTD.683	C		
5128	E.A2.73.1045	COUPLING , special, 3-way	1	DTD.683	C		
5129	E.A2.73.1119	FAIRLEAD	2	LFS.21	C		
828	E.A1.73.205	PIPES, SPIRAL, FLARE DOOR JACKS, ASSEMBLY (MOD. 2123) Spares for:—	—	—	—		
26486	E.B6.73.609	ADAPTOR , assembly	2	—	C		
26488	E.B6.73.613	FAIRLEAD	2	LFS.21	C		
26490	E.B7.73.251	PIPE , assembly, coiled, rear flare door operating jack "open" line	1	DTD.323	C		
26491	E.B7.73.253	PIPE , assembly, coiled, rear flare door operating jack "closed" line	1	DTD.323	C		

SERVICES
HYDRAULIC EQUIPMENT IN CENTRE FUSELAGE

Ref. No.	Part No.	Description						No. off	Macl. Spec.	Cl. of Equip. M.R. L.M.	Plate No.
		1	2	3	4	5	6				
26492	E.B7.73.255	PIPE, assembly, coiled, front flare door operating jack "open" line						1	DTD.323	C	
26493	E.B7.73.257	PIPE, assembly, coiled, front flare door operating jack "closed" line						1	DTD.323	C	
26494	EEAS.21/9BRH	WASHER, special						6	L.72	C	
6783	E.A2.73.549	PIPE, assembly, from solenoid operated valve to non-return valve and air brake actuator tee						1	DTD.323	C	
6784	E.A2.73.551	PIPE, assembly, from solenoid operated valve to thermal relief valve connection and flow divider tee						1	DTD.323	C	
6785	E.A2.73.553	PIPE, assembly, from solenoid operated valve and air brake actuator tee to non-return valve						1	DTD.323	C	
6786	E.A2.73.555	PIPE, assembly, from solenoid operated valve and non-return valve tee to air brake actuator valve						1	DTD.323	C	
6787	E.A2.73.557	PIPE, assembly, connection, from solenoid operated valve and flow divider tee to thermal relief and non-return valve tee						1	DTD.323	C	
6788	E.A2.73.559	PIPE, assembly, from non-return valve and connection tee to thermal relief valve						1	DTD.323	C	
6789	E.A2.73.561	PIPE, assembly, from thermal relief valve and connection tee to non-return valve						1	DTD.323	C	
3322	E.A2.73.643	PIPE, assembly, from port coupling on frame 29, to starboard side tee piece camera door's "open" line						1	DTD.323	C	
3321	E.A2.73.645	PIPE, assembly, from port coupling on frame 29, to starboard side tee piece, camera door's "closed" line						1	DTD.323	C	
3319	E.A2.73.647	PIPE, assembly, from tee piece to starboard side coupling on frame 29, camera door's "open" line						1	DTD.323	C	
3320	E.A2.73.649	PIPE, assembly, from tee piece to starboard side coupling on frame 29, camera door's "closed" line						1	DTD.323	C	
3310	E.A2.73.651	PIPE, assembly, from tee piece forward of frame 29, to 4-way coupling forward of frame 25, camera door's "open" line						1	DTD.323	C	
3309	E.A2.73.653	PIPE, assembly, from tee piece forward of frame 29, to 4-way coupling forward of frame 25, camera door's "closed" line						1	DTD.323	C	
3308	E.A2.73.655	PIPE, assembly, from 4-way piece forward of frame 25, to actuator reducing union camera door's "open" line						1	DTD.323	C	
3307	E.A2.73.657	PIPE, assembly, from 4-way piece forward of frame 25, to actuator reducing union camera door's "closed" line						1	DTD.323	C	
3303	E.A2.73.659	PIPE, assembly, from 4-way piece, forward of frame 25, to thermal relief valve, camera door's "open" line						1	DTD.323	C	

SERVICES
HYDRAULIC EQUIPMENT IN CENTRE FUSELAGE

Ref. No.	Part No.	1	2	3	4	5	6	Description	No. off	Matl. Spec.	Cl. of Equip.		Plate No.
											M.R.	L.M.	
3304	E.A2.73.661							PIPE, assembly, from 4-way piece forward of frame 25, to thermal relief valve, camera door's "closed" line	1	DTD.323		C	
3302	E.A2.73.663							PIPE, assembly, from camera thermal relief valve to camera tee piece forward of frame 25 return line	1	DTD.323		C	
3301	E.A2.73.665							PIPE, assembly, from camera thermal relief valve to camera tee piece forward of frame 25 return line	1	DTD.323		C	
3286	E.A2.73.667							PIPE, assembly, from thermal relief valve tee forward of frame 25 to reducing union return line	1	DTD.323		C	
3305	E.A2.73.669							PIPE, assembly, from 4-way piece forward of frame 25, to coupling aft of frame 22, camera door's "closed" line	1	DTD.323		C	
3306	E.A2.73.671							PIPE, assembly, from 4-way piece forward of frame 25, to coupling aft of frame 22, camera door's "open" line	1	DTD.323		C	
5130	E.A2.73.1087							PIPE, assembly, from tee coupling forward of frame 24, to camera actuator pressure line	1	DTD.323		C	
5131	E.A2.73.1069							PIPE, assembly, from tee coupling forward of frame 24, to dive brake actuator pressure line	1	DTD.323		C	
5132	E.A2.73.1105							PIPE, assembly, from tee forward of frame 23, to undercarriage actuator, pressure line	1	DTD.323		C	
5133	E.A2.73.1053							PIPE, assembly, from tee piece forward of frame 23, to flap actuator to connection pressure line	1	DTD.323		C	
3284	E.A2.73.695							PIPE, assembly, from reducing union to camera actuator tee piece return line	1	L.56		C	
3257	E.A2.73.697							PIPE, assembly, between camera actuator tee aft of frame 24, and dive brake thermal relief valve tee return line	1	L.56		C	
3248	E.A2.73.699							PIPE, assembly, dive brake thermal relief valve connection, return line	1	DTD.323		C	
3233	E.A2.73.701							PIPE, assembly, from dive brake thermal relief valve to common tee piece forward of frame 24, return line	1	DTD.323		C	
3232	E.A2.73.703							PIPE, assembly, from dive brake thermal relief valve to common tee piece forward of frame 24, return line	1	DTD.323		C	
6790	E.A2.73.1083							PIPE, assembly, from thermal relief valve tee piece to dive brake actuator tee piece between frames 23 and 24, return line	1	L.56		C	
3260	E.A2.73.709							PIPE, assembly, from tee piece aft of frame 22, to undercarriage actuator, return line	1	L.56		C	
3355	E.A2.73.711							PIPE, assembly, from undercarriage actuator tee piece to thermal relief valve tee piece aft of frame 22, return line	1	L.56		C	

SERVICES
HYDRAULIC EQUIPMENT IN CENTRE FUSELAGE

Ref. No.	Part No.	Description	No. off	Matl. Spec.	Cl. of Equip.	Plate No.
					M.R. L.M.	
		1 2 3 4 5 6				
3237	E.A.2.73.713	PIPE, assembly, from undercarriage thermal relief valves common tee piece to tee aft of frame 22, return line	1	DTD.323	C	
3238	E.A.2.73.715	PIPE, assembly, from thermal relief valve in main undercarriage "down" line to common tee aft of frame 23, return line	1	DTD.323	C	
3236	E.A.2.73.717	PIPE, assembly, from thermal relief valve in main undercarriage "up" line, to common tee aft of frame 23, return line	1	DTD.323	C	
3253	E.A.2.73.721	PIPE, assembly, from tee piece forward of frame 23, to 4-way piece aft of frame 22, return line	1	L.56	C	
3258	E.A.2.73.725	PIPE, assembly, from flap actuator to tee piece aft of frame 23, return line	1	L.56	C	
3287	E.A.2.73.731	PIPE, assembly, from pressure relief valve to tee coupling forward of frame 24, return line	1	DTD.323	C	
3285	E.A.2.73.735	PIPE, assembly, between pressure relief valve tee aft of frame 24, and thermal relief valve coupling aft of frame 25, return line	1	L.56	C	
3300	E.A.2.73.737	PIPE, assembly, between thermal relief valve coupling and thermal relief valve tee aft of frame 25, return line	1	DTD.323	C	
3298	E.A.2.73.739	PIPE, assembly, from flaps "down" thermal relief valve to coupling tee in return line	1	DTD.323	C	
3299	E.A.2.73.741	PIPE, assembly, between thermal relief valve tees aft of frame 25, return line	1	DTD.323	C	
3297	E.A.2.73.743	PIPE, assembly, from flare door's "open" thermal relief valve tee to coupling forward of frame 26, return line	1	DTD.323	C	
3296	E.A.2.73.745	PIPE, assembly, from flare door's "closed" thermal relief valve to coupling forward of frame 26, return line	1	DTD.323	C	
3314	E.A.2.73.747	PIPE, assembly, from port wing connection to flap actuator tee connection, flaps "up" line	1	DTD.323	C	
3313	E.A.2.73.749	PIPE, assembly, from port wing connection to flap actuator tee connection, flaps "down" line	1	DTD.323	C	
3312	E.A.2.73.751	PIPE, assembly, from starboard wing connection to flap actuator tee connection, flaps "up" line	1	DTD.323	C	
3311	E.A.2.73.753	PIPE, assembly, from starboard wing connection to flap actuator tee connection, flaps "down" line	1	DTD.323	C	
3291	E.A.2.73.755	PIPE, assembly, from tee piece forward of frame 28 to pressure relief valve tee forward of frame 25, flaps "down" line	1	DTD.323	C	

SERVICES
HYDRAULIC EQUIPMENT IN CENTRE FUSELAGE

Ref. No.	Part No.	1	2	3	4	5	6	Description	No. off	Matl. Spec.	Cl. of Equip.	Plate No.
											M.R.	
3288	E.A2.73.757							PIPE, assembly, from tee piece forward of frame 28, to thermal relief valve tee aft of frame 25, flaps "up" line	1	DTD.323	C	
3293	E.A2.73.759							PIPE, assembly, from flaps "up" thermal relief valve to tee piece aft of frame 25	1	DTD.323	C	
3276	E.A2.73.761							PIPE, assembly, from thermal relief valve tee aft of frame 25 to reducing union aft of frame 24, flaps "up" line	1	DTD.323	C	
3292	E.A2.73.763							PIPE, assembly, from tee coupling forward of frame 25 to pressure relief valve, flaps "down" line	1	DTD.323	C	
3289	E.A2.73.765							PIPE, assembly, from pressure relief valve tee forward of frame 25 to restrictor valve, flaps "down" line	1	DTD.323	C	
3290	E.A2.73.767							PIPE, assembly, from restrictor valve between frames 24 and 25 to reducing union aft of frame 24, flaps "down" line	1	DTD.323	C	
3269	E.A2.73.769							PIPE, assembly, from reducing union aft of frame 24 to actuator connection, flaps "down" line	1	DTD.323	C	
3279	E.A2.73.771							PIPE, assembly, from reducing union aft of frame 24, to actuator connection, flaps "up" line	1	DTD.323	C	
3245	E.A2.73.773							PIPE, assembly, from coupling aft of frame 22, to wing connection, air brake "up" line	1	DTD.323	C	
3243	E.A2.73.775							PIPE, assembly, from coupling aft of frame 22, to wing connection, air brake "down" line	1	DTD.323	C	
3246	E.A2.73.777							PIPE, assembly, from coupling aft of frame 22, to flow divider aft of frame 23, air brake "up" line	1	DTD.323	C	
3244	E.A2.73.779							PIPE, assembly, from coupling aft of frame 22, to flow divider aft of frame 23, air brake "down" line	1	DTD.323	C	
3250	E.A2.73.781							PIPE, assembly, from thermal relief valve coupling forward of frame 26 to coupling aft of frame 22, air brake "up" line	1	DTD.323	C	
3251	E.A2.73.783							PIPE, assembly, from L.H. flow divider, to coupling forward of frame 23, air brake "down" line	1	DTD.323	C	
3323	E.A2.73.785							PIPE, assembly, from coupling aft of frame 22, to starboard wing connection, air brake "up" line	1	DTD.323	C	
3324	E.A2.73.787							PIPE, assembly, from coupling aft of frame 22, to starboard wing connection, air brake "down" line	1	DTD.323	C	
3270	E.A2.73.789							PIPE, assembly, from R.H. flow divider to air brake thermal relief valve tee at frame 24, "up" line	1	DTD.323	C	

SERVICES
HYDRAULIC EQUIPMENT IN CENTRE FUSELAGE

Ref. No.	Part No.	Description						No. off	Matl. Spec.	Cl. of Equip. M.R. L.M.	Plate No
		1	2	3	4	5	6				
3273	E.A2.73.791	PIPE, assembly, from thermal relief valve tee to air brake actuator "up" line						1	DTD.323	C	
3234	E.A2.73.793	PIPE, assembly, from air brake actuator tee, at frame 24 to thermal relief valve, "up" line						1	DTD.323	C	
3271	E.A2.73.795	PIPE, assembly, from solenoid operated valve and thermal relief valve connection tee to flow divider						1	DTD.323	C	
3277	E.A2.73.801	PIPE, assembly, from starboard side running coupling to undercarriage actuator aft of frame 23, undercarriage "down" line						1	DTD.323	C	
5827	E.A2.73.1173	PIPE, assembly, from undercarriage actuator to connection forward of frame 21, undercarriage "up" line						1	DTD.323	C	
3241	E.A2.73.805	PIPE, assembly, from undercarriage actuator to thermal relief valve reducing union, undercarriage "up" line						1	DTD.323	C	
3242	E.A2.73.807	PIPE, assembly, from undercarriage actuator to thermal relief valve reducing union, undercarriage "down" line						1	DTD.323	C	
3239	E.A2.73.809	PIPE, assembly, from reducing union to undercarriage thermal relief valve, undercarriage "up" line						1	DTD.323	C	
3240	E.A2.73.811	PIPE, assembly, from reducing union to undercarriage thermal relief valve, undercarriage "down" line						1	DTD.323	C	
3229	E.A2.73.813	PIPE, assembly, from undercarriage actuator tee to coupling aft of frame 21, starboard undercarriage "down" line						1	DTD.323	C	
5828	E.A2.73.1171	PIPE, assembly, from undercarriage actuator tee to coupling aft of frame 21, port undercarriage "down" line						1	DTD.323	C	
3266	E.A2.73.819	PIPE, assembly, from flare door actuator to flexible hose connection at frame 21B, flare door's "open" line						1	DTD.323	C	
3265	E.A2.73.821	PIPE, assembly, from flare door actuator to flexible hose connection at frame 21B, flare door's "closed" line						1	DTD.323	C	
3268	E.A2.73.823	PIPE, assembly, from flare door actuator to thermal relief valve coupling tee forward of frame 26, flare door "open" line						1	DTD.323	C	
3267	E.A2.73.825	PIPE, assembly, from flare door actuator to thermal relief valve coupling tee forward of frame 26, flare door "closed" line						1	DTD.323	C	
3295	E.A2.73.827	PIPE, assembly from thermal relief valve to coupling tee forward of frame 26, flare door's "closed" line						1	DTD.323	C	
3294	E.A2.73.829	PIPE, assembly from thermal relief valve to coupling tee forward of frame 26, flare door's "open" line						1	DTD.323	C	

SERVICES
HYDRAULIC EQUIPMENT IN CENTRE FUSELAGE

Ref. No.	Part No	1	2	3	4	5	6	Description	No. off	Matl. Spec	Cl. of Equip.	Plate No
											M.R.	
3315	E.A2.73.831							PIPE, assembly, from thermal relief valve tee forward of frame 26 to coupling aft of frame 28, flare door's "closed" line	1	DTD.323	C	
3316	E.A2.73.833							PIPE, assembly, from thermal relief valve tee forward of frame 26, to coupling aft of frame 28, flare door's "open" line	1	DTD.323	C	
3317	E.A2.73.835							PIPE, assembly, from coupling forward of frame 29, to operating jack, flexible hose connection on frame 29, flare door's "closed" line	1	DTD.323	C	
3318	E.A2.73.837							PIPE, assembly, from coupling forward of frame 29, to operating jack flexible hose connection on frame 29, flare door's "open" line	1	DTD.323	C	
3259	E.A2.73.839							PIPE, assembly, from air brake actuator to coupling tee aft of frame 23, pressure return line	1	L.56	C	
3283	E.A2.73.841							PIPE, assembly, from camera door actuator to coupling tee aft of frame 24, return line	1	L.56	C	
3282	E.A2.73.843							PIPE, assembly, from camera door actuator to 4-way piece forward of frame 25, camera door, "closed" line	1	DTD.323	C	
3281	E.A2.73.845							PIPE, assembly, from camera door actuator to 4-way piece forward of frame 25, camera door "open" line	1	DTD.323	C	
5829	E.A2.73.1179							PIPE, assembly, from coupling forward of frame 21 to coupling aft of frame 22, camera door's, "closed" line	1	DTD.323	C	
5830	E.A2.73.1177							PIPE, assembly, from coupling forward of frame 21, to coupling aft of frame 22, camera door's "open" line	1	DTD.323	C	
12001	E.A2.73.1209							PIPE, assembly, from coupling aft of frame 21 to coupling forward of frame 22, pressure line (Mod. 1274)	1	DTD.323	C	
5832	E.A2.73.1181							PIPE, assembly, from coupling aft of frame 21 to 4-way piece aft of frame 22, return line	1	L.56	C	
5146	E.A2.73.1051							PIPE, assembly, from coupling forward of frame 22, to junction tee piece forward of frame 23, pressure line	1	DTD.323	C	
5138	E.A2.73.1055							PIPE, assembly, from pressure relief valve tee aft of frame 24 to flap actuator connecting tee aft of frame 23, return line	1	L.56	C	
5137	E.A2.73.1057							PIPE, assembly, between flap actuator tee piece aft of frame 23 and non-return valve forward of frame 23, return line	1	L.56	C	
5136	E.A2.73.1059							PIPE, assembly, from non-return valve forward of frame 23 to 4-way tee piece aft of frame 22, return line	1	L.56	C	

SERVICES
HYDRAULIC EQUIPMENT IN CENTRE FUSELAGE

Ref. No.	Part No	Description	No. off	Matl Spec	Cl. of Equip.	Plate No
					M.R. L.M.	
		1 2 3 4 5 6				
6791	E.A2.73.1061	PIPE, assembly, from 4-way tee piece aft of frame 22 to pressure relief valve, tee return line	1	L.56	C	
6792	E.A2.73.1063	PIPE, assembly, between pressure relief valve and thermal relief valve tee pieces, return line	1	L.56	C	
5134	E.A2.73.1071	PIPE, assembly, from air brake actuator tee piece aft of frame 23 to non-return valve connection forward of frame 23, return line	1	L.56	C	
5135	E.A2.73.1073	PIPE, assembly, from non-return valve connection forward of frame 23 to undercarriage actuator tee aft of frame 22, return line	1	L.56	C	
5149	E.A2.73.1075	PIPE, assembly, from flare door actuator connection to pressure relief valve undercarriage actuator tee pressure line	1	DTD.323	C	
5147	E.A2.73.1077	PIPE, assembly, between flap and air brake actuator junction tees forward of frame 23, pressure line	1	DTD.323	C	
5148	E.A2.73.1079	PIPE, assembly, between pressure relief valve and undercarriage actuator tees forward of frame 23, pressure line	1	DTD.323	C	
5152	E.A2.73.1081	PIPE, assembly, from junction tee forward of frame 23 to ground/flight selector and non-return valve, hand pump, pressure line	1	DTD.323	C	
5153	E.A2.73.1089	PIPE, assembly, from air brake and camera actuator tee forward of frame 24 to tee forward of frame 23, pressure line	1	DTD.323	C	
5150	E.A2.73.1107	PIPE, assembly, from hand pump pressure line and ground/flight selector tee, to tee piece forward of frame 23	1	DTD.323	C	
5140	E.A2.73.1109	PIPE, assembly, from coupling forward of frame 22, to ground/flight and bomb door selector tee, hand pump pressure line	1	DTD.323	C	
5151	E.A2.73.1111	PIPE, assembly, from ground/flight selector to hand pump and bomb door selector tee, hand pump pressure line	1	DTD.323	C	
5144	E.A2.73.1113	PIPE, assembly ground/flight selector and non-return valve by-pass	1	DTD.323	C	
5833	E.A2.73.1175	PIPE, assembly, between connection forward of frame 22 and connection forward of frame 21, hand pump pressure line	1	DTD.323	C	
5860	E.A2.73.1159	PIPE, assembly, from coupling forward of main spar, to pressure gauge relay aft of frame 22, pressure line to hydraulic gauge	1	DTD.323	C	

SERVICES
HYDRAULIC EQUIPMENT IN CENTRE FUSELAGE

Ref. No	Part No	Description	No. off	Matl. Spec	Cl. of Equip.		Plate No
					M.R.	L.M.	
		1 2 3 4 5 6					
5861	E.A.2.73.1161	PIPE, assembly, from pressure gauge relay aft of frame 22, to selector junction piece forward of frame 23, pressure line to hydraulic gauge	1	DTD.323		C	
5840	E.A.2.73.1191	PIPE, assembly, between selector and pressure gauge relay valve junction tees pressure line	1	DTD.323		C	
5841	E.A.2.73.1195	PIPE, assembly, between pressure gauge relay valve and air brake actuator junction tees pressure line	1	DTD.323		C	
981	EEAS.20/2DR	TAB, locking	16	L.72		C	
5259	EEAS.21/2ERH	WASHER, special	246	L.72		C	
	E.A.2.73.901	PIPES, HYDRAULIC, BETWEEN FRAME 13 AND MAIN SPAR FRAME 21, ASSEMBLY Spares for:—	—	—		—	
28F/9140973	AGS.1129/C	BANJO, body	2	—		C	
28F/9423229	AGS.1135/C	Attaching parts for AGS.1129/C:—					
28F/9429532	AGS.1186/C	Bolt, banjo	1	—		C	
		Seal, bonded	2	—		C	
	E.A.2.73.51	BRACKET, clamp and fan lead mounting	14	L.72		—	
	E.A.2.73.53	CLIP, half, mounting bracket	14	L.72		—	
		Attaching parts for E.A.2.73.51 and E.A.2.73.53:—					
28D/9436920	A25/1C	Bolt, 2 BA	2	—		C	
28M/9403520	A27/CP	Nut, 2 BA	2	—		C	
28W/1007983	AGS.162/C	Washer, 2 BA	2	—		C	
5526	EEAS.91/3	CLIP, pipe, double, 3/8" o/d.	1	L.16		C	
4965	EEAS.143/5	CLIP, pipe, 7/8" o/d.	8	L.72		C	
5260	EEAS.143/5H	CLIP, pipe, 1/2" o/d.	5	L.72		C	
5542	EEAS.143/6	CLIP, pipe, 3/4" o/d.	5	L.72		C	
20461	EEAS.143/8	CLIP, pipe, 1/2" o/d.	9	L.72		C	
17525	EEAS.143/10	CLIP, pipe, 1/2" o/d.	1	L.72		C	
17527	EEAS.143/12	CLIP, pipe, 3/8" o/d.	1	L.72		C	
5852	EEAS.143/16	CLIP, pipe, 7/8" o/d.	12	L.72		C	
28F/9720	AGS.1120//3	CONE, tee, unequal	1	—		C	
28F/9724	AGS.112/10	CONE, tee, unequal	1	—		C	
28F/9129085	AGS.1102/A	CONE, union body	2	—		C	
28F/8011883	AGS.1102/B	CONE, union body	4	—		C	
28F/9471001	AGS.1102/C	CONE, union body	2	—		C	
28F/1013401	AGS.1107/A	CONE, union reducing	2	—		C	
28F/9710	AGS.1107/E	CONE, union reducing	1	—		C	
28F/9726	AGS.1123/C	CONE, four-way	1	—		C	
30965	E.A.3.73.915	COUPLING, pipe (Mod. 2556 or 2559)	2	S.91		C	
795	E.A.1.73.255	FAIRLEAD, fuselage/wing frame 17, starboard (Pre-Mod. 1005) (S.O.O.)	1	LFS.21		C	
6512	E.A.2.73.881	FAIRLEAD	4	LFS.21		C	
6513	E.A.2.73.889	FAIRLEAD, forward of frame 17, port	1	LFS.21		C	
6514	E.A.2.73.895	FAIRLEAD	6	LFS.21		C	
6515	E.A.2.73.963	FAIRLEAD	5	LFS.21		C	
6516	E.A.2.73.969	FAIRLEAD	4	LFS.21		C	
6517	E.A.2.73.975	FAIRLEAD	5	LFS.21		C	
6518	E.A.2.73.981	FAIRLEAD, at main spar, starboard	1	LFS.21		C	

SERVICES
HYDRAULIC EQUIPMENT IN CENTRE FUSELAGE

Ref. No	Part No.	Description	No. off	Matl. Spec.	Cl. of Equip.		Plate No.
					M.R.	L.M.	
		1 2 3 4 5 6					
6519	E.A2.73.987	FAIRLEAD at frame 15, starboard	1	LFS.21		C	
6520	E.A6.73.65	FAIRLEAD , fuselage/wing forward of main spar	2	LFS.21		C	
11058	E.B7.73.131	FAIRLEAD , fuselage/wing, frame 17, starboard delivery and suction line (Mod. 1005) (S.O.O.)	1	LFS.21		C	
11057	E.B7.73.133	FAIRLEAD , fuselage/wing, frame 17, starboard pressure and return line (Mod. 1005) (S.O.O.)	1	LFS.21		C	
11056	E.B7.73.135	FAIRLEAD , fuselage/wing, forward of frame 17 Attaching parts for Fairleads:—	2	LFS.21		C	
28D/9133012	A25/3C	Bolt, 2 BA (As required)	QR	—		C	
28D/1011019	A25/8C	Bolt, 2 BA (As required)	QR	—		C	
28D/9140645	A25/10C	Bolt, 2 BA (As required)	QR	—		C	
28D/9140647	A25/14C	Bolt, 2 BA (As required)	QR	—		C	
28D/9453970	A25/15C	Bolt, 2 BA (As required)	QR	—		C	
28D/1011021	A25/16C	Bolt, 2 BA (As required)	QR	—		C	
28D/12517	A25/17C	Bolt, 2 BA (As required)	QR	—		C	
28M/9403520	A27/CP	Nut, 2 BA (As required)	QR	—		C	
28W/1007983	AGS.162/C	Washer (As required)	QR	—		C	
28W/9419402	SP.13/C	Washer (As required)	QR	—		C	
5K/3390	AS.3360/B3B	LEAD , bonding	10	—		C	
28F/9439897	AGS.1142/E	NIPPLE , adaptor	4	—		C	
28F/8011897	AGS.1142/F	NIPPLE , adaptor	1	—		C	
4607	E.A2.73.533	PIPE , assembly, from running coupling on main spar to fuselage running coupling aft of frame 20, return line starboard brake	1	DTD.323		C	
4609	E.A2.73.537	PIPE , assembly, from starboard 4-way piece aft of frame 20 to coupling port side of main spar, return line brake	1	DTD.323		C	
4610	E.A2.73.539	PIPE , assembly, from running coupling on main spar to running coupling on undercarriage spar return line, port (Pre-Mod. 1005) (S.O.O.)	1	L.56		C	
11060	E.B7.73.115	PIPE , assembly, from running coupling on main spar to running coupling on undercarriage spar return line, port (Mod. 1005) (S.O.O.)	1	DTD.323		C	
4606	E.A2.73.543	PIPE , assembly, from tee piece forward of frame 17, to 4-way piece aft of frame 20, return line, starboard	1	L.56		C	
3325	E.A2.73.903	PIPE , assembly, from coupling forward of main spar to coupling aft of frame 13, camera door's "closed" line, port	1	DTD.323		C	
3326	E.A2.73.905	PIPE , assembly, from coupling forward of main spar to coupling aft of frame 13, camera door's "open" line, port	1	DTD.323		C	
3327	E.A2.73.907	PIPE , assembly, from coupling forward of main spar to coupling aft of frame 13, hand pump pressure line, port	1	DTD.323		C	

SERVICES
HYDRAULIC EQUIPMENT IN CENTRE FUSELAGE

Ref. No	Part No	Description	No. off	Mtrl. Spec.	Cl. of Equip.	Plate No
					M.R. L.M.	
		1 2 3 4 5 6				
3342	E.A2.73.909	PIPE, assembly, from coupling forward of main spar to coupling aft of frame 13, port brake line	1	DTD.323	C	
3328	E.A2.73.911	PIPE, assembly, from 3-way connection forward of main spar to connection aft of frame 13, nosewheel "down" line, port	1	DTD.323	C	
3334	E.A2.73.913	PIPE, assembly, from 3-way coupling forward of main spar to wing connection main undercarriage "down" line, port	1	DTD.323	C	
3331	E.A2.73.915	PIPE, assembly, from coupling forward of main spar to 4-way piece aft of frame 17, main undercarriage, "up" line, port	1	DTD.323	C	
3349	E.A2.73.917	PIPE, assembly, from 4-way piece aft of frame 17, to wing connection, main undercarriage, "up" line, port	1	DTD.323	C	
3350	E.A2.73.919	PIPE, assembly, from 4-way piece aft of frame 17, to reducing adaptor forward of frame 17, nosewheel "up" line, port	1	DTD.323	C	
3329	E.A2.73.921	PIPE, assembly, from reducing adaptor forward of frame 17, to connection aft of frame 13, nosewheel "up" line, port	1	DTD.323	C	
3351	E.A2.73.923	PIPE, assembly, at frame 17, from 4-way piece on port side to running coupling for wing connection at starboard side main undercarriage "up" line	1	DTD.323	C	
3343	E.A2.73.925	PIPE, assembly, from running coupling forward of frame 17, to port wing coupling, engine driven pump suction line (Pre-Mod. 1005) (S.O.O.)	1	L.56	C	
6793	E.B7.73.93	PIPE, assembly, from running coupling forward of frame 17 to port wing coupling, engine driven pump suction line (Mod. 1005) (S.O.O.)	1	L.56	C	
3344	E.A2.73.927	PIPE, assembly, at frame 17, from running coupling on port side to tee piece on starboard side, port engine driven pump suction line	1	L.56	C	
3345	E.A2.73.929	PIPE, assembly, from tee piece forward of frame 17, to running coupling for starboard wing connection, engine driven pump suction line (Pre-Mod. 1005) (S.O.O.)	1	L.56	C	
6794	E.B7.73.95	PIPE, assembly, from tee piece forward of frame 17, to running coupling for starboard wing connection, engine driven pump suction line (Mod. 1005) (S.O.O.)	1	L.56	C	
3337	E.A2.73.939	PIPE, assembly, from coupling aft of frame 17, to starboard wing coupling pressure line (Pre-Mod. 1005) (S.O.O.)	1	DTD.323	C	

SERVICES
HYDRAULIC EQUIPMENT IN CENTRE FUSELAGE

Ref. No.	Part No.	Description	No. off	Matl. Spec.	Cl. of Equip.			Plate No.
					M.R.	L.M.		
		1 2 3 4 5 6						
6797	E.B7.73.101	PIPE, assembly, from coupling aft of frame 17, to starboard wing coupling pressure line (Mod. 1005) (S.O.O.)	1	DTD.323			C	
3353	E.A2.73.943	PIPE, assembly, from starboard wing coupling to tee piece forward of frame 17, return line (Pre-Mod. 1005) (S.O.O.)	1	L.56			C	
6798	E.B7.73.103	PIPE, assembly, from starboard wing coupling to tee piece forward of frame 17, return line (Mod. 1005) (S.O.O.) (Pre-Mod. 2128)	1	L.56			C	
25649	E.B7.73.247	PIPE, assembly, from starboard wing coupling to tee piece forward of frame 17, return line (Mod. 2128 with 1005) (S.O.O.)	1	DTD.323			C	
3335	E.A2.73.945	PIPE, assembly, from tee piece forward of frame 17 to coupling aft of frame 13, return line, starboard	1	DTD.323			C	
3228	E.A2.73.947	PIPE, assembly, from coupling aft of frame 21 to starboard wing coupling, main undercarriage, "down" line	1	DTD.323			C	
3340	E.A2.73.949	PIPE, assembly, from coupling aft of frame 20 to starboard wing coupling brake line	1	DTD.323			C	
3339	E.A2.73.951	PIPE, assembly, from coupling forward of frame 17 to coupling aft of frame 20, starboard brake line	1	DTD.323			C	
3338	E.A2.73.953	PIPE, assembly, from coupling aft of frame 13 to coupling forward of frame 17, starboard brake line	1	DTD.323			C	
3336	E.A2.73.955	PIPE, assembly, from coupling aft of frame 13 to tee piece forward of frame 17, suction line, starboard	1	DTD.323			C	
3341	E.A2.73.957	PIPE, assembly, from coupling forward of main spar, to port brake wing connection (Pre-Mod. 1005) (S.O.O.)	1	DTD.323			C	
11059	E.B7.73.113	PIPE, assembly, from coupling forward of main spar, to port brake wing connection (Mod. 1005) (S.O.O.)	1	DTD.323			C	
3352	E.A2.73.959	PIPE, assembly, from coupling at frame 17 to starboard wing coupling, main undercarriage "up" line	1	DTD.323			C	
5862	E.A2.73.1157	PIPE, assembly, from coupling between frames 13 and 14, to coupling forward of main spar, pressure line to hydraulic gauge, port	1	DTD.323			C	
5864	E.A2.73.1185	PIPE, assembly, from 4-way piece aft of frame 20, to coupling aft of frame 21, return line, starboard	1	L.56			C	
5865	E.A2.73.1187	PIPE, assembly, from running coupling aft of frame 17, to running coupling aft of frame 21, pressure line, starboard	1	DTD.323			C	

SERVICES
HYDRAULIC EQUIPMENT IN CENTRE FUSELAGE

Ref. No	Part No.	Description	No. off	Matl. Spec.	Cl. of Equip.		Plate No
					M.R.	L.M.	
		1 2 3 4 5 6					
30968	E.A2.73.1261	PIPE, assembly, from coupling forward of frame 17, to port wing connection, engine driven pump delivery line (Mod. 2556) (without Mod. 1005) (S.O.O.)	1	DTD.323		C	
37337	E.B7.73.379	PIPE, assembly, from coupling forward of frame 17, to port wing connection, engine driven pump delivery line (Mod. 2556 or 2559 with Mod. 1005) (S.O.O.)	1	DTD.743		C	
30969	E.A2.73.1263	PIPE, assembly, between couplings on frame 17, to port engine driven pump delivery line (Mod. 2556 or 2559)	1	DTD.743		C	
30970	E.A2.73.1267	PIPE, assembly, from coupling forward of frame 17, to coupling starboard side, port engine driven pump delivery line (Mod. 2556 without Mod. 1005) (S.O.O.)	1	DTD.743		C	
30985	E.B7.73.373	PIPE, assembly, from coupling forward of frame 17, to coupling starboard side, port engine driven pump delivery line (Mod. 2556 or 2559 with Mod. 1005) (S.O.O.)	1	DTD.743		C	
28F/12076	AGS.1114/C	SLEEVE, screwed, flanged, bulkhead	2	—		C	
		Attaching parts for AGS.1114/C:—					
28D/9436920	A25/1C	Bolt, 2 BA	6	—		C	
28M/9403520	A27/CP	Nut, 2 BA	6	—		C	
28W/1007983	AGS.162/C	Washer	6	—		C	
28F/11736	AGS.1115/5	Washer, plate	1	—		C	
980	EEAS.20/1DR	TAB, locking	4	—		C	
28F/9877	AGS.1103/E	UNION, body	1	—		C	
28F/12960	AGS.1125/4	UNION, cone 4-way, unequal	7	—		C	
28F/12670	AGS.1121/5	UNION, tee, unequal	1	—		C	
5259	EEAS.21/2ERH	WASHER, special	30	L.72		C	
	E.A2.73.961	PIPES, HYDRAULIC, BETWEEN FRAMES 29 AND 35, ASSEMBLY	—	—		—	
		Spare parts for:—					
3413	EEAS.91/4	CLIP, pipe, double, 3/8" o/d.	3	L.72		C	
2164	EEAS.112/5	CLIP, pipe, single, 3/8" o/d.	14	L.16		C	
6346	EEAS.98/1	LUG, 18 SWG	1	L.72		C	
6347	EEAS.98/2	LUG, 18 SWG	1	L.72		C	
2318	E.A2.73.343	PIPE, assembly, from coupling aft of frame 29, to operating jack flexible hose coupling rear camera doors, "open" line	1	DTD.323		C	
2319	E.A2.73.345	PIPE, assembly, from coupling aft of frame 29, to operating jack flexible hose coupling, rear camera doors, "closed" line	1	DTD.323		C	
2326	E.A2.73.359	PIPE, assembly, from coupling at frame 29, to coupling forward of frame 31B, aft camera doors, "open" line	1	DTD.323		C	

SERVICES
HYDRAULIC EQUIPMENT IN CENTRE FUSELAGE

Ref. No	Part No.	Description	No. off	Matl. Spec	Cl. of Equip		Plate No.
					M.R.	L.M.	
		1 2 3 4 5 6					
2327	E.A2.73.361	PIPE, assembly, from coupling at frame 29, to coupling forward of frame 31B, aft camera doors, "closed" line	1	DTD.323		C	
2328	E.A2.73.363	PIPE, assembly, from coupling forward of frame 31B, to port inboard diaphragm flexible hose connection, aft camera doors, "open" line	1	DTD.323		C	
2329	E.A2.73.365	PIPE, assembly, from coupling forward of frame 31B, to port inboard diaphragm flexible hose connection, aft camera doors "closed" line	1	DTD.323		C	
981	EEAS.20/2DR	TAB, locking	8	—		C	
5259	EEAS.21/2ERH	WASHER, special	20	L.72		C	

Ref. No	Part No	Description						No. off	Matl. Spec.	Cl. of Equip.	Plate No
		1	2	3	4	5	6			M.R. L.M.	

~~3853~~
Pages ~~85~~ to 860 not issued
~~85~~



SERVICES
HYDRAULIC EQUIPMENT IN CENTRE FUSELAGE

Ref. No.	Part No.	Description	No. off	Matl. Spec.	Cl. of Equip.	Plate No.
					M.R. L.M.	
		1 2 3 4 5 6				
SUMMARY OF STOCK ITEMS USED ON HYDRAULIC EQUIPMENT IN CENTRE FUSELAGE, ASSEMBLY						
28F/8011809	AGS.1104/B	Adaptor, cone, 1/4" BSP				C
28F/9140971	AGS.1104/C	Adaptor, cone, 3/8" BSP				C
28F/9439107	AGS.1105/F	Adaptor, cone, 1/2" BSP				C
28F/9429085	AGS.1102/A	Body, cone, union				C
28F/8011883	AGS.1102/B	Body, cone, union, 1/4" BSP				C
28F/9471001	AGS.1102/C	Body, cone, union, 3/8" BSP				C
28F/9439765	AGS.1102/D	Body, cone, union				C
28F/9877	AGS.1103/E	Body, union, 5/8" BSP				C
28F/1011798	AGS.1103/F	Body, union				C
28F/9439766	AGS.1106/C	Body, union, 3/8" BSP				C
28F/11852	AGS.1111/A	Body, union, 5/8" BSP				C
28F/1013402	AGS.1111/B	Body, union, flanged, 1/2" BSP				C
28F/9714	AGS.1111/C	Body, union, flanged, 3/4" BSP				C
28F/11231	AGS.1111/D	Body, union, flanged				C
28F/9157486	AGS.1112/F	Body, union				C
28F/9140973	AGS.1129/C	Body, banjo, single end, 1/2" BSP				C
28F/9423243	AGS.1132/F	Body, banjo, single end, 3/4" BSP				C
28D/1010658	A25/1B	Bolt, 4 BA				C
28D/1008149	A25/2B	Bolt, 4 BA				C
28D/12628	A25/18B	Bolt, 4 BA				C
28D/9436920	A25/1C	Bolt, 2 BA				C
28D/9133011	A25/2C	Bolt, 2 BA				C
28D/9133012	A25/3C	Bolt, 2 BA				C
28D/12533	A25/5C	Bolt, 2 BA				C
28D/1010030	A25/7C	Bolt, 2 BA				C
28D/1011019	A25/8C	Bolt, 2 BA				C
28D/9140644	A25/9C	Bolt, 2 BA				C
28D/9140645	A25/10C	Bolt, 2 BA				C
28D/9435710	A25/11C	Bolt, 2 BA				C
28D/9419397	A25/12C	Bolt, 2 BA				C
28D/9140647	A25/14C	Bolt, 2 BA				C
28D/9453970	A25/15C	Bolt, 2 BA				C
28D/1011021	A25/16C	Bolt, 2 BA				C
28D/12517	A25/17C	Bolt, 2 BA				C
28D/1008151	A25/4E	Bolt, 1/2" BSF				C
28D/1011240	A25/5E	Bolt, 1/2" BSF				C
28D/1011254	A25/2G	Bolt, 5/8" BSF				C
28D/13283	A28/2C	Bolt, 2 BA				C
28D/13284	A28/3C	Bolt, 2 BA				C
28D/13598	A28/17C	Bolt, 2 BA				C
28D/13217	A28/16E	Bolt, 1/2" BSF				C
28F/9423229	AGS.1135/C	Bolt, banjo, 5/8" BSP				C
28F/9423233	AGS.1135/F	Bolt, banjo, 1/2" BSP				C
28F/9726	AGS.1123/C	Cone, 4-way piece				C
28F/12960	AGS.1125/4	Cone, 4-way piece				C
28F/1013599	AGS.1142/A	Nipple, adaptor, 3/8" o/d.				C
28F/8011885	AGS.1142/B	Nipple, adaptor, 1/2" o/d.				C
28F/8011896	AGS.1142/C	Nipple, adaptor, 3/4" o/d.				C
28F/9439897	AGS.1142/E	Nipple, adaptor, 1/2" o/d.				C
28F/8011897	AGS.1142/F	Nipple, adaptor, 1/2" o/d.				C
28F/10772	AGS.1170/E	Nipple, adaptor, 3/8" o/d.				C

SERVICES
HYDRAULIC EQUIPMENT IN CENTRE FUSELAGE

Ref. No.	Part No.	Description						No. off	Matl. Spec.	Cl. of Equip. M.R. L.M.	Plate No
		1	2	3	4	5	6				
28M/9403519	A27/BP	Nut.	4	BA		C	
28M/9403520	A27/CP	Nut.	2	BA		C	
28M/12928	A27/EP	Nut.	1/2"	BSF		C	
28M/1011467	A27/ES	Nut.	1/2"	BSF		C	
28M/13324	A29/CP	Nut.	2	BA		C	
28M/13376	A29/EP	Nut.	1/2"	BSF		C	
28M/10297	AGS.2001/B/2	Nut.	stiff.	2	BA		C	
28M/10288	AGS.2001/C/1	Nut.	stiff.	2	BA		C	
28M/9436836	AGS.2001/C/2	Nut.	stiff.	2	BA		C	
28M/10327	AGS.2002/B/1	Nut.	stiff.	4	BA		C	
28M/8932	CD.1	Nut.	plate.	2	BA		C	
28P/9429528	SP.9/C8	Pin.	split.	1/8"	x 1"	long		C	
28F/9152415	AGS.1115/1	Plate.	washer		C	
28F/9128928	AGS.1115/2	Plate.	washer		C	
28F/11492	AGS.1115/3	Plate.	washer		C	
28F/9128929	AGS.1115/4	Plate.	washer		C	
28F/11736	AGS.1115/5	Plate.	washer		C	
28F/10603	AGS.1115/6	Plate.	washer		C	
28F/11491	AGS.1115/8	Plate.	washer		C	
28S/1200033	A31/B24	Screw.	4	BA		C	
28F/9128943	AGS.1114/2	Sleeve.	flanged	bulkhead.	screwed		C	
28F/10782	AGS.1118/A	Tee.	cone.	1/2"	o/d.		C	
28F/9476124	AGS.1118/C	Tee.	cone.	1/2"	o/d.		C	
28F/9463543	AGS.1120/1	Tee.	cone.	1/2"	BSP		C	
28F/9720	AGS.1120/3	Tee.	cone.	1/2"	BSP		C	
28F/9463542	AGS.1120/6	Tee.	cone.	1/2"	BSP		C	
28F/9724	AGS.1120/10	Tee.	cone.	1/2"	BSP		C	
28F/13290	AGS.1120/11	Tee.	cone		C	
28F/12670	AGS.1121/5	Tee.	union		C	
28F/1013401	AGS.1107/A	Union	reducing	cone		C	
28F/9710	AGS.1107/E	Union	reducing	cone		C	
28F/9423243	AGS.1132/F	Union.	body		C	
28W/9419465	SP.13/B	Washer		C	
28W/9419402	SP.13/C	Washer		C	
28W/9418921	SP.13/E	Washer		C	
28W/9419475	SP.15/C	Washer		C	
28W/9419487	SP.16/E	Washer		C	
28W/9416642	SP.47/B	Washer		C	
28W/9416632	SP.47/C	Washer		C	
28W/9416644	SP.47/E	Washer		C	
28W/1007983	AGS.162/C	Washer		C	
28W/3099	AGS.162/D	Washer		C	
28F/8014021	AGS.1138/B	Washer.	jointing		C	
28F/9649	AGS.1138/C	Washer.	jointing		C	
28F/9129566	AGS.1138/F	Washer.	jointing		C	

NOTE:— Pages 863 and 864
Not issued

SERVICES
HYDRAULIC EQUIPMENT IN PORT WING

Ref. No.	Part No.	Description	No. off	Matl. Spec.	Cl. of Equip.	Plate No.
					M.R. L.M.	
		1 2 3 4 5 6				
	E.A2.73.337	HYDRAULIC EQUIPMENT IN PORT WING, ASSEMBLY	—	—	—	
	—	Consisting of:— HYDRAULIC EQUIPMENT CIRCUIT, ASSEMBLY (E.A2.73.181)	—	—	—	
	—	Spares for:—				
	LOCKHEED AVA.50E	COUPLING, GROUP, AVERY	1	—	—	
	—	Consisting of:—				
27BA/8751	AVA.55E	FLANGE, half	1	—	B	
27BA/8769	AVA.62E	NUT, tube	1	—	B	
27BA/8744	AVA.54E	UNION, half	1	—	B	
	LOCKHEED AVA.52C	COUPLING, GROUP, AVERY	1	—	—	
	—	Consisting of:—				
27BA/8762	AVA.58C	FLANGE, half	1	—	B	
27BA/8767	AVA.62C	NUT, tube	1	—	B	
27BA/8760	AVA.57C	UNION, half	1	—	B	
	DOWTY					
27Q/1832	07016Y.CO1	JACK, operating flap (Mod. 2380) (For spares see A.P.4515B, Vol. 3)	2	—	A	
	DOWTY					
27Q/1833	07017Y.CO1	JACK, undercarriage (Mod. 2380) (For spares see A.P.4515B, Vol. 3)	1	—	A	
	DOWTY					
27Q/1836	08246Y.CO1	JACK, undercarriage door (Mod. 2379) (For spares see A.P.4515B, Vol. 3)	1	—	A	
	E.B6.73.221	JACK, FOR AIR BRAKE, ASSEMBLY (MOD. 1276)	1	—	—	
	—	Consisting of:—				
27BM/159	MESSIER 5232	JACK, assembly (For spares see A.P.4515A, Vol. 3, Pt. 1, Sect. 2)	1	—	A	
	1642	NUT, special	1	S.11	C	
	1641	WASHER, tab	1	DTD.171	C	
	DUNLOP					
27VA/3619	4/W3/101/8/8 22.4	PIPE, flexible, wheel brake	1	—	B	
	DUNLOP					
27VA/3621	4/W3/101/8/8 63	PIPE, flexible, wheel brake	1	—	B	
	DUNLOP					
27VA/3617	4/W3/101/8/8 14	PIPE, flexible, undercarriage door, "open" line ...	1	—	B	
	DUNLOP					
27VA/3618	4/W3/101/8/8 18	PIPE, flexible, undercarriage door, "closed line ...	1	—	B	
	DUNLOP					
27VA/3625	6/W3/101/8/8 25	PIPE, flexible, undercarriage "down"	1	—	B	
	DUNLOP					
27VA/3624	6/W3/101/8/8 18	PIPE, flexible, undercarriage "up"	1	—	B	
	DUNLOP					
27VA/3659	10/W3/121/8/10 40	PIPE, flexible, engine driven pump	1	—	B	
	DUNLOP					
27VA/5298	6/W3/102/8/10 40	PIPE, flexible engine driven pump (Mod. 2132) ...	1	—	B	
	LOCKHEED					
37J/264	AIR.41000	PUMP, engine driven (For spares see A.P.4151N, Vol. 3) (Pre-Mod. 2335)	1	—	A	

SERVICES
HYDRAULIC EQUIPMENT IN PORT WING

Ref. No.	Part No.	Description	No. off	Macl. Spec.	Cl. of Equip.		Plate No.
					M.R.	L.M.	
		1 2 3 4 5 6					
37J/266	LOCKHEED AIR.68000	PUMP , engine driven (Mod. 2335)	1	—		A	
27Q/919	DOWTY D.3371Y/ME	VALVE , restrictor (Pre-Mod.3937)	1	—		A	
27Q/70289	DOWTY O.3371Y/BO1	VALVE , restrictor, (Mod. 3937)	1	—		A	
27Q/1961	DOWTY C.8697Y/Mk. A	VALVE , thermal relief (Mod. 3749)	1	—		A	
27Q/1216	DOWTY C.4603Y/Mk. E	VALVE , thermal relief (Mod. 1266)	2	—		A	
28Y/15486	H. P. COMPS A58	VALVE , inflation	1	—		B	
27Q/1506	DOWTY 6209Y	VALVE , restrictor, undercarriage door jack (Mod. 1433) (Pre-Mod. 3937)	1	—		A	
7Q/70291	DOWTY O.6209Y/BO1	VALVE , restrictor, undercarriage door jack (Mod. 3937)	1	—		A	
27Q/775	DOWTY D.401Y/K	VALVE , sequence, undercarriage door (For spares see A.P.4515B and E. Vol. 3)	1	—		A	
27Q/776	DOWTY D.401Y/L	VALVE , sequence, undercarriage (For spares see A.P.4515B and E. Vol. 3)	1	—		A	
27Q/1152	DOWTY C.6790Y/Mk. A	VALVE , transfer undercarriage jack	1	—		A	
	E.A.2.73.35	PIPES, HYDRAULIC IN WING, LEADING EDGE, ASSEMBLY	—	—		—	
		Spares for:—					
881	E.A.1.73.191	BOLT , special, banjo, fitting at Lockheed hydraulic pump	1	S.11		C	
882	E.A.1.73.193	BOLT , special, banjo, fitting at Lockheed hydraulic pump	1	S.11		C	
5348	EEAS.143/8H	CLIP , pipe, bonding, 1/2" o/d.	1	L.72		C	
5523	EEAS.143/23H	CLIP , pipe, bonding, 1/2" o/d.	1	L.72		C	
30965	E.A.3.73.915	COUPLING , pipe (Mod. 2556)	1	S.91		C	
883	E.A.1.73.197	FAIRLEAD , for hydraulic pipes at wing rib 1 ...	1	LFS.21		C	
6886	E.B.7.73.105	FAIRLEAD , at diaphragm, between ribs 2 and 3 for flexible suction and delivery pipes	1	LFS.21		C	
6885	E.A.2.73.1199	FAIRLEAD , at diaphragm, between ribs 2 and 3 for flexible suction and delivery pipes	1	LFS.21		C	
886	E.A.1.73.189	FITTING , banjo body, special connection for flexible hose at Lockheed hydraulic pump	1	L.40		C	
885	E.A.1.73.247	FITTING , banjo body, special connection for flexible hose at Lockheed hydraulic pump (Pre-Mod. 2701)	1	L.40		C	
37585	E.A.1.73.403	FITTING , banjo body, special connection for flexible hose at Lockheed hydraulic pump (Mod. 2701)	1	—		C	

SERVICES
HYDRAULIC EQUIPMENT IN PORT WING

Ref. No.	Part No.	Description	No. off	Matl. Spec.	Cl. of Equip.	Plate No.
					M.R. L.M.	
		1 2 3 4 5 6				
30971	E.A2.73.1259	PIPE, assembly, from running joint at wing to fuselage, connection to hydraulic pump, flexible connection, delivery line (Mod. 2556)	1	DTD.743	C	
2456	E.A2.73.35B	PIPE, assembly, from running joint at wing to fuselage, connection to hydraulic pump, flexible connection suction line	1	DTD.323	C	
981	EEAS.20/2DR	TAB, locking, 20 SWG	4	L.72	C	
5259	EEAS.21/2ERH	WASHER, special	2	L.72	C	
	E.B7.73.207	PIPES, HYDRAULIC, IN WING LEADING EDGE ASSEMBLY (MOD. 1783) (S.O.O.) Spares for:—	—	—	—	
	E.A9.20.3259	BRACKET, assembly, fairlead on intercostal, between ribs 2 and 3	1	—	—	
12436	E.A9.73.165	CLIP, pipe, flexible, between ribs 2 and 3 Attaching parts for E.A9.73.165:—	1	—	C	
28D/12814	A25/29E	Bolt, 1/4" BSF	2	—	C	
28M/10290	AGS.2001/E/1	Nut, 1/4" BSF	2	—	C	
22804	E.A9.73.167	Washer	1	L.72	C	
22805	E.A9.73.168	Washer	1	L.72	C	
5348	EEAS.143/8H	CLIP, pipe, bonding, 3/8" o/d.	1	L.72	C	
6905	EEAS.143/19H	CLIP, pipe	1	L.72	C	
5523	EEAS.143/23H	CLIP, pipe, bonding, 5/8" o/d.	2	L.72	C	
30965	E.A3.73.915	COUPLING, pipe, delivery line (Mod. 2559)	1	S.91	C	
22789	E.A9.73.93	FAIRLEAD, rear, between ribs 2 and 3 for flexible pipes Attaching parts for E.A9.73.93:—	2	LFS.21	C	
28D/8017157	A25/25C	Bolt, 2 BA	4	—	C	
28M/10288	AGS.2001/C/1	Nut, 2 BA	4	—	C	
28W/9419402	SP.13/C	Washer	4	—	C	
22802	E.A9.73.163	FAIRLEAD, forward, between ribs 2 and 3 for flexible pipes Attaching parts for E.A9.73.163:—	1	LFS.21	C	
28D/7002428	A25/6C	Bolt, 2 BA	4	—	C	
28W/9419402	SP.13/C	Washer	4	—	C	
886	E.A1.73.189	FITTING, banjo body, for flexible hose at hydraulic pump, delivery line Attaching parts for E.A1.73.189:—	1	L.40	C	
882	E.A1.73.193	Bolt, banjo	1	S.11	C	
28F/9648	AGS.1138/BB	Washer, jointing	2	—	C	
885	E.A1.73.247	FITTING, banjo body, for flexible hose at hydraulic pump suction line (Pre-Mod. 2701)	1	L.40	C	
37585	E.A1.73.403	FITTING, banjo body, for flexible hose at hydraulic pump suction line (Mod. 2701) Attaching parts for E.A1.73.247 and E.A1.73.403:—	1	—	C	
881	E.A1.73.191	Bolt, banjo	1	S.11	C	
28F/1018392	AGS.1138/CC	Washer, jointing	2	—	C	

SERVICES
HYDRAULIC EQUIPMENT IN PORT WING

Ref. No.	Part No.	Description	No. off	Matl. Spec.	Cl. of Equip.		Plate No.
					M.R.	L.M.	
		1 2 3 4 5 6					
5K/3372	AS.3360/BSC	LEAD, bonding	4	—		C	
28F/8011896	AGS.1142/C	NIPPLE, adaptor	1	—		C	
28F/9439897	AGS.1142/E	NIPPLE, adaptor	3	—		C	
6907	E.B7.73.89	PIPE, assembly, from inboard coupling to coupling at rib 1, suction line	1	DTD.323		C	
6908	E.B7.73.117	PIPE, assembly, between couplings ribs 1 and 2, suction line	1	L.56		C	
30984	E.B7.73.375	PIPE, assembly, from inboard coupling to coupling at rib 1, delivery line (Mod. 2559)	1	DTD.743		C	
30986	E.B7.73.377	PIPE, assembly, between couplings ribs 1 and 2, delivery line (Mod. 2559)	1	DTD.743		C	
980	EEAS.20/1DR	TAB, locking	2	L.72		C	
981	EEAS.20/2DR	TAB, locking	2	L.72		C	
30967	E.A3.73.907	UNION, body, flanged bulkhead, pressure line (Mod. 2559)	1	S.91		C	
28F/9476128	AGS.1112/E	UNION, body, flanged bulkhead, suction line	1	—		C	
28D/9133011	A25/2C	Attaching parts for E.A3.73.907 and AGS.1112/E:—					
28M/10288	AGS.2001/C/1	Bolt, 2 BA	6	—		C	
28F/9128929	AGS.1115/4	Nut, 2 BA	6	—		C	
28F/8872	AGS.1115/7	Washer, plate (Delivery line)	1	—		C	
28W/9419402	SP.13/C	Washer, plate (Suction line)	1	—		C	
		Washer	6	—		C	
28F/9877	AGS.1103/E	UNION, body	1	—		C	
9763	E.A3.73.55	WASHER	4	—		C	
5259	EEAS.21/2ERH	WASHER	2	L.72		C	
	E.A1.73.91	PIPES, HYDRAULIC, FLAP JACK, ASSEMBLY	—	—		—	
		Spares for:—					
1880	EEAS.91/1	CLIP, pipe, double, 3/4" o/d.	11	L.16		C	
5258	EEAS.143/6H	CLIP, pipe, 1/2" o/d., bonding	4	L.72		C	
1242	E.A3.73.773	CLIP, pipe, double, 1/2" o/d.	3	L.72		C	
859	E.A1.73.93	FAIRLEAD, at inboard wing rib 7	1	BSS.216		C	
860	E.A1.73.91A	PIPE, assembly, from running joint between inboard wing ribs 1 and 2 to inboard flap jack tee, "down" line	1	DTD.323		C	
861	E.A1.73.91B	PIPE, assembly, from running joint between inboard wing ribs 1 and 2 to inboard flap jack tee "up" line	1	DTD.323		C	
862	E.A1.73.91C	PIPE, assembly, from tee to inboard flap jack connection, "down" line	1	DTD.323		C	
863	E.A1.73.91D	PIPE, assembly, from tee to inboard flap jack connection "up" line	1	DTD.323		C	
864	E.A1.73.91E	PIPE, assembly, from inboard flap jack tee to running joint at wing rib 7, "down" line	1	DTD.323		C	
865	E.A1.73.91F	PIPE, assembly, from inboard flap jack tee to running joint at inboard wing rib 7, "up" line	1	DTD.323		C	

SERVICES
HYDRAULIC EQUIPMENT IN PORT WING

Ref. No.	Part No.	Description	No. off	Matl. Spec.	Cl. of Equip.	Plate No.
					M.R. L.M.	
		1 2 3 4 5 6				
866	E.A1.73.91G	PIPE, assembly, from running coupling at inboard wing rib 7, over engine bay to running coupling at outboard wing rib 2A, operating jack "up" connection	1	DTD.323	C	
867	E.A1.73.91H	PIPE, assembly, from running coupling at inboard wing rib 7, over engine bay to running coupling at outboard wing rib 2A, operating jack "down" connection	1	DTD.323	C	
868	E.A1.73.91J	PIPE, assembly, from running coupling at outboard wing rib 2A, to outboard flap jack "up" connection	1	DTD.323	C	
869	E.A1.73.91K	PIPE, assembly, from running coupling at outboard wing rib 2A to outboard flap jack "down" connection	1	DTD.323	C	
5259	EEAS.21/2ERH	WASHER, special	18	L72	C	
	E.A1.73.281	PIPES, HYDRAULIC, FOR AIR BRAKE CENTRE WING, ASSEMBLY Spares for:—	—	—	—	
5258	EEAS.143/6H	CLIP, pipe, single, 1/4" o/d., bonding	14	L72	C	
931	E.A1.73.281A	PIPE, assembly, air brake continuation between wing and fuselage, and running coupling at centre wing ribs 3 and 4, "up" line	1	DTD.323	C	
932	E.A1.73.281B	PIPE, assembly, air brake continuation between wing and fuselage, and running coupling at centre wing ribs 3 and 4, "out" position	1	DTD.323	C	
1636	E.A1.73.281E	PIPE, assembly, from running coupling between ribs 3 and 4, to running coupling between ribs 6 and 7 centre wing, "in" position	1	DTD.323	C	
1637	E.A1.73.281F	PIPE, assembly, from running coupling between ribs 3 and 4 to running coupling between ribs 6 and 7, centre wing, "out" position	1	DTD.323	C	
5259	EEAS.21/2ERH	WASHER, special	15	L72	C	
	E.A1.73.283	PIPES, HYDRAULIC, FOR AIR BRAKE OUTER WING, ASSEMBLY Spares for:—	—	—	—	
5258	EEAS.143/6H	CLIP, pipe, single, 1/4" o/d., bonding	18	L72	C	
939	E.A1.73.283C	PIPE, assembly, air brake continuation from running coupling between outer wing ribs 1 and 2A, to running coupling between outer wing ribs 2 and 2B, "in" position	1	DTD.323	C	
940	E.A1.73.283D	PIPE, assembly, air brake continuation from running coupling between outer wing ribs 1 and 2A, to running coupling between outer wing ribs 2 and 2B, "out" position	1	DTD.323	C	

SERVICES
HYDRAULIC EQUIPMENT IN PORT WING

Ref. No.	Part No.	Description						No. off	Matl. Spec.	Cl. of Equip. M.R. L.M.	Plate No.
		1	2	3	4	5	6				
941	E.A1.73.283E	PIPE, assembly, air brake continuation from running coupling between outer wing ribs 2 and 2B, and outer wing ribs 3 and 3A, "in" position						1	DTD.323	C	
942	E.A1.73.283F	PIPE, assembly, air brake continuation from running coupling between outer wing ribs 2 and 2B, and outer wing ribs 3 and 3A, "out" position						1	DTD.323	C	
943	E.A1.73.283G	PIPE, assembly, air brake continuation from coupling between outer wing ribs 3A and 3, to operating jack, coil pipe connection, "out" position						1	DTD.323	C	
944	E.A1.73.283H	PIPE, assembly, air brake continuation from coupling between outer wing ribs 3A and 3, to operating jack, coil pipe connection, "in" position						1	DTD.323	C	
1983	E.A1.73.283J	PIPE, assembly, air brake continuation from coupling between outer wing ribs 1 and 2A, to running coupling forward of frame 7, "out" position						1	DTD.323	C	
1984	E.A1.73.283K	PIPE, assembly, air brake continuation from coupling between outer wing ribs 1 and 2A, to running coupling forward of frame 7, "in" position						1	DTD.323	C	
5259	EEAS.21/2ERH	WASHER, special						20	L.72	C	
	E.A1.73.285	PIPES, HYDRAULIC, FOR AIR BRAKES ON OUTER WING RIB 3, ASSEMBLY Spares for:—						—	—	—	
5258	EEAS.143/6H	CLIP, pipe, single, 1/4" o/d., bonding						2	L.72	C	
5242	E.A3.73.831	PIPE, coil, assembly, from connection at bracket on rib 3 to air brake hydraulic operating jack, "in" position						1	DTD.477	C	
5244	E.A3.73.833	PIPE, coil, assembly, from connection at bracket on rib 3 to air brake hydraulic operating jack, "out" position						1	DTD.477	C	
5259	EEAS.21/2ERH	WASHER, special						4	L.72	C	
	E.A3.73.311	PIPES, HYDRAULIC, ON FIXED FAIRING, ASSEMBLY (MOD. 3) Spares for:—						—	—	—	
1875	E.A3.73.601	ADAPTOR, special, charging valve and test gauge						1	—	C	
2457	E.A3.73.635	BRACKET, special, pipe, mounting						1	L.72	C	
2165	EEAS.112/6	CLIP, pipe, single, 1/4" o/d.						1	L.16	C	
2162	EEAS.112/24	CLIP, pipe, single, 3/8" o/d.						1	L.16	C	
1743	E.A3.73.573	PIPE, assembly, between flexible pipe brackets on fairing						1	DTD.323	C	
1876	E.A3.73.599	TEE piece, test gauge and charging valve						1	DTD.683	C	

SERVICES
HYDRAULIC EQUIPMENT IN PORT WING

Ref. No.	Part No.	Description	No. off	Matl. Spec.	Cl. of Equip.		Plate No.
					M.R.	L.M.	
	E.A3.73.815	PIPES, HYDRAULIC, ON FUSELAGE SIDE WHEEL WELL BAY, ASSEMBLY	—	—	—		
		Spares for:—					
911	E.A1.73.277	BOLT , special, banjo fitting, variable flow valve pipe connection	1	S.11	C		
5348	EEAS.143/8H	CLIP , pipe, single, 3/8" o/d., bonding	5	L.72	C		
737	E.A1.73.179	CLIP , pipe, flexible, 1/4" o/d.	1	L.72	C		
5526	EEAS.91/3	CLIP , pipe, double, 3/8" o/d.	3	L.72	C		
912	E.A1.73.183	FITTING , right angle, banjo body, special, connection for undercarriage door jack, and sequence valve connections	1	DTD.423	C		
913	E.A3.73.551	PIPE , assembly, from special banjo connection at undercarriage door jack, hose to variable flow valve tee piece "up" line	1	DTD.323	C		
914	E.A3.73.553	PIPE , assembly, from door sequence valve, to transfer valve pipe coupling at wing main spar, "closed" line	1	DTD.323	C		
916	E.A3.73.585	PIPE , assembly, from tee piece to variable flow valve undercarriage door jack, "up" line	1	DTD.323	C		
20998	E.A3.73.855	PIPE , assembly, from variable flow valve to undercarriage jack hose connection, "up" line (Mod. 1464)	1	DTD.323	C		
5524	E.A3.73.817	PIPE , assembly, from 4-way piece at main spar to sequence valve undercarriage door jack, "closed" line	1	DTD.323	C		
5525	E.A3.73.819	PIPE , assembly, from variable flow valve tee piece to thermal relief and transfer valve tee piece, "closed" line	1	DTD.323	C		
5259	EEAS.21/2ERH	WASHER , special	5	L.72	C		
	E.A3.73.821	PIPES, HYDRAULIC, ON MAIN SPAR UNDER-CARRIAGE BAY, ASSEMBLY	—	—	—		
		Spares for:—					
	E.A1.73.10	BRACKET , flexible pipe, rib C, u/c "up" line	1	—	—		
	E.A1.70.71	BRACKET , flexible pipe, rib B, brake line	1	—	—		
9772	E.A3.73.789	BRACKET , flexible pipe, rib B, u/c "down" line	1	—	C		
16489	E.A3.73.793	BRACKET , transfer valve, rib B	1	—	C		
		Attaching parts for E.A1.73.10, E.A1.70.71, E.A3.73.789 and E.A3.73.793:—					
28D/9436920	A25/1C	Bolt, 2 BA	4	—	C		
28M/9403520	A27/CP	Nut, 2 BA	4	—	C		
28W/1007983	AGS.162/C	Washer	4	—	C		
829	E.A1.73.181	CLIP , for thermal relief valve and flexible pipe (Mods. 1266 and 3749)	4	—	C		
		Attaching parts for E.A1.73.181:—					
28D/9140645	A25/10C	Bolt, 2 BA (As required)	2	—	C		
28D/9435710	A25/11C	Bolt, 2 BA (As required)	2	—	C		
28M/10288	AGS.2001/C/1	Nut, 2 BA (As required)	2	—	C		
28M/9403520	A27/CP	Nut, 2 BA (As required)	2	—	C		
28W/1007583	AGS.162/C	Washer (As required)	2	—	C		
28W/9419402	SP.13/C	Washer (As required)	2	—	C		
28W/9419475	SP.15/C	Washer (As required)	2	—	C		

SERVICES
HYDRAULIC EQUIPMENT IN PORT WING

Ref. No	Part No.	Description	No. off	Matl. Spec.	Cl. of Equip.	Plate No.
					M.R. L.M.	
		1 2 3 4 5 6				
5528	E.A3.73.797	CLIP, transfer valve	1	DTD.683	C	
28D/1200119	A25/14C	Attaching parts for E.A3.73.797:— Bolt, 2 BA	2	—	C	
5521	EEAS.143/24H	CLIP, pipe, single, 3/4" o/d., bonding	3	L.72	C	
28F/9129085	AGS.1102/A	CONE, union body	1	—	C	
28F/8011883	AGS.1102/B	CONE, union body	1	—	C	
28F/9471001	AGS.1102/C	CONE, union body (Pre-Mod. 3749)	1	—	C	
28F/10782	AGS.1118/A	CONE, tee	1	—	C	
28F/9726	AGS.1123/C	CONE, 4-way	1	—	C	
28F/12960	AGS.1125/4	CONE, 4-way (Mod. 3749)	1	—	C	
806	E.A1.73.177	COUPLING, tee thermal relief valve	1	DTD.683	C	
9789	E.A1.73.109	GUARD, pipe, flexible, on rib C	1	—	C	
28D/9436920	A25/1C	Attaching parts for E.A1.73.109:— Bolt, 2 BA	4	—	C	
28M/9403520	A27/CP	Nut, 2 BA	4	—	C	
9790	E.A1.73.297	Plate, back	1	—	C	
28W/1007983	AGS.162/C	Washer	4	—	C	
923	E.A3.73.537	PIPE, assembly, from sequence valve 4-way cone to flexible coupling u/c jack, "down" connection	1	DTD.323	C	
2009	E.A3.73.543	PIPE, assembly, from sequence valve 4-way cone at main spar to sequence valve "down" line	1	DTD.323	C	
2011	E.A3.73.549	PIPE, assembly, from coupling at inner wing rib A, to coupling for flexible pipe at bracket on rib B	1	DTD.323	C	
4522	E.A3.73.651	PIPE, assembly, from upper thermal relief valve to return line tee	1	DTD.323	C	
5529	E.A3.73.729	PIPE, assembly, from upper thermal relief valve tee, to running coupling on main spar return line	1	L.56	C	
5530	E.A3.73.799	PIPE, assembly, from coupling at main spar, to transfer valve undercarriage jack "up" line (Pre-Mod. 3749)	1	DTD.323	C	
5531	E.A3.73.803	PIPE, assembly, from thermal relief valve tee (Pre-Mod. 3749) or 4-way piece (Mod. 3749) to transfer valve undercarriage jack "up" line (Pre-Mod. 3749)	1	DTD.323	C	
5532	E.A3.73.807	PIPE, assembly, from transfer valve to flexible connection at rib C, undercarriage jack "up" line	1	DTD.323	C	
5533	E.A3.73.809	PIPE, assembly, from tee joint in undercarriage jack "up" line, to thermal relief valve (Pre-Mod. 3749)	1	DTD.323	C	
41173	E.A3.73.5133	PIPE, assembly, from 4-way coupling inboard of rib A, to inlet side of thermal relief valve (Mod. 3749)	1	DTD.323	C	
41175	E.A3.73.5135	PIPE, assembly, from transfer valve to tee piece inboard of rib A (Mod. 3749)	1	DTD.323	C	

**SERVICES
HYDRAULIC EQUIPMENT IN PORT WING**

Ref. No.	Part No.	Description 1 2 3 4 5 6	No. off	Matl. Spec.	Cl. of Equip.	Plate No.
					M.R. L.M.	
41177	E.A3.73.5139	PIPE, assembly, from thermal relief valve to tee piece inboard of rib A (Mod. 3749)	1	DTD.323	C	
41179	E.A3.73.5141	PIPE, assembly, from 4-way coupling inboard of rib A, to outlet side of thermal relief valve (Mod. 3749)	1	DTD.323	C	
28F/9439766	AGS.1106/C	UNION, body	2	—	C	
28F/9130662	AGS.1147/B	UNION, body, hexagon Attaching parts for AGS.1147/B:—	1	—	C	
28F/9594	AGS.1148/B	Nut, 1/2" BSP	1	—	C	
28F/9130664	AGS.1149/2	Washer, plate	2	—	C	
6062	E.A1.70.73 EEAS.21/ERH	WASHER, special, flexible brake line clips ... WASHER, special, pipe clips (Make from Ref. 5259)	2	—	C	
	EEAS.21/ED/ERH	WASHER, special, pipe clips	11	—	—	
	E.A3.73.529	PIPES, HYDRAULIC, ON RIB E, WHEEL WELL BAY, ASSEMBLY Spares for:—	—	—	—	
5258	EEAS.143/6H	CLIP, pipe, single, 1/2" o/d., bonding	2	L.72	C	
2007	E.A3.73.535	PIPE, assembly, from undercarriage door jack sequence valve, to running coupling at wheel well diaphragm, "open" line	1	DTD.326	C	
5259	EEAS.21/2ERH	WASHER, special	2	L.72	C	
	E.A3.73.531	PIPES, HYDRAULIC, AT WHEEL WELL BAY DIAPHRAGM, ASSEMBLY Spares for:—	—	—	—	
829	E.A1.73.181	CLIP, thermal relief valve (Mod. 1266)	1	—	C	
5260	EEAS.143/5H	CLIP, pipe, single, 3/8" o/d., bonding	3	L.72	C	
5258	EEAS.143/6H	CLIP, pipe, single, 1/2" o/d., bonding	6	L.72	C	
905	E.A3.73.561	PIPE, assembly, from running coupling at wheel well diaphragm, to undercarriage door jack, "down" connection	1	DTD.323	C	
4523	E.A3.73.647	PIPE, assembly, from sequence valve and undercarriage door jack tee, to thermal relief valve	1	DTD.323	C	
4524	E.A3.73.649	PIPE, assembly, from undercarriage door jack thermal relief valve, to undercarriage door jack thermal relief valve and return line tee	1	DTD.323	C	
5259	EEAS.21/2ERH	WASHER, special	10	L.72	C	
7135	EEAS.27/4HR	WASHER, 12 SWG	2	L.72	C	

Ref. No.	Part No.							No. off	Matl. Spec.	Cl. of Equip. M.R. L.M.	Plate No.
		1	2	3	4	5	6				

⁸⁷⁵
Pages ~~873~~ to 880 not issued



SERVICES
HYDRAULIC EQUIPMENT IN STARBOARD WING

Ref. No.	Part No.	Description	No. off	Matl. Spec.	Cl. of Equip.		Plate No.
					M.R.	L.M.	
	E.A2.73.338	HYDRAULIC EQUIPMENT IN STARBOARD WING, ASSEMBLY	—	—	—		
	—	Consisting of:— HYDRAULIC EQUIPMENT CIRCUIT, ASSEMBLY ... (E.A2.73.181)	—	—	—		
		(Spares for this assembly are identical with those for Port side on page 865, except for the following deletions and additions:— Delete:—					
	E.B6.73.221	JACK, FOR AIR BRAKE, ASSEMBLY (MOD. 1276)	1	—	—		
27Q/775	D.401Y/K	VALVE, sequence, undercarriage door ...	1	—	A		
27Q/776	D.401Y/L	VALVE, sequence, undercarriage ...	1	—	A		
		Add:—					
27M/461	LOCKHEED AIR.40016	ACCUMULATOR, hydraulic ...	1	—	A		
16504	E.B6.73.223	JACK, FOR AIR BRAKES, ASSEMBLY (MOD. 1276)	1	—	B		
		Spares for:—					
30780	E.A3.20.1195	BLOCK, packing ...	1	Tufnol	C		
4427	E.A3.20.1189	BRACKET, micro switch mounting for two position brakes	1	—	C		
	E.A3.20.1193	CHANNEL ...	1	L.72	—		
27BM/159	MESSIER 5232	JACK, ASSEMBLY (For spares see A.P.4515A, Vol. 3, Pt. 1, Sect. 2)	1	—	A		
1642	E.A3.73.303	NUT, special ...	1	S.11	C		
4428	E.A3.20.1191	SHOE, micro switch, operating ...	2	—	C		
25708	E.B6.20.819	SLIDE OPERATING, ASSEMBLY (MOD. 1960)	1	—	B		
		Spares for:—					
14715	E.B6.20.935	BOLT, special (May be made from A25/6B) ...	4	—	C		
5972	E.A3.20.1199	PLATE, rubbing ...	2	LFS.21	C		
1641	E.A3.73.305	WASHER, tab ...	1	DTD.171	C		
27M/615	LOCKHEED AIR.41158	VALVE, cut out ...	1	—	A		
27Q/774	D.401Y/J	VALVE, sequence, undercarriage door ... (For spares see A.P.4515B, Vol. 3)	1	—	A		
27Q/777	D.401Y/M	VALVE, sequence, undercarriage ... (For spares see A.P.4515B, Vol. 3)	1	—	A		
27W/10	LOCKHEED UMC.706/3	VALVE, non-return, 1/8" BSP (Pre-Mod. 336B) ...	3	—	A		
27W/17	LOCKHEED UMC.706/4	VALVE, non-return, 1/8" BSP (Mod. 336B) ...	3	—	A		

SERVICES
HYDRAULIC EQUIPMENT IN STARBOARD WING

Ref. No.	Part No.	Description 1 2 3 4 5 6	No. off	Matl. Spec.	Cl. of Equip.		Plate No.
					M.R.	L.M.	
	E.A1.73.92	PIPES, HYDRAULIC, FLAP JACK, ASSEMBLY ...	—	—	—		
		Spares for:—					
1880	EEAS.91/1	CLIP, pipe, double, 1/2" o/d.	10	L.16	C		
5258	EEAS.143/6H	CLIP, pipe, single, 1/2" o/d., bonding	4	L.72	C		
1242	E.A3.73.773	CLIP, pipe, double, 1/2" o/d.	3	—	C		
870	E.A1.73.94	FAIRLEAD, at inboard wing rib 7	1	LFS.21	C		
871	E.A1.73.92A	PIPE, assembly, from running joint between inboard wing ribs 1 and 2, to inboard flap jack tee, "down" line	1	DTD.323	C		
872	E.A1.73.92B	PIPE, assembly, from running joint between inboard wing ribs 1 and 2, to inboard flap jack tee, "up" line	1	DTD.323	C		
873	E.A1.73.92C	PIPE, assembly, from tee to inboard flap jack connection, "up" line	1	DTD.323	C		
874	E.A1.73.92D	PIPE, assembly, from tee to inboard flap jack connection, "down" line	1	DTD.323	C		
875	E.A1.73.92E	PIPE, assembly, from inboard flap jack tee to running joint at wing rib 7, "down" line	1	DTD.323	C		
876	E.A1.73.92F	PIPE, assembly, from inboard flap jack tee running joint at wing rib 7, "up" line	1	DTD.323	C		
877	E.A1.73.92G	PIPE, assembly, from running coupling at inboard wing rib 7, over engine bay to running coupling at outboard wing rib 2A operating jack, "down" line	1	DTD.323	C		
878	E.A1.73.92H	PIPE, assembly, from running coupling at inboard wing rib 7, over engine bay to running coupling at outboard wing rib 2A, operating jack, "up" line	1	DTD.323	C		
879	E.A1.73.92J	PIPE, assembly, from running coupling at inboard wing rib 2A, to outboard flap jack, "down" line	1	DTD.323	C		
880	E.A1.73.92K	PIPE, assembly, from running coupling at outboard wing rib 2A, to outboard flap jack, "up" line	1	DTD.323	C		
5259	EEAS.21/2ERH	WASHER	22	L.72	C		
	E.A3.73.822	PIPES, HYDRAULIC, ON MAIN SPAR UNDER-CARRIAGE BAY, ASSEMBLY	—	—	—		
		Spares for:—					
	E.A1.73.10	BRACKET, flexible pipe, rib C, u/c "up" line ...	1	—	—		
	E.A1.70.71	BRACKET, flexible pipe, rib B, brake line ...	1	—	—		
9773	E.A3.73.790	BRACKET, flexible pipe, rib B, u/c "down" line	1	—	C		
16498	E.A3.73.793	BRACKET, transfer valve, rib B	1	—	C		
		Attaching parts for E.A1.73.10, E.A1.70.71, E.A3.73.790 and E.A3.73.793:—					
28D/9436920	A25/1C	Bolt, 2 BA	4	—	C		
28M/9403520	A27/CP	Nut, 2 BA	4	—	C		
28W/1007983	AGS.162/C	Washer	4	—	C		

SERVICES
HYDRAULIC EQUIPMENT IN STARBOARD WING

Ref. No.	Part No.	Description	No. off	Matl. Spec.	Cl. of Equip.	Place No.
					M.R. L.M.	
		1 2 3 4 5 6				
829	E.A1.73.181	CLIP , thermal relief valve and flexible pipe (Mods. 1266 and 3749)	4	—	C	
		Attaching parts for E.A1.73.181:—				
28D/9140645	A25/10C	Bolt, 2 BA (As required)	2	—	C	
28D/9435710	A25/11C	Bolt, 2 BA (As required)	2	—	C	
28M/10288	AGS.2001/C/1	Nut, 2 BA (As required)	2	—	C	
28M/9403520	A27/CP	Nut, 2 BA (As required)	2	—	C	
28W/1007983	AGS.162/C	Washer (As required)	2	—	C	
28W/9419402	SP.13/C	Washer (As required)	2	—	C	
28W/9419475	SP.15/C	Washer (As required)	2	—	C	
5528	E.A3.73.797	CLIP , transfer valve	1	DTD.683	C	
		Attaching parts for E.A3.73.797:—				
28D/1200119	A25/14C	Bolt, 2 BA	2	—	C	
5521	EEAS.143/24H	CLIP , pipe, single. 1/4" o/d., bonding	3	L.72	C	
28F/9129085	AGS.1102/A	CONE , union body	1	—	C	
28F/8011883	AGS.1102/B	CONE , union body	1	—	C	
28F/9471001	AGS.1102/C	CONE , union body (Pre-Mod. 3749)	1	—	C	
28F/10782	AGS.1118/A	CONE , tee	1	—	C	
28F/9726	AGS.1123/C	CONE , 4-way	1	—	C	
28F/12960	AGS.1125/4	CONE , 4-way ((Mod. 3749)	1	—	C	
806	E.A1.73.177	COUPLING , tee, thermal relief valve	1	DTD.683	C	
9789	E.A1.73.109	GUARD , pipe, flexible, on rib C	1	—	C	
		Attaching parts for E.A1.73.109:—				
28D/9436920	A25/1C	Bolt, 2 BA	4	—	C	
28M/9403520	A27/CP	Nut, 2 BA	4	—	C	
9790	E.A1.73.297	Plate, back	1	—	C	
28W/1007983	AGS.162/C	Washer	4	—	C	
927	E.A3.73.538	PIPE , assembly, for sequence valve 4-way cone to flexible coupling undercarriage jack, "down" connection	1	DTD.323	C	
2010	E.A3.73.544	PIPE , assembly, from sequence valve 4-way cone at main spar to sequence valve, "down" line	1	DTD.323	C	
1740	E.A3.73.550	PIPE , assembly, from coupling at inner wing rib A, to coupling for flexible pipe at bracket on rib B	1	DTD.323	C	
4525	E.A3.73.652	PIPE , assembly, from upper thermal relief valve, to return line tee	1	DTD.323	C	
5536	E.A3.73.730	PIPE , assembly, from upper thermal relief valve tee, to running coupling on main spar, return line	1	L.56	C	
5537	E.A3.73.801	PIPE , assembly, from coupling at main spar to transfer valve undercarriage jack, "up" line Pre-(Mod. 3749)	1	DTD.323	C	
5538	E.A3.73.805	PIPE , assembly, from thermal relief valve tee (Pre-Mod. 3749) or 4-way piece (Mod. 3749) to transfer valve undercarriage jack, "up" line (Pre-Mod. 3749)	1	DTD.323	C	

SERVICES
HYDRAULIC EQUIPMENT IN STARBOARD WING

Ref. No.	Part No.	Description	No. off	Matl. Spec.	Cl. of Equip.	Plate No.
					M.R. L.M.	
		1 2 3 4 5 6				
5539	E.A3.73.808	PIPE, assembly, from transfer valve to flexible pipe connection at rib C undercarriage jack, "up" line	1	DTD.323	C	
5540	E.A3.73.810	PIPE, assembly, from tee joint in undercarriage jack "up" line, to thermal relief valve (Pre-Mod. 3749)	1	DTD.323	C	
41174	E.A3.73.5134	PIPE, assembly, from 4-way cone inboard of rib A, to inlet side of thermal relief valve (Mod. 3749)	1	DTD.323	C	
41176	E.A3.73.5137	PIPE, assembly, from transfer valve to cone tee, inboard of rib A (Mod. 3749)	1	DTD.323	C	
41178	E.A3.73.5140	PIPE, assembly, from thermal relief valve to cone tee, inboard of rib A (Mod. 3749)	1	DTD.323	C	
41180	E.A3.73.5142	PIPE, assembly, from 4-way cone, inboard of rib A, to outlet side of thermal relief valve (Mod. 3749)	1	DTD.323	C	
28F/9439766	AGS.1106/C	UNION, body	2	—	C	
28F/9130662	AGS.1147/B	UNION body, hexagon	1	—	C	
		Attaching parts for AGS.1147/B:—				
28F/9584	AGS.1148/B	Nut, 1/2" BSP	1	—	C	
28F/9130664	AGS.1149/2	Washer, plate	2	—	C	
6062	E.A1.70.73	WASHER, special, clips, flexible brake line ...	2	—	C	
	EEAS.21/ERH	WASHER, special, pipe clips (Make from Ref. 5259)	3	—	—	
	EEAS.21/ED/ERH	WASHER, special, pipe clips	11	—	—	
	E.A3.73.530	PIPES, HYDRAULIC, ON RIB E, WHEEL WELL BAY, ASSEMBLY	—	—	—	
		Spares for:—				
5258	EEAS.143/6H	CLIP, pipe, single, 1/2" o/d., bonding	2	L.72	C	
2008	E.A3.73.536	PIPE, assembly, from undercarriage door jack sequence valve, to running coupling at wheel well bay diaphragm, "open" line	1	DTD.323	C	
5259	EEAS.21/2ERH	WASHER, special	2	L.72	C	
	E.A3.73.532	PIPES, HYDRAULIC, AT WHEEL WELL BAY DIAPHRAGM, ASSEMBLY	—	—	—	
		Spares for:—				
829	E.A1.73.181	CLIP, thermal relief valve (Mod. 1266)	1	—	C	
5260	EEAS.143/5H	CLIP, pipe, single, 3/8" o/d., bonding	3	L.72	C	
5258	EEAS.143/6H	CLIP, pipe, single, 1/2" o/d., bonding	6	L.72	C	
908	E.A3.73.562	PIPE, assembly, from running coupling at undercarriage door diaphragm, to flexible hose connection, undercarriage door jack, "down" line	1	DTD.323	C	
4526	E.A3.73.648	PIPE, assembly, from sequence valve and undercarriage door jack tee, to thermal relief valve, "down" line	1	DTD.323	C	

SERVICES
HYDRAULIC EQUIPMENT IN STARBOARD WING

Ref. No	Part No.	Description	No. off	Matl. Spec.	Cl. of Equip.		Plate No
					M.R.	L.M.	
		1 2 3 4 5 6					
4527	E.A3.73.650	PIPE, assembly, from undercarriage door jack thermal relief valve, to undercarriage jack thermal relief valve and return line tee	1	DTD.323		C	
5259	EEAS.21/2ERH	WASHER, special	10	L.72		C	
7135	EEAS.27/4HR	WASHER, 12 SWG	2	L.72		C	
	E.A3.73.816	PIPES, HYDRAULIC, ON FUSELAGE SIDE WHEEL WELL BAY, ASSEMBLY Spares for:—	—	—		—	
911	E.A1.73.277	BOLT, special, banjo fitting, variable flow valve pipe connection	1	S.11		C	
5348	EEAS.143/8H	CLIP, pipe, single, 3/8" o/d., bonding	5	L.72		C	
737	E.A1.73.179	CLIP, pipe, flexible, 1/4" o/d.	1	—		C	
912	E.A1.73.183	FITTING, right angle banjo body, special, connection for undercarriage door jack and sequence valve connections	1	DTD.423		C	
919	E.A3.73.552	PIPE, assembly, from special banjo connection at undercarriage door jack hose, to variable flow valve tee piece, "up" line	1	DTD.323		C	
918	E.A3.73.554	PIPE, assembly, from door sequence valve, to transfer valve pipe coupling at wing main spar, "closed" line	1	DTD.323		C	
921	E.A3.73.586	PIPE, assembly, from tee piece to variable flow valve, undercarriage door jack, "up" line	1	DTD.323		C	
20997	E.A3.73.856	PIPE, assembly, from variable flow valve to undercarriage jack hose connection, "up" line (Mod. 1464)	1	DTD.323		C	
5534	E.A3.73.818	PIPE, assembly, from 4-way piece at main spar, to sequence valve undercarriage door jack, "closed" line	1	DTD.323		C	
5535	E.A3.73.820	PIPE, assembly, from variable flow valve tee piece, to thermal relief and transfer valve tee piece, "closed" line	1	DTD.323		C	
5259	EEAS.21/2ERH	WASHER, special	5	L.72		C	
	E.A1.73.282	PIPES, HYDRAULIC, FOR AIR BRAKE CENTRE WING, ASSEMBLY Spares for:—	—	—		—	
5258	EEAS.143/6H	CLIP, pipe, single, 1/4" o/d., bonding	14	L.72		C	
935	E.A1.73.282A	PIPE, assembly, air brake continuation between wing and fuselage, and running coupling at centre wing ribs 3 and 4, "in" position	1	DTD.323		C	
936	E.A1.73.282B	PIPE, assembly, air brake continuation between wing and fuselage and running coupling at centre wing ribs 3 and 4, "out" position	1	DTD.323		C	

SERVICES
HYDRAULIC EQUIPMENT IN STARBOARD WING

Ref. No	Part No	Description	No. off	Matl. Spec.	Cl. of Equip.	Plate No
					M.R. L.M.	
		1 2 3 4 5 6				
1638	E.A1.73.282E	PIPE, assembly, from running coupling between ribs 3 and 4, to running coupling between ribs 6 and 7, centre wing, "in" position	1	DTD.323	C	
1639	E.A1.73.282F	PIPE, assembly, from running coupling between ribs 3 and 4, to running coupling between ribs 6 and 7, centre wing, "out" position	1	DTD.323	C	
5259	EEAS.21/2ERH	WASHER, special	15	L.72	C	
	E.A1.73.284	PIPES; HYDRAULIC, FOR AIR BRAKE OUTER WING, STARBOARD, ASSEMBLY Spares for:—	—	—	—	
5258	EEAS.143/6H	CLIP, pipe, single, 1/4" o/d., bonding	18	L.72	C	
945	E.A1.73.284C	PIPE, assembly, air brake continuation from running coupling between outer wing ribs 1 and 2A, to running coupling between outer wing ribs 2 and 2B, "in" position	1	DTD.323	C	
946	E.A1.73.284D	PIPE, assembly, air brake continuation from running coupling between outer wing ribs 1 and 2A, to running coupling between outer wing ribs 2 and 2B, "out" position	1	DTD.323	C	
947	E.A1.73.284E	PIPE, assembly, air brake continuation from running coupling between outer wing ribs 2 and 2B, and outer wing ribs 3 and 3A, "in" position	1	DTD.323	C	
948	E.A1.73.284F	PIPE, assembly, air brake continuation from running coupling between outer wing ribs 2 and 2B, and outer wing ribs 3 and 3A, "out" position	1	DTD.323	C	
949	E.A1.73.284G	PIPE, assembly, air brake continuation from coupling between outer wing ribs 3A and 3, to operating jack coil pipe connection, "out" position	1	DTD.323	C	
950	E.A1.73.284H	PIPE, assembly, air brake continuation from coupling between outer wing ribs 3A and 3, to operating jack coil pipe connection, "in" position	1	DTD.323	C	
1985	E.A1.73.284J	PIPE, assembly, air brake continuation from coupling between outer wing ribs 1 and 2A, to running coupling between centre wing ribs 6 and 7, "out" position	1	DTD.323	C	
1986	E.A1.73.284K	PIPE, assembly, air brake continuation from coupling between outer wing ribs 1 and 2A, to running coupling between centre wing ribs 6 and 7, "in" position	1	DTD.323	C	
5259	EEAS.21/2ERH	WASHER, special	20	L.72	C	

SERVICES

HYDRAULIC EQUIPMENT IN STARBOARD WING

Ref. No.	Part No	Description	No. off	Matl. Spec.	Cl. of Equip.			Plate No
					M.R.	L.M.		
	E.A1.73.286	PIPES, HYDRAULIC, FOR AIR BRAKES ON OUTER WING RIB 3, ASSEMBLY	—	—	—			
		Spares for:—						
5258	EEAS.143/6H	CLIP , pipe, single, 1/2" o/d., bonding	2	L.72		C		
5243	E.A3.73.832	PIPE , assembly, from connection at bracket on rib 3, to air brake hydraulic jack, "in" position	1	DTD.477		C		
5245	E.A3.73.834	PIPE , coil assembly, from connection at bracket on rib 3, to air brake hydraulic jack, "out" position	1	DTD.477		C		
5259	EEAS.21/2ERH	WASHER , special	4	L.72		C		
	E.A3.73.312	PIPES, HYDRAULIC, ON FIXED FAIRING, ASSEMBLY (MOD. 3)	—	—	—			
		Spares for:—						
1875	E.A3.73.601	ADAPTOR , special, charging valve and test gauge	1	DTD.423		C		
2458	E.A3.73.636	BRACKET , special, pipe, mounting	1	L.72		C		
2165	EEAS.112/6	CLIP , pipe, single, 1/2" o/d.	1	L.16		C		
2162	EEAS.112/24	CLIP , pipe, single, 1/2" o/d.	1	L.16		C		
1746	E.A3.73.574	PIPE , assembly, between flexible pipe brackets on fairing	1	DTD.323		C		
1876	E.A3.73.599	TEE piece, test gauge and charging valve	1	DTD.683		C		
	E.A2.73.36	PIPES, HYDRAULIC, IN WING LEADING EDGE, ASSEMBLY	—	—	—			
		Spares for:—						
881	E.A1.73.191	BOLT , special, banjo fitting, at Lockheed hydraulic pump	1	S.11		C		
882	E.A1.73.193	BOLT , special, banjo fitting, at Lockheed hydraulic pump	1	S.96		C		
5157	E.A2.75.415	CLAMP , pipe	2	LFS.21		C		
2165	EEAS.112/6	CLIP , pipe, single, 1/2" o/d.	2	L.16		C		
889	E.A1.73.201	CLIP , accumulator, mounting	2	L.72		C		
30965	E.A3.73.915	COUPLING , pipe (Mod. 2556)	1	S.91		C		
891	E.A1.73.199	FAIRLEAD , for hydraulic pipe at wing rib 1, leading edge	1	LFS.21		C		
5037	E.A1.73.293	FAIRLEAD , for hydraulic pipes delivery and suction, at leading edge wing rib 2	1	BSS.216		C		
6889	E.A1.73.385	FAIRLEAD , for hydraulic pipe at wing rib 2 leading edge pressure and return line	1	LFS.21		C		
886	E.A1.73.189	FITTING , banjo body, special connection for flexible hose at Lockheed hydraulic pump	1	L.40		C		
885	E.A1.73.247	FITTING , banjo body, special connection for flexible hose at Lockheed hydraulic pump (Pre-Mod. 2701)	1	L.40		C		
37585	E.A1.73.403	FITTING , banjo body, special connection for flexible hose at Lockheed hydraulic pump (Mod. 2701)	1	—		C		

SERVICES
HYDRAULIC EQUIPMENT IN STARBOARD WING

Ref. No	Part No	Description	No. off	Matl. Spec.	Cl. of Equip.	Plate No
					M.R. L.M.	
		1 2 3 4 5 6				
30960	E.A3.73.895	PIPE, assembly, from engine driven pump flexible hose connection to non-return valve delivery line (Mod. 2556)	1	DTD.743	C	
30961	E.A3.73.897	PIPE, assembly, from non-return valve engine driven pump, to cut-out valve tee, delivery line (Mod. 2556)	1	DTD.743	C	
30962	E.A3.73.899	PIPE, assembly, from cut-out valve coupling to non-return valve tee aft of wing rib 2 delivery line (Mod. 2556)	1	DTD.743	C	
30972	E.A2.73.1255	PIPE, assembly, from non-return valve coupling between wing ribs 1 and 2 to tee coupling aft of wing rib 2 delivery line (Mod. 2556)	1	DTD.743	C	
5155	E.A2.73.499	PIPE, assembly, from cut-out valve at leading edge, to running coupling at wing rib 1, return line	1	DTD.323	C	
897	E.A1.73.96G	PIPE, assembly, from cut-out valve at leading edge to accumulator and non-return valve tee, pressure line	1	DTD.323	C	
30964	E.A3.73.903	PIPE, assembly, from running coupling at wing rib 1, to non-return valve, port, hydraulic pump delivery line in leading edge (Mod. 2556)	1	DTD.743	C	
899	E.A1.73.96K	PIPE, assembly, from cut-out valve and non-return valve tee, to accumulator pressure line	1	DTD.323	C	
900	E.A1.73.96L	PIPE, assembly, from accumulator and inflation valve tee, to pressure gauge in leading edge	1	DTD.323	C	
901	E.A1.73.96M	PIPE, assembly, from accumulator and pressure line gauge, to inflation valve	1	DTD.323	C	
902	E.A1.73.96N	PIPE, assembly, from accumulator to pressure gauge and inflation valve tee	1	DTD.323	C	
904	E.A1.73.96Q	PIPE, assembly, from running coupling at wing rib 1 to flexible hose coupling at engine driven pump suction line	1	L.56	C	
2459	E.A2.73.36A	PIPE, assembly, from cut-out valve and accumulator tee to non-return valve pressure line	1	DTD.323	C	
2460	E.A2.73.341	PIPE, assembly, from running coupling at wing rib 1 to fuselage coupling suction line	1	DTD.323	C	
30973	E.A2.73.1257	PIPE, assembly, for non-return valve coupling at rib 1, to running coupling inboard of rib 1 (Mod. 2556)	1	DTD.743	C	
980	EEAS.20/1DR	TAB, locking, 20 SWG	4	L.72	C	
981	EEAS.20/2DR	TAB, locking, 20 SWG	6	L.72	C	
30966	E.A3.73.905	TEE, cone, cut-out valve junction pipe (Mod. 2556)	1	S.91	C	
30967	E.A3.73.907	UNION, body, rib 1 (Mod. 2556)	1	—	C	

SERVICES
HYDRAULIC EQUIPMENT IN STARBOARD WING

Ref. No.	Part No	Description	No. off	Matl. Spec.	Cl. of Equip.	Plate No.
					M.R. L.M.	
		1 2 3 4 5 6				
	E.B7.73.208	PIPES, HYDRAULIC, IN WING LEADING EDGE ASSEMBLY (MOD. 1783) (S.O.O.)	—	—	—	
		Spares for:—				
28F/9439533	AGS.1129/B	BODY , banjo, changing valve	1	—	C	
28F/9423227	AGS.1135/B	Attaching parts for AGS.1129/B:—				
28F/8014021	AGS.1138/B	Bolt, banjo	1	—	C	
		Washer, jointing	2	—	C	
	E.A9.20.3260	BRACKET , assembly, fairlead on intercostal, between ribs 2 and 3	1	—	—	
12436	E.A9.73.165	CLIP , pipe, flexible, between ribs 2 and 3	1	—	C	
		Attaching parts for E.A9.73.165:—				
28D/12814	A25/29E	Bolt, 1/4" BSF	2	—	C	
28M/10290	AGS.2001/E/1	Nut, 1/4" BSF	2	—	C	
22804	E.A9.73.167	Washer	1	L.72	C	
22805	E.A9.73.168	Washer	1	L.72	C	
2340	E.A3.73.281	CLIP , half, accumulator mounting	2	—	C	
		Attaching parts for E.A3.73.281:—				
28D/9133011	A25/2C	Bolt, 2 BA	4	—	C	
28M/10288	AGS.2001/C/1	Nut, 2 BA	4	—	C	
28W/9419402	SP.13/C	Washer	4	—	C	
5348	EEAS.143/8H	CLIP , pipe	2	—	C	
5523	EEAS.143/23H	CLIP , pipe	2	—	C	
28F/8011809	AGS.1104/B	CONE , adaptor	1	—	C	
28F/9140971	AGS.1104/C	CONE , adaptor	1	—	C	
28F/9476124	AGS.1118/C	CONE , tee	1	—	C	
28F/9463543	AGS.1120/1	CONE , tee	1	—	C	
28F/9471001	AGS.1102/C	CONE , union body	1	—	C	
28F/1013402	AGS.4111/B	CONE , union, flanged bulkhead	1	—	C	
		Attaching parts for AGS.4111/B:—				
28D/1008149	A25/2B	Bolt, 4 BA	4	—	C	
28M/10287	AGS.2001/B/1	Nut, 4 BA	4	—	C	
28W/9419465	SP.13/B	Washer	4	—	C	
28F/10128928	AGS.1115/2	Washer, plate	1	—	C	
30965	E.A3.73.915	COUPLING , pipe delivery line (Mod. 2559) ...	1	S.91	C	
2364	E.A2.73.111	ELBOW , union pressure gauge	1	—	C	
22803	E.A9.73.164	FAIRLEAD , forward between ribs 2 and 3 for flexible pipes	1	LFS.21	C	
		Attaching parts for E.A9.73.164:—				
28D/7002428	A25/6C	Bolt, 2 BA	4	—	C	
28W/9419402	SP.13/C	Washer	4	—	C	
22789	E.A9.73.93	FAIRLEAD , rear, between ribs 2 and 3 for flexible pipes	2	LFS.21	C	
		Attaching parts for E.A9.73.93:—				
28D/8017157	A25/25C	Bolt, 2 BA	4	—	C	
28M/10288	AGS.2001/C/1	Nut, 2 BA	4	—	C	
28W/9419402	AS.2810/5/143	Tube, distance	4	L.62	LM	
	SP.13/C	Washer	4	—	C	

SERVICES

HYDRAULIC EQUIPMENT IN STARBOARD WING

Ref. No	Part No	Description	No. off	Matl. Spec.	Cl. of Equip.		Plate No
					M.R.	L.M.	
		1 2 3 4 5 6					
891	E.A1.73.199	FAIRLEAD , rib 1 Attaching parts for E.A1.73.199:—	1	LFS.21		C	
28D/1200119	A25/4C	Bolt, 2 BA	6	—		C	
28M/10288	AGS.2001/C/1	Nut, 2 BA	6	—		C	
28W/9419402	SP.13/C	Washer	6	—		C	
22788	E.A9.73.91	FAIRLEAD , rib 2 Attaching parts for E.A9.73.91:—	1	LFS.21		C	
28D/9140644	A25/9C	Bolt, 2 BA	2	—		C	
28M/10288	AGS.2001/C/1	Nut, 2 BA	2	—		C	
28W/9419402	SP.13/C	Washer	2	—		C	
886	E.A1.73.189	FITTING , banjo body, for flexible hose at hydraulic pump delivery line Attaching parts for E.A1.73.189:—	1	L.40		C	
882	E.A1.73.193	Bolt, banjo	1	S.11		C	
28F/9648	AGS.1138/BB	Washer, jointing	2	—		C	
885	E.A1.73.247	FITTING , banjo body, for flexible hose at hydraulic pump suction line (Pre-Mod. 2701)	1	L.40		C	
37585	E.A1.73.403	FITTING , banjo body, for flexible hose at hydraulic pump suction line (Mod. 2701) Attaching parts for E.A1.73.247 or E.A1.73.403:—	1	—		C	
881	E.A1.73.191	Bolt, banjo	1	S.11		C	
28F/1018392	AGS.1138/CC	Washer, jointing	2	—		C	
5K/3372	AS.3360/B5C	LEAD , bonding	4	—		C	
28F/1013599	AGS.1142/A	NIPPLE , adaptor	1	—		C	
28F/8011896	AGS.1142/C	NIPPLE , adaptor	1	—		C	
28F/9439897	AGS.1142/E	NIPPLE , adaptor	5	—		C	
12439	E.A9.73.79	PIPE , assembly, between coupling ribs No. 1 and 2, suction line	1	L.56		C	
6911	E.B7.73.59	PIPE , assembly, from coupling between ribs No. 1 and 2, to fuselage coupling return line	1	DTD.323		C	
6896	E.B7.73.61	PIPE , assembly, from cut-out valve to accumulator tee piece pressure line	1	DTD.323		C	
6912	E.B7.73.63	PIPE , assembly, from accumulator tee piece to non-return valve pressure line	1	DTD.323		C	
6897	E.B7.73.65	PIPE , assembly, from accumulator to tee piece pressure line	1	DTD.323		C	
6913	E.B7.73.67	PIPE , assembly, from coupling rib No. 1 to fuselage coupling suction line	1	L.56		C	
6898	E.B7.73.69	PIPE , assembly, from charging valve tee piece to pressure gauge	1	DTD.323		C	
6899	E.B7.73.71	PIPE , assembly, from charging valve to tee piece	1	DTD.323		C	
6900	E.B7.73.73	PIPE , assembly, from accumulator to coupling at rib No. 1	1	DTD.323		C	
6904	E.B6.73.175	PIPE , assembly, from coupling at rib No. 1 to charging valve tee piece	1	DTD.323		C	
6895	E.B6.73.183	PIPE , assembly, from cut-out valve to coupling between ribs No. 1 and 2, return line	1	DTD.323		C	

SERVICES
HYDRAULIC EQUIPMENT IN STARBOARD WING

Ref. No.	Part No.	Description						No off	Matl. Spec.	Cl. of Equip.		Plate No.
		1	2	3	4	5	6			M.R.	L.M.	
30987	E.B7.73.361	PIPE, assembly, from coupling at rib No. 2, to non-return valve delivery line (Mod. 2559)						1	DTD.743	C		
30988	E.B7.73.363	PIPE, assembly, from non-return valve to tee piece between ribs No. 1 and 2 delivery line (Mod. 2559)						1	DTD.743	C		
30989	E.B7.73.365	PIPE, assembly, from tee piece between ribs No. 1 and 2, to cut-out valve delivery line (Mod. 2559)						1	DTD.743	C		
30990	E.B7.73.367	PIPE, assembly, from non-return valve to tee piece between ribs No. 1 and 2 delivery line (Mod. 2559)						1	DTD.743	C		
30991	E.B7.73.369	PIPE, assembly, from non-return valve to coupling at rib No. 1 delivery line (Mod. 2559)						1	DTD.743	C		
30992	E.B7.73.371	PIPE, assembly, from coupling at rib No. 1 to fuselage coupling delivery line (Mod. 2559)						1	DTD.743	C		
28F/9128943	AGS.1114/B	SLEEVE, screwed, bulkhead						1	—	C		
		Attaching parts for AGS.1114/B:—										
28D/1008149	A25/2B	Bolt, 4 BA						6	—	C		
28M/10287	AGS.2001/B/1	Nut, 4 BA						6	—	C		
28VV/9419465	SP.13/B	Washer						6	—	C		
28F/11492	AGS.1115/3	Washer, plate						1	—	C		
16516	E.B7.73.83	SUPPORT, accumulator, upper						1	—	C		
16515	E.B7.73.85	SUPPORT, accumulator, lower						1	—	C		
980	EEAS.20/1DR	TAB, locking						4	L.72	C		
981	EEAS.20/2DR	TAB, locking						7	L.72	C		
30966	E.A3.73.905	TEE, cone (Mod. 2559) (Alternative to E.A3.73.919)						1	S.91	C		
36815	E.A3.73.919	TEE, cone (Mod. 2559) (Alternative to E.A3.73.905)						1	—	C		
30967	E.A3.73.907	UNION body, rib 1, delivery line (Mod. 2559) ...						1	—	C		
28F/9476128	AGS.1112/E	UNION body, flanged bulkhead, suction line ...						1	—	C		
		Attaching parts for E.A3.73.907 and AGS.1112/E:—										
28D/9133011	A25/2C	Bolt, 2 BA						6	—	C		
28M/10288	AGS.2001/C/1	Nut, 2 BA						6	—	C		
28VV/9419402	SP.13/C	Washer						6	—	C		
28F/9128929	AGS.1115/4	Washer, plate (Delivery line)						1	—	C		
28F/8872	AGS.1115/7	Washer, plate (Suction line)						1	—	C		
28F/9877	AGS.1103/E	UNION body						1	—	C		
28F/9649	AGS.1138/C	WASHER, jointing, accumulator union						1	—	C		
28F/8014021	AGS.1138/B	WASHER, jointing, accumulator union						1	—	C		
9763	E.A3.73.55	WASHER, 'D'						2	—	C		
5259	EEAS.21/2ERH	WASHER, 'D'						2	—	C		

Ref. No	Part No.	Description	No. of	Matl. Spec.	Cl. of Equip. M.R. L.M.	Plate No

893
Pages ~~889~~ to 898 not issued



SERVICES

HYDRAULIC EQUIPMENT IN PORT AND STARBOARD WINGS

Ref. No	Part No.	Description	No. off	Matl. Spec.	Cl. of Equip.	Place No.
					M.R. L.M.	
		1 2 3 4 5 6				
SUMMARY OF STOCK ITEMS USED ON HYDRAULIC EQUIPMENT IN PORT AND STARBOARD WING, ASSEMBLY						
28F/8011809	AGS.1104/B	Adaptor, nipple, 1/2" BSP	C	
28F/9140971	AGS.1104/C	Adaptor, nipple, 3/8" BSP	C	
28F/9129085	AGS.1102/A	Body, cone union, 3/8" BSP	C	
28F/8011883	AGS.1102/B	Body, cone union, 1/2" BSP	C	
28F/9471001	AGS.1102/C	Body, cone union, 3/8" BSP	C	
28F/9877	AGS.1103/E	Body, union, 1/2" BSP	C	
28F/11080	AGS.1106/B	Body, union, 1/2" BSP	C	
28F/9439766	AGS.1106/C	Body, union, 3/4" BSP	C	
28F/1013402	AGS.1111/B	Body, union, 1/2" BSP	C	
28F/9714	AGS.1111/C	Body, union, bulkhead, 3/8" BSP	C	
28F/9476128	AGS.1112/E	Body, union, 1/2" BSP	C	
28F/8011887	AGS.1113/B	Body, cone union, 1/2" BSP	C	
28F/9439533	AGS.1129/B	Body, cone banjo, 1/2" BSF	C	
28F/9130662	AGS.1147/B	Body, union, bulkhead, 1/2" BSP	C	
28D/1010658	A25/1B	Bolt, 4 BA	C	
28D/1038149	A25/2B	Bolt, 4 BA	C	
28D/9419452	A25/3B	Bolt, 4 BA	C	
28D/1010029	A25/6B	Bolt, 4 BA	C	
28D/1011013	A25/13B	Bolt, 4 BA	C	
28D/9436920	A25/1C	Bolt, 2 BA	C	
28D/9133011	A25/2C	Bolt, 2 BA	C	
28D/9133012	A25/3C	Bolt, 2 BA	C	
28D/1200119	A25/4C	Bolt, 2 BA	C	
28D/7002428	A25/6C	Bolt, 2 BA	C	
28D/1010030	A25/7C	Bolt, 2 BA	C	
28D/9140644	A25/9C	Bolt, 2 BA	C	
28D/9140645	A25/10C	Bolt, 2 BA	C	
28D/9435710	A25/11C	Bolt, 2 BA	C	
28D/9419397	A25/12C	Bolt, 2 BA	C	
28D/12536	A25/13C	Bolt, 2 BA	C	
28D/9140647	A25/14C	Bolt, 2 BA	C	
28D/1011021	A25/16C	Bolt, 2 BA	C	
28D/1011023	A25/20C	Bolt, 2 BA	C	
28D/8017157	A25/25C	Bolt, 2 BA	C	
28D/12814	A25/29E	Bolt, 1/2" BSF	C	
28D/12837	A28/1C	Bolt, 2 BA	C	
28D/13283	A28/2C	Bolt, 2 BA	C	
28D/13284	A28/3C	Bolt, 2 BA	C	
28D/13356	A28/4C	Bolt, 2 BA	C	
28D/13209	A28/9C	Bolt, 2 BA	C	
28F/9423227	AGS.1135/B	Bolt, banjo	C	
28F/1013401	AGS.1107/A	Coupling, pipe	C	
28F/9726	AGS.1123/C	Coupling, pipe, 4-way	C	
28F/1013599	AGS.1142/A	Nipple, adaptor	C	
28F/8011896	AGS.1142/C	Nipple, adaptor	C	
28F/9439897	AGS.1142/E	Nipple, adaptor	C	
28M/9403519	A27/BP	Nut, 4 BA	C	
28M/1006504	A27/BT	Nut, 4 BA	C	
28M/9403520	A27/CP	Nut, 2 BA	C	
28M/1006473	A27/CT	Nut, 2 BA	C	
28M/13324	A29/CP	Nut, 2 BA	C	

SERVICES

HYDRAULIC EQUIPMENT IN PORT AND STARBOARD WINGS

Ref. No	Part No.	Description	No. off	Matl. Spec	Cl. of Equip		Plate No
					M.R.	L.M.	
		1 2 3 4 5 6					
28F/9584	AGS.1148/B	Nut, 1/4" BSF			C
28M/10287	AGS.2001/B/1	Nut, 4 BA, stiff			C
28M/10288	AGS.2001/C/1	Nut, 2 BA, stiff			C
28M/10290	AGS.2001/E/1	Nut, 1/4" BSF			C
28M/10318	AGS.2002/B/3	Nut, 4 BA, stiff			C
28F/9128928	AGS.1115/2	Plate, washer			C
28F/11492	AGS.1115/3	Plate, washer			C
28F/9128929	AGS.1115/4	Plate, washer			C
28F/8872	AGS.1115/7	Plate, washer			C
28F/9130664	AGS.1149/2	Plate, washer			C
28S/1200033	A31/B24	Screw, 4 BA			C
28S/9995325	A33/B8	Screw, 4 BA			C
28F/9128943	AGS.1114/B	Sleeve, flanged, bulkhead, screwed, 1/4" BSP			C
28F/8011811	AGS.1118/B	Tee, cone, 1/4" BSP			C
28F/9476124	AGS.1118/C	Tee, cone, 1/4" BSP			C
28F/9463543	AGS.1120/1	Tee, cone, 1/4" BSP			C
28F/9439102	AGS.1105/B	Union, adaptor, 1/4" BSP			C
28F/9423237	AGS.1132/B	Union, banjo, 1/4" BSF			C
28W/9419465	SP.13/B	Washer			C
28W/9419402	SP.13/C	Washer			C
28W/9419474	SP.15/B	Washer			C
28W/9419475	SP.15/C	Washer			C
28W/9419486	SP.16/B	Washer			C
28W/9416642	SP.47/B	Washer, Spring			C
28W/9416632	SP.47/C	Washer, Spring			C
28W/6315	AGS.585/B	Washer, Spring			C
28W/6316	AGS.585/C	Washer			C
28F/9128928	AGS.1115/2	Washer, plate			C
28F/11492	AGS.1115/3	Washer, plate			C
28F/9128929	AGS.1115/4	Washer, plate			C
28F/8872	AGS.1115/7	Washer, plate			C
28F/8014021	AGS.1138/B	Washer, jointing			C
28F/9648	AGS.1138/BB	Washer, jointing			C
28F/9649	AGS.1138/C	Washer, jointing			C
28F/1018392	AGS.1138/CC	Washer, jointing			C

NOTE: PAGES 901 AND 902 NOT ISSUED

**SERVICES
OXYGEN SYSTEM**

Ref. No.	Part No.	Description	No. off	Mati. Spec.	Cl. of Equip.		Plate No.
					M.R.	L.M.	
	E.A2.71.323	OXYGEN SYSTEM, ASSEMBLY (MOD. 1404) ...	—	—	—	—	
	E.B7.71.189	Spares for:— MOVABLE CREW OXYGEN SYSTEM ARRANGEMENT	—	—	—	—	
		Spares for:—					
18862	EEAS.36/9	Clip, pipe	2	—	—	C	
6425	EEAS.143/3	Clip, pipe, single, $\frac{3}{8}$ " o/d	4	—	—	C	
4965	EEAS.143/5	Clip, pipe, single, $\frac{3}{8}$ " o/d	14	—	—	C	
5551	EEAS.143/14	Clip, pipe, single, $\frac{3}{8}$ " o/d	3	—	—	C	
15117	E.B7.71.53	Fairlead, half, at frame 1	2	LFS.21	—	C	
	E.B7.71.267	Fairlead, half, at frame A	2	LFS.21	—	—	
	E.B7.71.55	Hose, connecting, $\frac{7}{8}$ " i/d x $1\frac{1}{2}$ " o/d x 3" long, type 1 (Make from 32C/445)	2	DTD.625	—	LM	
5757	E.B7.71.97	Pipe, assembly, H.P., from coupling forward of frame 1 to coupling tee at frame 1 regulator line, starboard	1	L.54	—	C	
5758	E.B7.71.99	Pipe, assembly, H.P., from oxygen contents gauge tee to reducing valve tee, forward of frame 2	1	T.51	—	C	
5759	E.B7.71.101	Pipe, assembly, H.P., from supply tee forward of frame 2 to oxygen contents gauge, starboard	1	T.51	—	C	
5760	E.B7.71.103	Pipe, assembly, H.P., from fuel contents gauge to supply tee at frame 5, starboard	1	T.51	—	C	
5761	E.B7.71.105	Pipe, assembly, H.P., from supply tee to stop valve on pressure bulkhead, starboard	1	T.51	—	C	
5762	E.B7.71.107	Pipe, assembly, H.P., from supply tee to R.H. oxygen contents gauge	1	T.51	—	C	
20481	E.B7.71.235	Pipe, L.P., from oxygen regulator to hose coupling between frames A and 1, starboard $\frac{7}{8}$ " o/d x 22 SWG	1	L.54	—	C	
20482	E.B7.71.237	Pipe, assembly, H.P., from regulator to 2-way connector forward of frame 1, starboard	1	L.54	—	C	
13056	E.B7.71.265	Pipe, L.P., from hose coupling between frames A and 1 to flexible hose coupling aft of frame 2, starboard, $\frac{7}{8}$ " o/d x 22 SWG	1	—	—	C	
	E.B7.71.5	NAVIGATOR'S OXYGEN SYSTEM ARRANGEMENT	—	—	—	—	
		Spares for:—					
	E.A2.71.5019	Bracket, mounting, navigator's "demand" oxygen regulator and reducing valve (Mod. 4046)	1	—	—	—	
5780	E.B7.71.49	Clamp, reducing valve, mounting	1	—	—	C	
	EEAS.36/9	Clip, bonding	1	—	—	—	
4965	EEAS.143/5	Clip, pipe, single, $\frac{3}{8}$ " o/d	14	—	—	C	
5551	EEAS.143/14	Clip, pipe, single, $\frac{3}{8}$ " o/d	7	—	—	C	

**SERVICES
OXYGEN SYSTEM**

Ref. No	Part No.	Description	No. off	Mati. Spec.	Cl. of Equip.	Plate No.
					M.R. L.M.	
	E.B7.71.13	FITTINGS ON PRESSURE BULKHEAD, ASSEMBLY	—	—	—	
		Spares for:—				
18646	E.B7.71.21	Bracket, flexible hose connector	1	—	C	
1835	E.A3.57.21	Bracket, H.P., valve mounting	1	—	C	
1128	EEAS.69/2	Gasket	2	Neo-K-Tex	C	
	E.B7.71.5053	RELEASE, EMERGENCY OXYGEN, NAVIGATOR'S, INSTALLATION (MOD. 4076)	—	—	—	
		Spares for:—				
34671	E.B7.71.5049	RELEASE, EMERGENCY OXYGEN, ASSEMBLY	1	—	C	
		Spares for:—				
34485	E.B6.71.591	Cable, emergency release	1	—	C	
	E.B7.71.5051	Tube, c/w bracket, assembly	1	—	—	
	E.B7.71.55	Hose, connecting, 7/8" i/d x 1 1/4" o/d x 3" long, type 1 (Make from 32C/445)	4	DTD.625	LM	
	E.A2.71.5023	Pipe, L.P., from navigator's oxygen regulator to hose coupling, forward of frame 5, 7/8" o/d x 22 SWG (Mod. 4046)	1	L.54	C	
5765	E.B7.71.61	Pipe, L.P., bend, navigator's supply from coupling at navigator's table to coupling aft of frame 5, 7/8" o/d x 22 SWG	1	T.9 or L.54	C	
5766	E.B7.71.63	Pipe, L.P., from coupling aft of frame 5 to flexible hose coupling on pressure bulkhead, 7/8" o/d x 22 SWG	1	T.9 or L.54	C	
5767	E.B7.71.65	Pipe, assembly, H.P., from stop valve tee piece to reducing valve connection, port	1	T.51	C	
5768	E.B7.71.67	Pipe, assembly, H.P., from stop valve to reducing valve tee, port	1	T.51	C	
42020	E.A2.71.5015	Pipe, assembly, H.P., from supply line tee to navigator's reducing valve (Mod. 4046)	1	T.51	C	
42536	E.A2.71.5025	Pipe, assembly, medium pressure from navigator's reducing valve to regulator (Mod. 4046)	1	L.54	C	
5771	E.B7.71.111	Pipe, assembly, H.P., from oxygen valve to pressure bulkhead connection, starboard	1	T.51	C	
5772	E.B7.71.119	Pipe, assembly, H.P., from navigator's regulator tee to 3-way connection on rib 5	1	T.51	C	
5161	E.A3.71.453	Pipe, assembly, H.P., from oxygen valve to pressure bulkhead connection, port	1	T.51	C	
	E.A3.71.339	VALVE, H.P., OXYGEN, FRAMES 8-9, INSTALLATION	—	—	—	
		Spares for:—				
1835	E.A3.57.21	Bracket, H.P., valve mounting	1	—	C	

**SERVICES
OXYGEN SYSTEM**

Ref. No.	Part No.	Description	No. off	Matl. Spec.	Cl. of Equip.		Plate No.
					M.R.	L.M.	
	E.B7.71.15	OXYGEN, CYLINDERS, ASSEMBLY	—	—	—		
		Spares for:—					
9207	E.A1.71.111	Fairlead, at frame 12	1	LFS.21	C		
1128	EEAS.69/2	Gasket	1	Neo-K-Tex	C		
2473	E.A2.71.79	Pipe, assembly, oxygen bottle interconnection ...	2	T.51	C		
2474	E.A2.71.81	Pipe, assembly, oxygen bottle interconnection ...	2	T.51	C		
2475	E.A2.71.83	Pipe, assembly, oxygen bottle interconnection ...	1	T.51	C		
2476	E.A2.71.84	Pipe, assembly, oxygen bottle interconnection ...	1	T.51	C		
2479	E.A2.71.87	Pipe, assembly, oxygen bottle interconnection ...	1	T.51	C		
2480	E.A2.71.89	Pipe, assembly, oxygen bottle interconnection ...	1	T.51	C		
2481	E.A2.71.91	Pipe, assembly, oxygen bottle interconnection ...	1	T.51	C		
2482	E.A2.71.93	Pipe, assembly, oxygen bottle interconnection ...	1	T.51	C		
5773	E.B7.71.123	Pipe, assembly, from running coupling to cylinder charging tee	1	T.51	C		
5774	E.B7.71.125	Pipe, assembly, from charging line filter to 3-way connection	1	T.51	C		
5775	E.B7.71.131	Pipe, assembly, from 750-litre bottle connection to pressure bulkhead connection, port	1	T.51	C		
5778	E.B7.71.137	Pipe, assembly, from 2,250-litre bottle 2-way connection to pressure bulkhead connection, starboard	1	T.51	C		
5779	E.B7.71.163	Pipe, assembly, from 750-litre bottle connection to blanking union connection on frame 12	1	T.51	C		
3672	E.A2.71.211	Pipe, assembly, from charging valve to line filter	1	T.51	C		
21598	E.B7.71.251	Pipe, assembly, inter-connection between 2,250-litre and 750-litre bottles	1	T.51	C		
21599	E.B7.71.253	Pipe, assembly, inter-connection between 2,250-litre and 750-litre bottles	1	T.51	C		
21600	E.B7.71.257	Pipe, assembly, from 2,250-litre bottle to 2-way connection	1	T.51	C		
28U/14094	AS.2381	Rod, tension, 1/4" BSF	2	—	C		
2486	E.A2.71.71	Strap, oxygen bottles	12	DTD.390	C		
2487	E.A2.71.73	Strap, oxygen bottles	12	DTD.390	C		
4409	E.A3.71.391	Strap, oxygen bottle, 2,250-litre	2	—	C		
4410	E.A3.71.399	Strap, oxygen bottle, 2,250-litre	2	—	C		
1851	E.A1.71.63	Trunnion, screw, 1/4" BSF, for oxygen bottles mounting bracket	12	—	C		

**SERVICES
OXYGEN SYSTEM**

Ref. No	Part No.	1	2	3	4	5	6	Description	No. off	Matl. Spec.	Cl. of Equip.		Plate No.
											M.R.	L.M.	
	E.A3.71.469							PILOT'S OXYGEN SYSTEM ARRANGEMENT ...	—	—	—		
								Spares for:—					
5780	E.B7.71.49							Clamp, reducing valve mounting	1	—		C	
6425	EEAS.143/3							Clip, pipe, single, 7/8" o/d	10	DTD.610		C	
4965	EEAS.143/5							Clip, pipe, single, 7/8" o/d	12	DTD.610		C	
22515	EEAS.143/14H							Clip, pipe, single, 7/8" o/d, bonding	7	DTD.610		C	
	E.B7.71.55							Hose, connecting, 3/8" i/d x 1 1/2" o/d x 3" long, type 1 (Make from 32C/445)	3	DTD.625		LM	
38145	E.B7.71.505							Panel, guard, oxygen regulator (Mod. 3225) ...	1	—		C	
5786	E.B7.71.35							Pipe, assembly, H.P., from port tee piece at frame 5 to connection at pilot's console	1	T.51		C	
5787	E.B7.71.37							Pipe, assembly, H.P., from port connection at pilot's console to gauge and reducing tee on starboard side	1	T.51		C	
5789	E.B7.71.153							Pipe, assembly, H.P., between port and starboard supply line tees forward of frame 2, starboard	1	T.51		C	
13133	E.A3.71.533							Pipe, L.P., from regulator to hose connection, between frames 4 and 5, 3/4" o/d x 22 SWG	1	T.9 or L.54		C	
22496	E.A3.473							Pipe, L.P., from hose connection between frames 4 and 5 to flexible hose connection on pilot's seat, 3/8" o/d x 22 SWG	1	T.9 or L.54		C	
22497	E.A3.71.475							Pipe, assembly, from connection at pilot's console to regulator connection at frame 3	1	L.54		C	
22498	E.A3.71.477							Pipe, assembly, L.P., from prone position and reducing valve tee to connection at pilot's console	1	L.54		C	
22499	E.A3.71.479							Pipe, assembly, L.P., from connection at frame 3 to regulator	1	L.54		C	
22500	E.A3.71.481							Pipe, assembly, from reducing valve to pilot's regulator and prone position supply tee	1	L.54		C	
22589	E.A3.71.483							Pipe, assembly, H.P., from supply line tee to reducing valve	1	T.51		C	
	E.A3.71.5295							RELEASE, EMERGENCY OXYGEN, PILOT'S INSTALLATION (MOD. 4946)	—	—	—		
								Spares for:—					
34679	E.B7.71.5073							RELEASE, EMERGENCY, OXYGEN, ASSEMBLY	1	—		C	
								Spares for:—					
34485	E.B6.71.591							Cable	1	—		C	
	E.B7.71.5075							Tube, c/w bracket, assembly	1	—		—	
								Attaching parts for E.B7.71.5073:—					
28D/9436920	A25/1C							Bolt, 2 BA	8	—		C	
28M/10288	AGS.2001/C/1							Nut, 2 BA	8	—		C	
28W/9419475	SP.15/C							Washer	8	—		C	
18852	EEAS.21/2DR							Washer, special	21	L.72		C	

Pages 907 to 914 not issued



**SERVICES
OXYGEN SYSTEM**

Ref. No.	Part No.	Description	No. off	Matl. Spec.	Cl. of Equip.	Plate No.
					M.R. L.M.	
1 2 3 4 5 6						
SUMMARY OF STOCK ITEMS USED ON OXYGEN SYSTEM, ASSEMBLY						
28D/12528	A25/1B	Bolt, 4 BA, hex. head, 0"5 long	C	
28D/12511	A25/2B	Bolt, 4 BA, hex. head, 0"6 long	C	
28D/9419452	A25/3B	Bolt, 4 BA, hex. head, 0"7 long	C	
28D/13185	A25/17B	Bolt, 4 BA, hex. head, 2"1 long	C	
28D/13896	A25/20B	Bolt, 4 BA, hex. head, 2"4 long	C	
28D/9436920	A25/1C	Bolt, 2 BA, hex. head, 0"47 long	C	
28D/12513	A25/2C	Bolt, 2 BA, hex. head, 0"65 long	C	
28D/12514	A25/7C	Bolt, 2 BA, hex. head, 1"15 long	C	
28D/12629	A25/8C	Bolt, 2 BA, hex. head, 1"25 long	C	
28D/12630	A25/19C	Bolt, 2 BA, hex. head, 2"35 long	C	
28D/12569	A25/10E	Bolt, 1/4" BSF, hex. head, 1"55 long	C	
28D/11937	AS.1246/1B	Bolt, 4 BA, mushroom head, 0"5 long	C	
28D/11564	AS.1246/1C	Bolt, 2 BA, round head, 0"5 long	C	
28D/8337	AS.1248/1B	Bolt, 4 BA, mushroom head, 0"45 long	C	
28D/8341	AS.1248/1C	Bolt, 2 BA, mushroom head, 0"5 long	C	
28F/8294	AGS.1102/BB	Connector, 2-way	C	
28F/8295	AGS.1118/BB	Connector, 3-way	C	
28F/10501	AGS.1112/B	Coupling, pipe	C	
28F/11274	AGS.1115/2	Coupling, pipe	C	
28M/9403519	A27/BP	Nut, 4 BA, plain	C	
28M/9403520	A27/CP	Nut, 2 BA, plain	C	
28M/10287	AGS.2001/B/1	Nut, stiff, 4 BA	C	
28M/10288	AGS.2001/C/1	Nut, stiff, 2 BA	C	
28M/10290	AGS.2001/E/1	Nut, stiff, 1/4" BSF	C	
28M/10327	AGS.2002/B/1	Nut, stiff, 4 BA	C	
28M/10328	AGS.2002/C/1	Nut, stiff, 2 BA	C	
28M/10319	AGS.2002/C/3	Nut, stiff, 2 BA	C	
28M/8925	CD.3	Nut, stiff, 2 BA	C	
28P/12262	SP.9/E6	Pin, split, 3/32" dia. x 1/4" long	C	
28P/1104	SP.4Y/H22	Pin, shackle	C	
28W/9419474	SP.15/B	Washer, 4 BA, plain	C	
28W/9419475	SP.15/C	Washer, 2 BA, plain	C	
28W/9419404	SP.16/C	Washer, 2 BA, plain	C	
28W/9416642	SP.47/B	Washer, 4 BA, spring	C	
28W/9416632	SP.47/C	Washer, 2 BA, spring	C	

Restricted

Ref. No.	Part No.	1 2 3 4 5 6						No. off	Matl. Spec.	Cl. of Equip.	Plate No.
										M.R. L.M.	

SERVICES
ASSEMBLY OF VENTRAL TANK TO FUSELAGE

Ref. No.	Part No.	Description	No. off	Matl. Spec.	Cl. of Equip.		Plate No.
					M.R.	L.M.	
	E.A2.56.357	VENTRAL TANK TO FUSELAGE, ASSEMBLY	—	—	—		
		Spares for:—					
3519	E.A2.56.569	ADAPTOR , screwed	1	S.92	C		
5097	E.A2.56.639	CAP, TANK FILLER, GROUP	1	S.11	B		
		Spares for:—					
2569	E.A2.56.521	SEAL , filler, cap	1	Neo-K-Tex	C		
3696	E.A2.00.117	FAIRING, ASSEMBLY (For A/C WE.135 to WE.149 incl. supplied to Part No. E.A2.55.397 undrilled and with 0"2 trim allowance on fore and aft flanges and 0"1 trim allowance on end flanges fitment by CWP (Non interchangeable A/C only)	1	—	A		
2563	E.A2.56.397	FAIRING, ASSEMBLY (For A/C WE.150 and onwards supplied to Part No. E.A2.00.119 drilled and with 0"1 trim allowance on all 4 flanges)	1	—	A		
		Spares for:—					
7133	E.A1.50.97	HANDLE, TOGGLE (HEAVY LOAD), GROUP ...	1	—	C/MR		
		Spares for:—					
29H/4109	TERRY No. 169	RING , split, key, 1" dia.	1	—	C		
635	E.A1.50.49	SPRING	1	—	C		
2564	E.A2.56.389	HOUSING, TOGGLE DOOR, GROUP	1	—	C		
		Spares for:—					
	E.A2.56.389D	CABLE , 3 cwt. 4" long x 0"05 dia.	1	5W2/1	—		
28FP/73	DZUS F4/35	FASTENER	1	—	C		
	E.A1.50.163	FERRULE	1	Brass	—		
28FP/294	DZUS GF4/150	GROMMET	1	—	C		
29H/4100	TERRY No. 169	RING , split, key, 1" dia.	1	—	C		
	BOWDEN LTD.						
29H/4077	PN.1588	TRUNNION , type 12	1	Brass	C		
17661	E.A1.50.157	PIN , hinge, for toggle lever... ..	8	S.11	C/MR		
16449	E.A2.56.399	STOP , toggle lever	4	L.72	C		
2565	E.A2.56.523	GASKET , between filler pipe and stack pipe ...	1	Neo-K-Tex	C		
3518	E.A2.56.571	GASKET , for screwed adaptor and filler pipe ...	1	Neo-K-Tex	C		
2556	E.A2.56.391	HOOK, ASSEMBLY	4	—	C		
		Consisting of:—					
	E.A2.56.391A	BAR , 1/2" dia.	1	S.11	C		
642	E.A1.50.135	FORK-END	1	—	C		
646	E.A1.50.45	HOOK	1	—	C		
28M/12931	A27/ET	NUT , 1/2" BSF	2	—	C		
	EEAS.77/72	HOSE , rubber vent and purging pipe connection, 1" i/d. x 1 1/8" o/d. x 2 1/2" long (Make from Ref. 32C/376)	4	DTD.625	LM		
3415	E.A2.11.2231	PANEL , access to mounting straps	4	—	C		
2558	E.A2.56.437	PIPE , filler	1	—	C		
16464	E.A2.56.677	PLATE , filler neck aperture	1	—	C		

SERVICES
ASSEMBLY OF VENTRAL TANK TO FUSELAGE

Ref. No	Part No	Description	No. of	Matl. Spec.	Cl. of Equip.		Plate No
					M.R.	L.M.	
		1 2 3 4 5 6					
5098	E.A2.56.627	RING, rubber-sealing	1	Shore 30-40		C	
5159	E.A2.56.633	RING, half, retaining, 22 SWG	2	L.72		C	
16462	E.A2.56.643	RING, stiffening, 22 SWG	1	L.72	C/MR	C	
1444	EEAS.66/3	RING, clamping, 1½" dia.	8	L.72		C	
5099	E.A2.56.635	SEAL, rubber	1	Shore 30-40		C	
16463	E.A2.56.675	SEAL, filler neck aperture	1	Neo-K-Tex		C	
5160	E.A2.56.637	TAB, locking, 18 SWG	2	L.72		C	
1468	EEAS.1/2C	SCREW, 2 BA	2	S.11		C	
5879	E.A2.56.679	TANK, VENTRAL, GROUP (LESS FUEL PUMPS SU/5796) (Supplied to Part No. E.A2.00.267 for spares purposes) Spares for:—	1	—		A	
	E. E. CO. LTD. BRADFORD TYPE 219 Mk. I	ACTUATOR AND FUEL COCK, ASSEMBLY ... Consisting of:—	2	—		—	
5W/328	AED.200152	ACTUATOR, type 200	1	—		A	
5W/343	†	ADAPTOR, c/w label	1	—		C	
	SAUNDERS	COCK, fuel	1	—		A	
27F/2237	E.42.A.10	NUT, stiff	2	—		C	
28M/10288	AGS.2001/C/1	ADAPTOR, inlet valve	1	—		C	
2570	E.A2.56.401	BLOCK, locating, adjustable	4	—		C	
4798	E.A2.56.649	BOLT, special, sealing	220	S.97		C	
3523	EEAS.134/1½C	BOLT, special, sealing	6	S.97		C	
5842	EEAS.134/2C	BOLT, special, sealing	56	S.97		C	
5118	EEAS.134/3C	BRACKET, bonding	4	DTD.124A		—	
	E.A2.57.101						
2573	E.A2.81.256	CABLE, ASSEMBLY, 1K1, FROM SUPPRESSOR TO PLUG BRACKET, PORT, GROUP Consisting of:—	1	—		C	
5X/6737	EEAS.68/6	ADAPTOR, reducing	1	—		C	
5E/4187	†	CABLE, Uninyvin 12	QR	—		C	
10H/0970107	Z.62234	GASKET, union	1	—		C	
5CZ/3766	AGS.1747/4	LUG, terminal, No. 27	1	—		C	
10H/0970127	Z.49046	NUT, union	1	—		C	
5X/2105	Z.18413	PLUG, strainer	1	—		C	
5X/6026	Z.28095	PLUG, assembly	1	—		C	
10H/0970095	Z.49051	RING, thrust	1	—		C	
10H/0970087	Z.62228	RING, sealing	1	—		C	
5K/9107067	†	SLEEVE, ½" long	2	—		C	
5K/9107068	†	SLEEVE, 1" long	5	—		C	
32B/498	†	THREAD, waxed linen, No. 18	QR	—		C	
2574	E.A2.81.257	CABLE, ASSEMBLY, 3K1, FROM SUPPRESSOR TO PLUG BRACKET, STARBOARD, GROUP Spares for this group are identical with those for group Part No. E.A2.81.256	1	—		C	

SERVICES
ASSEMBLY OF VENTRAL TANK TO FUSELAGE

Ref. No.	Part No.	Description	No. off	Matl. Spec.	Cl. of Equip.		Plate No.
					M.R.	L.M.	
2575	E.A2.81.258	CABLE, ASSEMBLY, 1K2, FROM FUEL PUMP TO SUPPRESSOR, PORT, GROUP Consisting of:—	1	—		C	
5X/6757	EEAS.68/6	ADAPTOR , reducing	1	—		C	
5E/3094	†	CABLE , Uniprenmet 24	QR	—		C	
33H/56	†	CEMENT , Bostik	QR	—		C	
10H/0970293	CZ.69734	CLAMP , cable	1	—		—	
5X/240	Z.2277/2	FERRULE , cut	1	—		C	
10H/0970107	Z.62234	GASKET , union	1	—		—	
5CZ/3766	†	LUG , terminal, No. 27	2	—		C	
10H/0970095	Z.49051	RING , thrust	1	—		C	
5K/9107068	†	SLEEVE , 3/4" long	4	—		C	
5K/9107067	†	SLEEVE , 1" long	2	—		C	
5X/6029	CZ.27905	SOCKET , assembly, size Z	1	—		C	
5E/2904	†	WIRE , tinned copper, 25 SWG	QR	—		C	
5E/3141	†	WIRE , tinned copper, 32 SWG	QR	—		C	
2576	E.A2.81.276	CABLE, ASSEMBLY, 3K2, FROM FUEL PUMP TO SUPPRESSOR, STARBOARD, GROUP Spares for this group are identical with those for group Part No. E.A2.81.258	1	—		C	
	E.A2.56.481	CARTRIDGE, INHIBITOR, ASSEMBLY Spares for:—	1	—		—	
2577	E.A2.56.487	GASKET	2	Neo-K-Tex		C	
2578	E.A2.56.485	INHIBITOR	2	—		C	
2579	E.A2.56.491	PLATE , cover	2	L.72		C	
2580	E.A2.56.563	RING , nut	2	L.72		C	
2581	E.A2.56.489	WASHER , special	16	Neo-K-Tex		C	
2582	E.A2.56.381	CLIP , pipe, special, by-pass and non-return valve internal pipes	2	L.72		C	
2583	E.A2.56.393	CLIP , pipe, special, purging pipe (Pre-Mod. 3431)	1	L.56		C	
2584	E.A2.56.371	CONNECTION , venting and purging	4	—		C	
6A/2851	CA.40 SMITHS LTD.	CONNECTOR , uniradio	2	—		B	
6A/2995	CA.80	CONNECTOR , uniradio	1	—		B	
21611	E.A2.56.691	DRAIN , line, tank pumps	1	—		B	
2586	E.A2.56.147	GASKET , top access panel	6	Neo-K-Tex		C	
2587	E.A2.56.149	GASKET , fuel cover plate	4	Neo-K-Tex		C	
2588	E.A2.56.151	GASKET , forward end, tank doors	2	Neo-K-Tex		C	
2589	E.A2.56.181	GASKET , forward and rear, tank doors	2	Neo-K-Tex		C	
2590	E.A2.56.311	GASKET , venting and purging, pipe connection	4	Neo-K-Tex		C	
2591	E.A2.56.313	GASKET , fuel gauge unit	4	Neo-K-Tex		C	
2594	E.A2.56.359	GASKET , fuel pump mounting	2	Neo-K-Tex		C	
2592	E.A2.56.363	GASKET , fuel pipe connection	1	Neo-K-Tex		C	
2595	E.A2.56.373	GASKET , drain valve mounting	1	Neo-K-Tex		C	
2596	E.A2.56.515	GASKET , non-return valve	4	Neo-K-Tex		C	
2941	E.A2.56.581	GASKET , fuel feed, pipe joint	4	Neo-K-Tex		C	
12911	E.A2.56.695	GASKET , sealing for mounting strap	4	Neo-K-Tex		C	
	EEAS.164/16/28	HOSE , rubber, 1" i/d. x 1 1/2" o/d. 2"8 long (Pre-Mod. 3431) (Make from Ref. 32C/376)	1	DTD.625		LM	

SERVICES
ASSEMBLY OF VENTRAL TANK TO FUSELAGE

Ref No	Part No	Description	No. off	Matl Spec.	Cl. of Equip.		Plate No
					M.R.	L.M.	
	EEAS.164/40/45	HOSE , rubber, 2½" i/d. x 3" o/d. x 4½" long ... (Make from Ref. 32C/380)	1	DTD.625		LM	
2603	E.A2.56.137	PANEL , access, top skin ...	6	L.72		C	
2585	E.A2.56.143	PANEL , access, forward end ...	2	—		C	
2598	E.A2.56.179	PANEL , access, rear ...	1	L.72		C	
2599	E.A2.56.183	PANEL , access, forward ...	1	—		C	
2600	E.A2.56.375	PIPE , suction, drain ...	1	—		C	
5116	E.A2.56.681	PIPE , branch assembly, between fuel pump and fuel cock, starboard	1	L.54		C	
5117	E.A2.56.682	PIPE , branch assembly, between fuel pump and fuel cock, port	1	L.54		C	
2606	E.A2.56.383	PIPE , assembly, from fuel cock to feed pipe, connection	1	L.54		C	
2607	E.A2.56.385	PIPE , purging (Pre-Mod. 3431) ...	1	L.56		C	
2608	E.A2.56.387	PIPE , flange, tank inlet ...	1	—		C	
5154	E.A2.56.613	PIPE , assembly, from fuel cock to feed pipe connection, starboard	1	L.54		C	
2611	E.A2.56.135	PLATE , fuel gauge cover ...	4	—		C	
SU/5796	P.U.L.907 Mk. 1	PUMP , fuel (Pre-Mod. 1990) ...	2	—		A	
5UE/6236	P.U.L.907 Mk. 2	PUMP , fuel (Mod. 1990) (Pre-Mod. 2611) ...	2	—		A	
5UE/6788	P.U.L.907 Mk. 3	PUMP , fuel (Mod. 2611) ...	2	—		A	
2612	E.A2.56.145	RING , stiffening, venting and purging pump, connection	4	—		C	
2613	E.A2.56.361	RING , stiffening, fuel pipe connection ...	1	DTD.124		C	
1444	EEAS.66/3	RING , clamping, 1½" i/d (Pre-Mod. 3431) ...	2	L.72		C	
2614	EEAS.66/16	RING , clamping, 3" i/d. ...	4	L.72		C	
27Q/10454	SP.815/2	SEAL , bonding ...	1132	—		C	
5CY/2967	†	SUPPRESSOR , type 02 ...	2	—		A	
6A/2845	TAA.1/77	UNIT , fuel gauge ...	1	—		A	
6A/2846	TAA.2/78	UNIT , fuel gauge ...	3	—		A	
28Y/11843	AS.2573	VALVE, DRAIN, ASSEMBLY Consisting of:— VALVE, GROUP ... Spares for:—	1	—		B	
	AS.2588	CAP , assembly ...	1	—		—	
	AS.403	GUIDE , valve ...	1	—		—	
28Y/13379	AS.2578	RING , seating ...	1	—		C	
28Y/13380	AS.404	SPRING ...	1	—		C	
28Y/13381	AS.2579	VALVE ...	1	—		C	
28Y/13382	AS.2576	WASHER , for cup ...	1	—		C	
28W/12509	AS.410	WASHER , joint ...	1	—		C	
2620	E.A2.56.503	VALVE , non-return ...	4	—		B	
2621	EEAS.104	VALVE , water drain ...	3	—		B	
3515	EEAS.27/23FU	WASHER , special ...	24	DTD.124		C	
2622	E.A2.56.87	TRUNNION , tank support strap ...	4	S.65		C	
	EEAS.21/6ER	WASHER , special ...	10	L.72		—	

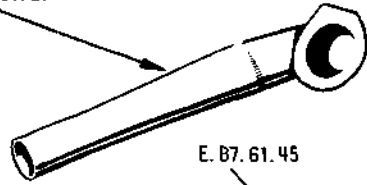
921
Pages ~~925~~ to 930 not issued



SERVICES
ASSEMBLY OF VENTRAL TANK TO FUSELAGE

Ref. No	Part No.	Description	No. off	Matl. Spec.	Cl. of Equip.	Plate No.
					M.R. L.M.	
		1 2 3 4 5 6				
SUMMARY OF STOCK ITEMS USED ON BELLY TANK TO FUSELAGE, ASSEMBLY						
28F/8011885	AGS.1142/B	Adaptor, nipple		C
28F/8216	AGS.1142/J	Adaptor, nipple, 1 1/4" o/d.		C
28D/1010658	A25/1B	Bolt, 4 BA		C
28D/1008149	A25/2B	Bolt, 4 BA		C
28D/9436920	A25/1C	Bolt, 2 BA		C
28D/9133011	A25/2C	Bolt, 2 BA		C
28D/9133012	A25/3C	Bolt, 2 BA		C
28D/1200119	A25/4C	Bolt, 2 BA		C
28D/7002428	A25/6C	Bolt, 2 BA		C
28D/1011019	A25/8C	Bolt, 2 BA		C
28D/9140644	A25/9C	Bolt, 2 BA		C
28D/1011240	A25/5E	Bolt, 1/4" BSF		C
28D/13334	AS.1244/2C	Bolt, 2 BA		C
28D/1013284	AS.1248/2C	Bolt, 2 BA		C
28D/1013301	AS.1248/4C	Bolt, 2 BA		C
28D/9334	AS.1249/3C	Bolt, 2 BA		C
28D/9552	AS.1249/4C	Bolt, 2 BA		C
28M/9403520	A27/CP	Bolt, 2 BA		C
28M/12928	A27/EP	Nut, 1/4" BSF		C
28M/10282	AGS.2001/B/1	Nut, stiff, 4 BA		C
28M/10274	AGS.2001/B/4	Nut, stiff, 4 BA		C
28M/10288	AGS.2001/C/1	Nut, stiff, 2 BA		C
28M/10291	AGS.2001/G/1	Nut, stiff, 3/8" BSF		C
28M/11957	AGS.2007/C/1	Nut, stiff, 2 BA		C
28M/8932	CD.1	Nut, stiff		C
28P/12262	SP.9/E6	Pin, split, 3/8" dia. x 3/4" long		C
28S/9997545	A31/C16	Screw, 2 BA		C
28S/9993003	A43/B8	Screw, 4 BA		C
28W/9419465	SP.13/B	Washer		C
28W/9419402	SP.13/C	Washer		C
28W/9416632	SP.47/C	Washer		C
28W/9475793	AGS.1582/C	Washer		C

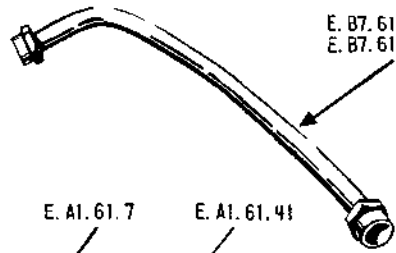
E. B7. 61. 25
E. B7. 61. 26



E. B7. 61. 89



E. B7. 61. 81
E. B7. 61. 82

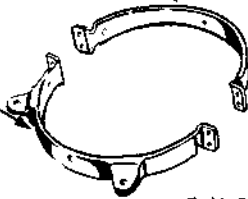


E. B7. 61. 45

E. A1. 61. 8




E. B7. 61. 43



E. A1. 61. 7

E. A1. 61. 41



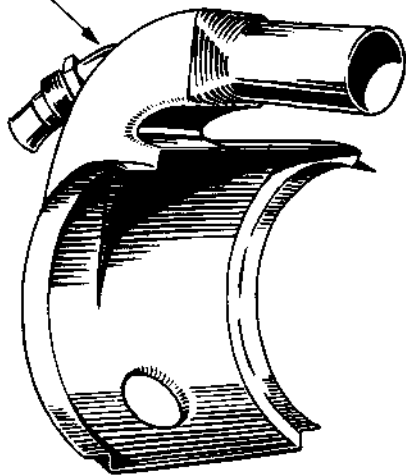
AVIATION DEVELOPMENTS
A 405

E. A1. 50. 595

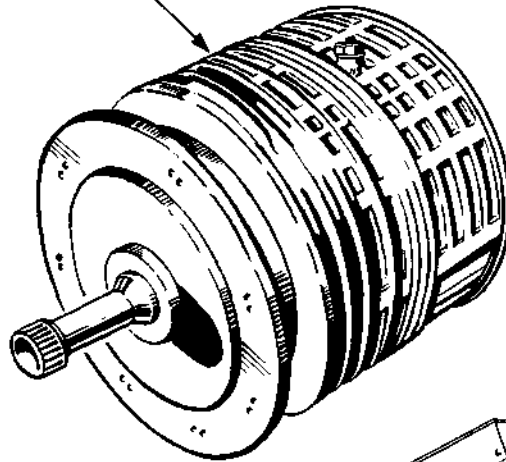


E. A1. 61. 42

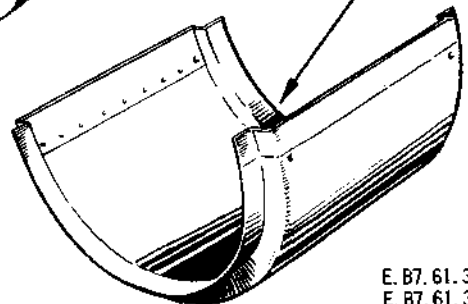
E. B7. 61. 21
E. B7. 61. 22



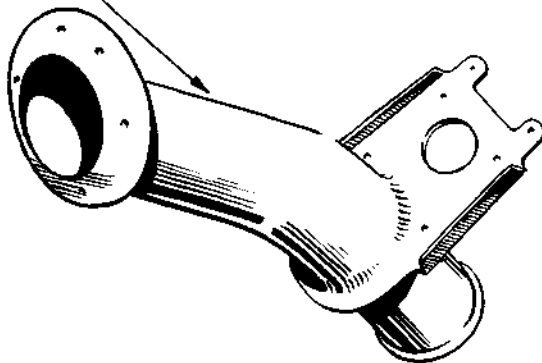
E. B7. 61. 59




E. B7. 61. 23




E. B7. 61. 53
E. B7. 61. 54

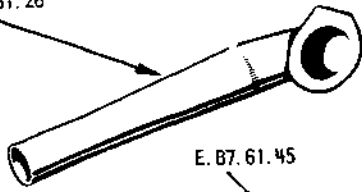


E. B7. 61. 37
E. B7. 61. 38





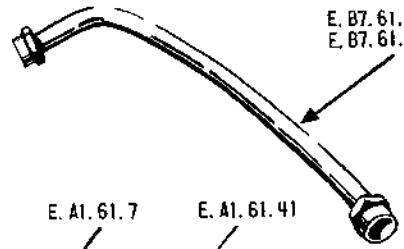
E. B7. 61. 25
E. B7. 61. 26



E. B7. 61. 89



E. B7. 61. 81
E. B7. 61. 82

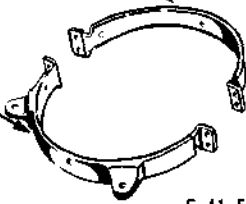


E. B7. 61. 45

E. A1. 61. 8




E. B7. 61. 43



E. A1. 61. 7

E. A1. 61. 41



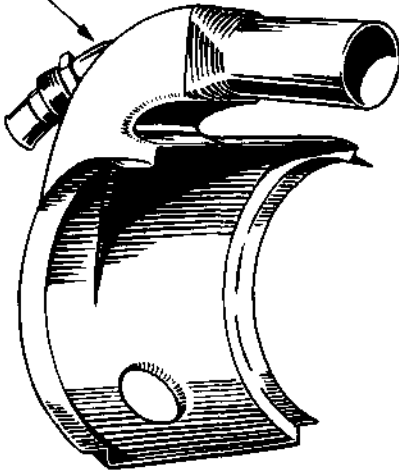
AVIATION DEVELOPMENTS
A 405

E. A1. 50. 595

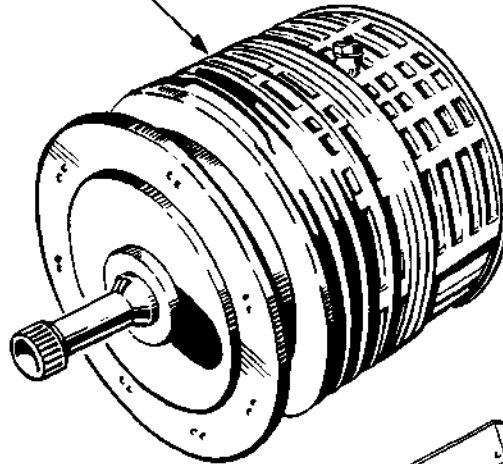


E. A1. 61. 42

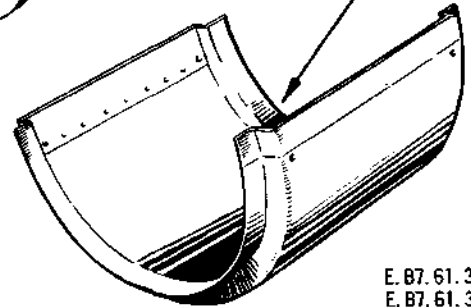
E. B7. 61. 21
E. B7. 61. 22



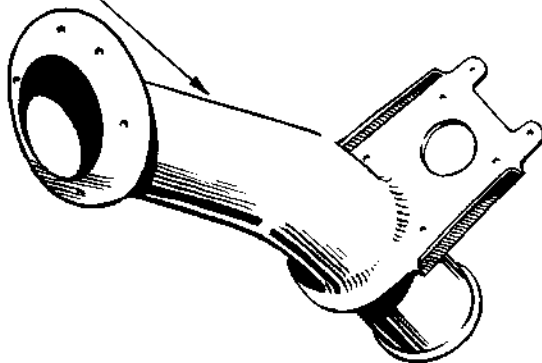
E. B7. 61. 59




E. B7. 61. 23




E. B7. 61. 53
E. B7. 61. 54



E. B7. 61. 37
E. B7. 61. 38





This file was downloaded
from the RTFM Library.

Link: www.scottbouch.com/rtfm

Please see site for usage terms,
and more aircraft documents.



LIGHTNING MK. 1
COVER PITOT HEAD
EB2-88-5111