

**TAIL UNIT
RUDDER C/W TAB**

Ref. No.	Part No.	Description	No. Off	Mati Spec.	Cl. of Equip.	Plate No.
					M.R. L.M.	
5173	E.A3.33.1	RUDDER, C/W TAB, ASSEMBLY	1	—	A	TU.1
1439171	E.A3.00.1069	RUDDER, C/W TAB, ASSEMBLY (MOD. 4478) ... (PRE MOD. 4853)	1	—	A	
	E.A3.00.5373	RUDDER, C/W TAB, ASSEMBLY (MOD. 4853) ... Spares for:—	1	—	—	
9992	E.A1.33.489	BOLT , special, balance weight	4	—	C	
329	E.A1.33.247	BOLT , special trim, tab actuator connecting ...	1	S.11	C	
5876	E.A1.33.283	BRACKET, HINGE TOP MOUNTING, ASSEMBLY ... Consisting of:—	1	—	B	TU.1
	E.A1.33.71	BRACKET, HINGE RUDDER, ASSEMBLY ... Spares for:—	1	—	—	TU.1
2A/9500467	HOFFMANN CA.3	BALLRACE , self aligning	1	—	C	TU.1
1041	EEAS.3J	HOUSING , ballrace	1	—	C	TU.1
20452	EEAS.4/18J	WASHER , packing	2	—	C	
2100	E.A1.33.293	BRACKET , hinge top mounting	1	DTD.683	C	TU.1
3668	E.A3.33.215	CUP , sealing	2	RUBBER	C	TU.1
28M/5808571	A27/GS	NUT , 3/8" BSF	1	—	C	TU.1
28P/1207	AGS.166/3	PIN , split	1	—	C	
3669	E.A3.33.213	PLATE , locking	1	DTD.124A	C	TU.1
28S/7187	No.8 x 3/8" 4100	SCREW , self tapping, type Z	1	—	C	
28W/9419477	SP.15/J	WASHER	1	—	C	
		Attaching parts for E.A1.33.283:—				
28D/1011240	A25/5E	Bolt , 1/2" BSF	2	—	C	
2101	E.A1.33.297	COWL , rudder, tab control rod	1	L.59	C	TU.1
9994	E.A1.33.189	HINGE TAB, BOTTOM, AT RIB 1, ASSEMBLY ... Consisting of:—	1	—	B	
	SKEFKO					
2A/9500463	CBA.2	BALLRACE , self aligning	1	—	C	
28N/2001688	AGS.2030/22	CIRCLIP , internal, 3/8" dia.	1	—	C	
	E.A1.33.189A	HOUSING , ballrace	1	L.40	—	
		Attaching parts for E.A1.33.189A:—				
28D/9133012	A25/3C	Bolt , 2 BA	3	—	C	
28W/9419475	SP.15/C	Washer	3	—	C	
	E.A3.33.7	NOSE, RUDDER AND PIVOT POINT, ASSEMBLY ... Spares for:—	1	—	—	
	E.A3.33.247	ARM , mass balance	1	—	—	
2A/9500423	RANSOME & MARLES CA.11 1/2	BALLRACE , main lower tab operating gear ...	1	—	C	
9949	E.A1.33.125	BRACKET, BOTTOM RUDDER HINGE, ASSEMBLY ... Spares for:—	1	—	B	
18220	E.A3.33.217	SHROUD , sealing	1	—	C	
2733	E.A1.33.815	SPIGOT , rudder bottom bearing	1	S.11	C	TU.1
		Attaching parts for E.A1.33.125:—				
28D/9133011	A25/2C	Bolt , 2 BA	10	H.T.S.	C	
28D/9133012	A25/3C	Bolt , 2 BA	2	H.T.S.	C	
28M/9433473	AGS.2002/C/1	Nut , 2 BA	12	—	C	
28W/9419404	SP.16/C	Washer	12	L.A.	C	

**TAIL UNIT
RUDDER C/W TAB**

Ref. No.	Part No.	Description						No. Off	Matl Spec.	Cl. of Equip. M.R. L.M.	Plate No.
		1	2	3	4	5	6				
13097	E.A3.00.259	GEAR, TAB OPERATING, ASSEMBLY (E.A1.33.215)						1	—	A	
		Spares for:—									
19742	E.A1.33.231	BRACKET, stop						1	—	C	
		Attaching parts for E.A1.33.231:—									
28D/9133012	A25/3C	Bolt, 2 BA						2	H.T.S.	C	
28M/9433473	AGS.2002/C/1	Nut, 2 BA						1	—	C	
19739	E.A1.33.161	LEVER, assembly						1	—	B	
		Attaching parts for E.A1.33.161:—									
19745	E.A1.33.241	Bolt, special						3	—	C	
28M/7002430	AGS.2002/E/1	Nut, 1/2" BSF						3	—	C	
19731	E.A1.33.211	STOP, limit						1	—	C	
		Attaching parts for E.A1.33.211:—									
28D/1011242	A25/7E	Bolt, 1/2" BSF						1	H.T.S.	C	
28M/1201610	AGS.2001/E/1	Nut, 1/2" BSF						1	—	C	
28W/9418921	SP.13/E	Washer						1	—	C	
19753	E.A1.33.803	TUBE, TORQUE, OUTER, ASSEMBLY						1	—	MR	
		Spares for:—									
19751	E.A1.33.721	LEVER, assembly						1	—	B	
		Attaching parts for E.A1.33.721:—									
19745	E.A1.33.241	Bolt, special						3	—	C	
28M/7002430	AGS.2002/E/1	Nut, 1/2" BSF						3	—	C	
28W/9419405	SP.15/E	Washer						3	—	C	
2103	E.A1.33.177	HOUSING, BEARING, FOR RUDDER OPERATING GEAR AT RIB 6, ASSEMBLY						1	—	B	TU.1
		Spares for:—									
2A/9500420	RANSOME & MARLES CA.1 5/16"	BALLRACE						1	—	C	TU.1
28N/1007712	AGS.2031/24	CIRCLIP, external, 1 1/4" dia.						1	—	C	TU.1
28N/2001693	AGS.2030/48	CIRCLIP, internal, 1 1/4" dia.						1	—	C	TU.1
	E.A1.33.123	HOUSING, bearing						1	L.40	—	
19741	E.A1.33.179	LEVER, tab control						1	—	C/MR	
5495	E.A1.33.205	PLATE, stop						1	L.40	C	TU.1
		Attaching parts for E.A1.33.205:—									
28D/9140203	AS.1246/3C	Bolt, 2 BA						1	H.T.S.	C	
19743	E.A1.33.201	RING, ballrace, retaining						1	L.64	C	TU.1
19730	E.A1.33.203	TUBE, distance						1	T.4	C	TU.1
		Attaching parts for E.A1.33.177:—									
28D/1011238	A25/3E	Bolt, 1/2" BSF						4	H.T.S.	C	
6360	E.A1.33.383	HOUSING, bearing, tab operating gear at rib 2						1	L.40	C	TU.1
		Attaching parts for E.A1.33.383:—									
28D/1011238	A25/3E	Bolt, 1/2" BSF						6	H.T.S.	C	
9715	E.A1.33.445	PANEL, access, L.H., lower hinge bracket ...						1	—	C	
9716	E.A1.33.447	PANEL, access, R.H., lower hinge bracket ...						1	—	C	
		Attaching parts for E.A1.33.445 and E.A1.33.447:—									
1025	EEAS.1/1C	Screw, 2 BA						8	S.11	C	

**TAIL UNIT
RUDDER C/W TAB**

Ref. No.	Part No.	Description						No. Off	Matl Spec.	Cl. of Equip.	Plate No.
		1	2	3	4	5	6			M.R. L.M.	
5402	E.A1.33.791	PANEL , access, upper hinge bracket						1	—	C	
1025	EEAS.1/1C	Attaching parts for E.A1.33.791:— Screw, 2 BA						10	S.11	C	
9717	E.A1.33.425	PLUG , sealing, rudder lifting point, assembly ...						2	—	C	
6833	E.A1.33.57	RIB , No. 1, leading edge, port (Pre-Mod. 4427) ...						1	—	C	
1438852	E.A9.33.75	RIB , No. 1, leading edge, port (Mod. 4427) ... (Supplied to Part No. E.A3.00.5265 for spares purposes)						1	—	C	
6834	E.A1.33.58	RIB , No. 1, leading edge, starboard (Pre-Mod. 4427)						1	—	C	
1438853	E.A9.33.76	RIB , No. 1, leading edge, starboard (Mod. 4427) (Supplied to Part No. E.A3.00.5266 for spares purposes)						1	—	C	
9935	E.A1.33.15	SPAR, RUDDER, ASSEMBLY						1	—	MR	
26556	E.A1.33.463	Spares for:— DIAPHRAGM , rudder spar						1	—	C	
1523	E.A1.33.779	NUT , special, balance weight clamping						1	M.S.	C	
9962	E.A3.33.133	PAD , balance weight, assembly						1	—	C	
	E.A3.33.283	REINFORCEMENT OF TRAILING EDGE, RIB NO. 1 (MOD. 4707) Spares for:—						—	—	—	
21652	E.A3.33.289	ANGLE , reinforcing, L.H.						1	L.72	MR	
21658	E.A3.33.290	ANGLE , reinforcing, R.H.						1	L.72	MR	
21655	E.A3.33.293	PACKING , below curved reinforcing strip						2	L.72	MR	
21654	E.A3.33.295	PACKING , butt strap						2	L.72	MR	
21650	E.A3.33.285	SKIN , insertion, L.H.						1	L.72	MR	
21656	E.A3.33.286	SKIN , insertion, R.H.						1	L.72	MR	
21651	E.A3.33.287	STRAP , butt, L.H.						1	L.72	MR	
21657	E.A3.33.288	STRAP , butt, R.H.						1	L.72	MR	
21653	E.A3.33.291	STRIP , packing, angle						2	L.72	MR	
9957	E.A1.33.75	RIB , trailing, No. 2, assembly						1	—	C	
9958	E.A1.33.77	RIB , trailing, No. 3, assembly						1	—	C	
9960	E.A1.33.93	RIB, TRAILING, NO. 6, ASSEMBLY						1	—	MR	
18216	E.A1.33.187	Spares for:— HINGE , tab, centre						1	—	C	
28D/9133011	A25/2C	Attaching parts for E.A1.33.187:— Bolt, 2 BA						1	—	C	
28D/9133012	A25/3C	Bolt, 2 BA						2	—	C	
28M/9403520	A27/CP	Nut, 2 BA						3	—	C	
28W/9419475	SP.15/C	Washer						2	—	C	
10007	E.A3.33.271	ROD, TAB CONTROL, ASSEMBLY (MOD. 1171)						1	—	B	TU.1
12026	E.A3.33.269	Spares for:— BOLT , special, adjusting						1	S.95	C	TU.1
3225	EEAS.131/1	END-FORK , for control tube						1	DTD.683	C	TU.1
28R/13507	CF.2	END-ROD						1	—	C	TU.1
1573	EEAS.37/13A	NIPPLE , 3/8" dia.						10	—	C	TU.1
	E.A1.33.275	SOCKET , screwed						1	L.40	—	
	EEAS.38/1A	SPOKE , 6 BA (Make from Ref. 28R/6123)						1	H.T.S.	LM	
1051	EEAS.13	Attaching parts for E.A3.33.271:— Bolt, special, 1/4" BSF						1	S.11	C	
328	E.A1.31.65	Bolt, special						1	—	C	
68	EEAS.14	Bash, bearing						2	S.11	C	
28M/1011467	A27/ES	Nut, 1/4" BSF						1	—	C	
28M/5808573	A27/CS	Nut, 2 BA						1	—	C	
2104	EEAS.28/8GR	Washer						2	L.72	C	
28W/9419404	SP.16/C	Washer						1	—	C	

Pages 1275 to 1284 not issued

1275

**TAIL UNT
RUDDER C/W TAB**

Ref. No.	Part No.	Description	No. off	Matl. Spec.	Cl. of Equip.	Plate No.
					M.R. L.M	
SUMMARY OF STOCK ITEMS USED ON RUDDER, C/W TAB, ASSEMBLY						
28D/9133011	A25/2C	Bolt, 2 BA, hex. head, "65 long		C
28D/9133012	A25/3C	Bolt, 2 BA, hex. head, "75 long		C
28D/1200119	A25/4C	Bolt, 2 BA, hex. head, "85 long		C
28D/1011030	A25/2E	Bolt, 1/2" BSF, hex. head, "7 long		C
28D/1011238	A25/3E	Bolt, 1/2" BSF, hex. head, "8 long		C
28D/1011240	A25/5E	Bolt, 1/2" BSF, hex. head, 1" long		C
28D/7002413	A25/14E	Bolt, 1/2" BSF, hex. head, 1"9 long		C
28D/12635	A25/24E	Bolt, 1/2" BSF, hex. head, 2"9 long		C
28D/9140203	AS.1246/3C	Bolt, 2 BA, round head, 0"7 long		C
28D/1214388	AS.1246/46E	Bolt, 1/2" BSF, round head, 5"05 long		C
28D/1214389	AS.1246/56E	Bolt, 1/2" BSF, round head, 1"01 long		C
28D/1013284	AS.1248/2C	Bolt, 2 BA, hex. head, 0"6 long		C
28M/9403520	A27/CP	Nut, 2 BA, plain		C
28M/5808573	A27/CS	Nut, 2 BA, slotted		C
28M/1011467	A27/ES	Nut, 1/2" BSF, slotted		C
28M/1077403	A27/ET	Nut, 1/2" BSF, thin		C
28M/1006939	A27/GP	Nut, 1/8" BSF, plain		C
28M/13376	A29/EP	Nut, 1/8" BSF, plain		C
28M/13717	A29/GP	Nut, 1/8" BSF, plain		C
28M/13718	A29/GPL	Nut, 1/8" BSF, plain, L.H. thread		C
28M/1278190	AGS.2001/C/1	Nut, stiff, 2 BA		C
28M/10281	AGS.2001/C/3	Nut, stiff, 2 BA		C
28M/9433473	AGS.2002/C/1	Nut, stiff, 2 BA		C
28M/11957	AGS.2007/C/1	Nut, stiff, 2 BA		C
28M/9434251	AGS.2008/B/1	Nut, stiff, 4 BA		C
28P/9527619	SP.90/C7	Pin, split, 1/8" x 1"		C
28W/9419475	SP.15/C	Washer, 2 BA, plain		C
28W/9419405	SP.15/E	Washer, 1/2" BSF, plain		C
28W/9419476	SP.15/G	Washer, 1/8" BSF, thin		C
28W/9419404	SP.16/C	Washer, 2 BA, plain		C
28W/9419487	SP.16/E	Washer, 1/2" BSF, plain		C

**TAIL UNIT
TAILPLANE AND ELEVATORS**

Ref. No.	Part No.	Description	No. Off	Mati Spec.	Cl. of Equip.	Plate No.
					M.R. L.M.	
	E.B6.00.19	TAILPLANE AND ELEVATORS, ASSEMBLY (PRE-MOD. 2182)	—	—	—	
	E.A9.00.19	TAILPLANE AND ELEVATORS, ASSEMBLY (MOD. 2182)	—	—	—	
		Spares for:—				
3385	E.A3.31.45	BOLT , special, in port elevator operating lever ...	1	S.95	C	
67	EEAS.13/1	BOLT , special, 1/2" BSF ...	1	S.11	C	
1590	E.A1.30.335	BUFFER , rubber, stop elevator control ...	2	Shore 45	C	
3386	E.A3.31.47	BUSH , control, for special bolt, port elevator operating lever	1	S.95	C	
2991	E.A1.31.1	ELEVATOR, C/W TAB, PORT, ASSEMBLY (PRE-MOD. 2182)	1	—	A	TU.2
1439168	E.A3.00.1065	ELEVATOR, C/W TAB, PORT, ASSEMBLY (MOD. 4478) (PRE-MOD. 4853) (For aircraft not embodying Mod. 2182)	1	—	A	
	E.A3.00.5369	ELEVATOR, C/W TAB, PORT, ASSEMBLY (MOD. 4853) (For aircraft not embodying Mod. 2182)	1	—	—	
13241	E.A9.31.1	ELEVATOR, C/W TAB, PORT, ASSEMBLY (MOD. 2182)	1	—	A	TU.2
		Spares for:—				
	E.A1.31.709	BALANCE, MASS, ELEVATOR, PORT, ASSEMBLY Consisting of:—	1	—	—	
	E.A1.31.713	ARM , balance weight ...	1	S.95	—	
	E.A1.31.133	BOLT , special, make-up balance weight ...	2	M.S	—	
	E.A1.31.705	PIN , special, locking, balance weight to arm ...	1	S.95	—	
19724	E.A1.31.707	PLUG , screwed end fitting ...	1	S.95	C/MR	
43227	E.A1.31.129	WEIGHT , balance make-up ...	1	G.E.C.	B/MR	
	E.A1.31.711	WEIGHT , arm, balance ...	1	Heavy Metal G.E.C.	—	
30A/9140209	†	WIRE , locking, 20 SWG ...	QR	Soft Iron	C	
2A/9500463	SKEFKO CBA.2	BEARING , ballrace elevator ...	1	—	C	
2A/9500419	SKEFKO T.T.S.8½	BEARING , ballrace, tab control lever at tab torque, mounting	1	—	C	
333	E.A1.31.63	BOLT , special, bearing tab hinge ...	1	S.11	C	
328	E.A1.31.65	BOLT , special, bearing, connecting rod at joint	1	S.65	C	
10076	E.A1.31.157	BRACKET , link, mounting ...	1	L.40	C	TU.2
28N/12455	AGS.2031/22	CIRCLIP , external, 1 1/8" dia. ...	1	—	C	
28N/2001688	AGS.2030/22	CIRCLIP , internal, 22 m/m ...	1	—	C	
	E.A1.31.11	ELEVATOR, PORT, ASSEMBLY	1	—	—	
		Spares for:—				
336	E.A1.31.79	BRACKET , hinge ...	3	—	C	TU.2
337	E.A1.31.485	COVER , hand hole between elevator rib and hinge rib	2	L.72	C	TU.2
10069	E.A1.31.487	DIAPHRAGM , tab shroud ...	3	—	C	
	E.A1.31.7	HORN, ELEVATOR, PORT, ASSEMBLY	1	—	MR	
		Spares for:—				
	E.A1.31.51	BRACKET , horn ...	1	DTD.300	—	
10022	E.A1.31.551	PANEL , skin, top ...	1	—	C	
10023	E.A1.31.552	PANEL , skin, bottom ...	1	—	C	
1468	EEAS.1/2C	SCREW , 2 BA ...	3	S.96	C	
1029	EEAS.1/4C	SCREW , 2 BA ...	8	S.96	C	
10035	EEAS.1/4½E	SCREW , 1/2" BSF ...	16	S.96	C	
338	E.A1.31.91	SPIGOT , hinge ...	1	S.96	C	

**TAIL UNIT
TAILPLANE AND ELEVATORS**

Ref. No.	Part No.	Description	No. Off	Matl Spec.	Cl. of Equip.	Plate No.
					M.R. L.M.	
	E.A3.31.25	WEIGHT, ELEVATOR HORN, BALANCE, ASSEMBLY	1	—	MR	
		Consisting of:—				
19726	E.A3.31.29	BOLT , special	1	M.S.	C/MR	TU.2
19725	E.A3.31.27	DISC , balance weight	QR	DTD.126A	C/MR	
19715	E.A1.31.333	DISC , balance weight	QR	L.64	C/MR	TU.2
	E.A1.31.339	HOUSING , balance weight	1	—	—	
28VV/9416198	SP.42/J	WASHER , tab	1	—	C	
28W/9419477	SP.15/J	WASHER	QR	—	C	
19727	E.A3.31.39	WEIGHT , mass balance	1	S.92	C/MR	
19728	E.A3.31.41	WEIGHT , mass balance	QR	S.92	C/MR	TU.2
10050	E.A1.31.83	HOUSING , bearing, tab spar	1	L.40	C	TU.2
1531	E.A1.31.679	MEMBER , trailing edge	1	L.72	C/MR	
10061	E.A1.31.325	PACKING , trailing edge	8	Balsa Wood	C	
10074	E.A1.31.499	PANEL , skin top	1	—	C/MR	
10075	E.A1.31.501	PANEL , skin bottom	1	—	C/MR	
10042	E.A1.31.25	RIB , No. 2, 3 and 4	3	—	C/MR	
10044	E.A1.31.29	RIB , No. 5, tab hinge	1	—	C/MR	
10045	E.A1.31.31	RIB , No. 9, tab hinge	1	—	C/MR	
1468	EEAS.1/2C	SCREW , 2 BA	2	S.11	C	
1033	EEAS.1/2½E	SCREW , ¼" BSF	8	S.11	C	
	E.A1.31.15	SPAR, ELEVATOR MAIN, PORT, ASSEMBLY	1	—	MR	
		Spares for:—				
19707	E.A1.31.53	BRACKET , hinge, elevator, centre	1	DTD.300	C	
5206	E.A1.31.169	BRACKET, BEARING, C/W BALLRACE, ASSEMBLY	1	—	B	TU.2
		Spares for:—				
1042	EEAS.3/K	HOUSING	1	—	C	
19717	E.A1.31.421	BUSH , balance weight arm	1	S.95	C/MR	
19711	E.A1.31.149	HINGE , elevator, inboard	1	L.45	C/MR	
6940	E.A1.31.317	MOUNTING, TAB, TORQUE TUBE, ASSEMBLY	1	—	C	
		Spares for:—				
13245	E.A1.31.215	LEVER , stop pin	1	S.11	C	
1091	EEAS.37/8A	NIPPLE , 4 BA	8	S.11	C	
5032	E.A1.31.303	SHIM	1	ALUM.	C	
	E.A9.31.89	SHIM , laminated, 0"003, 1/16" thick	2	S.11	LM	
	E.A9.31.81	SHIM , laminated, 0"003, 1/16" thick	2	S.11	LM	
		(Make from 30B/2443)				
338	E.A1.31.91	SPIGOT , hinge	2	S.11	C	
	EEAS.38/2A	SPOKE , 4 BA (Make from Ref. 28R/6124)	4	S.11	LM	
	HOFFMANN					
28R/13507	CF.2	END-ROD	1	—	C	
5982	E.A1.31.159	LEVER, COUPLING AND CONTROL OPERATING ROD, C/W BALLRACE (PRE-MOD. 2705)	1	—	B	TU.2
37749	E.A9.31.45	LEVER, COUPLING AND CONTROL OPERATING ROD, C/W BALLRACE (MOD. 2705)	1	—	B	
		Spares for:—				
2A/9500467	SKEFKO CBA.3	BEARING , ballrace	1	—	C	
		Attaching parts for E.A1.31.159 and E.A9.31.45:—				
28D/1011242	A25/7E	Bolt , ¼" BSF	4	—	C	
28D/1010031	A25/8E	Bolt , ¼" BSF	5	—	C	
28M/1011475	A27/EP	Nut , ¼" BSF	9	—	C	

**TAIL UNIT
TAILPLANE AND ELEVATORS**

Ref. No.	Part No.	Description	No. Off	Mati Spec.	Cl. of Equip.	Plate No.
					M.R. L.M.	
		1 2 3 4 5 6				
30A/9140209	†	WIRE, locking, 20 SWG	QR	Soft Iron	C	
2992	E.A1.31.3	ELEVATOR, C/W TAB, STARBOARD, ASSEMBLY	1	—	A	TU.2
1439169	E.A3.00.1067	ELEVATOR, C/W TAB, STARBOARD, ASSEMBLY (MOD. 4478) (PRE-MOD. 4853)	1	—	A	
	E.A3.00.5371	ELEVATOR, C/W TAB, STARBOARD, ASSEMBLY (MOD. 4853)	1	—	—	
	E.A1.31.710	Spares for:— BALANCE MASS ELEVATOR, STARBOARD, ASSEMBLY	1	—	—	
	E.A1.31.713	Consisting of:— ARM, balance weight	1	S.95	—	
	E.A1.31.133	BOLT, special, make-up balance weight	2	M.S.	—	
	E.A1.31.705	PIN, special, locking, balance weight to arm	1	S.95	—	
19724	E.A1.31.707	PLUG, screwed end fitting	1	S.95	C/MR	
43227	E.A1.31.129	WEIGHT, balance make-up	1	G.E.C.	B	
	E.A1.31.712	WEIGHT, arm, balance	1	Heavy Metal G.E.C.	—	
30A/9140209	†	WIRE, locking, 20 SWG	QR	Soft Iron	C	
2A/9500463	SKEFKO CBA.2	BEARING, ballrace, elevator tab	1	—	C	
333	E.A1.31.63	BOLT, special, bearing tab hinge	1	S.11	C	
328	E.A1.31.65	BOLT, special, bearing con rod at joint	1	—	C	
346	E.A1.31.275	BOLT, special, stop	1	L.40	C	
28N/2001688	AGS.2030/22	CIRCLIP, internal, 25 m/m	1	—	C	
	E.A1.31.13	ELEVATOR, STARBOARD, ASSEMBLY	1	—	MR	
	E.A1.31.79	Spares for:— BRACKET, hinge	3	—	C	TU.2
	E.A1.31.485	COVER, hand hole, between elevator rib and hinge rib	1	L.72	C	TU.2
10069	E.A1.31.487	DIAPHRAGM, tab shroud	3	—	C/MR	
	E.A1.31.8	HORN, ELEVATOR, ASSEMBLY	1	—	MR	
	E.A1.31.52	Spares for:— BRACKET, horn	1	DTD.300	—	
10022	E.A1.31.551	PANEL, skin, top	1	—	C/MR	
10023	E.A1.31.552	PANEL, skin, bottom	1	—	C/MR	
1468	EEAS.1/2C	SCREW, 2 BA	3	S.96	C	
1029	EEAS.1/4C	SCREW, 2 BA	8	S.96	C	
10035	EEAS.1/4½E	SCREW, ¼" BSF	16	S.96	C	
338	E.A1.31.91	SPIGOT, hinge	1	S.11	C	
	E.A3.31.25	WEIGHT, ELEVATOR HORN BALANCE, ASSEMBLY	1	—	MR	
	E.A3.31.29	Consisting of:— BOLT, special	1	M.S.	C/MR	TU.2
19725	E.A3.31.27	DISC, balance weight	1	DTD.126A	C/MR	
19715	E.A1.31.333	DISC, balance weight	QR	L.64	C/MR	TU.2
	E.A1.31.339	HOUSING, balance weight	1	—	—	
28W/9419477	SP.15/J	WASHER, ¾" BSF, plain	QR	—	C	
28W/9416198	SP.42/J	WASHER, tab	1	—	C	
19727	E.A3.31.39	WEIGHT, mass balance	1	S.92	C/MR	
19728	E.A3.31.41	WEIGHT, mass balance	QR	S.92	C/MR	TU.2
10050	E.A1.31.83	HOUSING, bearing, tab spar	1	L.40	C/MR	TU.2
1531	E.A1.31.679	MEMBER, trailing edge	1	L.72	C/MR	
10061	E.A1.31.325	PACKING, trailing edge	8	Balsa Wood	C	
10074	E.A1.31.499	PANEL, skin, top	1	—	C/MR	
10075	E.A1.31.501	PANEL, skin, bottom	1	—	C/MR	
10045	E.A1.31.31	RIB, No. 5 and 9, tab hinge	2	—	C/MR	

**TAIL UNIT
TAILPLANE AND ELEVATORS**

Ref. No.	Part No.	Description	No. Off	Matl Spec.	Cl. of Equip.	Plate No.
					M.R. L.M.	
1468	EEAS.1/2C	SCREW, 2 BA	4	S.11	C	
1033	EEAS.1/2½E E.A1.31.17	SCREW, ¼" BSF SPAR, ELEVATOR MAIN, STARBOARD, ASSEMBLY	6 1	S.11 —	C MR	
		Spares for:—				
19707	E.A1.31.53	BRACKET, hinge elevator, centre	1	DTD.300	C	
19717	E.A1.41.421	BUSH, balance weight arm	1	S.95	C/MR	
5207	E.A1.31.151	HINGE, elevator, inboard	1	L.45	C	
1091	EEAS.37/8A	NIPPLE, 4 BA	8	S.11	C	
338	E.A1.31.91	SPIGOT, hinge	1	S.11	C	
	EEAS.38/2A	SPIGOT, 4 BA (Make from Ref. 28R/6124) ...	4	S.11	LM	
21546	E.A1.31.351	LEVER, stop coupling arm attachment	1	DTD.683	C/MR	
10091	E.A1.31.271	LEVER, COUPLING CONTROL, ASSEMBLY (PRE-MOD. 2705)	1	—	B	
		Consisting of:—				
346	E.A1.31.275	BOLT, special, stop	1	L.40	C	
5982	E.A1.31.159	LEVER	1	—	C	
28M/1007404	A27/JT	NUT, ¾" BSF	1	—	C	
37750	E.A9.31.47	LEVER, COUPLING CONTROL, ASSEMBLY (MOD. 2705)	1	—	B	
		Consisting of:—				
346	E.A1.31.275	BOLT, special, stop	1	L.40	C	
37749	E.A9.31.45	LEVER	1	—	C	
28M/1007404	A27/JT	NUT, ¾" BSF	1	—	C	
		Attaching parts for E.A9.31.47:—				
28D/1011242	A25/7E	Bolt, ¼" BSF	4	—	C	
28D/1010031	A25/8E	Bolt, ¼" BSF	5	—	C	
28M/1011475	A27/EP	Nut, ¼" BSF	9	—	C	
340	E.A1.31.363	PLUG, elevator mechanism inspection	2	—	C	TU.2
2922	E.A1.31.105	ROD, connecting, elevator tab gear	1	—	C	
343	E.A1.31.277	SHIM, connecting rod attachment tab	1	ALUM.	C	
	or					
22976	EEAS.27/8/4	SHIM, connecting rod attachment tab	1	—	C	
3370	E.A1.31.6	TAB, ELEVATOR, STARBOARD, ASSEMBLY (PRE-MOD. 4078)	1	—	A	TU.2
34719	E.A3.31.127	TAB, ELEVATOR, STARBOARD, ASSEMBLY (MOD. 4078)	1	—	A	
1439174	E.A3.00.1075	TAB, ELEVATOR, STARBOARD, ASSEMBLY (MOD. 4478) (PRE-MOD. 4853)	1	—	A	
	E.A3.00.5379	TAB, ELEVATOR, STARBOARD, ASSEMBLY (MOD. 4853) (For Aircraft embodying Mod. 4078)	1	—	—	
		Spares for:—				
4679	E.A3.31.53	ARM, support, balance weight	12	L.40	—	TU.2
4160	E.A1.45.49	BOLT, special, balance weight fixing	12	—	C/MR	
4161	E.A1.31.50	FITTING, tab, hinge inter, inboard	1	L.40	C/MR	
4155	E.A1.31.55	FITTING, tab, hinge inter, outboard	1	L.40	C/MR	TU.2
4164	E.A3.31.23	FITTING, tab, hinge, outboard end	1	—	C/MR	TU.2
4165	E.A1.31.449	FITTING, tab, hinge, inboard end	1	—	C/MR	TU.2
334	E.A1.31.61	PIN, special, tab bearing	3	S.11	C	
343	E.A1.31.277	SHIM, balance weight packing	6	ALUM.	C	
	or					
22976	EEAS.27/8/4	SHIM, balance weight packing	6	—	C	

**TAIL UNIT
TAILPLANE AND ELEVATORS**

Ref. No.	Part No.	Description						No. Off	Matl Spec.	Cl. of Equip. M.R. L.M.	Plate No.
		1	2	3	4	5	6				
	E.A1.31.353							4	—	—	
	E.A1.31.355							2	—	—	
	E.A1.31.718							1	—	—	
1077	EEAS.28/34JR							1	—	C	
3075	E.A1.30.1147							1	—	C	TU.2
3076	E.A1.30.1148							1	—	C	TU.2
13125	E.A9.00.377							1	—	B	
13126	E.A9.00.378							1	—	B	
3085	E.A1.30.1107							1	L.72	C	TU.2
3383	E.A3.31.43							1	DTD.683	C	TU.2
3384	E.A3.31.40							1	S.95	C	
10990	E.A1.31.279							1	—	C	
31468	E.B8.31.31							1	—	C	
6942	E.B6.30.1							1	—	A	
4175	E.A1.30.297							4	S.65	C/MR	
4176	E.A1.30.299							4	S.65	C/MR	
4177	E.A1.30.321							8	DTD.473	C/MR	
	E.A3.30.409							8	S.98	—	
4386	E.A1.30.323							4	S.11	C	
10919	E.A1.30.413							1	—	B	
21343	E.A1.30.379							4	S.65	C	
352	E.A1.30.279							2	S.1	C	
353	E.A1.30.277							2	S.11	C	
13170*	E.A1.30.5							1	—	B	
33683											
35893	E.B8.30.99							1	—	MR	
35895	E.B8.30.339							1	—	C/MR	
35912	E.B8.30.375							1	—	C/MR	
35914	E.B8.30.377							1	—	C/MR	
	E.A9.30.81							1	—	MR	
33521	E.B8.30.89							1	—	C/MR	
10920	E.A1.30.69							1	—	C/MR	
12095	E.A1.30.171							1	—	C	
12096	E.A1.30.172							1	—	C	

**TAIL UNIT
TAILPLANE AND ELEVATORS**

Ref. No.	Part No.	Description						No. Off	Mati Spec.	Cl. of Equip. M.R. L.M.	Plate No.
		1	2	3	4	5	6				
	E.A3.30.405							1	S.97	—	
	E.A3.30.406							1	S.97	—	
28D/1215682	A59/3E							10	—	C	
28M/7002430	AGS.2002/E/1							10	—	C	
28W/9471273	SP.124/E							10	—	C	
10921	E.A1.30.71							1	—	C/MR	
10922	E.A1.30.73							1	—	C/MR	
10923	E.A1.30.75							1	—	C/MR	
10924	E.A1.30.77							1	—	C/MR	
10925	E.A1.30.79							1	—	C/MR	
10926	E.A1.30.81							1	—	C/MR	
10927	E.A1.30.83							1	—	C/MR	
10928	E.A1.30.85							1	—	C/MR	
10929	E.A1.30.87							1	—	C/MR	
10930	E.A1.30.89							1	—	C/MR	
	E.A1.30.43							1	—	—	
	E.A1.30.387							1	—	—	
5355	E.A1.30.355							1	—	C	
12061*	E.A1.30.6							1	—	B	
32323											
35894	E.B8.30.100							1	—	MR	
35896	E.B8.30.340							1	—	C/MR	
35913	E.B8.30.376							1	—	C/MR	
35914	E.B8.30.377							1	—	C/MR	
34405	E.A9.30.82							1	—	C/MR	
33522	E.B8.30.90							1	—	C/MR	
10920	E.A1.30.69							1	—	C/MR	
12095	E.A1.30.171							1	—	C	
12096	E.A1.30.172							1	—	C	
	E.A3.30.405							1	S.97	—	
	E.A3.30.406							1	S.97	—	
28D/1215682	A59/3E							10	—	C	
28M/7002430	AGS.2002/E/1							10	—	C	
28W/9471273	SP.124/E							10	—	C	
10921	E.A1.30.71							1	—	C/MR	
10922	E.A1.30.73							1	—	C/MR	
10923	E.A1.30.75							1	—	C/MR	
10924	E.A1.30.77							1	—	C/MR	
10925	E.A1.30.79							1	—	C/MR	
10926	E.A1.30.81							1	—	C/MR	
10927	E.A1.30.83							1	—	C/MR	
10928	E.A1.30.85							1	—	C/MR	
10929	E.A1.30.87							1	—	C/MR	
10930	E.A1.30.89							1	—	C/MR	

**TAIL UNIT
TAILPLANE AND ELEVATORS**

Ref. No.	Part No.	Description	No. Off	Matl Spec.	Cl. of Equip.	Plate No.
					M.R. L.M.	
		1 2 3 4 5 6				
	E.A1.30.44	SPAR, MAIN, ASSEMBLY	1	—	—	
	E.A1.30.388	Spares for:— BRACKET, SLINGING, ASSEMBLY	1	—	—	
5355	E.A1.30.355	Spares for:— DISC, sealing, assembly	1	—	C	
	E.A1.30.7	EDGE, TRAILING, TAILPLANE, PORT, ASSEMBLY	1	—	MR	
	E.A1.30.121	Spares for:— BOLT, special, mounting, centre hinge bracket	2	S.11	C/MR	
10962 354	E.A1.30.49	BRACKET, HINGE, ELEVATOR, OUTBOARD, ASSEMBLY	1	—	B	
	E.A1.30.117	Spares for:— BALLRACE	1	BSS.292	C	
2A/9500441 355	E.A1.30.401	HOUSING, ballrace	1	DTD.683	C	
1774	EEAS.4/20G	WASHER, packing, 20 SWG	1	L.72	C	
356	E.A1.30.117	BRACKET, HINGE, ELEVATOR, CENTRE, PORT, ASSEMBLY	1	—	B	TU.2
	E.A1.30.399	Spares for:— BALLRACE	1	BSS.292	C	
2A/9500441 357	E.A1.30.399	HOUSING	1	DTD.683	C	
21689	E.A1.30.403	CHANNEL, reinforcing	1	—	C	
27136	E.A1.30.405	CHANNEL, reinforcing	1	—	C	
12920	E.A1.30.383	CUP, sealing, elevator lock recess	2	L.40	C	
	E.A1.30.93	RIB, NO. 3, ASSEMBLY	1	—	—	
	E.A1.30.173	Spares for:— LUG, attachment (Pre-Mod. 4783)	1	—	C	
12097	E.A1.30.174	LUG, attachment (Pre-Mod. 4783)	1	—	C	
12098	E.A3.30.407	LUG, attachment (Mod. 4783)	1	S.97	—	
	E.A3.30.408	LUG, attachment (Mod. 4783)	1	S.97	—	
	A25/4E	Attaching parts for E.A3.30.407 or E.A3.30.408:— Bolt, 1/4" BSF	10	—	C	
28D/1008151	AGS.2002/E/1	Nut, 1/4" BSF	10	—	C	
28M/7002430	SP.124/E	Washer	10	—	C	
28W/9471273	E.A1.30.261	SHIM, plate	1	—	C	
5019	E.A1.30.51	SPAR, FALSE, OUTBOARD, ASSEMBLY	1	—	MR	
38762	E.A1.30.353	Spares for:— BRACKET, SLINGING, ASSEMBLY	1	—	MR	
21587	E.A1.30.355	Spares for:— DISC, sealing, assembly	1	—	C	
5355	E.A1.30.8	EDGE, TRAILING, TAILPLANE, STARBOARD, ASSEMBLY	1	—	—	
	E.A1.30.121	Spares for:— BOLT, special, mounting, centre lever bracket	2	S.11	C/MR	
10962	E.A1.30.313	BOLT, special, mounting	2	S.11	C	
21573	E.A1.30.49	BRACKET, HINGE ELEVATOR, OUTBOARD, ASSEMBLY	1	—	B	
354	E.A1.30.117	Spares for:— BALLRACE	1	—	C	
2A/9500441 355	E.A1.30.401	HOUSING, ballrace	1	—	C	
1774	EEAS.4/20G	WASHER, packing, 20 SWG	1	L.72	C	
356	E.A1.30.117	BRACKET, HINGE ELEVATOR, CENTRE STARBOARD, ASSEMBLY	1	—	B	TU.2
	E.A1.30.399	Spares for:— BALLRACE	1	—	C	
2A/9500441 357	E.A1.30.399	HOUSING, ballrace	1	DTD.683	C	

**TAIL UNIT
TAILPLANE AND ELEVATORS**

Ref. No.	Part No.	Description						No. Off	Matl Spec.	Cl. of Equip. M.R. L.M.	Plate No.
		1	2	3	4	5	6				
5178	E.A1.30.291							1	—	C	
5177	E.A1.30.293							1	—	C	
21569	E.A1.30.315							1	—	MR	
26365	E.A1.30.404							1	—	MR	
27137	E.A1.30.406							1	—	MR	
12920	E.A1.30.383							2	L.40	C	
	E.A1.30.93							1	—	—	
12097	E.A1.30.173							1	—	C	
12098	E.A1.30.174							1	—	C	
	E.A3.30.407							1	S.97	—	
	E.A3.30.408							1	S.97	—	
28D/1008151	A25/4E							10	—	C	
28M/7002430	AGS.2002/E/1							10	—	C	
28W/9471273	SP.124/E							10	—	C	
5019	E.A1.30.261							1	—	C	
38763	E.A1.20.52							1	—	MR	
	E.A1.30.354							1	—	—	
5355	E.A1.30.355							1	—	C	
6862	E.A3.30.43							2	—	C	
6735	E.A1.31.307							1	—	B/MR	
2A/9500470	SKEFKO CBA.5							1	—	C	
28N/1059398	AGS.2030/57							1	—	C	
	E.A1.31.45							1	—	—	
6736	E.A1.31.308							1	—	B/MR	
2A/9500470	SKEFKO CBA.5							1	—	C	
28N/1059398	AGS.2030/57							1	—	C	
	E.A1.31.46							1	—	—	
1103	EEAS.41/3							42	—	C	
1105	EEAS.41/5							60	—	C	
18609	E.A3.30.131							1	—	MR	
18610	E.A3.30.132							1	—	MR	
5353	E.A1.30.783							1	—	MR	
5354	E.A1.30.784							1	—	MR	
26095	E.A1.30.175							1	—	C	
26096	E.A1.30.176							1	—	C	
5073	EEAS.65							1	—	C	
18607	E.A3.30.107							1	DTD.683	C	
18608	E.A3.30.108							1	DTD.683	C	
5031	E.A1.31.441							2	—	C	
38088	E.A1.30.389							1	—	MR	
38089	E.A1.30.390							1	—	MR	

(Continued on page 1295)

**TAIL UNIT
TAILPLANE AND ELEVATORS**

Ref. No.	Part No.	Description	No. off	Matl. Spec.	Cl. of Equip.	Plate No.
					M.R. L.M	
	E.A1.30.33	SPAR, MAIN TAILPLANE, CENTRE SECTION, ASSEMBLY	1	—	—	
		Spares for:—				
5869	E.A3.30.145	BUSH, hinge	4	S.99	C	
40071	E.A1.30.263	FORK, bottom	2	S.65	MR	
27460	E.A1.30.265	FORK, top	2	S.65	MR	
5020	E.A1.30.267	SHIM	4	ALUM.	C	
7207	E.A1.30.415	VANE, sealing, port	1	—	MR	
7239	E.A1.30.416	VANE, sealing, starboard	1	—	MR	
1073	EEAS.28/15JR	WASHER, 10 SWG	8	L.72	C	
1077	EEAS.28/34JR	WASHER	4	—	C	
1079	EEAS.28/38JR	WASHER	4	—	C	
22288	E.A1.30.289	WASHER, fillet, actuator bracket	4	—	MR	
13127	E.A9.00.125	TAILPLANE, ASSEMBLY (MOD. 1277) (PRE-MOD. 2148)	1	—	A	
		Spares for this assembly are identical with those for assembly Part No. E.B6.30.1 on page 1292, except for the following additions				
		Add:—				
	E.A9.30.27	SEALING, TAILPLANE TO RUDDER STUB, PORT, GROUP (MOD. 1277)	—	—	—	
		Spares for:—				
24750	E.A3.30.265	PLATE, insert	1	—	C	
24752	E.A3.30.267	PLATE, insert	1	—	C	
24713	E.A9.30.35	SPRING-SEAL, assembly	1	—	C	
24715	E.A9.30.39	SPRING-SEAL, assembly	1	—	C	
	E.A9.30.28	SEALING TAILPLANE TO RUDDER STUB, STARBOARD, GROUP (MOD. 1277)	—	—	—	
		Spares for:—				
24751	E.A3.30.266	PLATE, insert	1	—	C	
24753	E.A3.30.268	PLATE, insert	1	—	C	
24714	E.A9.30.36	SPRING-SEAL, assembly	1	—	C	
24716	E.A9.30.40	SPRING-SEAL, assembly	1	—	C	
	E.A9.30.7	SEALING, TAILPLANE TO TAILPLANE STUB, PORT, GROUP (MOD. 1277)	—	—	—	
		Spares for:—				
24697	E.A9.30.9	BLOCK	1	—	C	
24699	E.A9.30.11	BLOCK	1	—	C	
24705	E.A9.30.17	BLOCK	1	—	C	
24707	E.A9.30.19	BLOCK	1	—	C	
24701	E.A9.30.13	PACKING	1	—	C	
24703	E.A9.30.15	PACKING	1	—	C	
24709	E.A9.30.21	PACKING	1	—	C	
24711	E.A9.30.23	PACKING	1	—	C	
	E.A9.30.8	SEALING TAILPLANE TO TAILPLANE STUB, STARBOARD, GROUP (MOD. 1277)	—	—	—	
		Spares for:—				
24698	E.A9.30.10	BLOCK	1	—	C	
24700	E.A9.30.12	BLOCK	1	—	C	
24706	E.A9.30.18	BLOCK	1	—	C	
24708	E.A9.30.20	BLOCK	1	—	C	

**TAIL UNIT
TAILPLANE AND ELEVATORS**

Ref. No.	Part No.	Description						No. off	Matl. Spec.	Cl. of Equip. M.R. L.M.	Plate No.
		1	2	3	4	5	6				
24702	E.A9.30.14							1	—	C	
24704	E.A9.30.16							1	—	C	
24710	E.A9.30.22							1	—	C	
24712	E.A9.30.24							1	—	C	
31025	E.A9.00.131							1	—	A	
<p>TAILPLANE, ASSEMBLY (MOD. 2148)</p> <p>Spares for this assembly are identical with those for assembly Part No. E.A9.00.125 on page 1295, except for the following deletions and additions</p> <p>Delete:—</p>											
18609	E.A3.30.131							1	—	MR	
18610	E.A3.30.132							1	—	MR	
<p>Add:—</p>											
28723	E.A9.30.75							1	—	MR	
28724	E.A9.30.76							1	—	MR	

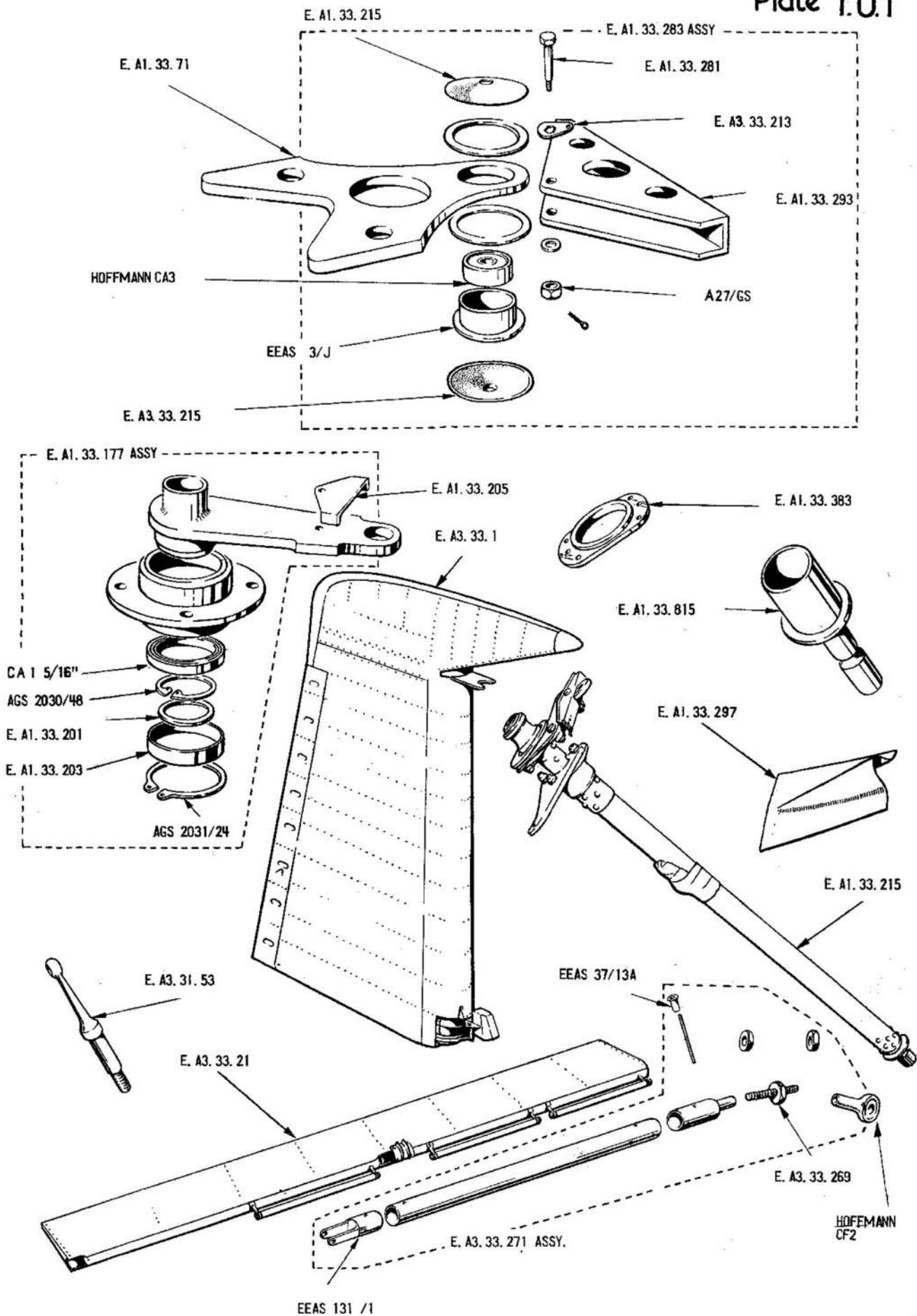
Pages 127 to 136 not issued

**TAIL UNIT
TAILPLANE AND ELEVATORS**

Ref. No.	Part No.	Description	No. off	Matl. Spec.	Cl. of Equip.	Plate No.
					M.R. L.M.	
SUMMARY OF STOCK ITEMS USED ON TAILPLANE AND ELEVATORS, ASSEMBLY						
			1	2	3	4
			5	6		
28D/9133011	A25/2C	Bolt, 2 BA, hex. head, 0"65 long	C
28D/9133012	A25/3C	Bolt, 2 BA, hex. head, 0"75 long	C
28D/1200119	A25/4C	Bolt, 2 BA, hex. head, 0"85 long	C
28D/1011019	A25/8C	Bolt, 2 BA, hex. head, 1"25 long	C
28D/1008151	A25/4E	Bolt, 1/4" BSF, hex. head, 0"9 long	C
28D/1011240	A25/5E	Bolt, 1/4" BSF, hex. head, 1" long	C
28D/1011242	A25/7E	Bolt, 1/4" BSF, hex. head, 1"2 long	C
28D/1010031	A25/8E	Bolt, 1/4" BSF, hex. head, 1"3 long	C
28D/1202771	A25/4G	Bolt, 5/16" BSF, hex. head, 0"95 long	C
28D/1011256	A25/5G	Bolt, 5/16" BSF, hex. head, 1"05 long	C
28D/1011257	A25/7G	Bolt, 5/16" BSF, hex. head, 1"25 long	C
28D/1202326	A25/14J	Bolt, 3/8" BSF, hex. head, 2"15 long	C
28D/1011311	A25/10L	Bolt, 7/16" BSF, hex. head, 1"7 long	C
28D/1214091	AS.1242/2C	Bolt, 2 BA, c'sk. head, 0"57 long	C
28D/9709461	AS.1242/3C	Bolt, 2 BA, c'sk. head, 0"67 long	C
28D/1007976	AS.1242/4C	Bolt, 2 BA, c'sk. head, 0"77 long	C
28D/9140203	AS.1246/3C	Bolt, 2 BA, round head, 0"7 long	C
28N/9153394	AGS.899/6	Collar	C
28M/6039	A18/JS	Nut, 3/8" BSF, slotted	C
28M/9403520	A27/CP	Nut, 2BA, plain	C
28M/5808573	A27/CS	Nut, 2BA, slotted	C
28M/1006473	A27/CT	Nut, 2BA, thin	C
28M/1011475	A27/EP	Nut, 1/4" BSF, plain	C
28M/1011467	A27/ES	Nut, 1/4" BSF, slotted	C
28M/1007403	A27/ET	Nut, 1/4" BSF, thin	C
28M/1006939	A27/GP	Nut, 5/16" BSF, plain	C
28M/5808571	A27/GS	Nut, 5/16" BSF, slotted	C
28M/1011470	A27/GT	Nut, 5/16" BSF, thin	C
28M/1011476	A27/JS	Nut, 3/8" BSF, slotted	C
28M/1007404	A27/JT	Nut, 3/8" BSF, thin	C
28M/13811	A27/JTL	Nut, 3/8" BSF, thin	C
28M/7683	AGS.572/A	Nut, 1/4" BSF, thin, slotted	C
28M/9433473	AGS.2002/C/1	Nut, stiff, 2BA	C
28M/7002430	AGS.2002/E/1	Nut, stiff, 1/4" BSF	C
28M/9434253	AGS.2007/B/1	Nut, stiff, 4BA	C
28M/11957	AGS.2007/C/1	Nut, stiff, 2BA	C
28P/9527619	SP.90/C7	Pin, split, 1/16" dia. x 1" long	C
28P/19233	SP.90/E6	Pin, split, 3/32" x 1" long	C
28P/19235	SP.90/E10	Pin, split, 3/32" dia. x 1 1/4" long	C
28P/9520015	SP.90/G8	Pin, split, 1/8" dia. x 1 1/4" long	C
28P/19157	SP.90/G10	Pin, split, 1/8" dia. x 1 1/2" long	C
28P/901	SP.4Y/F11	Pin, shackfe	C
28P/903	SP.4Y/F13	Pin, shackfe	C
28S/9435716	A33/B12	Screw, 4 BA, c'sk. head, 3/8" long	C
28S/9140929	A33/C12	Screw, 2 BA, c'sk. head, 3/8" long	C
28S/1202768	A33/C16	Screw, 2 BA, c'sk. head, 1/2" long	C
28W/9419475	SP.15/C	Washer, 2 BA, plain	C
28W/9419405	SP.15/E	Washer, 1/4" BSF, plain	C
28W/9419476	SP.15/G	Washer, 3/16" BSF, plain	C

**TAIL UNIT
TAILPLANE AND ELEVATORS**

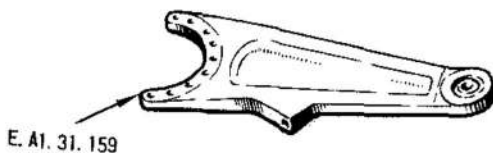
Ref. No.	Part No.	Description						No. off	Matl. Spec.	Cl. of Equip. M.R. L.M.	Plate No.
		1	2	3	4	5	6				
28W/9419477	SP.15/J	Washer		C	
28W/9419404	SP.16/C	Washer, 2 BA, plain		C	
28W/9419487	SP.16/E	Washer, 1/2" BSF, plain		C	
28W/9419489	SP.16/I	Washer, 3/4" BSF, plain		C	
28W/9419491	SP.16/N	Washer, 1/2" BSF, plain		C	
28W/9419492	SP.16/P	Washer, 5/8" BSF, plain		C	
28W/9419493	SP.16/Q	Washer, 3/4" BSF, plain		C	
28W/9416198	SP.42/J	Washer, tab		C	



RUDDER AND TAB OPERATING GEAR



E. A1. 31. 167



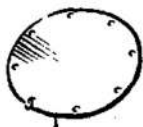
E. A1. 31. 159



E. A3. 31. 41



E. A1. 31. 155



E. A1. 31. 485



E. A1. 31. 363



E. A1. 31. 691



E. A1. 31. 317



E. A1. 31. 79



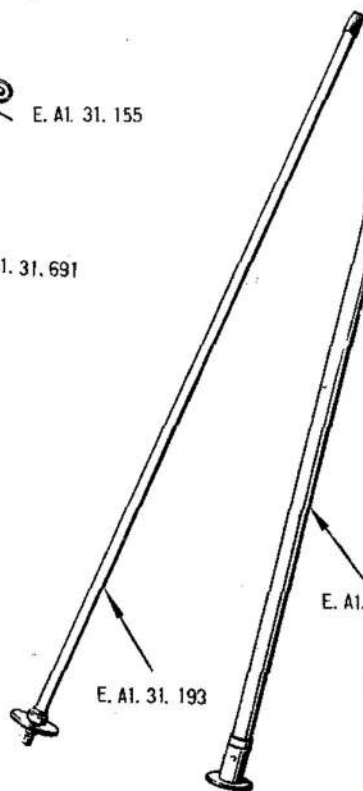
E. A1. 31. 169



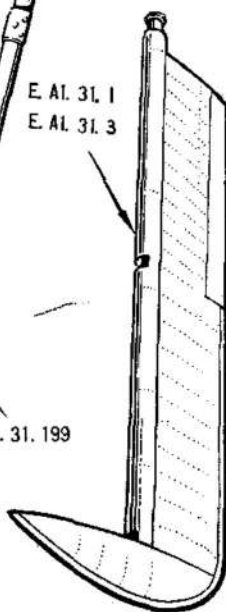
E. A3. 31. 29



E. A1. 31. 443

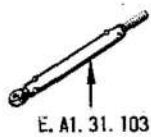


E. A1. 31. 193



E. A1. 31. 199

E. A1. 31. 1
E. A1. 31. 3



E. A1. 31. 103



E. A1. 31. 449



E. A3. 31. 53



E. A3. 31. 43



E. A1. 30. 117



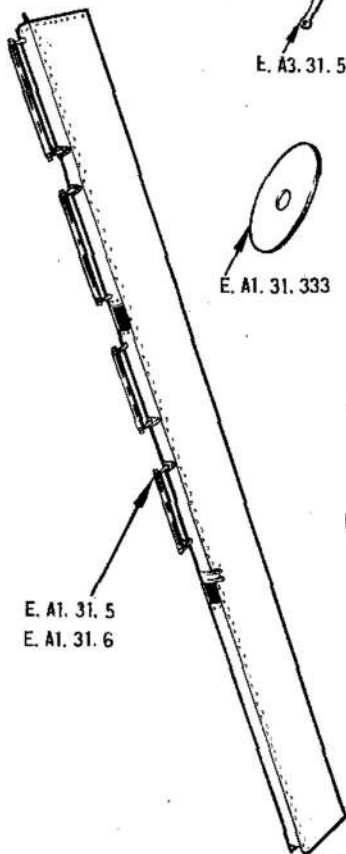
E. A1. 31. 55



E. A3. 31. 23



E. A1. 30. 1107



E. A1. 31. 5
E. A1. 31. 6



E. A1. 31. 333



E. A1. 31. 157



E. A1. 30. 307
E. A1. 30. 308



E. A1. 31. 83

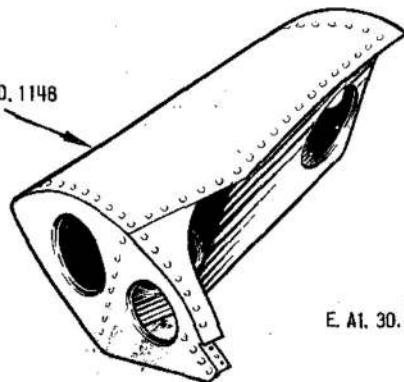


E. B6. 30. 29

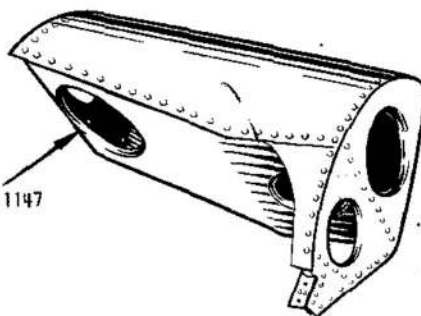


E. B6. 30. 21

E. A1. 30. 1148



E. A1. 30. 1147



This file was downloaded
from the RTFM Library.

Link: www.scottbouch.com/rtfm

Please see site for usage terms,
and more aircraft documents.



LIGHTNING MK. 1
COVER PITOT HEAD
EB2-88-511