

**EQUIPMENT ANCILLARY
GROUND EQUIPMENT**

Ref. No.	Part No.	Description	No. off	Matl. Spec.	Cl. of Equip.		Plate No.
					M.R. L.M.		
	E.A1.88.2	GROUND EQUIPMENT, ASSEMBLY	—	—	—		
		Spares for:—					
4Q/2627	E.A1.88.77	ADAPTOR , fuselage jacking	1	—	B		GE.1
1L/178	†	ADAPTOR , canopy to fuselage torque wrench (Mod. 2536)	1	—	C		
95087	E.A3.88.157	ARM, NOSEWHEEL STEERING, ASSEMBLY	1	—	A		GE.1
		Spares for:—					
20870	E.A3.88.57	ARM STEERING, ATTACHMENT	1	—	A/MR		
		Spares for:—					
21123	E.A3.88.47	BAR , release axle pin	2	—	C/MR		
21124	E.A3.88.49	BAR , release plunger	2	—	C/MR		
21218	E.A3.88.51	BUSH	2	—	C/MR		
40109	E.A3.88.41	GUIDE , axle pin	2	—	C/MR		
95459	E.A3.88.43	GUIDE , plunger	2	—	C/MR		
26190	E.A3.88.55	PIN , adaptor	2	—	C/MR		
22988	E.A3.88.25	PIN , axle, port	1	—	C/MR		
21120	E.A3.88.27	PIN , axle, starboard	1	—	C/MR		
21122	E.A3.88.45	PLUNGER	2	—	C/MR		
21219	E.A3.88.69	SPRING	2	—	C/MR		
95460	E.A3.88.53	WASHER , saddle	2	—	C/MR		
	FLEXELLO						
95494	633-C1	CASTOR , unit	2	—	B		
95022	E.A3.88.15	ATTACHMENT, NOSE TOWING BAR, ASSEMBLY	1	—	A		GE.1
		Spares for this assembly are identical with those for assembly Part No. E.A3.88.157 except for the following deletion and addition:—					
		Delete:—					
26190	E.A3.88.55	PIN , adaptor	2	—	C/MR		
		Add:—					
25733	E.A3.88.37	PIN , adaptor	2	—	C/MR		
95539	L.F.D.S. 4319	ASSISTOR , Avro triple bomb carrier (Mod. 2671)	1	—	B		
4G/2792	†	BAR , cowing	1	—	A		
95299	E.A3.88.297	BLOCK , for depressing stud ring cover when assembling or withdrawing fuel tanks No. 1 and 2	2	—	B		
	ELEC.HYDR'LICS						
95103	T.1342/75	BLOCK , split, for air brake	1	—	B		GE.1
95490	E.A1.88.889	BOLT , canopy slave (ST.8/4833) (Mod. 2536)	32	S.97	C		
95413	E.A3.88.307	BRACKET, MAIN WHEEL JACKING, ASSEMBLY (MOD. GE.1451)	2	—	B		
		Spares for:—					
21870	E.A3.88.219	BOLT	2	S.94 or S.95	C		
95013	E.A3.88.79	BRIDGE , detachable, for wing slugging	1	—	A		GE.1
95012	E.A1.88.89	CABLES , retaining bomb door	2	—	B		
1971	E.A3.88.91	CLAMP , aileron locking	1	—	B		GE.1
1972	E.A3.88.92	CLAMP , aileron locking	1	—	B		GE.1
1867	E.A1.88.73	CLAMP , elevator locking, starboard	1	—	B		GE.1
13142	E.A1.88.873	CLAMP , elevator locking, port (Mod. GE.2134)	1	—	B		
2468	E.A3.88.153	CLAMP, RUDDER, LOCKING, ASSEMBLY	2	—	B		GE.1
		Spares for:—					
14747	TERRY EX.12	SPRING	1	—	C		

**EQUIPMENT ANCILLARY
GROUND EQUIPMENT**

Ref. No.	Part No.	Description	No. off	Matl. Spec.	Cl. of Equip.	Plate No.
					M.R. L.M.	
95298	E.A3.88.205	COVER , used for protection and depressing stud rings when assembling or withdrawing fuel tanks No. 1 and 2	2	—	B	GE.1
	E.B6.88.35	COVERS, AIRCRAFT, GROUP (MOD. 1701)	—	—	—	
27D/2948	E.A3.88.301	COVER , nose	1	—	B	
27D/2809	E.A1.88.401	COVER , coupe	1	—	B	
27D/2991	E.A9.88.27	COVER , engine	2	—	B	
27D/2811	E.A1.88.405	COVER , jet pipe	2	—	B	
27D/2807	E.A1.88.407	COVER , main wheel	2	—	B	
27D/2806	E.A1.88.409	COVER , nose wheel	2	—	B	
27D/2962	E.A1.88.597	COVER , pressure head	1	—	B	
27D/2878	E.A1.88.787	COVER , equipment door	1	—	B	
95109	E.A3.88.211	CRADLE , for handling jettisonable wing tanks	1	—	A	
95037	E.A1.88.417	CRADLE , retraction test for use at frame 13	1	—	A	
95038	E.A1.88.419	CRADLE , retraction test for use at frame 29	1	—	A	
95113	ALVIS AS.18086	CRADLE , for bomb trolley	1	—	A	
95072	E.A1.88.551	DISC , setting engine control, starboard, 12 SWG	2	L.72	B	GE.2
95408	E.B6.88.27	DISC , setting engine control, port, 12 SWG	1	L.72	B	
	—	EQUIPMENT, SIGHTING, COMPASS ALIGNMENT, GROUP (MOD. 2627 - S.O.O.)	—	—	—	
		Spares for:—				
95563	E.A9.88.481	CASE , carrying, assembly	1	—	B	
95562	E.A9.88.479	ROD, SIGHTING, ASSEMBLY, AFT	1	—	A	
		Spares for:—				
	E.A9.88.497	BRACKET , mounting (spirit level)	1	—	—	
	E.A9.88.445	BRACKET , rod sighting	1	—	—	
	E.A9.88.447	JOINT , ball, inner	1	—	—	
	E.A9.88.449	JOINT , ball, outer	1	—	—	
	E.A9.88.467	KNOB	1	—	—	
	COOKE					
	TROUGHTON & SIME LTD. E 985					
	E.A9.88.495	LEVEL , spirit circular	1	—	—	
	E.A9.88.469	SHAFT	1	—	—	
	E.A9.88.477	STUD	1	—	—	
95561	E.A9.88.477	ROD, SIGHTING, FORWARD, ASSEMBLY	1	—	A	
		Spares for:—				
	E.A9.88.513	BRACKET , mounting (spirit level)	1	—	—	
	E.A9.88.505	CHUCK , inner portion	1	—	—	
	E.A9.88.507	CHUCK , sleeve	1	—	—	
	E.A9.88.515	CLIP	2	—	—	
	E.A9.88.447	JOINT , ball, inner	1	—	—	
	E.A9.88.449	JOINT , ball, outer	1	—	—	
	E.A9.88.517	JOINT , ball, rod end	1	—	—	
	COOKE					
	TROUGHTON & SIME LTD. E.985					
	E.A9.88.509	LEVEL , spirit circular	1	—	—	
	E.A9.88.519	PLATE , sighting	1	—	—	
	E.A9.88.511	ROD	1	—	—	
	E.A9.88.503	TIP , sighting	1	—	—	
		TUBE , 1½" o/d. x 22 SWG	1	—	—	
95292	A.6300	EXTRACTOR and assembly tool for wheels	1	—	B	
95047	E.A1.88.359	EXTRACTOR , wing to fuselage pick-up pins	1	—	A	GE.2
95044	E.A1.88.375	EXTRACTOR , for tab torque lever	1	—	A	GE.2

**EQUIPMENT ANCILLARY
GROUND EQUIPMENT**

Ref. No.	Part No.	Description						No. off	Matl. Spec.	Cl. of Equip.	Plate No.
		1	2	3	4	5	6			M.R. L M	
95104	E.A1.88.825	EXTRACTOR, for aileron hinge pin						1	—	A	GE.2
95462	E.B6.88.103	EXTRACTOR, rudder blow-back rod (Mod. GE.1912)						1	—	A	
27G/5105	A.10056	FIXTURE, hydraulic brake alignment.. ...						1	—	B	
	E.A1.88.91	FORMERS, ASSEMBLY, DRAWING, PORT						—	—	—	
95025	E.A1.88.91A	FORMER, wing lifting gantry forward, port ...						1	—	B	GE.2
95026	E.A1.88.91B	FORMER, wing lifting gantry, centre, port ...						1	—	B	GE.2
95027	E.A1.88.91C	FORMER, wing lifting gantry, aft, port ...						1	—	B	GE.2
95028	E.A1.88.91D	FORMER, wing lifting gantry, forward, port ...						1	—	B	GE.2
95029	E.A1.88.91E	FORMER, wing lifting gantry, centre, port ...						1	—	B	GE.2
95030	E.A1.88.91F	FORMER, wing lifting gantry, aft, port ...						1	—	B	GE.2
	E.A1.88.92	FORMERS, ASSEMBLY, DRAWING, STARBOARD						—	—	—	
95031	E.A1.88.92A	FORMER, wing lifting gantry, forward, starboard						1	—	B	GE.2
95032	E.A1.88.92B	FORMER, wing lifting gantry, centre, starboard ...						1	—	B	GE.2
95033	E.A1.88.92C	FORMER, wing lifting gantry, aft, starboard ...						1	—	B	GE.2
95034	E.A1.88.92D	FORMER, wing lifting gantry, forward starboard						1	—	B	GE.2
95035	E.A1.88.92E	FORMER, wing lifting gantry, centre, starboard ...						1	—	B	GE.2
95036	E.A1.88.92F	FORMER, wing lifting gantry, aft, starboard ...						1	—	B	GE.2
95115	E.A3.88.179	GAUGE, tailplane incidence and dihedral						1	—	B	
95010	E.A1.88.93	GAUGE, wing incidence dihedral						1	—	B	
95040	E.A1.88.447	GAUGE, levelling, cockpit lateral and fuselage longeron						1	—	B	
95093	E.A1.88.747	GAUGE, levelling, cockpit longeron and fuselage lateral						1	—	B	

**EQUIPMENT, ANCILLARY
GROUND EQUIPMENT**

Ref. No.	Part No.							Description	No. Off	Matl Spec.	Cl. of Equip.		Plate No.
		1	2	3	4	5	6				M.R.	L.M.	
6A/2679	†							4	—		B		
1C/2161	‡							1	—		B		
95277	E.B7.88.1							2	—		B		
95442	E.B6.88.85							2	—		A		
	E.B6.88.139							—	—		—		
	E.B6.83.173							1	—		—		
	E.B6.88.185							4	S.1		—		
	E.B6.88.175							1	—		—		
	E.B6.88.187							4	—		—		
	E.B6.88.179							2	—		—		
	E.B6.88.177							2	—		—		
	E.B6.88.189							4	—		—		
	E.B6.88.273							2	—		—		
	E.B6.88.205							1	—		—		
	E.B6.88.209							2	—		—		
	E.B6.88.211							2	—		—		
	E.B6.88.213							1	—		—		
	E.B6.88.223							1	S.92		—		
	E.B6.88.225							1	S.92		—		
	E.B6.88.221							2	S.92		—		
	E.B6.88.219							2	S.92		—		
	E.B6.88.215							1	—		—		
	E.B6.88.251							1	—		—		
	E.B6.88.223							1	S.92		—		
	E.B6.88.225							1	S.92		—		
	E.B6.88.253							2	S.96		—		
	E.B6.88.217							2	—		—		
	E.B6.88.217							2	—		—		
	E.B6.88.227							4	—		—		
	E.B6.88.281							1	—		—		
	E.B6.88.229							1	—		—		
	E.B6.88.283							1	—		—		
	E.B6.88.287							1	—		—		
	E.B6.88.209							1	—		—		
	E.B6.88.219							1	S.92		—		
	E.B6.88.221							1	S.92		—		
28M/13811	A27/JTL							1	—		C		
28M/1007404	A27/JT							1	—		C		
	E.B6.88.295							1	—		—		
	E.B6.88.213							1	—		—		
	E.B6.88.223							1	S.92		—		
	E.B6.88.225							1	S.92		—		
28M/13811	A27/JTL							1	—		C		
28M/1007404	A27/JT							1	—		C		
28M/1011467	A27/ES							2	—		C		

**EQUIPMENT, ANCILLARY
GROUND EQUIPMENT**

Ref. No.	Part No.	Description						No Off	Matl Spec.	Cl. of Equip. M.R. L.M.	Plate No.
		1	2	3	4	5	6				
28P/9559603	E.B6.88.297							2	Silver steel	—	
	SP.90/C6							2	—	C	
28W/14395	AS.1905/E8							4	—	C	
	AGS.899/8							4	—	C	
28N/5555	E.B6.88.293							1	—	—	
28M/13811	E.B6.88.251							1	—	—	
	E.B6.88.223							1	S.92	—	
28M/1007404	E.B6.88.225							1	S.92	—	
	A27/JTL							1	—	C	
28M/1011467	A27/JT							1	—	C	
	A27/ES							4	—	C	
28P/9559603	E.B6.88.253							2	S.96	—	
	E.B6.88.299							2	Silver steel	—	
28P/14543	SP.90/C6							4	—	C	
	SP.31/H8							2	—	C	
28W/14395	AS.1905/E8							8	—	C	
	E.B6.88.227							4	S.92	—	
28P/1202570	SP.90/E5							4	—	C	
	E.B6.88.285							1	—	—	
28M/13811	E.B6.88.289							2	—	—	
	E.B6.88.219							1	S.92	—	
28M/1007404	E.B6.88.221							1	S.92	—	
	A27/JTL							1	—	C	
28M/1007404	A27/JT							1	—	C	
	†							QR	—	—	
95089	E.B6.88.255							1	—	—	
	E.B6.88.259							2	S.92	—	
95089	E.B6.88.239							1	S.96	—	
	E.B6.88.141							1	—	—	
21084	E.A1.88.743							2	—	A	
	E.A2.88.77							2	—	C	
28FP/9432064	AVDEL A.817							2	—	C	
	E.A1.88.11							1	—	A	
95008	E.A1.88.59							1	—	A	
95009	E.A1.88.61							1	—	A	
95006	E.A1.88.63							1	—	A	
95005	E.A1.88.65							1	—	A	
95007	E.A1.88.601							1	—	A	
95084	E.A1.88.741							1	—	A	
95094	E.B6.88.39							1	—	A	
95443								1	—	A	
95479	E.B6.88.57							1	S.92	C	
	1L/22	†						1	—	B	
1L/45	†						1	—	B		
1L/67	†						1	—	B		
95269	E.A3.88.293							1	—	C	

**EQUIPMENT, ANCILLARY
GROUND EQUIPMENT**

Ref. No.	Part No.	Description	No. Off	Matl Spec.	Cl. of Equip.	Plate No.
					M.R. L.M.	
		1 2 3 4 5 6				
95064	E.A1.88.263	SPANNER, integral and drop tanks	1	DTD.124A	B	
95493	E.A1.88.877	SPANNER, nosewheel door (Mod. 2311)	1	—	B	
95054	E.A1.88.345	SPANNER, torque link, main undercarriage	1	DTD.124A	C	
95056	E.A1.88.347	SPANNER, special, "C", main undercarriage, oleo stop nut	1	—	B	
95057	E.A1.88.353	SPANNER, special, main undercarriage oleo piston	1	—	B	
95325	E.A3.88.303	SPANNER, special, main undercarriage oleo bearing ring	1	—	B	
95086	E.A3.88.135	SPANNER, special, main undercarriage oleo axle clamp	1	—	B	
95065	E.A1.88.365	SPANNER, special, plug, forward jacking point ...	1	—	B	
95046	E.A1.88.379	SPANNER, universal, for attaching aileron to centre hinge bracket	1	M.S.	B	
95059	E.A1.88.385	SPANNER, special, for undercarriage pivot pin ...	1	M.S.	B	
95060	E.A1.88.387	SPANNER, special, for undercarriage pivot nut ...	1	M.S.	B	
95079	E.A1.88.531	SPANNER, special, for drop tank, assembly	1	M.S.	C	
1C/3226	†	SPANNER, union, main fuel feed	2	—	B	
95466	E.B7.88.203	SPANNER, special, fuel pump, pipe, integral tank (Mod. GE.1730)	1	S.3	B	
95095	E.A1.88.749	SPANNER, forward bomb crutch	1	—	C	
95004	E.A1.88.23	SPIGOT, forward jacking, front fuselage	1	S.65	B	
95262	E.A3.88.273	STRAP, metal, for use with combined nose and centre fuselage sling	1	—	B	
95090	E.A1.88.799	STRUT, jury, tailplane	1	—	A	
95444	E.B6.88.81	STRAP, INNER, INTEGRAL TANK, ASSEMBLY (MOD. GE.1292) Spares for:—	1	—	B	
95465	E.B6.88.119	BOLT, sub-assembly	1	—	C	
95464	E.B6.88.121	BOLT, sub-assembly	1	—	C	
95483	E.B6.88.47	BRACKET, guide, inner	1	—	C	
05445	E.B6.88.83	STRAP, outer, integral tank, assembly	1	—	B	
	E.B7.88.53	TEMPLATES, NEUTRAL RIGGING, ASSEMBLY Spares for:—	—	—	—	
95297	E.B7.88.65	TEMPLATE, neutral, rigging, aileron	1	—	A	
95296	E.B7.88.55	TEMPLATE, neutral, rigging, elevator	1	—	A	
95265	E.A3.88.247	TEMPLATE, neutral, rigging, rudder	1	—	A	
	E.A3.88.5053	TEST SET, AIR VENTILATED SUIT (MOD. GE.4047) Spares for:—	—	—	—	
	E.A3.88.5069	ADAPTOR, test gauge, assembly	1	—	—	
	E.A3.88.5077	ADAPTOR, test gauge, assembly	1	—	—	
	E.A3.88.5057	ADAPTOR, orifice	3	—	—	
	E.A3.88.5055	CASE, carrying	1	—	—	
6A/	6685-420483	GAUGE, 0-30 lb.	1	—	—	
6A/	6685-420491	GAUGE, 0-200 lb.	1	—	—	
	E.A3.88.5059	PLUG, blanking, assembly	1	—	—	
	E.A3.88.5061	PLUG, blanking, assembly	1	—	—	
	E.A3.88.5063	PLUG, blanking, assembly	1	—	—	
95061	E.A1.88.351	TOOL, shock absorbing piston, centralising	1	—	A	
95062	E.A1.88.361	TOOL, special, combination, main undercarriage oleo insertion and extraction of spherical bearing	1	—	C	

**EQUIPMENT, ANCILLARY
GROUND EQUIPMENT**

Ref. No.	Part No.	Description						No Off	Matl Spec.	Cl. of Equip. M.R. L.M.	Plate No.
		1	2	3	4	5	6				
95101	E.A1.88.821	TOOL, setting						1	—	A	
	MARTIN-BAKER										
95082	A/MBEU/70/EE	TOOL, for cocking and uncocking snatch unit ...						1	—	C	
	E.A1.88.87	TRESTLES, REAR FUSELAGE, ASSEMBLY ...						—	—	—	
		Spares for:—									
95017	E.A1.88.87A	FORMER, forward						1	Spruce	B	
95018	E.A1.88.87B	FORMER, aft						1	Spruce	B	
95016	E.A1.88.85	TROLLEY, PRESSURE CABIN, GROUND MAINTENANCE, ASSEMBLY						1	—	A	
		Spares for:—									
95487	E.A2.88.53	WHEEL, trolley (Capowheel T.82)						1	—	A	
95069	ALVIS S.4954	TROLLEY, BOMB LOADING, HYDRAULIC, MK. 1						4	—	A	
	or										
95111	18101	TROLLEY, BOMB LOADING, HYDRAULIC, MK. 2						1	—	A	
		Spares for:—									
95239	HC.34501B	ADAPTOR, hose, pump, O.S.						1	—	B	
95240	HC.31723	ADAPTOR, hose, pump, lines						2	—	B	
95241	HC.24313	ADAPTOR, tank and pump						3	—	B	
95242	HC.4968	ADAPTOR						3	—	B	
95243	HC.27254	ADAPTOR						4	—	B	
95244	HC.33438	ADAPTOR, cylinder to hose						3	—	B	
95155	AS.17986	ADAPTOR, plate, 16½" dia.						8	—	C	
95122	AS.16571	ARM, steering, O.S.						1	—	A	
95123	AS.16572	ARM, steering, N.S.						1	—	A	
95249	HC.23364	BANJO, fitting						30	—	B	
95250	HC.23367	BANJO, fitting, double, 5/16"						8	—	B	
95251	HC.16297	BANJO, fitting, angle, reversing valve						1	—	B	
95252	HC.38058	BANJO, hose, 1/4"						10	—	B	
95217	AS.18151	BEARING, assembly, roller, cradle						8	—	A	
95218	AS.1856	BEARING, assembly, roller, store						8	—	A	
95253	HC.1318	BOLT, banjo, 1/4"						49	—	B	
95530	HC.31727/4	BOOT, cylinder lifting						1	—	C	
95531	HC.41447	BOOT, cylinder lifting						1	—	C	
95254	No. 1331	BOOT, for reversing valve						1	—	B	
95118	AS.16555	BRAKE, drum						2	—	A	
	GIRLING										
16L/21880	GB.34608	BRAKE, assembly, R.H.						1	—	A	
	GIRLING										
16L/21890	GB.34609	BRAKE, assembly, L.H.						1	—	A	
95138	AS.16688	BUSH, bellcrank lever						1	—	B	
95141	AS.16685	BUSH, upper brake lever spindle and valve handle shaft						6	—	B	
		lower brake lever spindle						2	—	B	
95144	AS.16687	BUSH, bisector lever						2	—	B	
95133	AS.16716	BUSH, handbrake lever						1	—	B	
95159	AS.16981	BUSH, reversing lever						1	—	B	
95121	AS.16575	BUSH, stub axle swivel pin and lifting arm stop						8	—	B	
95146	AS.16684	BUSH, spindle, brake lever						2	—	B	
95128	AS.16591	BUSH, tow bar, yoke and plate						4	—	B	
95151	AS.16569	BUSH, tilting cylinder pin						2	—	B	
95152	AS.16816	BUSH, long, transmitter shaft						2	—	B	
95153	AS.16817	BUSH, short, transmitter shaft						2	—	B	

**EQUIPMENT, ANCILLARY
GROUND EQUIPMENT**

Ref. No.	Part No.	Description	No. Off	Matl Spec.	Cl. of Equip.	Plate No.
					M.R. L.M.	
95157	AS.16987	BUSH, store roller	4	—	B	
95131	AS.17263	CATCH, trigger tow bar	1	—	C	
95255	K.20109	CLIP, for boot	1	—	B	
95219	HC.41412	CYLINDER, lifting	2	—	A	
95220	HC.31392J	CYLINDER, lifting	2	—	A	
95221	HC.25220-QC4	CYLINDER, TABLE OPERATING, 4" STROKE ...	2	—	A	
		Spares for:—				
	HC.26357/8	BOOT, c/w clip and filter, assembly ...	1	—	—	
95222	HC.25220-NJ6	CYLINDER, table operating, 6" stroke ...	2	—	A	
16T/770	No. 6358	EXTENSION, valve	4	—	B	
95226	MF.2604	FILTER, micronic	1	—	C	
	or					
	MF.2629	FILTER, micronic	1	—	C	
95247	HC.36961	FITTING, bulkhead	26	—	B	
16L/8300	15489	FITTING, bulkhead	8	—	C	
16L/10800	KL.44524	GASKET, for banjo	54	—	C	
95257	KL.44521	GASKET	70	—	B	
95258	KL.44528	GASKET, 3/8"	8	—	B	
95259	KL.44535	GASKET, 1/2"	8	—	B	
95225	HC.2107A	HANDWHEEL	2	—	B	
95230	CM.323B12	HOSE, pump and tank, N.S. and O.S., 12" long ...	3	—	B	
95231	CM.274D18	HOSE, pump and tank, N.S., 18" long ...	1	—	B	
95232	CM.374D24	HOSE, pump and tank, O.S., 24" long ...	1	—	B	
95233	CM.322B19	HOSE, lifting cylinder and hydroloc, O.S., 19" long	8	—	B	
95234	CM.323B24	HOSE, lifting, cylinder, 24" long ...	4	—	B	
95235	CM.322B42	HOSE, table cylinder	1	—	B	
95236	CM.322B34	HOSE, table cylinder	1	—	B	
95237	CM.322B41	HOSE, table cylinder	1	—	B	
95238	CM.322B32	HOSE, table cylinder	1	—	B	
95124	AS.16573	KEY, steering arm	2	—	B	
95126	AS.16595	LOCKNUT, steering arm tie rod socket, R.H. ...	2	—	B	
95127	AS.16596	LOCKNUT, steering arm tie rod socket, L.H. ...	2	—	B	
16L/9752	18234	NUT, tube, 5/8"	114	—	C	
95256	No. 19885	NUT, tube	6	—	B	
95117	AS.16438	NUT, wheel	32	—	B	
16M/1478	HC.1787	OUTLET, straight	10	—	C	
95245	HC.14028	OUTLET, straight, tank	1	—	B	
95136	AS.16751	PAWL, handbrake	1	—	B	
16L/2460	1234	PIECE, 3-way, 3/8" pipe	5	—	C	
95243	HC.40504	PIECE, 3-way, pump line, N.S.	1	—	B	
95154	AS.17039	PIN, hinge, transmitter, bracket	2	—	B	
28FP/9243488	AVDEL A1013	PIN, "pip"	2	—	C	
95134	AS.16715	PIN, pivot, handbrake lever	1	—	B	
95139	AS.16675	PIN, pivot, bellcrank lever	1	—	B	
95148	AS.16892	PIN, pivot, 22" long lifting cylinder	2	—	B	
95149	AS.16800	PIN, pivot, 8 1/2" long lifting cylinder	2	—	B	
95150	AS.16568	PIN, pivot, lifting cylinder	2	—	B	
95455	AS.17990	PIN, plunger, cradle retaining	4	—	C	
95120	AS.16574	PIN, stub, axle swivel (front) and lifting arm stop	1	—	B	
95129	AS.16592	PIN, swivel, tow bar yoke	1	—	B	
95130	AS.16594	PIN, swivel, tow bar	1	—	B	
95161	AS.17187	PIPE, tank to tee piece	1	—	B	
95162	AS.17188	PIPE, hose adaptor to filter, N.S.	1	—	B	
95163	AS.17189	PIPE, tank to hose, N.S.	1	—	B	
95164	AS.17191	PIPE, 3-way, to pump, N.S.	1	—	B	
95165	AS.17192	PIPE, pump to hose, N.S.	1	—	B	
95166	AS.17193	PIPE, pump to hose, O.S.	1	—	B	

**EQUIPMENT, ANCILLARY
GROUND EQUIPMENT**

Ref. No.	Part No.	Description						No Off	Matl Spec.	Cl. of Equip. M.R. L.M.	Plate No.
		1	2	3	4	5	6				
95167	AS.17194	PIPE,	reversing valve to selector valve	1	—	B		
95168	AS.17195	PIPE,	3-way, to reversing valve, N.S.	1	—	B		
95169	AS.17196	PIPE,	O.S. pump hose to 3-way, N.S.	1	—	B		
95170	AS.17197	PIPE,	3-way, to hose adaptor, N.S.	1	—	B		
95171	AS.17202	PIPE,	filter, to reversing valve	1	—	B		
95172	AS.17203	PIPE,	reversing valve to selector valve	1	—	B		
95173	AS.17204	PIPE,	bracket to selector valve	1	—	B		
95174	AS.17205	PIPE,	bracket to selector valve	1	—	B		
95175	AS.17206	PIPE,	bracket to selector valve	1	—	B		
95176	AS.17207	PIPE,	bracket to selector valve	1	—	B		
95177	AS.17208	PIPE,	O.S. bracket to N.S. bracket	1	—	B		
95178	AS.17209	PIPE,	O.S. bracket to N.S. bracket	1	—	B		
95179	AS.17210	PIPE,	O.S. bracket to N.S. bracket	1	—	B		
95180	AS.17211	PIPE,	O.S. bracket to N.S. bracket	1	—	B		
95181	AS.17212	PIPE,	hydroloc valve to hydroloc valve (arm)	2	—	B		
95182	AS.17213	PIPE,	hydroloc valve to hydroloc valve (arm)	2	—	B		
95183	AS.17216	PIPE,	No. 1, hydroloc valve (arm) to bracket, O.S.	1	—	B		
95184	AS.17217	PIPE,	No. 2, hydroloc valve (arm) to bracket, O.S.	1	—	B		
95185	AS.17218	PIPE,	No. 3, hydroloc valve (arm) to bracket, O.S.	1	—	B		
95186	AS.17219	PIPE,	No. 4, hydroloc valve (arm) to bracket, O.S.	1	—	B		
95187	AS.17220	PIPE,	No. 1, hydroloc valve (on arm) to bracket (on arm), O.S.	1	—	B		
95188	AS.17221	PIPE,	No. 2, hydroloc (on arm) to bracket (on arm), O.S.	1	—	B		
95189	AS.17222	PIPE,	No. 3, hydroloc (on arm) to bracket (on arm), O.S.	1	—	B		
95190	AS.17223	PIPE,	No. 4, hydroloc (on arm) to bracket (on arm), O.S.	1	—	B		
95191	AS.17224	PIPE,	jack to jack (Forward and aft)	1	—	B		
95192	AS.17225	PIPE,	jack to jack (Forward and aft)	1	—	B		
95193	AS.17226	PIPE,	jack to jack (Lateral)	1	—	B		
95194	AS.17227	PIPE,	jack to jack (Lateral)	1	—	B		
95195	AS.17228	PIPE,	hydroloc valve (Top) to 3-way, rear end	1	—	B		
95196	AS.17229	PIPE,	hydroloc valve (Top) to 3-way, rear end	1	—	B		
95197	AS.17230	PIPE,	pump hose adaptor, O.S. to pump hose adaptor, N.S.	1	—	B		
95198	AS.17231	PIPE,	reversing valve to selector valve	1	—	B		
95199	AS.17232	PIPE,	bracket to 3-way	2	—	B		
95200	AS.17233	PIPE,	bracket to 3-way	2	—	B		
95201	AS.17234	PIPE,	hydroloc valve (Top) to bracket, N.S.	1	—	B		
95202	AS.17235	PIPE,	hydroloc valve (Top) to bracket, N.S.	1	—	B		
95203	AS.17236	PIPE,	selector valve to bracket	1	—	B		
95204	AS.17237	PIPE,	selector valve to bracket	1	—	B		
95205	AS.17238	PIPE,	centre to bottom hydroloc valve	1	—	B		
95206	AS.17239	PIPE,	centre, hydroloc valve to 3-way	1	—	B		
95207	AS.17240	PIPE,	bracket to 3-way, N.S.	1	—	B		
95208	AS.17241	PIPE,	bracket to 3-way, N.S.	1	—	B		
95209	AS.17242	PIPE,	hydroloc valve (Bottom) to bracket, N.S.	1	—	B		
95210	AS.17243	PIPE,	centre to bottom hydroloc valve	1	—	B		
95211	AS.17244	PIPE,	bottom hydroloc valve to 3-way	1	—	B		
95212	AS.17245	PIPE,	bracket O.S. to 3-way	1	—	B		

**EQUIPMENT, ANCILLARY
GROUND EQUIPMENT**

Ref. No.	Part No.	Description	No. Off	Matl Spec.	Cl. of Equip.		Plate No.
					M.R.	L.M.	
		1 2 3 4 5 6					
95213	AS.17246	PIPE, bracket, O.S. to 3-way	1	—			B
95214	AS.17247	PIPE, hydroloc valve (Centre) to bracket, N.S. ...	1	—			B
95215	AS.17248	PIPE, selector valve to bracket, N.S.	1	—			B
95216	AS.17249	PIPE, selector valve to bracket, N.S.	1	—			B
95246	HCP.16902	PLUG, pump	2	—			B
95224	HC.26140F	PUMP, transmitter	2	—			A
95135	AS.16245	QUADRANT	1	—			B
95125	AS.16577	ROD, tie, steering	2	—			C
95617	LOCKHEED 2286	SCREW, bleeder transmitter pump	2	—			C
95119	†	SEAL, oil, hub (Buttonwood No. 275-350) ...	4	—			B
95467	AS.18003/2	SEAL, felt	8	—			C
95158	AS.17006	SHAFT, store roller	4	—			C
95160	AS.17934	SHAFT, valve handle	2	—			C
95260	J.3704 R.H.	SOCKET, assembly, steering tie rod, R.H. ...	2	—			B
95261	J.3705 L.H.	SOCKET, assembly, steering tie rod, L.H. ...	2	—			B
95140	AS.16678	SPINDLE, brake lever	2	—			B
95143	AS.16671	SPINDLE, bisector lever	1	—			B
95145	AS.16683	SPINDLE, brake lever	2	—			B
95147	N.1738	SPINDLE, brake return	2	—			B
95156	AS.3729	SPRING, cradle retaining pin trigger	4	—			B
95137	N.1464	SPRING, handbrake trigger rod	1	—			B
95132	AS.17271	SPRING, tow bar, catch	1	—			B
95116	AS.16437	STUD, wheel	32	—			C
95223	HC.42544	TANK, supply	1	—			B
16T/768	†	TUBE, inner	4	—			A
16T/767	†	TYRE, standard tread, 10-ply, 7" x 9" ...	4	—			A
95227	HC.19694A	VALVE, hydroloc	7	—			A
95228	HC.28085S	VALVE, reversing	1	—			A
95229	HC.42197	VALVE, ROTARY SELECTOR, 4-WAY	1	—			B
95648	HC.42237	SEAL	1	—			C
16T/766	WDM.685	WHEEL, road, 4"33 x 9"	4	—			A
95263	ALVIS AS.18152	TROLLEY, POWER PACK (For use with Ref. 95111) Spares for:—	1	—			A
95356	ALVIS AS.18126	ADAPTOR, control valve	1	—			B
95239	LOCKHEED HC.34501/B	ADAPTOR, 1/4" x 1/4"	1	—			B
95373	HC.34501/C	ADAPTOR, 3/8" x 3/8"	1	—			B
95241	HC.24313	ADAPTOR	2	—			B
95243	HC.27254	ADAPTOR	1	—			B
95387	HC.35563	ADAPTOR, 3/4" BSF x 3/8" BSP	1	—			C
95388	HC.23709	ADAPTOR, 1/8" BSF x 3/8" BSP	1	—			B
95389	HC.34502/CB	ADAPTOR, hose, 3/8" BSP x 1/4" BSP ...	2	—			B
95383	HC.22379	BANJO, 3/8"	3	—			B
95390	No. 236	BANJO, 1/4"	1	—			B
95253	HC.1318	BOLET, banjo	4	—			B
95365	ALVIS AS.18360	BUCKLE-END, strap	4	—			B
95344	AS.18119	CAP, support leg	4	—			B
27BA/8794	LOCKHEED AVA.63/C	CAP, blanking, 3/8"	1	—			B
27BA/8826	AVA.63/B	CAP, blanking, 1/4"	1	—			B
95394	HC.1000	CLIP, pipe, 1/4", double	2	—			B
95395	HC.2449	CLIP, pipe, 3/8" single	2	—			B

**EQUIPMENT, ANCILLARY
GROUND EQUIPMENT**

Ref. No.	Part No.	Description						No Off	Matl Spec.	Cl. of Equip. M.R. L.M.	Plate No.
		1	2	3	4	5	6				
95348	ALVIS AS.18143										
	LOCKHEED										
95381	HC.42472										
95385	HC.11835										
27BA/8759	AVA.57/B										
27BA/8760	AVA.57/C										
95361	ALVIS AS.18354										
95362	AS.18355								Canvas		
95363	AS.18356								Canvas		
42L/	†										
	LOCKHEED										
95367	HC.44240										
95368	HC.44242										
95257	KL.44521										
16L/10800	KL.44524										
95258	KL.44528										
95391	KL.44523										
95392	KL.44532										
95259	KL.44535										
95393	KL.44543										
95346	WAINE W.01928										
	LOCKHEED										
95376	CM.3258/240										
95377	CM.373C/240										
95378	CM.374F/18										
95379	CM.326B/11										
95354	ALVIS AS.18113										
95343	AS.18124										
	LOCKHEED										
95369	HCP.11505										
95370	KL.46002										
95380	HC.2446										
95382	HC.2060										
95384	HC.14027										
95352	ALVIS AS.18118										
95347	AS.18139										
95353	AS.18121										
95399	AS.18326										
95400	AS.18327										
95401	AS.18328										
95402	AS.18329										
95403	AS.18330										
95404	AS.18331										
95405	AS.18332										

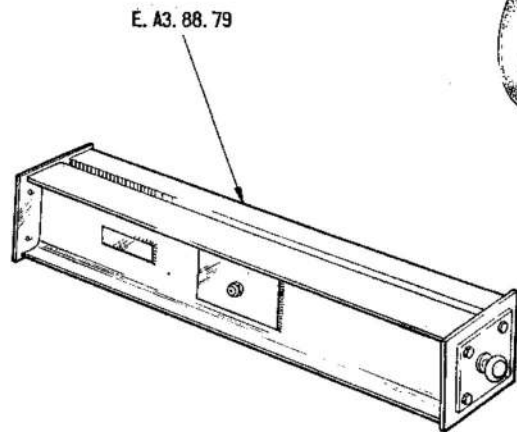
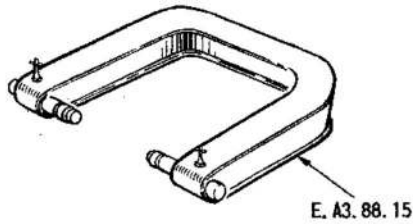
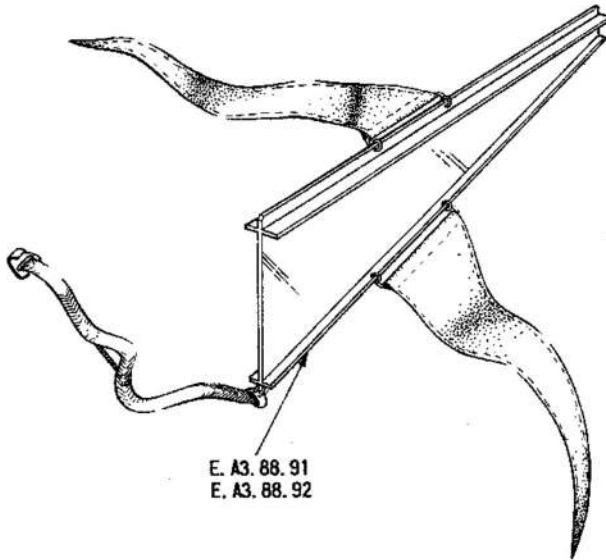
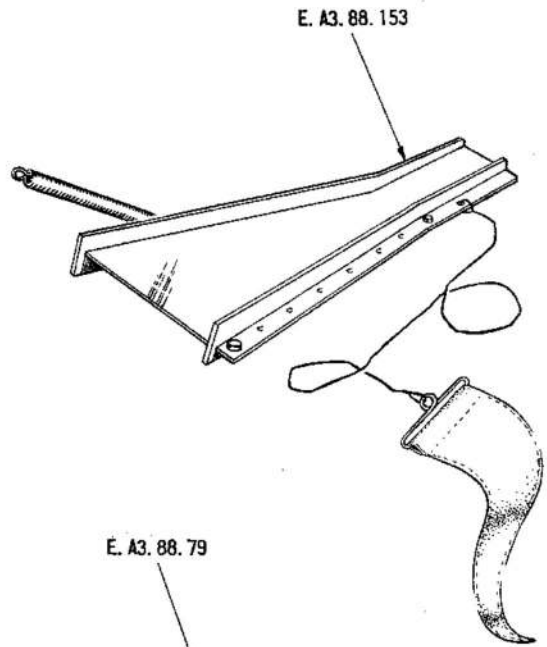
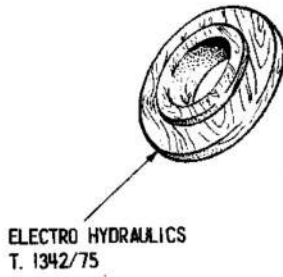
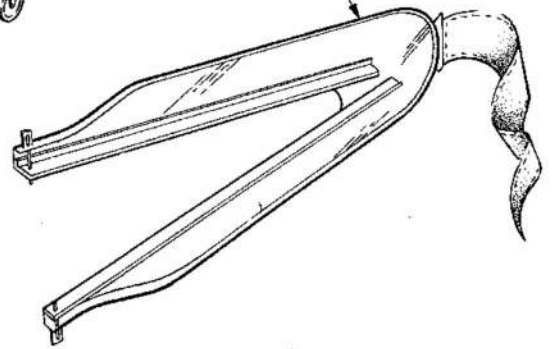
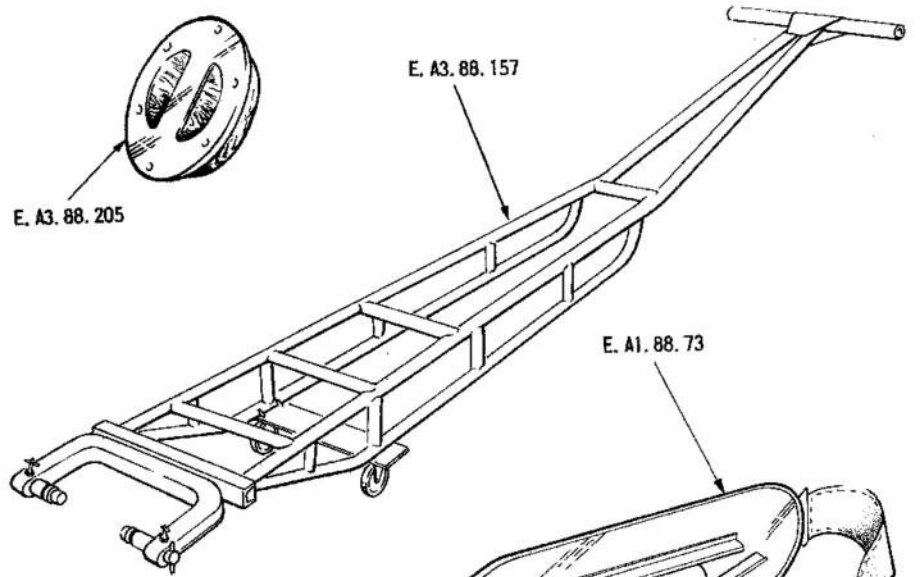

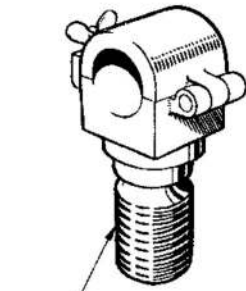
**EQUIPMENT, ANCILLARY
GROUND EQUIPMENT**

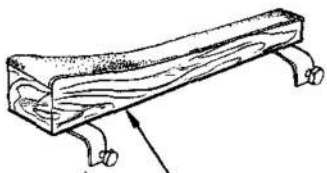
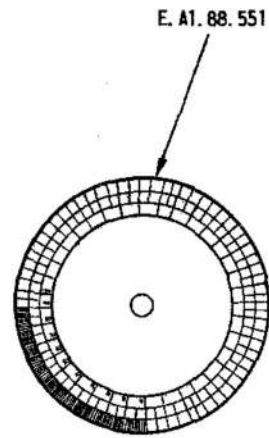
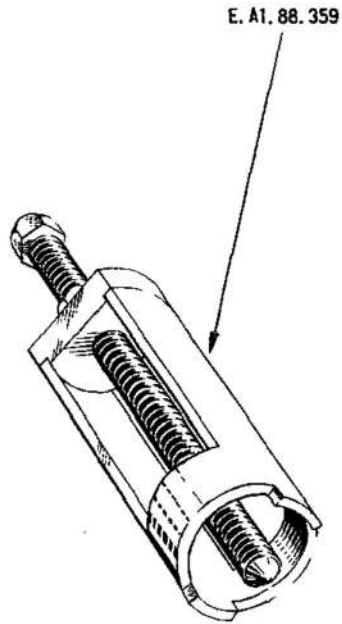
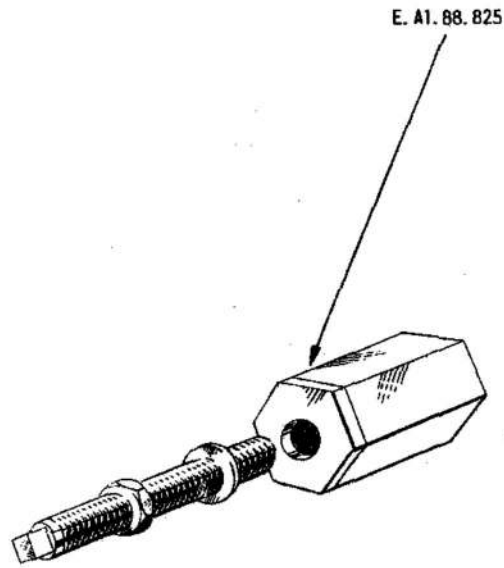
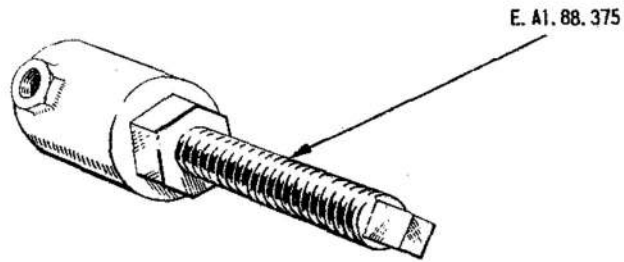
Ref. No.	Part No.	Description						No. Off	Matl Spec.	Cl. of Equip.	Plate No.
		1	2	3	4	5	6			M.R. L.M.	
95406	AS.18333	PIPE, 3-way to control valve outlet connection, 3/8" o/d. x 18 SWG x 3 1/2" long, c/w nuts						1	—	B	
95349	AS.18142	PLATE, roof spring clip						2	—	B	
	LOCKHEED										
95386	HCP.16901	PLUG, 1/2" BSP						1	—	B	
95360	FP.7508	PUMP, fluid						1	—	A	
95345	ALVIS AS.18133	ROOF, plate, assembly, complete						1	—	C	
	LOCKHEED										
95396	K.17603	SCREW, self tapping, pipe clip						8	—	C	
95350	ALVIS AS.18144	STOWAGE, bin						1	—	B	
95364	AS.18357	STRAP, for cover						5	—	B	
95342	AS.18125	STUD, support leg						4	—	C	
95341	AS.18116	SUPPORT, leg, assembly						4	—	B	
	LOCKHEED										
95357	HC.29615	TANK, fluid supply, 3 gallons						1	—	B	
95359	HC.26260D	VALVE, blow off						1	—	B	
95358	HC.28085U	VALVE, control (Mechanically operated)						1	—	B	
95366	ALVIS AS.18359	WASHER						15	—	C	
	LOCKHEED										
95371	K.19210	WASHER, spring, for 1/2" bulkhead fitting						1	—	C	
95372	K.19213	WASHER, spring, for 3/8" bulkhead fitting						1	—	C	
95340	ALVIS AS.18120	WHEEL, and axle, assembly, c/w tyre						2	—	A	
	—	TROLLEY, BOMB LOADING CONVERSION SET						—	—	—	
		Spares for:—									
	LOCKHEED										
95244	33438	ADAPTOR						5	—	B	
95249	HC.23364	BANJO, 1/8" pipe						4	—	B	
95383	HC.22379	BANJO, 3/8" pipe						1	—	B	
95253	HC.1318	BOLT, banjo						5	—	C	
95323	ALVIS AS.18233	BRACKET, Avery coupling						1	—	B	
95324	AS.18234	BRIDGE, protector						1	—	B	
	AS.18239	BRIDGE, protector (Made from AS.17724 Ref. 95339 with one 3/32" dia. hole)						1	—	B	
	LOCKHEED										
27BA/8832	AVA.64/B	CAP, blanking, 1/4"						1	—	C	
27BA/8775	AVA.64/C	CAP, blanking, 3/8"						1	—	C	
27BA/8899	AVA.58/B	COUPLING, Avery fixed half, 1/2" pressure line						1	—	C	
27BA/8750	AVA.55/C	COUPLING, Avery fixed half, 3/8" return line						1	—	C	
	HC.20402	FITTING, outlet, 1/8" pipe, BSP						3	—	—	
95257	KL.44521	GASKET, 1/4" BSP						9	—	C	
16L/10800	KL.44524	GASKET, banjo						5	—	C	
27M/	AVX.273	OLIVE, 1/4"						1	—	—	
27M/8983	AVX.265	OLIVE, 3/8"						1	—	C	
95382	HC.2060	OUTLET, straight, 1/4" pipe, BSP						1	—	B	
16L/2460	1234	PIECE, 3-way						1	—	B	
95330	ALVIS AS.18361	PIPE, 1/8" o/d. x 42" long						1	—	B	
95331	AS.18362	PIPE, 1/8" o/d. x 16" long						1	—	B	
95332	AS.18363	PIPE, 1/8" o/d. x 13" long						1	—	B	
95333	AS.18364	PIPE, 1/8" o/d. x 11" long						1	—	B	
95334	AS.18365	PIPE, 1/8" o/d. x 10" long						1	—	B	
95335	AS.18366	PIPE, 1/8" o/d. x 5" long						1	—	B	
95336	AS.18367	PIPE, 1/4" o/d. x 12 1/2" long						1	—	B	
95337	AS.18368	PIPE, 3/8" o/d. x 13 1/2" long						1	—	B	

~~458~~
Pages ~~447~~ to 456 not issued
455

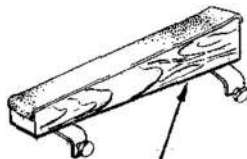
**EQUIPMENT ANCILLARY
GROUND EQUIPMENT**

Ref. No.	Part No.	Description	No. off	Matl. Spec.	Cl. of Equip.	Plate No.
					M.R. L.M.	
SUMMARY OF STOCK ITEMS USED ON GROUND EQUIPMENT, ASSEMBLY						
28D/9133012	A25/3C	Bolt, 2 BA	—	—	C	
28D/1200119	A25/4C	Bolt, 2 BA	—	—	C	
28D/1215085	AS.1246/12½C	Bolt, 2 BA	—	—	C	
28D/1212801	AS.1248/10C	Bolt, 2 BA	—	—	C	
28D/1214258	AS.1248/28B	Bolt, 4 BA	—	—	C	
28M/1006473	A27/CT	Nut, 2 BA	—	—	C	
28M/1007403	A27/ET	Nut, ¼" BSF	—	—	C	
28M/10327	AGS.2002/B/1	Nut, stiff, 4 BA	—	—	C	
28P/19176	SP.90/G6	Pin, split, 3/8" dia. x 1" long	—	—	C	
28P/9528015	SP.90/G8	Pin, split, 1/8" dia. 1¼" long	—	—	C	
28S/9995324	A32/A16	Screw, 6 BA	—	—	C	
28W/9419466	SP.13/J	Washer	—	—	C	
28W/9419468	SP.13/N	Washer	—	—	C	
28W/9419475	SP.15/C	Washer	—	—	C	

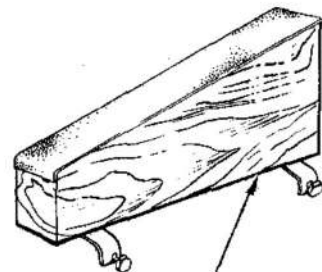




INBOARD { E. A1. 88. 91A
E. A1. 88. 92A
OUTBOARD { E. A1. 88. 91D
E. A1. 88. 92D



INBOARD { E. A1. 88. 91B
E. A1. 88. 92B
OUTBOARD { E. A1. 88. 91E
E. A1. 88. 92E



INBOARD { E. A1. 88. 91C
E. A1. 88. 92C
OUTBOARD { E. A1. 88. 91F
E. A1. 88. 92F

This file was downloaded
from the RTFM Library.

Link: www.scottbouch.com/rtfm

Please see site for usage terms,
and more aircraft documents.

