

SERVICES
CABIN PRESSURE SYSTEM IN CENTRE FUSELAGE

Ref. No.	Part No.	Description	No. off	Matl. Spec.	Cl. of Equip.		Plate No.
					M.R.	L.M.	
	E.B6.75.5	CABIN PRESSURE SYSTEM IN CENTRE FUSELAGE, ASSEMBLY	—	—	—	—	
		Spares for:—					
11476	E.B6.75.639	BRACKET , for starboard cabin pressure wing to fuselage pipe between frames 16 and 17	1	L.59	C	S.15	
		Attaching parts for E.B6.75.639:—					
28D/9133013	A25/5C	Bolt, 2 BA	2	—	C		
28M/10288	AGS.2001/C/1	Nut, 2 BA	2	—	C		
28W/9419475	SP.15/C	Washer	2	—	C		
1335	E.A1.75.105	CLIP , pipe, between frames 12 to 17	4	L.72	C	S.15	
1707	E.A2.75.37	CLIP , pipe, for port and starboard elbows and transverse pipe, at frame 16	4	L.72	C	S.15	
15180	E.B6.75.181	CLIP , pipe, for transverse pipe at frame 16	4	L.72	C	S.15	
		Attaching parts for E.A1.75.105, E.A2.75.37 and E.B6.75.181:—					
28D/9436920	A25/1C	Bolt, 2 BA (As required)	2	—	C		
28D/9133011	A25/2C	Bolt, 2 BA (As required)	2	—	C		
28D/9133012	A25/3C	Bolt, 2 BA (As required)	2	—	C		
28D/1200119	A25/4C	Bolt, 2 BA (As required)	2	—	C		
28M/10288	AGS.2001/C/1	Nut, 2 BA	2	—	C		
28W/9419475	SP.15/C	Washer	2	—	C		
5889	E.B6.75.183	CLIP , special, for lagging on transverse pipe on frame 16	6	—	C	S.15	
28E/9129562	AGS.605/3	CLIP , rubber connection	14	—	C		
5K/123	AGS.1661/M	CLIP , bonding	3	—	C		
28F/11935	AGS.952/J	COLLAR , pipe	1	—	C		
28F/8011809	AGS.1104/B	CONE , adaptor	1	—	C		
1440	E.A3.75.147	CONNECTION , rubber 2"5 i/d. x 3/8" x 2"5	7	Silastic 150	C	S.15	
	or						
	DUNLOP						
33006	DAS.582/40/24	CONNECTOR , tubing	QR	—	C	S.15	
11475	E.B6.75.641	FAIRLEAD , for port cabin pressure wing to fuselage pipe, between frames 16 and 17 (Pre-Mod. 3156)	1	LFS.21	C	S.15	
	E.A9.75.567	FAIRLEAD , for port cabin pressure wing to fuselage pipe, between frames 16 and 17 (Mod. 3156)	1	—	—		
		Attaching parts for E.B6.75.641 or E.A9.75.567:—					
28D/1200119	A25/4C	Bolt, 2 BA	6	—	C		
28M/10288	AGS.2001/C/1	Nut, 2 BA	6	—	C		
28W/9419475	SP.15/C	Washer	6	—	C		

SERVICES
CABIN PRESSURE SYSTEM IN CENTRE FUSELAGE

Ref. No	Part No.	Description	No. off	Matl. Spec.	Cl. of Equip.		Plate No.
					M.R.	L.M.	
28F/12071	AGS.1170/K	NIPPLE , for pipe, E.B6.75.151	1	—		C	
28E/9129562	AGS.605/3	Attachments for AGS.1170/K:—					
15179	E.B6.75.179A	Clip:	2	—		C	
		Lagging	2	—		C	
28F/9517920	AGS.1142/K	NIPPLE	4	—		C	
	E.B6.75.643	NIPPLE , special (Make from AGS.1142/1)	1	—		LM	S.15
5890	E.B6.75.157	PIECE , 4-way special bomb sight and cabin pressure air supply	1	DTD.683		C	S.15
		Attachments for Piece, E.B6.75.157:—					
32B/1234	†	Lagging, fibre glass blanket	QR	—		LM	
1328	E.A3.75.55	PIPE , from rubber joint at frame 13 to rubber joint at frame 12, 2½" o/d. x 20 SWG	1	L.54		C	S.15
		Attachments for Pipe, E.A3.75.55:—					
28E/9130219	AGS.605/4	Clip:	2	—		C	
15163	E.B6.75.129A	Lagging	1	—		C	
15164	E.B6.75.131A	Lagging	1	—		C	
1329	E.A3.75.57	PIPE , from rubber joint at frame 14 to rubber joint at frame 13, 2½" o/d. x 20 SWG	2	L.54		C	S.15
		Attachments for two Pipes, E.A3.75.57:—					
28E/9130219	AGS.605/4	Clip:	8	—		C	
15165	E.B6.75.133A	Lagging	2	—		C	
39007	E.B6.75.135	Lagging	2	—		C	
15166	E.B6.75.137A	Lagging	1	—		C	
15167	E.B6.75.139A	Lagging	1	—		C	
15168	E.B6.75.141A	Lagging	1	—		C	
15169	E.B6.75.143A	Lagging	1	—		C	
1330	E.A3.75.59	PIPE , from rubber joint at frame 15 to rubber joint at frame 16, 2½" o/d. x 20 SWG	1	L.54		C	S.15
		Attachments for Pipe, E.A3.75.59:—					
28E/9130219	AGS.605/4	Clip:	2	—		C	
40127	E.B6.75.707A	Lagging	1	—		C	
40466	E.B6.75.709A	Lagging	1	—		C	
1331	E.A3.75.61	PIPE , from rubber joint at frame 16 to rubber joint at elbow, 2½" o/d. x 20 SWG	1	L.54		C	S.15
		Attachments for Pipe, E.A3.75.61:—					
32B/1234	†	Lagging, fibre glass blanket	QR	—		LM	

SERVICES
CABIN PRESSURE SYSTEM IN CENTRE FUSELAGE

Ref. No.	Part No.	Description	No. off	Matl. Spec.	Cl. of Equip.	Plate No.
					M.R. L.M.	
		1 2 3 4 5 6				
5891	E.B6.75.151	PIPE, assembly, from coupling forward of frame 16, to rear camera bay tee piece	1	L.56	C	S.15
32B/1234	†	Attachments for Pipe, E.B6.75.151:— Lagging, fibre glass blanket	QR	—	LM	
5892	E.B6.75.153	PIPE, assembly, transverse from special 4-way union to running joint forward of frame 16	1	L.54	C	S.15
5889	E.B6.75.183	Attachments for Pipe, E.B6.75.153:— Clip	6	—	C	
28E/9129562	AGS.605/3	Clip	2	—	C	
15174	E.B6.75.167A	Lagging	2	—	C	
15175	E.B6.75.169A	Lagging	2	—	C	
15177	E.B6.75.175A	Lagging	2	—	C	
15178	E.B6.75.177A	Lagging	1	—	C	
15196	E.B6.75.613A	Lagging	1	—	C	
32B/1234	†	Lagging, fibre glass blanket	QR	—	LM	
5893	E.B6.75.503	PIPE, assembly, from port wing connection to special 4-way piece pressure line	1	L.56	C	S.15
32B/1234	†	Attachments for Pipe, E.B6.75.503:— Lagging, fibre glass blanket	QR	—	LM	
5894	E.B6.75.505	PIPE, assembly, from starboard wing connection to rear camera bay tee piece pressure line	1	L.56	C	S.15
28E/9129562	AGS.605/3	Attachments for Pipe, E.B6.75.505:— Clip	3	—	C	
28E/9129092	AGS.605/2	Clip	1	—	C	
15172	E.B6.75.163A	Lagging	1	—	C	
15173	E.B6.75.165A	Lagging	1	—	C	
15188	E.B6.75.541A	Lagging	1	—	C	
15189	E.B6.75.543A	Lagging	1	—	C	
5895	E.B6.75.507	PIPE, elbow joint, between port wing and fuselage	1	L.59	C	S.15
32B/1234	†	Attachments for Pipe, E.B6.75.507:— Lagging, fibre glass blanket	QR	—	LM	
28F/9439950	AGS.1140/B	PLUG, nipple	1	—	C	
28F/8011819	AGS.904/B	SLEEVE, outer	1	—	C	
28F/9439102	AGS.1105/B	UNION, adaptor	1	—	C	
13220	E.B6.75.823	UNION, pressure reducing special, aft of frame 16 for camera bay air supply	1	DTD.683	C	S.15
28F/14773	AGS.1121/4	UNION, tee	1	—	C	
28F/8014021	AGS.1138/B	WASHER, jointing	2	—	C	

3

Emp 900
Pages 895 to 900 not issued

SERVICES
CABIN PRESSURE SYSTEM IN CENTRE FUSELAGE

Ref. No.	Part No.	Description						No. off	Matl. Spec.	Cl. of Equip.	Plate No.
		1	2	3	4	5	6			M.R. L.M.	
SUMMARY OF STOCK ITEMS USED ON CABIN PRESSURE SYSTEM IN CENTRE FUSELAGE, ASSEMBLY											
28F/9439102	AGS.1105/B	Adaptor, nipple	—	—	C	
28D/9436920	A25/1C	Bolt, 2 BA, hex. head	—	—	C	
28D/9133011	A25/2C	Bolt, 2 BA, hex. head	—	—	C	
28D/9133012	A25/3C	Bolt, 2 BA, hex. head	—	—	C	
28D/1200119	A25/4C	Bolt, 2 BA, hex. head	—	—	C	
28D/9133013	A25/5C	Bolt, 2 BA, hex. head	—	—	C	
28F/11935	AGS.952/J	Collar	—	—	C	
28F/8011809	AGS.1104/B	Cone, adaptor	—	—	C	
28F/9513420	AGS.1142/J	Nipple, adaptor	—	—	C	
28F/9517920	AGS.1142/K	Nipple, adaptor	—	—	C	
28F/12071	AGS.1170/K	Nipple	—	—	C	
28M/10288	AGS.2001/C/1	Nut, stiff, 2 BA	—	—	C	
28P/1006943	SP.9/C6	Pin, split, 3/8" dia. x 3/4" long	—	—	C	
28F/9439950	AGS.1140/B	Plug, nipple	—	—	C	
28F/1011818	AGS.1140/H	Plug, nipple	—	—	C	
28F/8011819	AGS.904/B	Sleeve, outer	—	—	C	
28F/8011823	AGS.904/H	Sleeve, outer	—	—	C	
28F/14773	AGS.1121/4	Tee, 3-way	—	—	C	
28W/9419474	SP.15/B	Washer, 4 BA, plain	—	—	C	
28W/9419475	SP.15/C	Washer, 2 BA, plain	—	—	C	
28F/8014021	AGS.1138/B	Washer, jointing	—	—	C	

SERVICES
CABIN PRESSURE SYSTEM IN FRONT FUSELAGE

Ref. No.	Part No.	Description	No. Off	Mati Spec.	Cl. of Equip.	Plate No.
					M.R. L.M.	
	E.B6.75.3	CABIN PRESSURE SYSTEM IN FRONT FUSELAGE, ASSEMBLY	—	—	—	S.13
		Spares for:—				
1333	E.A3.75.83 GODFREY	ADAPTOR , non-return valve mounting	1	DTD.289	C	S.14
27UA/516	22688	ADAPTOR , water extractor drain	1	—	C	S.14
7003	E.A3.75.177	BRACKET , pipe supporting	4	L.72	C	S.13
	E.B6.75.581	CABIN PRESSURE STATIC LINE, ASSEMBLY	—	—	—	—
		Spares for:—				
1823	EEAS.91/2	CLIP , pipe, double, $\frac{1}{8}$ " o/d.	10	L.72	C	S.1
6429	EEAS.143/7	CLIP , pipe	21	L.72	C	S.13
16715	E.B6.80.115	PIPE , static vent, from running coupling aft of frame 4 to running coupling aft of frame 5, $\frac{5}{16}$ " o/d.	1	L.54	C	S.13
	E.B6.80.173	PIPE , static vent, from coupling aft of frame 2 to coupling aft of frame 4, $\frac{5}{16}$ " o/d.	1	L.54	LM	S.13
16716	E.B6.80.117	PIPE , static vent, from coupling aft of frame 5 to connection at pressure bulkhead, $\frac{5}{16}$ " o/d.	1	L.54	C	S.13
	E.B6.80.171	PIPE , static vent, from drain tee connection aft of frame A to running coupling aft of frame 2, $\frac{5}{16}$ " o/d.	1	L.54	LM	S.13
3400	E.A3.80.1649	PIPE , drain, at tee coupling aft of frame A and tee coupling for master control valve at pressure bulkhead	2	L.54	C	S.13
3402	E.A3.80.1965	PIPE , assembly, static vent, from coupling tee to master control valve connection at pressure bulkhead	1	DTD.323	C	S.13
3396	E.A3.80.1973	PIPE , static vent, from nose tee piece at frame B to drain tee connection aft of frame A, $\frac{5}{16}$ " o/d.	1	L.56	C	S.13
3394	E.A3.80.1975	PIPE , static vent, from nose tee piece at frame B to port connection in side of fuselage, $\frac{5}{16}$ " o/d.	1	L.56	C	S.13
3395	E.A3.80.1977	PIPE , static vent, from nose tee piece at frame B to starboard connection in side of fuselage, $\frac{5}{16}$ " o/d.	1	L.56	C	S.13
1335	E.A1.75.105	CLIP , pipe, special, at frame 2 and 6	2	L.72	C	S.13
1707	E.A2.75.37	CLIP , pipe, special	4	L.72	C	S.13
6616	E.B7.75.507	CLIP , pipe, special, lagging retaining between frames A and 1	3	Glass Cloth	C	S.13
5647	EEAS.143/26	CLIP , pipe	3	L.72	C	S.13
1708	E.A3.75.145	CONNECTION , rubber, 1"5 i/d.	5	Silastic	C	S.13
1440	E.A3.75.147	CONNECTION , rubber, 2"5 i/d.	5	Silastic	C	S.13
	or					
	DUNLOP					
33006	DAS.582/40/24	CONNECTOR , tubing	QR	—	C	—
6977	E.B7.75.126	CONNECTOR , flanged, for main pipe at frame 4, R.H.	1	Glass Cloth	C	S.13
6976	E.B7.75.125	CONNECTOR , flanged, for main pipe at frame 3, L.H.	1	Glass Cloth	C	S.13
6978	E.B7.75.127	CONNECTOR , flanged, for main pipe at frame 5 ...	1	Glass Cloth	C	S.14
6504	E.B6.75.379	COUPLING , water extractor, drain pipe outlet aft of frame 10	1	DTD.423	C	S.15

**SERVICES
CABIN PRESSURE SYSTEM IN FRONT FUSELAGE**

Ref. No.	Part No.	Description	No. Off	Matl Spec.	Cl. of Equip.	Plate No.
					M.R. L.M.	
		1 2 3 4 5 6				
	E.A3.76.221	DEMISTER, INNER CANOPY, ASSEMBLY ...	—	—	—	
		Spares for:—				
5183	EEAS.143/25	CLIP , pipe, 7/8" o/d. ...	1	L.72	C	S.14
4612	E.A3.76.241	FLANGE , assembly ...	1	—	C	S.14
18716	E.B6.76.3	PIPE , de-misting ...	1	L.54	C	S.14
4614	E.A3.76.223	VALVE , butterfly type ...	1	—	B	S.14
	E.B7.75.53	DIFFUSER, NAVIGATOR'S, ASSEMBLY ...	—	—	—	S.13
		Spares for:—				
16607	E.B7.75.51	BRACKET , diffuser mounting ...	1	L.72	C	S.14
1349	E.A3.75.89	CLIP , diffuser retaining ...	2	L.72	C	S.14
6980	E.B7.75.23	DIFFUSER ...	1	—	C	S.14
	E.B7.75.63	DIFFUSER, PILOT'S, ASSEMBLY ...	—	—	—	
		Spares for:—				
	E.B7.75.29	BRACKET , diffuser, mounting ...	1	L.59	—	
	E.B7.75.31	CLIP , diffuser retaining ...	1	L.59	—	S.13
6980	E.B7.75.23	DIFFUSER ...	1	—	C	S.14
	SIR G. GODFREY & PARTNERS					
27UA/555	22697/B	EXTRACTOR , water WE30, Mk. 2B ...	1	—	B	S.13
		Attachments for Part No. 22697/B:—				
16568	E.B6.75.397	Lagging ...	1	—	C	
16569	E.B6.75.399	Lagging ...	1	—	C	
30A/9437135	†	Wire, locking, 22 SWG ...	QR	—	C	
12027	E.B7.75.83	FAIRLEAD , special, navigator's fishtail connecting pipe on channel member at frame 4	1	LFS.21	C	S.13
34324	†	† 5' flexible, BAS.21/TH/1" bore (Mod. 3707) ...	QR	—	C	
16635	E.B7.75.415	LAGGING , special, for pipe joints ...	5	Glass Cloth	C	S.13
	E.B7.75.61	LOUVRE, PILOT'S (PEDAL GUARD), ASSEMBLY ...	—	—	—	S.13
		Spares for:—				
16606	E.B7.75.41	BRACKET , "punkah" louvre mounting ...	1	L.72	C	S.14
	THERMOTANKS					
5042	DAR.2	LOUVRE , "punkah" ...	1	—	B	S.14
	E.B7.75.65	LOUVRE, PILOT'S (STARBOARD SIDE), ASSEMBLY ...	—	—	—	S.13
		Spares for:—				
12028	E.B7.75.33	BOX , louvre, assembly ...	1	—	C	S.14
16604	E.B7.75.35	BRACKET , "punkah", louvre mounting ...	1	L.72	C	S.14
16605	E.B7.75.37	BRACKET , "punkah", louvre mounting ...	1	L.72	C	S.14
16608	E.B7.75.523	BRACKET , demand, oxygen hose clip attachment ...	1	L.72	C	S.14
20635	E.B7.75.55	LOUVRE , "punkah", type DAR.2 (May be made from Ref. 5042)	1	—	B	S.14
	E.B7.75.67	LOUVRE, NAVIGATOR'S, ASSEMBLY ...	—	—	—	
		Spares for:—				
18658	E.B7.75.47	BOX , "punkah", louvre mounting ...	1	—	C	S.13
20635	E.B7.75.55	LOUVRE , "punkah", type DAR.2 (May be made from Ref. 5042)	1	—	B	S.14
	E.B7.75.43	NAVIGATOR'S FISHTAIL, ASSEMBLY ...	—	—	—	
		Spares for:—				
5721	E.B7.75.49	FISHTAIL , navigator's diffuser ...	1	—	C	S.13
1730	E.A3.75.167	NOZZLE , hot air, bomb aimer's window ...	1	—	C	S.13

SERVICES
CABIN PRESSURE SYSTEM IN FRONT FUSELAGE

Ref. No.	Part No.	Description	No. off	Matl. Spec.	Cl. of Equip.	Plate No.
					M.R. L.M.	
	E.B7.75.59	PILOT'S FISH TAIL, ASSEMBLY	—	—	—	S.13
		Spares for:—				
5722	E.B7.75.21	FISH TAIL , pilot's diffuser	1	—	C	S.2
5723	E.B7.75.69	PIPE , branch assembly, for pilot's louvre (pedal guard), navigator's diffuser and canopy de-misting	1	L.54	C	S.13
		Attachments for Pipe E.B7.75.69:—				
28E/9129562	AGS.605/3	Clip	6	—	C	
18665	E.B7.75.209A	Lagging	1	—	C	
18666	E.B7.75.211A	Lagging	1	—	C	
18667	E.B7.75.213A	Lagging	1	—	C	
18668	E.B7.75.215A	Lagging	1	—	C	
18687	E.B7.75.597A	Lagging	2	—	C	
5724	E.B7.75.71	PIPE , branch, for pilot's louvre (pedal guard) ...	1	L.54	C	S.13
5725	E.B7.75.73	PIPE , branch, for navigator's fish tail	1	L.54	C	S.13
5726	E.B7.75.75	PIPE , branch, for pilot's diffuser, connection in cockpit	1	L.54	C	S.13
5727	E.B7.75.77	PIPE , connecting, navigator's fish tail	1	L.54	C	S.13
5728	E.B7.75.79	PIPE , flanged canopy, de-misting at frame 2 ...	1	L.54	C	S.13
		Attachments for pipe E.B7.75.79:—				
28E/9129092	AGS.605/2	Clip	3	—	C	
18670	E.B7.75.219A	Lagging	1	—	C	
37441	E.B7.75.805A	Lagging	1	—	C	
12248	E.B7.75.791	PIPE , branch, pilot's fishtail (Mod. 1484)	1	Glass Cloth	C	S.13
		Attachments for pipe E.B7.75.791:—				
32B/1234	†	Lagging, fibre glass blanket	QR	—	LM	
5730	E.B7.75.89	PIPE , branch, main for diffusers and canopy de-misting	1	L.54	C	S.13
		Attachments for pipe E.B7.75.89:—				
28E/9129562	AGS.605/3	Clip	2	—	C	
28E/9130219	AGS.605/4	Clip	3	—	C	
16616	E.B7.75.205A	Lagging	2	—	C	
16638	E.B7.75.511A	Lagging	1	—	C	
18684	E.B7.75.513A	Lagging	1	—	C	
12245	E.B7.75.793	PIPE , main continuation, between frames 4 and 5 (Mod. 1484)	1	Glass Cloth	C	S.13
		Attachments for pipe E.B7.75.793:—				
28D/1212965	A61/2B	Bolt, 4 BA	2	—	C	
18683	E.B7.75.505	Clip	2	—	C	
16614	E.B7.75.201A	Lagging	2	—	C	
29M/10280	AGS.2001/B/3	Nut, 4 BA	2	—	C	
28W/9419474	SP.15/B	Washer	4	—	C	
12249	E.B7.75.781	PIPE , continuation, between frames 5 and 6 (Mod. 1484)	1	Glass Cloth	C	S.13
		Attachments for pipe E.B7.75.781:—				
28E/9130219	AGS.605/4	Clip	3	—	C	
16611	E.B7.75.195A	Lagging	1	—	C	
16612	E.B7.75.197A	Lagging	1	—	C	
16613	E.B7.75.199A	Lagging	2	—	C	

SERVICES
CABIN PRESSURE SYSTEM IN FRONT FUSELAGE

Ref. No.	Part No.	Description	No. off	Matl. Spec.	Cl. of Equip.	Plate No.
					M.R. L.M.	
		1 2 3 4 5 6				
12247	E.B7.75.783	PIPE , flanged, main forward face, pressure bulkhead (Mod. 1484)	1	Glass Cloth	C	S.13
28E/9130219	AGS.605/4	Attachments for E.B7.75.783:— Clip	2	—	C	
28E/8188	AGS.605/6	Clip	1	—	C	
16609	E.B7.75.155A	Lagging	1	—	C	
18664	E.B7.75.157A	Lagging	1	—	C	
16610	E.B7.75.159A	Lagging	1	—	C	
18686	E.B7.75.525A	Lagging	1	—	C	
19915	E.B7.75.509A	Lagging	1	—	C	
16642	E.B7.75.697A	Lagging	1	—	C	
12243	E.B6.75.695	PIPE , main, continuation between frames 3 and 4 (Mod. 1484)	1	Glass Cloth	C	S.13
28D/1212965	A61/2B	Attachments for pipe E.B6.75.695:— Bolt, 4 BA	2	—	C	
18683	E.B7.75.505	Clip	2	—	C	
16615	E.B7.75.203A	Lagging	2	—	C	
28M/10280	AGS.2001/B/3	Nut, 4 BA	2	—	C	
28W/9419474	SP.15/B	Washer	4	—	C	
5737	E.B7.75.223	PIPE , flexible, for pilot's fishtail (Pre-Mod. 3707)	1	Bells Asbestos	C	S.13
	E.B7.75.5269	PIPE , flexible, for pilot's fishtail (Mod. 3707)	1	Bas. 21/TH	—	
5738	E.B7.75.225	PIPE , flexible, from main branch pipe at frame 2 (Pre-Mod. 3707)	1	Bells Asbestos	C	S.13
	E.B7.75.5271	PIPE , flexible, from main branch pipe at frame 2 (Mod. 3707)	1	BAS 21/TH	—	
5739	E.B7.75.227	PIPE , flexible, between diffuser branch pipe at frame 4 (Pre-Mod. 3707)	1	Bells Asbestos	C	S.13
34693	E.B7.75.5273	PIPE , flexible, between diffuser, branch pipe at frame 4 (Mod. 3707)	1	BAS 21/TH	C	
5740	E.B7.75.229	PIPE , flexible, from branch pipe at pilot's diffuser (Pre-Mod. 3707)	1	Bells Asbestos	C	S.13
	E.B7.75.5275	PIPE , flexible, from branch pipe at pilot's diffuser (Mod. 3707)	1	BAS 21/TH	—	
5741	E.B7.75.231	PIPE , flexible, from main branch pipe to navigator's louvre (Pre-Mod. 3707)	1	Bells Asbestos	C	S.13
	E.B7.75.5277	PIPE , flexible, from main branch pipe to navigator's louvre (Mod. 3707)	1	BAS 21/TH	—	
5742	E.B7.75.233	PIPE , flexible, from branch pipe to pilot's louvre (Pre-Mod. 3707)	1	Bells Asbestos	C	S.13
	E.B7.75.5279	PIPE , flexible, from branch pipe to pilot's louvre (Mod. 3707)	1	BAS 21/TH	—	
5743	E.B7.75.237	PIPE , flexible, between pilot's louvre branch pipes (Pre-Mod. 3707)	1	Bells Asbestos	C	S.13
	E.B7.75.5281	PIPE , flexible, between pilot's louvre branch pipes (Mod. 3707)	1	BAS 21/TH	—	
5744	E.B7.75.239	PIPE , flexible, from branch pipe to navigator's diffuser (Pre-Mod. 3707)	1	Bells Asbestos	C	S.13
	E.B7.75.5283	PIPE , flexible, from branch pipe to navigator's diffuser (Mod. 3707)	1	BAS 21/TH	—	
1738	E.A3.75.279	PIPE , bend at nose, frames A and B ...	1	L.54	C	S.13

SERVICES
CABIN PRESSURE SYSTEM IN FRONT FUSELAGE

Ref. No.	Part No.	Description	No. off	Matl. Spec.	Cl. of Equip.		Plate No.
					M.R.	L.M.	
1739	E.A3.75.281	PIPE, bend at nose, frame B	1	L.54	C		S.13
20866	E.B6.75.687	PIPE, bend, between Normalair non-return valve and hose coupling at frame 9 (Mod. 14171)	1	Glass Cloth	C		S.13
		Attachments for pipe E.B6.75.687:—					
23E/9130219	AGS.605/4	Clip	2	—	C		
28E/9129563	AGS.605/5	Clip	1	—	C		
16564	E.B6.75.385	Lagging	1	—	C		
16565	E.B6.75.387	Lagging	1	—	C		
20867	E.B6.75.689	PIPE, bend, from water extractor forward coupling to hose coupling aft of frame 9 (Mod. 1471)	1	Glass Cloth	C		S.13
		Attachments for pipe E.B6.75.689:—					
28E/9129563	AGS.605/5	Clip	2	—	C		
16566	E.B6.75.389	Lagging	1	—	C		
16567	E.B6.75.391	Lagging	1	—	C		
20868	E.B6.75.691	PIPE, bend, from coupling between frames 11 and 12A to hose, coupling aft of frame 12A (Mod. 14171)	1	Glass Cloth	C		S.13
		Attachments for pipe E.B6.75.691:—					
32B/1234	†	Lagging, fibre glass blanket	QR	—	LM		
5900	E.B6.75.367	PIPE, assembly, water extractor drain	1	L.56	C		S.14
1336	E.A3.75.287	PIPE, assembly, from pressure control valve connection to master unit discharge valve connection	1	L.56	C		S.13
20869	E.B6.75.693	PIPE, from water extractor aft coupling to pipe joint between frames 11A and 12A (Mod. 1471)	1	Glass Cloth	C		S.13
		Attachments for pipe E.B6.75.693:—					
28E/9130219	AGS.605/4	Clip	2	—	C		
12058	E.B6.75.393	Lagging	1	—	C		
12059	E.B6.75.395	Lagging	1	—	C		
18659	E.B7.75.129	RING, half bolt, for flanged connector at frames 3 and 4	4	L.59	C		S.13
18650	E.B7.75.131	RING, half bolt, for flanged connector at frame 5	2	L.59	C		S.14
18651	E.B7.75.133	RING, half bolt, for flanged connector at non-return valve	2	L.59	C		S.13
16563	E.B6.75.381	ROD, tension for water extractor	2	S.92	C		S.14
5901	E.B7.75.613	SEAL, canopy, de-mister pipe, flanged at frame 2	2	Asbestos	C		S.2
16562	E.B6.75.377	STRAP, water extractor, mounting	2	L.72	C/MR		S.14
21927	E.A3.75.573	STUD, screwed, 1/4" BSF pressure control valve, mounting	1	S.92	C		S.13
6617	E.B6.75.383	TRUNNION, for water extractor, mounting, strap tension rod	2	S.92	C		S.14
27KD/3	NORMALAIR 500326	UNIT, master	1	—	A		S.13

SERVICES
CABIN PRESSURE SYSTEM IN FRONT FUSELAGE

Ref. No.	Part No.	Description						No. off	Matl. Spec.	Cl. of Equip. M.R. L.M.	Plate No.
		1	2	3	4	5	6				
27KD/7	NORMALAIR										
1345	500457 E.A3.75.95							1	—	A	S.14
								2	Langite	C	S.14
1346	E.A1.75.131							2	Langite	C	S.14
1347	E.A3.75.139							1	L.72	C	S.14

~~913~~
Pages 913 to 922 not issued
913.

**SERVICES
CABIN PRESSURE SYSTEM IN FRONT FUSELAGE**

Ref. No.	Part No.	Description	No. off	Matl. Spec.	Cl. of Equip.	Plate No.
					M.R. L.M.	
SUMMARY OF STOCK ITEMS USED ON CABIN PRESSURE SYSTEM IN FRONT FUSELAGE, ASSEMBLY						
		1 2 3 4 5 6				
28F/1014970	AGS.1104/A	Adaptor		C
28D/1010658	A25/1B	Bolt, 4 BA		C
28D/1008149	A25/2B	Bolt, 4 BA		C
28D/9436920	A25/1C	Bolt, 2 BA		C
28D/9133011	A25/2C	Bolt, 2 BA		C
28D/9133012	A25/3C	Bolt, 2 BA		C
28D/9133013	A25/5C	Bolt, 2 BA		C
28D/9140645	A25/10C	Bolt, 2 BA		C
28D/9435710	A25/11C	Bolt, 2 BA		C
28D/1011030	A25/2E	Bolt, 1/4" BSF		C
28D/1011238	A25/3E	Bolt, 1/4" BSF		C
28D/1007979	AS.1246/1B	Bolt, 4 BA		C
28D/9140202	AS.1246/1C	Bolt, 2 BA		C
28D/1213214	AS.2922/3B	Bolt, 4 BA		C
28D/1213215	AS.2922/4B	Bolt, 4 BA		C
28F/8011885	AGS.1142/B	Nipple, adaptor		C
28M/1007403	A27/ET	Nut, 1/4" BSF		C
28M/10287	AGS.2001/B/1	Nut, stiff, 4 BA		C
28M/10280	AGS.2001/B/3	Nut, stiff, 4 BA		C
28M/10288	AGS.2001/C/1	Nut, stiff, 2 BA		C
28M/10290	AGS.2001/E/1	Nut, stiff, 1/4" BSF		C
28M/9434253	AGS.2007/B/1	Nut, stiff, 4 BA		C
28P/1202460	SP.9/C4	Pin, split, 1/16" x 1/2" long		C
28P/9429619	SP.9/C5	Pin, split, 1/16" x 5/8" long		C
28F/9128936	AGS.904/A	Sleeve		C
28W/9419465	SP.13/B	Washer		C
28W/9419402	SP.13/C	Washer		C
28W/9143227	SP.14/B	Washer		C
28W/9419474	SP.15/B	Washer		C
28W/9419475	SP.15/C	Washer		C
28W/9419405	SP.15/E	Washer		C
28W/9416643	SP.47/C	Washer		C
28W/9416644	SP.47/E	Washer		C
28W/9147639	AGS.567/A	Washer		C

SERVICES
CABIN PRESSURE AND COLD AIR SYSTEM IN PORT WING

Ref. No.	Part No.	Description	No. Off	Mati Spec.	Cl. of Equip.	Plate No.
					M.R. L.M.	
		1 2 3 4 5 6				
	E.B6.75.359	CABIN PRESSURE AND COLD AIR SYSTEM, IN PORT WING, ASSEMBLY (PRE-MOD. 2393-2155-2197) Spares for:—	—	—	—	
6618	E.B6.75.501	ADAPTOR , oil vapour breather pipe	1	DTD.423	C	S.16
16573	E.B6.75.487	BRACKET , pipe support at rib 2	1	—	C	
27UA/518	GODFREY 50270	CLAMP , half, pipe jointing (segmented) at Marston cooler	4	—	C	S.3
27UA/517	GODFREY 50002	CLAMP , half	14	—	C	S.16
17744	EEAS.143/17	CLIP , pipe, single, 1/2" o/d.	1	L.72	C	S.16
37419	E.B6.75.833	COLLECTOR, WASTE OIL, ASSEMBLY (MOD. 2316) Spares for:—	1	—	B	S.16
32552	E.B6.75.849	BRACKET , mounting	1	—	C	S.16
32549	E.B6.75.843	COLLECTOR , top, assembly	1	—	C	S.16
32551	E.B6.75.847	CONTAINER , waste oil	1	DTD.339	C	S.16
32550	E.B6.75.845	WIRE , retaining, assembly	1	—	C	S.16
1703	E.A3.75.145	CONNECTION , rubber, 1"5 i/d. x 1/8" x 2"5 silastic 150	2	Glass Fabric	—	S.16
1440	E.A3.75.147	CONNECTION , rubber, 2"5 i/d. x 3/8" x 3" long, silastic 150	1	Glass Fabric	C	
	or DUNLOP					
33006	DAS.582/40/24	CONNECTOR , tubing	QR	—	C	
6619	E.B6.75.461	CONNECTION , duct, tapered from cold air unit junction pipe	1	L.59	C	S.16
	E.B6.75.315	DUCTS AND AIR COOLER, ASSEMBLY Spares for:—	—	—	—	
6620	E.B6.75.323	DUCT , air inlet at rib 1 (Pre-Mod. 4793)	1	—	C	S.16
	E.B6.75.1553	DUCT , air inlet at rib 1 (Mod. 4793)	1	—	—	
26338	E.B6.75.341	FAIRING , outlet	1	L.72	C	
	E.B6.75.317	INSTALLATION OF MARSTON COOLER (SECONDARY) Spares for:—	—	—	—	
12390	E.B6.75.343	BRACKET , bottom, support	2	—	C	S.16
12391	E.B6.75.345	BRACKET , top, attachment	1	—	C	
27UA/491	MARSTON D.106/6A	COOLER , air (E.B6.75.321)	1	—	A	S.16
6622	E.B6.75.351	WASHER , felt	2	DTD.590	C	S.16
12896	E.B6.75.735	OUTLET , duct, assembly (Mod. 1175)	1	—	B	S.16
1025	EEAS.1/1C	SCREW , 2 BA, for air duct, attachment	19	H.T.S.	C	S.16
	E.B6.75.335	STRAP, JOINT INLET, AIR DUCT, TO MARSTON COOLER, ASSEMBLY Consisting of:—	1	—	—	
28D/1011019	A25/8C	BOLT , 2 BA	2	—	C	
28M/1278190	AGS.2001/C/1	NUT , 2 BA	2	—	C	
12392	E.B6.75.337	STRAP , joint	1	—	C/MR	S.16
12393	E.B6.75.339	STRAP , clamping	1	—	C/MR	S.16

SERVICES
CABIN PRESSURE AND COLD AIR SYSTEM IN PORT WING

Ref. No.	Part No.	1	2	3	4	5	6	Description	No. Off	Mati Spec.	Cl. of Equip.	Plate No.
											M.R. L.M.	
	E.B6.75.187							INSTALLATION OF COLD AIR UNIT	—	—	—	
								Spares for:—				
	E.B6.75.199							UNIT, COLD AIR, ASSEMBLY	1	—	—	
								Consisting of:—				
27UA/976	GODFREY 23421/HX							DIPSTICK , and filter, oil level (Mod. 2501) ...	1	—	B	S.16
27UA/382	†							UNIT , cold air, A.C.R.E. 9, Mk. 10E ...	1	—	A	S.16
	E.B6.75.229							INSTALLATION OF VALVE AND PIPING	—	—	—	
								Spares for:—				
27UA/517	GODFREY 50002							CLAMP , half	16	—	C	S.16
27UA/518	GODFREY 50270							CLAMP , half, pipe jointing (segmented) ...	3	—	C	
6990	E.B6.75.261							CONNECTOR , flanged, non-return valve and fitting	1	DTD.683	C	S.3
25922	E.B6.75.255							ELBOW , from engine connection to non-return valve	1	—	C	
16448	E.B7.50.25							FITTING , end, for pipe connection to hot air valve	1	DTD.683	C	
12078	E.B6.75.669							GASKET , non-return valve, joint	2	Aero Permanite	C	S.3
12079	E.B6.75.675							GASKET , hot air valve, joint	3	Aero Permanite	C	S.3
	E.B6.75.299							LAGGING, ASSEMBLY	1	—	—	
								Spares for:—				
26636	E.B6.75.299A							COVER , outer, for 2-way mixing valve ...	1	Glass Cloth	C	S.16
13025	E.B6.75.231							PIPE , assembly, from non-return valve on inboard engine rib to tee piece at rib 3	1	T.26	C/MR	S.16
16556	E.B6.75.233							PIPE , assembly, from mixing valve to constant flow valve	1	T.26	C/MR	S.16
13026	E.B6.75.235							PIPE , assembly, from mixing valve to cold air unit pipe connection	1	T.26	C/MR	
16557	E.B6.75.237							PIPE , assembly, connection, from mixing valve to tee piece at rib 3	1	T.26	C/MR	S.16
16558	E.B6.75.239							PIPE , assembly, from mixing valve to wheel well bay connection	1	T.26	C/MR	
	BELLS ASBESTOS AS.5402							RING , sealing, type "A", between pipe flanges	8	—	C	S.3
28F/17675	E.B6.75.259							TEE , piece, mixing valve and hot air valve at rib 3	1	—	C/MR	S.16
16560	E.B7.50.31							VALVE, HOT AIR, ASSEMBLY	1	—	—	S.16
								Consisting of:—				
	E.E. CO. LTD. BRADFORD							ACTUATOR	1	—	A	S.16
5W/400	Type 234							VALVE	1	—	A	S.16
27VA/4282	FKH/A/16											

SERVICES
CABIN PRESSURE AND COLD AIR SYSTEM IN PORT WING

Ref. No.	Part No.	Description						No. off	Matl. Spec.	Cl. of Equip.	Plate No.
		1	2	3	4	5	6			M.R. L.M.	
	E.B6.75.243							1	—	—	
16602	E.B6.75.649							1	—	B/MR	S.16
28N/1045680	AGS 899/2							2	—	C	S.16
	E.B6.75.653							1	—	—	S.16
	E.B6.75.655							1	—	—	S.16
28M/1006473	A27/CT							1	—	C	S.16
28M/13253	A27/CTL							1	—	C	S.16
28P/830	SP.4Y/B4							2	—	C	S.16
28P/9527619	SP.90/C7							2	—	C	S.16
	E.B6.75.651							1	—	—	S.16
1025	EEAS.1/1C							2	H.T.S.	C	
	E.B7.75.103							1	—	—	
	E.E. CO. LTD. BRADFORD Type 233 TEDDINGTON							1	—	A	S.16
5W/409	FKH/A/15 NORMALAIR							1	—	A	S.16
27V/4281	501670							1	—	A	S.16
27KD/6	E.B6.75.479							—	—	—	
	E.B6.76.481							1	—	—	
6751	E.B6.75.579							1	DTD.683	C	S.16
28D/9133011	A25/2C							12	—	C	
33C/1093	†							QR	Hermatite	C	
6752	E.B6.75.491							1	L.54	C	S.16
	NORMALAIR							1	—	A	S.16
27KD/5	502090							12	—	C	
28W/9419402	SP.13/C							1	—	C	S.16
	NORMALAIR							1	—	C	S.16
27KD/8	497776							QR	Soft Iron	C	
30A/9140209	†							—	—	—	
	E.B6.75.727							1	—	C	S.16
25568	E.B6.75.733							6	—	C	S.16
	GODFREY							1	—	C	S.16
27UA/517	50002							1	L.59	C	S.16
12898	E.B6.75.731							1	L.54	C	S.16
12899	E.B6.75.737							1	—	C	S.16
12900	E.B6.75.739							1	—	C	S.16

SERVICES
CABIN PRESSURE AND COLD AIR SYSTEM IN PORT WING

Ref. No.	Part No.	Description	No. off	Matl. Spec.	Cl. of Equip.	Plate No.
					M.R. L.M.	
12901	E.B6.75.741	PIPE , assembly, inlet tee piece, from pipe joint at rib 1, to Marston cooler	1	L.54	C	S.16
28F/17675	BELLS ASBESTOS AS.5402	RING , sealing, between pipe flanges	3	—	C	
12902	E.B6.75.729	VALVE, RELIEF, ASSEMBLY Spares for:—	1	—	B	S.16
22007	E.B6.75.747	PISTON , valve	1	—	C	
22006	E.B6.75.745	SEAT , valve	1	—	C	
	E.B6.75.19	PIPE, RUN IN WHEEL BAY, ASSEMBLY Spares for:—	—	—	—	
6753	E.B6.75.207	ADAPTOR , bulkhead, mixing valve pipe connection	1	DTD.683	C	S.16
6754	E.B6.75.201	PIPE , assembly, from fuselage bulkhead adaptor to pipe joint in wheel well	1	L.56	C	S.16
6755	E.B6.75.203	PIPE , assembly, in wheel well between ribs A and E	1	L.59	C	S.56
6756	E.B6.75.205	PIPE , assembly, from mixing valve connection to pipe joint on rib E	1	L.56	C	S.16
980	EEAS.20/1DR	TAB , locking, for adaptor fixing bolts	2	L.65	C	
6757	E.B6.75.455	PIPE , assembly, continuation, for non-return valve and mixing valve tee piece pipe connection	1	L.56 or L.54	C	S.4
6758	E.B6.75.457	PIPE , assembly, continuation, for non-return valve and mixing valve tee piece	1	L.56	C	S.16
6759	E.B6.75.459	PIPE , assembly, junction from cold air unit	1	L.54	C	S.16
6760	E.B6.75.463	PIPE , assembly, breather, oil vapour outlet (Pre-Mod. 2316)	1	L.54	C	S.4
37477	E.B6.75.835	PIPE , assembly, from coupling to waste oil collector, adjacent to rib 1 (Mod. 2316)	1	L.56	C	S.16
37478	E.B6.75.837	PIPE , assembly, from cold air unit to coupling, adjacent to rib 1 (Mod. 2316)	1	L.56	C	S.16
6762	E.B6.75.467	PIPE , assembly, from cold air compressor connection to pipe joint at rib 1, 1½" o/d. x 20 SWG	1	L.54	C	S.16
6763	E.B6.75.469	PIPE , assembly, from connection at rib 1, to cold air unit turbine connection, 1½" o/d. x 20 SWG	1	L.54	C	S.16
6764	E.B6.75.471	PIPE , assembly, from Marston cooler to connection at rib 1	1	L.54	C	S.16
6765	E.B6.75.475	PIPE , assembly, continuation from non-return valve and mixing valve tee piece	1	L.56	C	S.16
12903	E.B6.75.775	PIPE , assembly, from cold air unit compressor connection to pipe joint at rib 2 (Mod. 1175)	1	L.54	C	
28F/17675	BELLS ASBESTOS AS.5402	RING , sealing, type "A" between pipe flanges ...	9	—	C	S.3
1593	EEAS.66/1	RING , clamping, 1½" i/d.	1	L.72	C	S.3

SERVICES
CABIN PRESSURE AND COLD AIR SYSTEM IN PORT WING

Ref. No.	Part No.	Description	No. Off	Matl Spec.	Cl. of Equip.	Plate No.
					M.R. L.M.	
	E.B6.75.825	CABIN PRESSURE AND COLD AIR SYSTEM, IN PORT WING, ASSEMBLY (MOD. 2393-2155-2197)	—	—	—	
6618	E.B6.75.501	ADAPTOR , oil vapour breather pipe	1	DTD.423	C	S.16
27UA/517	GODFREY 50002	CLAMP , half	16	—	C	S.16
28D/1212313	A25/15E	Attaching parts for 50002:— Bolt, 1/4" BSF	2	—	C	
28M/10299	AGS.2001/E/2	Nut, 1/4" BSF	2	—	C	
28W/9418921	SP.13/E	Washer	2	—	C	
27UA/518	GODFREY G45/B	CLAMP , pipe, jointing (segmental) at Marston cooler	4	—	C	S.16
17744	EEAS.143/17	CLIP , pipe, single, 1/4" o/d.	1	L.72	C	
37419	E.B6.75.833	COLLECTOR, WASTE OIL, ASSEMBLY (MOD. 2316)	1	—	B	S.16
32552	E.B6.75.849	Consisting of:— BRACKET , mounting	1	—	C	S.16
28D/9133011	A25/1C	Attaching parts for E.B6.75.849:— Bolt, 2 BA	2	—	C	
28M/9433473	AGS.2002/C/1	Nut, 2 BA	2	—	C	
28W/9419475	SP.15/C	Washer	2	—	C	
32549	E.B6.75.843	COLLECTOR , top, assembly	1	—	C	S.16
32551	E.B6.75.847	CONTAINER , waste oil	1	DTD.339	C	S.16
32550	E.B6.75.845	WIRE , retaining, assembly	1	—	C	S.16
28F/1010558	AGS.1148/B	Attaching parts for E.B6.75.833:— Nut, 1/4" BSF	2	—	C	
28F/9130664	AGS.1149/2	Washer, plate	1	—	C	
28F/1013402	AGS.1111/B	CONE , union body, flanged bulkhead (Mod. 2316)	1	—	C	
6619	E.B6.75.461	CONNECTION , duct, tapered, from cold air unit junction pipe	1	L.59	C	S.16
16582	E.B6.75.532	Attachments for connection E.B6.75.461:— Lagging	2	—	C	
1708	E.A3.75.145	CONNECTION , rubber	2	Glass Fabric	C	S.16
6620	E.B6.75.323	DUCTS AND AIR COOLER, ASSEMBLY	—	—	—	
	E.B6.75.1553	Spares for:— DUCT , air inlet, assembly (Pre-Mod. 4793)	1	—	C	S.16
		DUCT , air inlet at rib 1 (Mod. 4793)	1	—	—	
		Attaching parts for E.B6.75.323 or E.B6.75.1553:— Screw, 2 BA	17	S.96	C	
1025	EEAS.1C	DUCT , air outlet, assembly	1	—	B	S.16
12896	E.B6.75.735	Attaching parts for E.B6.75.735:— Screw, 2 BA	2	S.96	C	
1025	EEAS.1/1C	FAIRING , outlet	1	L.72	C	
26338	E.B6.75.341					

SERVICES
CABIN PRESSURE AND COLD AIR SYSTEM IN PORT WING

Ref. No.	Part No.	Description	No. Off	Matl Spec.	Cl. of Equip.	Plate No.
					M.R. L.M.	
	E.B6.75.317	INSTALLATION OF MARSTON COOLER (SECONDARY)	—	—	—	
		Spares for:—				
12390	E.B6.75.343	BRACKET , bottom support, assembly ...	2	—	C	S.16
		Attaching parts for E.B6.75.343:—				
28D/1011021	A25/16C	Bolt, 2 BA ...	2	—	C	
28M/1278190	AGS.2001/C/1	Nut, 2 BA ...	2	—	C	
	AS.2809/4/139	Piece, distance ...	2	—	—	
28W/9419475	SP.15/C	Washer ...	2	—	C	
12391	E.B6.75.345	BRACKET , top, attachment, assembly ...	1	—	C	S.16
		Attaching parts for E.B6.75.345:—				
28D/1011021	A25/16C	Bolt, 2 BA ...	3	—	C	
28M/1278190	AGS.2001/C/1	Nut, 2 BA ...	3	—	C	
	AS.2809/4/139	Piece, distance ...	3	—	—	
28W/9419475	SP.15/C	Washer ...	2	—	C	
27UA/491	MARSTON D.106/6A	COOLER , air (E.B6.75.321) ...	1	—	A	S.16
		Attaching parts for D.106/6A:—				
28D/1011240	A25/5E	Bolt, 1/2" BSF ...	1	—	C	
28W/9419405	SP.15/E	Washer ...	1	—	C	
6622	E.B6.75.351	Washer, felt, on support brackets ...	2	DTD.590	C	
	E.B6.75.335	STRAP, JOINT, FOR ATTACHMENT OF AIR DUCTS TO MARSTON COOLER, ASSEMBLY	2	—	—	
		Consisting of:—				
12393	E.B6.75.339	STRAP , clamping ...	1	—	C/MR	S.16
12392	E.B6.75.337	STRAP , joint ...	1	—	C/MR	S.16
		Attaching parts for E.B6.75.339 and E.B6.75.337:—				
28D/1011019	A25/8C	Bolt, 2 BA ...	2	—	C	
28M/1278190	AGS.2001/C/1	Nut, 2 BA ...	2	—	C	
28F/8011885	AGS.1142/B	NIPPLE , adaptor ...	3	—	C	
28F/9517920	AGS.1142/K	NIPPLE , adaptor ...	2	—	C	
28F/4051694	AGS.1170/K	NIPPLE ...	3	—	C	
13208	E.A9.75.133	PIPE , assembly, breather, oil vapour, outlet (Pre-Mod. 2316)	1	L.56	C	
37477	E.B6.75.835	PIPE , assembly, from coupling to waste oil collector adjacent to rib 1 (Mod. 2316)	1	L.56	C	S.16
37478	E.B6.75.837	PIPE , assembly, from cold air unit to coupling, adjacent to rib 1 (Mod. 2316)	1	L.56	C	S.16
13209	E.A9.75.447	PIPE , assembly, continuation from non-return valve and mixing valve to tee piece, through rib 2	1	L.56	C	S.16

SERVICES
CABIN PRESSURE AND COLD AIR SYSTEM IN PORT WING

Ref. No.	Part No.	Description	No. off	Matl. Spec.	Cl. of Equip.	Plate No.
					M.R. L.M.	
		1 2 3 4 5 6				
13210	E.A9.75.455	PIPE , assembly, intermediate, from cold air unit pipe to mixing valve pipe	1	T.26	C	S.16
28E/9129562	AGS.605/3	Attachments for Pipe E.A9.75.455:—				
27279	E.A9.75.457A	Clip	2	—	C	
27280	E.A9.75.459A	Lagging	1	—	C	
		Lagging	1	—	C	
6758	E.B6.75.457	PIPE , assembly, continuation from non-return valve and mixing valve tee piece through rib 1	1	L.56	C	S.16
28E/9129562	AGS.605/3	Attachments for Pipe E.B6.75.457:—				
16583	E.B6.75.525	Clip	4	—	C	
16584	E.B6.75.527	Lagging	1	—	C	
27291	E.A9.75.705A	Lagging	1	—	C	
27292	E.A9.75.707A	Lagging	1	—	C	
6759	E.B6.75.459	PIPE , assembly, junction, from cold air unit	1	L.54	C	S.16
28E/9129562	AGS.605/3	Attachments for Pipe E. B6.75.459:—				
16580	E.B6.75.519	Clip	2	—	C	
16581	E.B6.75.521	Lagging	1	—	C	
		Lagging	1	—	C	
6762	E.B6.75.467	PIPE , assembly, from cold air unit, compressor connection to rib 1	1	L.54	C	
6763	E.B6.75.469	PIPE , assembly, from cold air unit turbine connection to rib 1	1	L.54	C	S.16
6764	E.B6.75.471	PIPE , assembly, from marston cooler to connection at rib 1	1	L.54	C	S.16
6765	E.B6.75.475	PIPE , assembly, from non-return valve and mixing valve tee piece to connection between ribs 2 and 3	1	L.54	C	S.16
28E/9129562	AGS.605/3	Attachments for Pipe E.B6.75.475:—				
27277	E.A9.75.451A	Clip	2	—	C	
27278	E.A9.75.453A	Lagging	1	—	C	
		Lagging	1	—	C	
12967	E.A9.75.783	PIPE , assembly, from cold air unit compression connection to pipe joint at rib 2	1	L.54	C	S.16
28E/9129562	AGS.605/3	Attachments for Pipe E.A9.75.783:—				
27285	E.A9.75.471A	Clip	2	—	C	
27286	E.A9.75.473A	Lagging	1	—	C	
		Lagging	1	—	C	
	E.B6.75.19	PIPE, RUN IN PORT WHEEL WELL BAY, ASSEMBLY	—	—	—	
		Spares for:—				
6753	E.B6.75.207	ADAPTOR , bulkhead, mixing valve pipe connection	1	DTD.683	C	S.16
28D/9133011	A25/2C	Attaching parts for E.B6.75.207:—				
28M/10283	AGS.2001/C/1	Bolt, 2 BA	6	—	C	
28F/14892	AGS.1115/13	Nut, 2 BA	6	—	C	
		Washer, plate	1	—	C	

SERVICES
CABIN PRESSURE AND COLD AIR SYSTEM IN PORT WING

Ref. No.	Part No.	1	2	3	4	5	6	Description	No. off	Mati. Spec.	Cl. of Equip.		Plate No.
											M.R.	L.M.	
28F/9513420	AGS.1142/J							NIPPLE , adaptor	2	—	C		
28F/19144	AGS.2120/J							NIPPLE	2	—	C		
6754	E.B6.75.201							PIPE , assembly, from fuselage bulkhead adaptor, to pipe joint in wheel well	1	L.56	C	S.16	
6755	E.B6.75.203							PIPE , assembly, between ribs A and E	1	L.56	C	S.16	
6756	E.B6.75.205							PIPE , assembly, from mixing valve bulkhead adaptor to pipe joint on rib E	1	L.56	C	S.16	
980	EEAS.20/1DR							TAB , locking	2	L.72	C		
1593	EEAS.66/1							RING , clamping	1	L.72	C		
	BELLS												
	ASBESTOS												
28F/17675	AS.5402							RING , sealing, type A, between pipe flanges ...	10	—	C		
20453	EEAS.20/1CR							TAB , locking	1	—	C		
26DK/5039	EEAS.20/2CR							TAB , locking	2	—	C		
	E.B6.75.187							UNIT, COLD AIR, INSTALLATION	—	—	—		
								Spares for:—					
	E.B6.75.199							UNIT, COLD AIR, ASSEMBLY	1	—	—		
								Consisting of:—					
27UA/976	GODFREY							DIPSTICK and filter, oil level	1	—	B	S.16	
27UA/382	23421/HX							UNIT , cold air, A.C.R.E. 9MK10E	1	—	A		
	†							Attaching parts for E.B6.75.199:—					
28D/9436920	A25/1C							Bolt, 2 BA	16	—	C		
28W/9464922	AGS.586/C							Washer	32	—	C		
	E.A9.75.469							VALVE, CONSTANT FLOW, INSTALLATION	—	—	—		
								Spares for:—					
28F/9517920	AGS.1142/K							NIPPLE , adaptor	1	—	C		
	E.B6.75.481							VALVE, CONSTANT FLOW, ASSEMBLY	1	—	—		
								Spares for:—					
6751	E.B6.75.579							ADAPTOR , special	1	DTD.683	C	S.16	
								Attaching parts for E.B6.75.579:—					
28F/1200996	AGS.1138/H							Washer, jointing	1	—	C		
6752	E.B6.75.491							PIPE , assembly, flanged	1	—	C	S.16	
								Attaching parts for E.B6.75.491:—					
28D/9133011	A25/2C							Bolt, 2 BA	12	—	C		
28W/9419402	SP.13/C							Washer	12	—	C		
	NORMALAIR												
27KD/8	497776							Washer, sealing	1	—	C	S.16	
	NORMALAIR												
27KD/5	502090							VALVE , constant flow	1	—	A	S.16	
								Attaching parts for E.B6.75.481:—					
28E/9129563	AGS.605/5							Clip	2	—	C		
28E/9129562	AGS.605/3							Clip	2	—	C		
16575	E.B6.75.509							Lagging	1	—	C		
16576	E.B6.75.511							Lagging	1	—	C		
16579	E.B6.75.517							Lagging	1	—	C		
16596	E.B6.75.629							Lagging	1	—	C		

SERVICES
CABIN PRESSURE AND COLD AIR SYSTEM IN PORT WING

Ref. No.	Part No.	Description	No. off	Matl. Spec.	Cl. of Equip.	Plate No.
					M.R. L.M.	
	E.B6.75.727	VALVE, RELIEF AND PIPES, COLD AIR, UNIT IN PORT WING, INSTALLATION	—	—	—	
25568	E.B6.75.733	BRACKET , assembly, pipe support on cooler ... Attaching parts for E.B6.75.733:—	1	—	C	S.16
28D/7002428	A25/6C	Bolt, 2 BA	4	—	C	
28D/1011029	A25/1E	Bolt, 1/4" BSF	2	—	C	
28M/1278190	AGS.2001/C/1	Nut, 2 BA	4	—	C	
28W/9418921	SP.13/E	Washer	2	—	C	
27UA/517	GODFREY 50002	CLAMP , half Attaching parts for 50002:—	6	—	C	S.16
28D/1212313	A25/15E	Bolt, 1/4" BSF	2	—	C	
28M/1201610	AGS.2001/E/1	Nut, 1/4" BSF	2	—	C	
28W/9418921	SP.13/E	Washer	2	—	C	
12898	E.B6.75.731	COVER , valve, assembly Attaching parts for E.B6.75.731:—	1	—	C	S.16
28D/1011029	A25/1E	Bolt, 1/4" BSF	2	—	C	
12899	E.B6.75.737	PIPE , assembly, bend, relief valve, pipe joint ...	1	L.59	C	S.16
12900	E.B6.75.739	PIPE , assembly, from relief valve pipe joint to inlet tee piece	1	L.54	C	S.16
12901	E.B6.75.741	PIPE , assembly, inlet tee piece from pipe joint at rib 1 to marston cooler	1	L.54	C	S.16
28F/17675	BELLS ASBESTOS AS.5402	RING , sealing, between pipe flanges	3	—	C	
12902	E.B6.75.729	VALVE, RELIEF, ASSEMBLY Spares for:—	1	—	B	S.16
22007	E.B6.75.747	PISTON , valve	1	—	C	
22006	E.B6.75.745	SEAT , valve	1	—	C	
	E.B6.75.827	VALVE AND PIPING, INSTALLATION Spares for:—	—	—	—	
27UA/517	E.B6.75.257 GODFREY 50002	BRACKET , support for non-return valve	1	—	—	S.16
28D/1212313	A25/15E	CLAMP , half Attaching parts for 50002:—	10	—	C	S.16
28M/1201610	AGS.2001/E/1	Bolt, 1/4" BSF	2	—	C	
28W/9418921	SP.13/E	Nut, 1/4" BSF	2	—	C	
		Washer	2	—	C	
27UA/518	GODFREY G.45/B 6990	CLAMP , segmental CONNECTOR , flanged, non-return valve end fitting	3	—	C	S.16
	E.B6.75.261	Attaching parts for E.B6.75.261:—	1	DTD.683	C	
28D/9436920	A25/1C	Bolt, 2 BA	3	—	C	
28D/9133012	A25/3C	Bolt, 2 BA	3	—	C	
28M/1278190	AGS.2001/C/1	Nut, 2 BA	3	—	C	
28W/9419402	SP.13/C	Washer	6	—	C	

SERVICES
CABIN PRESSURE AND COLD AIR SYSTEM IN PORT WING

Ref. No.	Part No.	Description	No. off	Matl. Spec.	Cl. of Equip.		Plate No.
					M.R.	L.M.	
		1 2 3 4 5 6					
25922	E.B6.75.255	ELBOW , from engine connection to non-return valve	1	—	C		
		Attaching parts for E.B6.75.255:—					
28D/9436920	A25/1C	Bolt, 2 BA	3	—	C		
28D/9133011	A25/2C	Bolt, 2 BA	6	—	C		
28D/9133012	A25/3C	Bolt, 2 BA	3	—	C		
28M/1278190	AGS.2001/C/1	Nut, 2 BA	9	—	C		
28W/9419402	SP.13/C	Washer	12	—	C		
28W/9416643	SP.47/C	Washer	3	—	C		
16448	E.B7.50.25	FITTING , end for pipe connection to hot air valve	1	DTD.683	C		
12078	E.B6.75.669	GASKET , non-return, valve joint	2	Aero Permanite	C		
12079	E.B6.75.675	GASKET , hot air valve joint	3	Aero Permanite	C		
	E.B6.75.299	LAGGING, ASSEMBLY	1	—	—		
		Spares for:—					
26636	E.B6.75.299A	COVER , outer for 2-way mixing valve	1	Glass Cloth	C	S.16	
13025	E.B6.75.231	PIPE , assembly, from non-return valve on inboard engine rib, to tee piece at rib 3	1	T.26	C/MR	S.16	
16556	E.B6.75.233	PIPE , assembly, from mixing valve to constant flow valve	1	T.26	C/MR	S.16	
16557	E.B6.75.237	PIPE , assembly, from mixing valve to tee piece at rib 3	1	T.26	C/MR	S.16	
16558	E.B6.75.239	PIPE , assembly, from mixing valve to wheel well bay connection	1	T.26	C/MR	S.16	
13207	E.A9.75.461	PIPE , assembly, from mixing valve to connection at rib 3	1	T.26	C/MR	S.16	
	BELLS ASBESTOS						
28F/17675	AS.5402	RING , sealing, type A, between pipe flanges	8	—	C		
16560	E.B6.75.259	TEE-PIECE , mixing valve and hot air valve, at rib 3	1	—	C/MR	S.16	
	E.B7.50.31	VALVE, HOT AIR, ASSEMBLY	1	—	—		
		Consisting of:—					
	E.E. CO. LTD. BRADFORD						
5W/400	TYPE 234	ACTUATOR	1	—	A		
27V/4282	TEDDINGTON FKH/A/16	VALVE	1	—	A	S.16	
		Attaching parts for E.B7.50.31					
28M/1201610	AGS.2001/E/1	Nut, 1/2" BSF	8	—	C		
28W/9418921	SP.13/E	Washer	8	—	C		
	NORMALAIR						
27KD/6	501670	VALVE , non-return	1	—	A	S.16	
	E.B6.75.243	VALVE, 2-WAY, MIXING, INSTALLATION	—	—	—		
		Spares for:—					
	E.B6.75.245	BRACKET , valve support, outboard	1	L.72	—		
	E.B6.75.246	BRACKET , valve support, inboard	1	L.72	—		
	E.B6.75.247	BRACKET , Desynn transmitter, mounting	1	L.72	—		

**SERVICES
CABIN PRESSURE AND COLD AIR SYSTEM IN PORT WING**

Ref. No.	Part No.	Description						No. off	Matl. Spec.	Cl. of Equip.	Plate No.
		1	2	3	4	5	6			M.R. L.M.	
16602	E.B6.75.649	ROD, ADJUSTING, MIXING VALVE AND DESYNN TRANSMITTER, ASSEMBLY						1	—	B/MR	S.16
		Consisting of:—									
23N/5549	AGS.899/2	COLLAR						2	—	C	S.16
	E.B6.75.653	FORK, R.H.						1	—	—	S.16
	E.B6.75.655	FORK, L.H.						1	—	—	S.16
28M/1026473	A27/CT	NUT, 2 BA						1	—	C	S.16
28M/13253	A27/CTL	NUT, 2 BA						1	—	C	S.16
28P/830	SP.4Y/B4	PIN, shackle						2	—	C	S.16
28P/9527619	SP.90/C7	PIN, split						2	—	C	S.16
	E.B6.75.651	ROD, screwed, 2 BA						1	—	—	S.16
6A/2133	†	TRANSMITTER, Desynn						1	—	A	
		Attaching parts for Ref. 6A/2133:—									
28D/9436920	A25/1C	Bolt, 2 BA						2	—	C	
28M/10288	AGS.2001/C/1	Nut, 2 BA						4	—	C	
1025	EEAS.1/1C	Screw, 2 BA						2	S.96	C	
	E.B7.75.103	VALVE, DOUBLE, HOT AIR AND ACTUATOR, ASSEMBLY						1	—	—	
		Consisting of:—									
5W/409	E.E. CO. LTD. BRADFORD TYPE 233 TEDDINGTON	ACTUATOR						1	—	A	S.16
27V/4231	FKH/A/15	VALVE						1	—	A	S.16
		Attaching parts for E.B7.75.103:—									
28D/1200119	A25/4C	Bolt, 2 BA						6	—	C	
28M/10288	AGS.2001/C/1	Nut, 2 BA						6	—	C	
28W/9419475	SP.15/C	Washer						6	—	C	

⁹³⁶
Pages 93~~1~~ to 940 not issued

SERVICES
CABIN PRESSURE AND COLD AIR SYSTEM IN STARBOARD WING

Ref. No.	Part No.	Description	No. Off	Matl Spec.	Cl. of Equip.	Plate No.
					M.R. L.M.	
	E.B6.75.781	CABIN PRESSURE AND COLD AIR SYSTEM IN STARBOARD WING, ASSEMBLY (MOD. 1500)	—	—	—	
		Spares for:—				
16559	E.B6.75.258 GODFREY	BRACKET , support, non-return valve	1	L.72	C	S.17
27UA/517	50002	CLAMP , half	2	—	C	S.17
		Attaching parts for 50002:—				
28D/1212313	A25/15E	Bolt, 1/4" BSF	2	—	C	
28M/1201618	AGS.2001/E/1	Nut, 1/4" BSF	2	—	C	
28W/9418921	SP.13/E GODFREY	Washer	2	—	C	
27UA/518	G45/B	CLAMP , half, pipe mounting (segmental) at Marston cooler	2	—	C	S.17
1707	E.A2.75.37	CLIP , pipe, at rib 3	1	L.72	C	S.17
	E.B6.75.791	CLIP , pipe, at rib 2	1	L.72	—	S.17
		Attaching parts for E.A2.75.37 and E.B6.75.791:—				
28D/9436920	A25/1C	Bolt, 2 BA	2	—	C	
28M/1278190	AGS.2001/C/1	Nut, 2 BA	2	—	C	
28W/9419402	SP.13/C	Washer	2	—	C	
6990	E.B6.75.261	CONNECTOR , flanged, non-return valve end fitting	1	DTD.683	C	S.17
		Attaching parts for E.B6.75.261:—				
28D/9436920	A25/1C	Bolt, 2 BA	3	—	C	
28D/1200119	A25/4C	Bolt, 2 BA	3	—	C	
28M/1278190	AGS.2001/C/1	Nut, 2 BA	3	—	C	
28W/9419402	SP.13/C	Washer	3	—	C	
28W/9416643	SP.47/C	Washer	3	—	C	
	E.B6.75.316	DUCTS AND AIR COOLER, ASSEMBLY	—	—	—	
		Spares for:—				
6767	E.B6.75.324	DUCT , air inlet, assembly (Pre-Mod. 4793)	1	—	C	S.17
	E.B6.75.1554	DUCT , air inlet, assembly (Mod. 4793)	1	—	—	
		Attaching parts for E.B6.75.324 or E.B6.75.1554:—				
1025	EEAS.1/1C	Screw, 2 BA	17	S.96	C	S.17
6623	E.B6.75.329	DUCT , air outlet, assembly	1	—	C	S.17
		Attaching parts for E.B6.75.329:—				
1025	EEAS.1/1C	Screw, 2 BA	2	S.96	C	S.17
26339	E.B6.75.342	FAIRING , outlet	1	L.72	C	
	E.B6.75.318	INSTALLATION OF MARSTON COOLER (PRIMARY)	—	—	—	
		Spares for:—				
12395	E.B6.75.344	BRACKET , bottom, support, assembly	2	—	C	S.17
12396	E.B6.75.346	BRACKET , top, attachment, assembly	1	—	C	S.17
		Attaching parts for E.B6.75.344 and E.B6.75.346:—				
28D/1011021	A25/16C	Bolt, 2 BA	2	—	C	
28M/1278190	AGS.2001/C/1	Nut, 2 BA	2	—	C	
	AS.2809/4/139	Pieces, distance	2	L.62	LM	
28W/9419475	SP.15/C	Washer	2	—	C	

SERVICES
CABIN PRESSURE AND COLD AIR SYSTEM IN STARBOARD WING

Ref. No.	Part No.	Description	No. Off	Matl Spec.	Cl. of Equip.	Plate No.
					M.R. L.M.	
		1 2 3 4 5 6				
27UA/492	MARSTON D.106/6A	COOLER , air (E.B6.75.319)	1	—	A	
28D/1011240	A25/5E	Attaching parts for D.106/6A:—				
28W/9419405	SP.15/E	Bolt, 1/2" BSF	1	—	C	
6622	E.B6.75.351	Washer	1	—	C	
	E.B6.75.351	Washer, felt, on support bracket	2	DTD.590	C	S.17
	E.B6.75.335	STRAP, JOINT FOR ATTACHMENT OF AIR DUCTS TO MARSTON COOLER, ASSEMBLY	2	—	—	
		Consisting of:—				
12393	E.B6.75.339	STRAP , clamping	1	—	C/MR	S.17
12392	E.B6.75.337	STRAP , joint	1	—	C/MR	S.17
		Attaching parts for E.B6.75.339 and E.B6.75.337:—				
28D/1011019	A25/8C	Bolt, 2 BA	2	—	C	
28M/1278190	AGS.2001/C/1	Nut, 2 BA	2	—	C	
25922	E.B6.75.255	ELBOW , from engine connection to non-return valve	1	—	C	S.17
		Attaching parts for E.B6.75.255:—				
28D/9436920	A25/1C	Bolt, 2 BA	2	—	C	
28D/9133011	A25/2C	Bolt, 2 BA	7	—	C	
28D/1200119	A25/4C	Bolt, 2 BA	3	—	C	
28E/9129562	AGS.605/3	Clip	2	—	C	
12714	E.B6.75.447A	Lagging	1	—	C	
12369	E.B6.75.449A	Lagging	1	—	C	
28M/1278190	AGS.2001/C/1	Nut, 2 BA	9	—	C	
28W/9419402	SP.13/C	Washer	12	—	C	
28W/9416643	SP.47/C	Washer	3	—	C	
	E.A2.75.345	FAIRLEAD , pipe, support, at rib 1	2	LFS.21	—	S.17
		Attaching parts for E.A2.75.345:—				
28D/9133012	A25/3C	Bolt, 2 BA	2	—	C	
28M/1278190	AGS.2001/C/1	Nut, 2 BA	2	—	C	
28W/9419402	SP.13/C	Washer	2	—	C	
16448	E.B7.50.25	FITTING , end, for pipe connection to hot air valve	1	DTD.683	C	S.17
12078	E.B6.75.669	GASKET , non-return valve joint	2	Aero Permanite	—	S.17
12079	E.B6.75.675	GASKET , hot air valve joint	3	Aero Permanite	C	S.17
28F/9517920	AGS.1142/K	NIPPLE , adaptor	4	—	C	
6770	E.B6.75.403	PIPE , assembly, from Marston air cooler to engine and fuselage pipe tee piece	1	T.26	C	S.17
		Attachments for Pipe, E.B6.75.403:—				
28E/9129562	AGS.605/3	Clip	2	—	C	
28E/9130219	AGS.605/4	Clip	1	—	C	
26340	E.B6.75.427A	Lagging	1	—	C	
26341	E.B6.75.429A	Lagging	1	—	C	

SERVICES
CABIN PRESSURE AND COLD AIR SYSTEM IN STARBOARD WING

Ref. No.	Part No.	Description	No. off	Matl. Spec.	Cl. of Equip.	Plate No.
					M.R. L.M.	
		1 2 3 4 5 6				
25710	E.B6.75.785	PIPE , flexible, from connection between ribs 2 and 3, to pipe coupling between ribs 1 and 2	1	Metallic Hose	C	S.17
		Attachments for Pipe, E.B6.75.785:—				
28E/9129562	AGS.605/3	Clip	3	—	C	
28E/9130219	AGS.605/4	Clip	2	—	C	
25715	E.B6.75.803A	Lagging	1	—	C	
25713	E.B6.75.805A	Lagging	1	—	C	
25712	E.B6.75.807A	Lagging	1	—	C	
25714	E.B6.75.809A	Lagging	1	—	C	
27240	E.B6.75.817	PIPE , assembly, from connection between ribs 1 and 2 to tee piece (Mod. 2189)	1	T.26	C	S.17
27241	E.B6.75.819	PIPE , assembly, from hot air valve to connection between ribs 2 and 3 (Mod. 2189)	1	T.26	C	S.17
		Attachments for Pipe, E.B6.75.819:—				
28E/9129562	AGS.605/3	Clip	3	—	C	
28E/9130219	AGS.605/4	Clip	1	—	C	
	E.B6.75.793	Lagging	1	—	—	
	E.B6.75.795	Lagging	1	—	—	
25716	E.B6.75.801A	Lagging	2	—	C	
	E.B6.75.20	PIPE, RUN IN STARBOARD WHEEL WELL BAY, ASSEMBLY	—	—	—	
		Spares for:—				
6768	E.B6.75.401	ADAPTOR , bulkhead Marston air cooler (Pre-Mod. 3156)	1	DTD.683	C	S.17
	E.B6.75.1203	ADAPTOR , bulkhead, Marston air cooler (Mod. 3156)	1	—	—	
		Attaching parts for E.B6.75.401 and E.B6.75.1203:—				
28D/9436920	A25/1C	Bolt, 2 BA	6	—	C	
28M/1278190	AGS.2001/C/1	Nut, 2 BA	6	—	C	
	E.B6.75.647	Shim (Pre-Mod. 3156)	1	LAM.ALUM.	—	S.17
	E.B6.75.1205	Shim (Mod. 3156)	1	LAM.ALUM.	—	
28F/14892	AGS.1115/13	Washer, plate	1	—	C	
	E.B6.75.213	CLIP , pipe, in wheel well	2	L.72	—	S.17
		Attaching parts for E.B6.75.213:—				
28D/9133011	A25/2C	Bolt, 2 BA	2	—	C	
28M/1278190	AGS.2001/C/1	Nut, 2 BA	2	—	C	
28W/9419475	SP.15/C	Washer	2	—	C	
28F/19144	AGS.2120/J	NIPPLE	1	—	C	
28F/9513420	AGS.1142/J	NIPPLE , adaptor	2	—	C	
6769	E.B6.75.209	PIPE , assembly, from Marston cooler bulkhead elbow connection to pipe joint in wheel well bay	1	L.56	C	S.17
16591	E.B6.75.615	PIPE , assembly, from pipe joint in wheel well bay to fuselage bulkhead connection	1	L.56	C	S.17
980	EEAS.20/1DR	TAB , locking	2	L.65	C	S.17
28F/17399	AGS.1167/1	UNION , elbow, assembly	1	—	C	S.17

SERVICES
CABIN PRESSURE AND COLD AIR SYSTEM IN STARBOARD WING

Ref. No.	Part No.	Description						No. off	Matl. Spec.	Cl. of Equip.	Plate No.
		1	2	3	4	5	6			M.R. L.M.	
28F/17675	BELLS ASBESTOS AS.5402										
28F/12389	AGS.1119/K										
28E/9130219	AGS.605/4										
26395	E.B6.75.435A										
26396	E.B6.75.437A										
	E.B7.50.31										
5W/400	E.E. CO. LTD. BRADFORD TYPE 234										
27V/4282	TEDDINGTON FKH/A/16										
28M/1201610	AGS.2001/E/1										
12125	E.B6.75.443A										
12076	E.B6.75.445A										
28W/9418921	SP.13/E										
27KD/6	NORMALAIR 501670										
28E/9129562	AGS.605/3										
12074	E.B6.75.439A										
12075	E.B6.75.441A										

Pages 949 to 950 not issued

SERVICES

CABIN PRESSURE AND COLD AIR SYSTEM IN PORT AND STARBOARD WINGS

Ref. No.	Part No.	Description						No. off	Matl. Spec.	Cl. of Equip.	Plate No.
		1	2	3	4	5	6			M.R. L.M.	
SUMMARY OF STOCK ITEMS USED ON CABIN PRESSURE AND COLD AIR SYSTEM IN PORT AND STARBOARD WINGS, ASSEMBLY											
28D/9436920	A25/1C	Bolt, 2 BA		C	
28D/9133011	A25/2C	Bolt, 2 BA		C	
28D/9133012	A25/3C	Bolt, 2 BA		C	
28D/1200119	A25/4C	Bolt, 2 BA		C	
28D/1011019	A25/8C	Bolt, 2 BA		C	
28D/9453970	A25/15C	Bolt, 2 BA		C	
28D/1011021	A25/16C	Bolt, 2 BA		C	
28D/1011029	A25/1E	Bolt, 1/2" BSF		C	
28D/1011240	A25/5E	Bolt, 1/2" BSF		C	
28D/1212313	A25/15E	Bolt, 1/2" BSF		C	
28D/9906306	A25/17E	Bolt, 1/2" BSF		C	
28D/1214091	AS.1242/2C	Bolt, 2 BA		C	
28F/12399	AGS.1167/J	Elbow		C	
28F/9517920	AGS.1142/K	Nipple, adaptor		C	
28F/9513420	AGS.1142/J	Nipple, adaptor		C	
28F/12071	AGS.1170/K	Nipple		C	
28M/1278190	AGS.2001/C/1	Nut, stiff, 2 BA		C	
28M/1201610	AGS.2001/E/1	Nut, stiff, 1/2" BSF		C	
28M/10299	AGS.2001/E/2	Nut, stiff, 1/2" BSF		C	
28P/1021104	SP.90/C3	Pin, split		C	
28P/9527619	SP.90/C7	Pin, split		C	
28P/9446312	SP.4Y/B3	Pin, shackle		C	
28F/8011895	AGS.1140/D	Plug, nipple		C	
28F/9439535	AGS.954/D	Sleeve		C	
28F/12389	AGS.1119/K	Tee, union		C	
28W/9419402	SP.13/C	Washer		C	
28W/9418921	SP.13/E	Washer		C	
28W/9419475	SP.15/C	Washer		C	
28W/9416643	SP.47/C	Washer		C	
28W/9416644	SP.47/E	Washer		C	
28W/1009699	SP.55/C	Washer		C	
28F/14892	AGS.1115/13	Washer		C	

**SERVICES
CAMERA PIPE RUN**

Ref. No.	Part No.	Description	No. off	Matl. Spec.	Cl. of Equip.		Plate No.
					M.R.	L.M.	
	E.A3.75.507	CAMERA WINDOW DEMISTING PIPE RUN IN FUSELAGE, ASSEMBLY (PRE-MOD. 3427 WITHOUT MOD. 2197) Spares for this assembly are identical with those for assembly Part No. E.B6.75.571 on page 951, except for the following deletions and additions Delete:—	—	—	—		
38676	E.B6.75.561	PIPE , assembly, from elbow at frame 29 to pipe connection from temperature control valve Attachments for E.B6.75.561:—	1	L.54	C	S.15	
28E/9129562	AGS.605/3	Clip:	3	—	C		
38677	E.B6.75.1113A	Lagging	1	—	C		
38678	E.B6.75.1115A	Lagging	1	—	C		
38675	E.A9.75.879	PIPE , assembly, from temperature control valve connection at frame 29 Attachments for E.A9.75.879:—	1	L.54	C	S.15	
28E/9128961	AGS.605/1	Clip:	2	—	C		
28E/9129562	AGS.605/3	Clip:	2	—	C		
38673	E.A9.75.563A	Lagging	1	—	C		
38674	E.A9.75.565A	Lagging	1	—	C		
32B/1023	†	Webbing, asbestos Add:—	QR	—	C		
15195	E.B6.75.611	COVER , at pipe clip frame 21	1	—	C		
15221	E.A3.75.517	PIPE , assembly, from temperature control valve connection at frame 29 Attachments for E.A3.75.517:—	1	L.54	C		
28E/9129562	AGS.605/3	Clip:	1	—	C		
15214	E.A3.75.497A	Lagging	1	—	C		
15203	E.A3.75.499A	Lagging	1	—	C		
15215	E.A3.75.501A	Lagging	1	—	C		
15216	E.A3.75.503A	Lagging	1	—	C		

**SERVICES
CAMERA PIPE RUN**

Ref. No.	Part No.	Description	No. off	Matl. Spec.	Cl. of Equip.		Plate No.
					M.R.	L.M.	
	E.B6.75.571	CAMERA WINDOW DEMISTING PIPE RUN IN FUSELAGE, ASSEMBLY (MOD. 3427 WITH MOD. 2197) Spares for:—	—	—	—	—	—
7785	E.A3.75.435	BRACKET , constant flow valve, forward	1	—	C/MR	S.15	
7786	E.A3.75.241	BRACKET , constant flow valve, rear	1	L.72	C	S.15	
41314	E.A9.75.10179	BRACKET , flexible pipe support clip (Mod. 3855) ... Attaching parts for E.A9.75.10179:—	1	S.510	C	S.15	
28D/9133011	A25/2C	Bolt; 2 BA	2	—	C		
28M/1278190	AGS.2001/C/1	Nut; 2 BA	2	—	C		
	E.A9.75.10197	Plate, radius, 12 SWG	1	L.73	—		
1707	E.A2.75.37	CLIP , pipe Attaching parts for E.A2.75.37:—	10	L.72	C	S.15	
28D/9133012	A25/3C	Bolt; 2 BA; (Frames 18 and 19)	2	—	C		
28D/1200119	A25/4C	Bolt; 2 BA; (Frames 23, 24, 25 and 26)	2	—	C		
28D/9133013	A25/5C	Bolt; 2 BA; (Frames 27 and 28)	2	—	C		
28M/1278190	AGS.2001/C/1	Nut; 2 BA	2	—	C		
28W/9419402	SP.13/C	Washer	2	—	C		
41315	E.A9.75.10181	CLIP , flexible, pipe support at frames 20 and 21B (Mod. 3855) Attaching parts for E.A9.75.10181:—	2	L.72	C	S.15	
28D/9133012	A25/3C	Bolt; 2 BA; (Frame 20)	2	—	C		
28D/9133013	A25/5C	Bolt; 2 BA; (Frame 21B)	2	—	C		
28M/1278190	AGS.2001/C/1	Nut; 2 BA; (Frame 20)	2	—	C		
34367	E.A9.75.10195	Packing (Frame 21B)	1	BS.2572	C		
28W/9419475	SP.15/C	Washer (Frame 20)	2	—	C		
28W/9416643	SP.47/C	Washer (Frame 21B)	2	—	C		
5647	EEAS.143/26	CLIP , pipe, window Attaching parts for EEAS.143/26:—	4	—	C	S.15	
28D/9436920	A25/1C	Bolt; 2 BA	1	—	C		
28M/9403520	A27/CP	Nut; 2 BA	1	—	C		
12929	EEAS.21/9ER	Washer, "D"	1	—	C	S.15	
28W/9416643	SP.47/C	Washer	1	—	C		
	E.B6.75.607	COVER , at pipe clips	7	—	—		
	E.B6.75.609	COVER , at pipe clip, frame 27	1	—	—		
12366	E.B6.75.719	GASKET , for pipe joint at frame 29	2	Aero Perманite	C	S.15	
28F/12071	AGS.1170/K	NIPPLE	3	—	C		
28F/9486111	AGS.1142/H	NIPPLE , adaptor	5	—	C		
15190	E.B6.75.583	PIPE , assembly, from cabin pressure tee at frame 16 to constant flow valve Attachments for E.B6.75.583:—	1	L.65	C	S.15	
28E/9129092	AGS.605/2	Clip;	4	—	C		
15151	E.B6.75.41A	Lagging	1	—	C		
15152	E.B6.75.43A	Lagging	1	—	C		

**SERVICES
CAMERA PIPE RUN**

Ref. No.	Part No.	Description	No. off	Matl. Spec.	Cl. of Equip.	Plate No.
					M.R. L.M.	
		1 2 3 4 5 6				
15218	E.A3.75.511	PIPE, assembly, from connection between frames 22 and 23, to connection between frames 27 and 28	1	L.54	C	S.15
		Attachments for E.A3.75.511:—				
28E/9129562	AGS.605/3	Clip	8	—	C	
15158	E.B6.75.61A	Lagging (5 off — Pre-Mod. 1490)	6	—	C	
13161	E.B6.75.705A	Lagging (Mod. 1490 — S.O.O.)	1	—	C	
15159	E.B6.75.67A	Lagging	1	—	C	
15160	E.B6.75.69A	Lagging	1	—	C	
15219	E.A3.75.513	PIPE, assembly, from connection between frames 27 and 28 to flanged joint at frame 29	1	T.9	C	S.15
		Attachments for E.A3.75.513:—				
28E/9129562	AGS.605/3	Clip	4	—	C	
15212	E.A3.75.493A	Lagging	1	—	C	
15213	E.A3.75.495A	Lagging	1	—	C	
15161	E.B6.75.79A	Lagging	1	—	C	
15162	E.B6.75.81A	Lagging	1	—	C	
15220	E.A3.75.515	PIPE, elbow, connection at frame 29	1	L.59	C	S.15
		Attachments for E.A3.75.515:—				
28E/9129562	AGS.605/3	Clip	4	—	C	
11457	E.B7.75.189A	Lagging	2	—	C	
36843	E.B6.75.603	Lagging	1	—	C	
36844	E.B6.75.605	Lagging	1	—	C	
		Attaching parts for E.A3.75.513 and E.A3.75.515:—				
28D/9133011	A25/2C	Bolt; 2 BA	6	—	C	
28M/1278190	AGS.2001/C/1	Nut; 2 BA	6	—	C	
28W/9419402	SP.13/C	Washer	6	—	C	
15222	E.A3.75.533	PIPE, demisting, camera window	1	L.54	C	S.15
38676	E.B6.75.561	PIPE, assembly, from elbow at frame 29 to pipe connection from temperature control valve	1	L.54	C	S.15
		Attachments for E.B6.75.561:—				
28E/9129562	AGS.605/3	Clip	3	—	C	
38677	E.B6.75.1113A	Lagging	1	—	C	
38678	E.B6.75.1115A	Lagging	1	—	C	
38675	E.A9.75.879	PIPE, assembly, from temperature control valve connection at frame 29	1	L.54	C	S.15
		Attachments for E.A9.75.879:—				
28E/9128961	AGS.605/1	Clip	2	—	C	
28E/9129562	AGS.605/3	Clip	2	—	C	
38673	E.A9.75.563A	Lagging	1	—	C	
38674	E.A9.75.565A	Lagging	1	—	C	
32B/1023	†	Webbing, asbestos	QR	—	C	

**SERVICES
CAMERA PIPE RUN**

Ref. No.	Part No.	Description	No. off	Matl. Spec.	Cl. of Equip.	Plate No.
					M.R. L.M.	
		1 2 3 4 5 6				
34364	E.A9.75.10175	PIPE , assembly, from constant flow valve to flexible pipe (Mod. 3855)	1	T.55	C	S.15
		Attachments for E.A9.75.10175:—				
28E/9129562	AGS.605/3	Clip	6	—	C	
15153	E.B6.75.45A	Lagging	1	—	C	
15154	E.B6.75.47A	Lagging	1	—	C	
15149	E.B6.75.37A	Lagging	1	—	C	
15155	E.B6.75.49A	Lagging	1	—	C	
	E.A9.75.10201	Lagging (Mod. 3855)	1	—	—	
	E.A9.75.10203	Lagging (Mod. 3855)	1	—	—	
34343	E.A9.75.10191	PIPE , flexible, between frames 19 and 22 (Mod. 3855)	1	—	C	S.15
		Attachments for E.A9.75.10191:—				
32B/1250374	†	Twine, asbestos	QR	—	C	
32B/18	†	Webbing, asbestos	QR	—	C	
34365	E.A9.75.10177	PIPE , assembly, from flexible pipe to coupling forward of frames 22 (Mod. 3855)	1	T.55	C	S.15
		Attachments for E.A9.75.10177:—				
28E/9129562	AGS.605/3	Clip	2	—	C	
36842	E.A3.75.557	Lagging	2	—	C	
27KD/5	NORMALAIR 502090	VALVE , constant flow	1	—	A	S.15
		Attachments for 502090:—				
28E/9129563	AGS.605/5	Clip	2	—	C	
15191	E.B6.75.599A	Lagging	1	—	C	
15192	E.B6.75.601A	Lagging	1	—	C	
31672	E.A2.75.669	VALVE, TEMPERATURE CONTROL ASSEMBLY (MOD. 2595)	1	—	A	S.15
		Spares for:—				
	E.A2.75.667	PISTON , valve	1	DTD.683	—	S.15
	E.A2.75.477	SPRING	1	—	—	S.15
	TEDDINGTON T.H.T.147	THRUSTAT	1	—	—	S.15
27KD/8	NORMALAIR 497776	WASHER , sealing, at constant flow valve	1	—	C	

SERVICES CAMERA PIPE RUN

Ref. No.	Part No.	Description	No. off	Matl. Spec.	Order equip. M.R. L.M.	Plate No.	
		1 2 3 4 5 6					
		SUMMARY OF STOCK ITEMS USED ON CAMERA PIPE, RUN, ASSEMBLY					
28D/9436920	A25/1C	Bolt, 2 BA	C	
28D/9133011	A25/2C	Bolt, 2 BA	C	
28D/9133012	A25/3C	Bolt, 2 BA	C	
28D/1200119	A25/4C	Bolt, 2 BA	C	
28D/9133013	A25/5C	Bolt, 2 BA	C	
28M/9403520	A27/CP	Nut, 2 BA	C	
28M/1278190	AGS.2001/C/1	Nut, stiff, 2 BA	C	
28W/9419402	SP.13/C	Washer	C	
28W/9419475	SP.15/C	Washer	C	
28W/9416643	SP.47/C	Washer	C	

**SERVICES
DE-MISTING SYSTEM**

Ref. No.	Part No.	Description	No. off	Matl. Spec.	Cl. of Equip.		Plate No.
					M.R.	L.M.	
	E.A3.76.215	DE-MISTING SYSTEM, ASSEMBLY	—	—	—		
		Spares for:—					
1369	E.A3.76.13	CLIP , air drier, tube mounting	2	L.72	C	S.5	
2160	EEAS.112/21	CLIP , rubber, hose to perspex nose connection ...	16	L.16	C	S.5	
1815	E.A3.76.47	FILTER, ASSEMBLY	1	—	B	S.5	
		Consisting of:—					
1816	E.A3.76.69	BOLT , special	3	5.95	C		
1817	E.A3.76.51	CAP , end	1	—	C	S.5	
	E.A3.76.49	CASE , outer	1	—	—		
1892	†	ELEMENT , filter (Purolator MFA36A)	1	—	C	S.5	
28M/1013165	AGS.113/B	NUT , wing, 4 BA	3	—	C		
8978	E.A3.76.67	PLUG , sealing	1	DTD.683	C		
1818	E.A3.76.75	SPRING	1	DTD.215	C	S.5	
1819	E.A3.76.71	WASHER , sealing, rubber	2	Shore 30	C	S.5	
1820	E.A3.76.73	WASHER , sealing, rubber	1	Shore 30	C	S.5	
23W/1331013	AGS.163/B	WASHER , spring	3	—	C		
	E.A3.76.21	HOSE , connecting, $\frac{3}{8}$ " o/d x $\frac{1}{4}$ " i/d x 4"5 long (Make from Ref. 32C/533)	1	Natural Rubber	LM		
	E.A3.76.23	HOSE , connecting, $\frac{3}{8}$ " o/d x $\frac{1}{4}$ " i/d x 60"0 long (Make for Ref. 32C/533)	1	Natural Rubber	LM		
	E.A3.76.25	HOSE , connecting, $\frac{9}{16}$ " o/d x $\frac{7}{16}$ " i/d x 19"0 long (Make from Ref. 32C/534)	1	Natural Rubber	LM		
	E.A3.76.27	HOSE , connecting, $\frac{9}{16}$ " o/d x $\frac{7}{16}$ " i/d x 4"0 long (Make from Ref. 32C/534)	1	Natural Rubber	LM		
	E.A3.76.29	HOSE , connecting, $\frac{9}{16}$ " o/d x $\frac{7}{16}$ " i/d x 6"0 long (Make from Ref. 32C/534)	1	Natural Rubber	LM		
	E.A3.76.31	HOSE , connecting, $\frac{9}{16}$ " o/d x $\frac{7}{16}$ " i/d x 2"0 long (Make from Ref. 32C/534)	1	Natural Rubber	LM		
	E.A3.76.33	HOSE , connecting, $\frac{9}{16}$ " o/d x $\frac{7}{16}$ " i/d x 1"5 long (Make from Ref. 32C/534)	1	Natural Rubber	LM		
	E.A3.76.209	HOSE , connecting, $\frac{9}{16}$ " o/d x $\frac{7}{16}$ " i/d x 3" long (Make from Ref. 32C/534)	8	Natural Rubber	LM		
32566	E.B.74.63	PIPE , assembly, from de-mister motor to connection between stringers 9-10 (Mod. 2542)	1	—	C		
32567	E.B.74.65	PIPE , assembly, from de-mister meter to air drier (Mod. 2542)	1	—	C		
32568	E.B.74.69	PIPE , assembly, from connection between stringers 9-10, to connection between frames 3-4 (Mod. 2542)	1	—	C		
	E.A3.76.217	PIPE , assembly, from blower to air drier at frame 5 (Pre-Mod. 4051)	1	—	—		
	E.B.76.223	PIPE , assembly, from blower to air drier at frame 5 (Mod. 4051)	1	—	—		
1372	E.A3.76.5	TEE , connecting, piece for navigator's window hose	1	—	C	S.5	
1373	E.A3.76.19	TEE , connecting piece at drier tube	1	—	C	S.5	
1374	E.A1.76.3	TUBE, AIR DRIER (BOMB AIMER'S COMPART- MENT), ASSEMBLY	1	—	B	S.5	
		Consisting of:—					
1375	E.A1.76.7	CAP , container, outlet end	1	—	C	S.5	
1376	E.A1.76.9	CAP , container, filter end	1	—	C	S.5	
	E.A1.76.5	CONTAINER , body	1	—	—		

**SERVICES
DE-MISTING SYSTEM**

Ref. No.	Part No.	Description	No. off	Matl. Spec.	Cl. of Equip.		Plate No.
					M.R.	L.M.	
		1 2 3 4 5 6					
1377	E.A1.76.17	FILTER, ASSEMBLY Spares for:—	1	—	C		
	E.A1.76.23	FILTER-PAD , 1/8" thick	1	Felt	—		
	E.A1.76.21	PLATE , filter felt retaining	1	L.72	—		
1378	E.A1.76.25	WASHER , rubber sealing, container and caps ...	2	Shore 40-45	C		
2146	E.A3.76.201	TUBE, AIR DRIER (COUPE), ASSEMBLY Consisting of:—	1	—	B	S.5	
2840	E.A3.76.187	BOLT , special	3	S.95	C		
2109	E.A3.76.207	CAP , container	1	L.54	C	S.5	
	E.A3.76.199	CONTAINER , body	1	—	—		
1821	E.A3.76.79	FILTER, ASSEMBLY Spares for:—	1	—	C		
	E.A3.76.77	FILTER-PAD , complete	1	—	—		
	E.A1.76.21	PLATE , retaining	1	L.72	—		
28M/1013165	AGS.113/B	NUT , wing	3	—	—		
1378	E.A1.76.25	WASHER , rubber, sealing container end caps ...	2	Shore 40-45	C		
28W/1031013	AGS.163/B	WASHER , spring	3	—	C		
2841	E.A3.76.101	TUBE, AIR DRIER, ASSEMBLY Spares for:—	1	—	B	S.5	
	E.A3.76.159	ADAPTOR	1	—	—		
	E.A3.76.103	CONTAINER , body	1	—	—		
	VOKES						
27B/2900	A.12681	FILTER	2	—	B		
2842	E.A3.76.105	HOSE , connecting 3/8" o/d x 3" i/d x 2" long ...	1	Rubber	C		
	E.A3.76.107	VALVE, ASSEMBLY Spares for:—	1	—	—		
2843	E.A3.76.147	SEAL	1	Rubber	C		
2844	E.A3.76.149	SPRING	2	Spring Steel	C		
1379	E.A3.76.17	WASHER , pad, air drier mounting	4	L.72	C		

Pages 957 to 968 not issued

**SERVICES
DE-MISTING SYSTEM**

Ref. No.	Part No.	Description						No. off	Matl. Spec.	Cl. of Equip. M.R. L.M.	Plate No.
		1	2	3	4	5	6				
SUMMARY OF STOCK ITEMS USED ON DE-MISTING SYSTEM, ASSEMBLY											
28D/9436920	A25/1C	Bolt, 2 BA		C	
28M/9403518	A27/AP	Nut, 6 BA		C	
28M/10288	AGS.2001/C/1	Nut, stiff, 2 BA		C	
28S/1009109	A32/A6	Screw, 6 BA		C	
28S/9992524	A32/A8	Screw, 6 BA		C	
28W/9419473	SP.15/A	Washer		C	
28W/9419474	SP.15/B	Washer		C	
28W/9419475	SP.15/C	Washer		C	

SERVICES
EQUIPMENT IN INNER WING LEADING EDGE, PORT

Ref. No.	Part No.	1	2	3	4	5	6	Description	No. off	Mtrl. Spec.	Cl. of Equip.		Plate No.
											M.R.	L.M.	
	E.B6.00.65							EQUIPMENT, IN INNER WING LEADING EDGE, PORT (PRE-MOD. 2393-2155-2197)	—	—	—		
	E.B7.61.1							Consisting of:— BOX, GEAR, ASSEMBLY	—	—	—		
								Spares for:—					
399	E.A1.50.595							ADAPTOR , hydraulic pump drain pipe	1	DTD.126	C	S.18	
16482	E.B7.61.39							BLOCK , generator, steady	1	—	C		
16484	E.B7.61.41							BLOCK , generator, steady	1	—	C		
5664	E.B7.61.43							CLAMP , half, generator, steady	1	—	C	S.6	
5665	E.B7.61.45							CLAMP , half, generator, steady	1	—	C	S.6	
5666	E.B7.61.37							CONNECTION , elbow, stage 12, engine tapping	1	S.92	C	S.6	
13019	E.B7.61.111							COVER, INLET HALF, 2-SPEED GENERATOR DRIVE, ASSEMBLY (MOD. 1474)	1	—	B		
								Spares for:—					
24759	E.B7.61.113							TAB , flanged	1	—	C/MR		
5670	E.B7.61.23							COVER , half, for 2-speed generator drive ...	1	—	C	S.6	
37L/15000	E.B7.61.59							DRIVE, 2-SPEED GENERATOR, TYPE D9, ASSEMBLY (MOD. 1474)	1	—	A		
								Spares for:—					
								SELF CHANGING GEARS LTD.					
37L/15067	4300							DIPSTICK	2	—	B		
6876	E.B7.61.25							DUCT , outlet, air, 2-speed drive and generator cooling	1	—	B	S.6	
6877	E.B7.61.53							DUCT , air, leading edge entry	1	—	B	S.6	
5673	E.B7.61.87							HOSE , air outlet pipe connecting 2"5 i/d x 5"8 long	1	Bells Asbestos	C		
								AVIATION DEVS.					
28FP/9485292	A.405							PIN , "pip", type A, generator steady fixing ...	2	—	C	S.6	
408	E.A1.61.8							PIPE , drain, gear box	1	—	C	S.6	
409	E.A1.61.41							PIPE , drain, hydraulic pump	1	L.56	C	S.6	
5675	E.B7.61.81							PIPE , assembly, from inboard engine rib connection to 2-speed generator drive cover connection	1	L.56	C	S.6	
1593	EEAS.66/1							RING , clamping	2	—	C		
1443	EEAS.66/7							RING , clamping	1	—	C		
6812	EEAS.66/14							RING , clamping	2	—	C		
29H/4099	TERRY 169/3/4"							RING , split	2	—	C		
5680	E.B7.61.55							RING , inlet, air duct generator cooling ...	1	—	C		
5681	E.B7.61.57							RING , half, inlet air duct generator cooling ...	1	L.72	C		
1025	EEAS.1/1C							SCREW , 2 BA	8	H.T.S.	C		
1468	EEAS.1/2C							SCREW , 2 BA	6	—	C		
2149	E.A3.75.143							SLEEVE , pipe connecting 1" i/d x 2"5 long ...	2	Silastic	C		
5682	E.B7.61.35							STRAP , generator air inlet and 2-speed drive cover securing	4	—	C		
5672	E.B7.61.95							TURNBUCKLE, GENERATOR STEADY, ASSEMBLY	2	—	C		
								Consisting of:—					
16486	E.B7.61.47							FORK, END, R.H.	1	—	C		
16487	E.B7.61.49							FORK, END, L.H.	1	—	C		
28M/1007403	A27/ET							NUT , 1/2" BSF	1	—	C		
28M/13454	A27/ETL							NUT , 1/2" BSF	1	—	C		
16488	E.B7.61.51							TRUNNION	1	—	C		

SERVICES
EQUIPMENT IN INNER WING LEADING EDGE, PORT

Ref. No.	Part No.	1	2	3	4	5	6	Description	No. off	Matl. Spec.	Cl. of Equip.	Plate No.
											M.R.	
	E.B6.00.363							EQUIPMENT, IN INNER WING LEADING EDGE, PORT (MOD. 2393-2155-2197)	—	—	—	
	E.B6.20.959							Spares for:— AIR , intake for zone 2 cooling in inner wing leading edge (See page 843)	—	—	—	
	E.B6.61.1							BOX, GEAR, ASSEMBLY	—	—	—	S.18
								Spares for:—				
399	E.A1.50.595 ROTOL LTD.							ADAPTOR , hydraulic pump drain pipe	1	DTD.126	C	S.18
37L/189	P.T.G. 3/25							BOX , gear and adaptor	1	—	A	S.18
13177	E.A9.61.63							CONNECTION , induction pipe, outlet	1	—	C	S.18
13198	E.A9.61.27							DUCT , air, leading edge entry	1	—	B	S.18
12376	E.A9.61.32							DUCT , generator, air exhaust	1	—	B	S.18
	E.E. CO. LTD. BRADFORD											
5UA/6446	519							GENERATOR	1	—	A	S.18
13200	E.A9.61.65							PIPE , drain, gear-box	1	—	C	S.18
13178	E.A9.61.35							PIPE , assembly, engine induction air outlet continuation through rib 3	1	T.26	C	S.18
13196	E.A9.61.37							PIPE , assembly, engine induction air outlet from connection at engine rib	1	T.26	C	S.18
409	E.A1.61.41 ROTOL LTD.							PIPE , drain, hydraulic pump	1	L.56	C	S.18
37L/357	GD9/49							SHAFT , drive	1	—	B	S.18
12373	E.A9.61.41							SLEEVE , connecting	1	Silastic Asbestos	C	S.18
12374	E.A9.61.43							SLEEVE , connecting	1	Silastic Asbestos	C	S.18
	E.B6.75.825							CABIN , Pressure and Cold air system in Port Wing (see page 929)	—	—	—	
	E.B6.47.293							ENGINE , controls in Port Wing (See page 71) ...	—	—	—	
	E.B6.57.71							FUEL , Delivery system, inner wing Port (See page 972)	—	—	—	
	E.B6.73.395							HYDRAULIC , Equipment in Inner wing Leading Edge Port (See page 1223)	—	—	—	

Pages 975 to 984 not issued

SERVICES
EQUIPMENT IN INNER WING LEADING EDGE, STARBOARD

Ref. No.	Part No.	Description	No. off	Mati. Spec.	Cl. of Equip.	Plate No.
					M.R. L.M.	
	E.B6.00.66	EQUIPMENT, IN INNER WING LEADING EDGE, STARBOARD (PRE-MOD. 2393-2155-2197)	—	—	—	
	E.B7.61.2	Consisting of:— BOX, GEAR, ASSEMBLY	—	—	—	
		Spares for:—				
	399 E.A1.50.595	ADAPTOR , hydraulic pump drain pipe	1	DTD.126	C	S.19
16483	E.B7.61.40	BLOCK , generator steady	1	—	C	
16485	E.B7.61.42	BLOCK , generator steady	1	—	C	
5664	E.B7.61.43	CLAMP , half, generator steady	1	—	C	S.6
5665	E.B7.61.45	CLAMP , half, generator steady	1	—	C	S.6
5667	E.B7.61.38	CONNECTION , elbow, stage 12, engine tapping	1	S.92	C	S.6
13020	E.B7.61.112	COVER, INLET, HALF, 2-SPEED GENERATOR DRIVE, ASSEMBLY (MOD. 1474)	1	—	B	
		Spares for:—				
	24759 E.B7.61.113	TUBE , flanged	1	—	C/MR	
	5670 E.B7.61.23	COVER , half, for 2-speed generator drive ...	1	—	C	S.6
37L/15000	E.B7.61.59	DRIVE, 2-SPEED GENERATOR, TYPE D9, ASSEMBLY (MOD. 1474)	1	—	A	
		Spares for:—				
	SELF CHANGING GEARS LTD.					
	37L/15067 4300	DIPSTICK	2	—	B	
	6882 E.B7.61.26	DUCT , outlet, air, 2-speed drive and generator cooling	1	—	B	S.6
	6883 E.B7.61.54	DUCT , air, leading edge entry	1	—	B	S.6
	5673 E.B7.61.87	HOSE , air outlet pipe connecting 2"5 i/d x 5"8 long	1	Bells Asbestos	C	
	AVIATION DEVS					
	28FP/9485292 A405	PIN , "pip", type A, generator steady fixing ...	2	—	C	S.6
	407 E.A1.61.7	PIPE , drain, gear box	1	—	C	S.6
	410 E.A1.61.42	PIPE , drain, hydraulic pump	1	L.56	C	S.6
	5676 E.B7.61.82	PIPE , assembly, from inboard engine rib connection to 2 speed generator drive cover connection	1	L.56	C	S.6
	1593 EEAS.66/1	RING , clamping	2	—	C	
	1443 EEAS.66/7	RING , clamping	2	—	C	
	6812 EEAS.66/14	RING , clamping	2	—	C	
	29H/4099 TERRY 169/1/4"	RING , split	2	—	C	
	5680 E.B7.61.55	RING , inlet air duct generator cooling	1	—	C	
	5681 E.B7.61.57	RING , half, inlet air duct generator cooling ...	1	L.72	C	
	1025 EEAS.1/1C	SCREW , 2 BA	8	H.T.S.	C	
	1468 EEAS.1/2C	SCREW , 2 BA	11	—	C	
	2149 E.A3.75.143	SLEEVE , pipe connecting 1" i/d x 2"5 long ...	2	Silastic	C	
	5682 E.B7.61.35	STRAP , generator air inlet and 2-speed drive cover securing	4	—	C	
	5672 E.B7.61.95	TURNBUCKLE, GENERATOR STEADY, ASSEMBLY	2	—	C	
		Consisting of:—				
	16486 E.B7.61.47	FORK-END , R.H.	1	—	C	
	16487 E.B7.61.49	FORK-END , L.H.	1	—	C	
	28M/1007403 A27/ET	NUT , 1/4" BSF	1	—	C	
	28M/13454 A27/ETL	NUT , 1/4" BSF	1	—	C	
	16488 E.B7.61.51	TRUNNION	1	—	C	

SERVICES
EQUIPMENT IN INNER WING LEADING EDGE, STARBOARD

Ref. No.	Part No.	Description	No. off	Matl. Spec.	Cl. of Equip.		Plate No.
					M.R.	L.M.	
	E.B6.75.781	CABIN, PRESSURE AND COLD AIR SYSTEM IN STARBOARD WING (MOD. 1500) (See page 941)	—	—	—	—	
	E.A6.47.89	CONTROLS, ENGINE IN STARBOARD WING (See page 75)	—	—	—	—	
	E.B7.57.16	FUEL, DELIVERY SYSTEM, INNER WING, STARBOARD, ASSEMBLY Spares for:—	—	—	—	—	
1293	E.A1.57.183	CLIP , half base fuel pipe	2	L.59	—	C	
1294	E.A1.57.185	CLIP , half top retaining at wing rib	2	L.72	—	C	
6879	EEAS.143/28H	CLIP , bonding	3	—	—	C	
1296	E.A1.57.174	ELBOW , special connection on engine rib inner wing	1	DTD.304A	—	C	
	EEAS.77/82 or EEAS.164/20/53	HOSE , connecting 1½" i/d x ⅝" o/d x 5½" long type 1 (Make from Ref. 32C/377)	2	DTD.625	—	LM	
1301	E.A1.57.556	PIPE , assembly, from fuselage feed pipe connection to hose joint at rib 1	1	L.54	—	C	
1299	E.A1.57.554	PIPE , assembly, from hose joint between ribs 2 and 3, to engine rib elbow connection	1	L.56	—	C	
2158	E.A1.57.1255	PIPE , fuel, engine feed, between hose joints, 1½" o/d x 20 SWG	1	L.56	—	C	
6384	E.A1.57.199	PLATE , connecting pipe support at diaphragm and rib	4	L.72	—	C	
1446	EEAS.66/5	RING , clamping	8	—	—	C	
1304	E.A1.57.209	SUPPORT , fuel pipe at diaphragm and rib 1 ...	4	Bells Millboard	—	C	
980	EEAS.20/1DR	TAB , locking	4	—	—	C	
5259	EEAS.21/2ERH	WASHER	6	—	—	C	
	E.B6.73.24	HYDRAULIC, EQUIPMENT, IN INNER WING LEADING EDGE, STARBOARD (See page 1235)	—	—	—	—	

SERVICES
EQUIPMENT IN INNER WING LEADING EDGE, STARBOARD

Ref. No.	Part No.	1	2	3	4	5	6	Description	No. off	Matl. Spec.	Cl. of Equip.		Plate No.
											M.R.	L.M.	
	E.B6.00.364							EQUIPMENT, IN INNER WING LEADING EDGE, STARBOARD (MOD. 2393-2155-2197)	—	—	—		
	E.B6.20.960							Spares for:— AIR INTAKE, FOR ZONE 2 COOLING IN INNER WING LEADING EDGE (See page 857)	—	—	—		
	E.B6.61.2							BOX, GEAR, ASSEMBLY	—	—	—		
								Spares for:—					
399	E.A1.50.595							ADAPTOR , hydraulic pump drain pipe	1	DTD.126	C	S.19	
	ROTOL LTD.												
37L/190	P.T.G. 3/26							BOX , gear and adaptor	1	—	A	S.19	
13197	E.A9.61.64							CONNECTION , induction pipe outlet	1	—	C	S.19	
13199	E.A9.61.28							DUCT , air, leading edge entry	1	—	B	S.19	
12376	E.A9.61.32							DUCT , generator air exhaust	1	—	B	S.19	
	E.E. CO. LTD.												
	BRADFORD												
5UA/6446	S19							GENERATOR	1	—	A	S.19	
13200	E.A9.61.65							PIPE , drain, gear box	1	—	C	S.19	
13187	E.A9.61.36							PIPE , assembly, engine induction air outlet... continuation through rib 3	1	T.26	C	S.19	
13188	E.A9.61.38							PIPE , assembly, engine induction air outlet... from connection at engine rib	1	T.26	C	S.19	
410	E.A1.61.42							PIPE , drain, pump, hydraulic	1	L.56	C	S.19	
	ROTOL LTD												
37L/356	G.D.9/50							SHAFT , drive	1	—	B	S.19	
12373	E.A9.61.41							SLEEVE , connecting	1	Silastic	C	S.19	
										Asbestos			
12374	E.A9.61.43							SLEEVE , connecting	1	Silastic	C	S.19	
										Asbestos			
	E.B6.75.781							CABIN, PRESSURE AND COLD AIR SYSTEM IN STARBOARD WING (See page 941)	—	—	—		
	E.B6.47.295							ENGINE, CONTROLS IN WING STARBOARD (See page 75)	—	—	—		
	E.B6.57.151							FUEL, DELIVERY SYSTEM, INNER WING, STARBOARD, ASSEMBLY	—	—	—		
								Spares for this assembly are identical with those for assembly Part No. E.B7.57.16 on page 986, except for the following deletions and additions:—					
								Delete:—					
1299	E.A1.57.554							PIPE , assembly, from hose joint, between ribs 2 and 3 to engine rib elbow connection	1	L.56	C		
2158	E.A1.57.1255							PIPE , fuel, engine feed, between hose joints ...	1	L.56	C		
								Add:—					
13205	E.A9.57.19							PIPE , assembly, from hose joint, between ribs 2 and 3 to engine rib elbow connection	1	L.56	C		
13206	E.A9.57.21							PIPE , fuel continuation through rib 2 1¼" o/d x 20 SWG	1	L.56	C		
	E.B6.73.397							HYDRAULIC EQUIPMENT, IN INNER WING LEADING EDGE, STARBOARD (See page 1236)	—	—	—		

Pages 989 to 998 not issued

SERVICES
EQUIPMENT IN INNER WING LEADING EDGE, PORT & STARBOARD

Ref. No.	Part No.	Description	No. off	Matl. Spec.	Cl. of Equip.	Plate No.
					M.R. L.M.	
		1 2 3 4 5 6				
SUMMARY OF STOCK ITEMS USED ON EQUIPMENT IN INNER WING LEADING EDGE PORT AND STARBOARD, ASSEMBLY						
28F/1013599	AGS.1142/A	Adaptor, nipple			C	
28F/9486111	AGS.1142/H	Adaptor, nipple			C	
28F/9513420	AGS.1142/J	Adaptor, nipple			C	
28F/1036552	AGS.2120/H	Adaptor, nipple			C	
28D/1010658	A25/1B	Bolt, 4 BA, hex. head, "5 long			C	
28D/1008149	A25/2B	Bolt, 4 BA, hex. head, "6 long			C	
28D/9419452	A25/3B	Bolt, 4 BA, hex. head, "7 long			C	
28D/9015170	A25/16B	Bolt, 4 BA, hex. head, 2" long			C	
28D/9436920	A25/1C	Bolt, 2 BA, hex. head, "55 long			C	
28D/9133011	A25/2C	Bolt, 2 BA, hex. head, "65 long			C	
28D/9133012	A25/3C	Bolt, 2 BA, hex. head, "75 long			C	
28F/19144	AGS.2120/J	Nipple			C	
28M/7000211	AGS.120/A	Nut, wing			C	
28M/1278189	AGS.2001/B/1	Nut, stiff, 4 BA			C	
28M/1278190	AGS.2001/C/1	Nut, stiff, 2 BA			C	
28P/865	SP.4Y/D7	Pin, shaft			C	
28P/1021104	SP.90/C3	Pin, split, 1/8" dia. x 1/2" long			C	
28R/9456431	AGS.566/B	Plug			C	
28F/9428452	AGS.1186/A	Seal, bonded			C	
28W/9419465	SP.13/B	Washer, 4 BA, plain			C	
28W/9419402	SP.13/C	Washer, 2 BA, plain			C	
28W/7000392	SP.14/E	Washer, 1" BSF, plain			C	
28W/9419474	SP.15/B	Washer, 4 BA, plain			C	
28W/9419475	SP.15/C	Washer, 2 BA, plain			C	
28W/9419405	SP.15/E	Washer, 1" BSF, plain			C	
28W/9416646	SP.47/J	Washer, 3/8" BSF, spring			C	
28W/9130226	AGS.164/F	Washer, jointing			C	

SERVICES
FIRE PROTECTION SYSTEM IN FUSELAGE

Ref. No.	Part No.	Description	No. off	Matl. Spec.	Cl. of Equip.	Plate No.
					M.R. L.M.	
	E.A1.60.1	FIRE PROTECTION SYSTEM IN FUSELAGE, ASSEMBLY (PRE.-MOD. 2614) Spares for:—	—	—	—	
	5034 E.A1.60.15	Bush	86	—	C	
12K/1316	†	Cartridge, electric No. 1 Mk. 3 (Mod. 3521) ...	1	—	C	
28F/14384	AGS.1116/C	Cone, elbow	1	—	C	
28F/9724	AGS.1120/10	Cone, tee:	1	—	C	
28F/9705	AGS.1102/C	Cone, union	2	—	C	
28F/9706	AGS.1102/D	Cone, union	3	—	C	
28F/9714	AGS.1111/C	Cone, union, flanged	2	—	C	
		Attaching parts for AGS.1111/C:—				
28D/9436920	A25/1C	Bolt, 2 BA	3	—	C	
28M/10288	AGS.2001/C/1	Nut, 2 BA	3	—	C	
	GRAVINER CO. LTD.					
	27N/100 or 27N/152	Extinguisher, fire	1	—	A	
		Attaching parts for 27N/100 or 27N/152:—				
28D/12811	A25/16B	Bolt, 4 BA	4	—	C	
28M/10287	AGS.2001/B/1	Nut, 4 BA	4	—	C	
28S/12072	A31/C48	Screw, 2 BA	2	—	C	
11400	E.A2.60.25	Strap, front	4	—	C	
	E.A2.60.27	Strap, rear	4	—	—	
11394	E.A2.60.11	Trunnion, plain (Mod. 1425)	2	DTD.126A	C	
11395	E.A2.60.13	Trunnion, screw (Mod. 1425)	2	DTD.126A	C	
296	E.A1.60.49	Fairlead, assembly, wing support at fuselage	2	LFS.21	C	
		Attaching parts for E.A1.60.49:—				
28D/9419452	A25/3B	Bolt, 4 BA	4	—	C	
28M/10287	AGS.2001/B/1	Nut, 4 BA	4	—	C	
28W/9419474	SP.15/B	Washer	4	—	C	
	GRAVINER CO. LTD.					
27N/63	1087/E/H10	Head, flame detector switch	1	—	B	
	GRAVINER CO. LTD.					
27N/62	1087/E/H15	Head, flame detector switch	2	—	B	
	GRAVINER CO. LTD.					
27N/71	1087/E/H20	Head, flame detector switch	1	—	B	
28F/8235	AGS.1142/F	Nipple, adaptor	2	—	C	
21572	E.A1.60.167	Pipe, assembly, spray from cone tee at frame 27A (Mod 1425)	1	L.65	C	
20787	E.B7.60.15	Pipe, assembly, from cone tee to reducing union connection (Mod. 1425)	1	L.56	C	
20788	E.B7.60.17	Pipe, assembly, from fire extinguisher to reducing union at frame 27A (Mod. 1425)	1	L.56	C	
297	E.A1.60.137	Pipe, assembly, on bulkhead at frame 12 in centre fuselage	1	L.56	C	
298	E.A1.60.139	Pipe, assembly, from coupling at frame 12 to coupling at frame 13	1	L.56	C	

**SERVICES
FIRE PROTECTION SYSTEM IN FUSELAGE**

Ref. No.	Part No.	Description	No. off	Matl. Spec.	Cl. of Equip.		Plate No.
					M.R.	L.M.	
		1 2 3 4 5 6					
299	E.A1.60.141	Pipe, assembly, from coupling at frame 13 to 4 way junction piece at frame 18	1	L.56		C	
300	E.A1.60.143	Pipe, assembly, from 4 way piece at frame 18 to elbow piece at frame 27	1	L.56		C	
303	E.A1.60.149	Pipe, assembly, from 4 way piece at frame 18 to port wing connection	1	L.56		C	
304	E.A1.60.151	Pipe, assembly, from 4 way piece at frame 18 to starboard wing connection	1	L.56		C	
12234	E.A1.60.165	Pipe, assembly, from elbow at frame 27A to cone tee (Mod. 1425)	1	L.56		C	
	GRAVINER CO. LTD.						
27N/61	1087/E/W	Switch flame detector, Mk. 4 Attaching parts for 1087/E/W:—	4	—		A	
28D/9140202	AS.1246/1C	Bolt, 2 BA	4	—		C	
28M/10288	AGS.2001/C/1	Nut, 2 BA	4	—		C	
28W/9419475	SP.15/C	Washer	4	—		C	
28F/12244	AGS.1125/10	Union, piece, 4 way	1	—		C	
28F/12959	AGS.1108/C	Union, reducing	1	—		C	
7782	EEAS.21/1ER	Washer	4	—		C	
	E.B6.60.1	FIRE PROTECTION SYSTEM IN FUSELAGE, ASSEMBLY (MOD. 2614) Spares for this assembly are identical with those for assembly Part No. E.A1.60.1 on page 1001 except for the following deletions. Delete:—	—	—		—	
5034	E.A1.60.15 GRAVINER CO. LTD.	Bush	86	—		C	
27N/63	1087/E/H10 GRAVINER CO. LTD.	Head, flame detector switch	1	—		B	
27N/62	1087/E/H15 GRAVINER CO. LTD.	Head, flame detector switch	2	—		B	
27N/71	1087/E/H20 GRAVINER CO. LTD.	Head, flame detector switch	1	—		B	
27N/61	1087/E/W	Switch, flame detector, Mk. 4	4	—		A	
7782	EEAS.21/1ER	Washer	4	—		C	

Pages 1003 to 1012 not issued

Restricted

Issued with A.L. No. 20—September, 1962

CANBERRA B. Mk. 6

Page 1013

**SERVICES
FIRE PROTECTION SYSTEM IN FUSELAGE**

Ref. No	Part No.	1	2	3	4	5	6	Description	No. off	Matl. Spec.	Cl. of Equip.	Plate No.
											M.R. L.M.	
28D/1008147	A25/1A							SUMMARY OF STOCK ITEMS USED ON FIRE PROTECTION SYSTEM IN FUSELAGE, ASSEMBLY				
								Bolt, 6 BA, hex. head 0.4" long			C	

SERVICES
FIRE PROTECTION SYSTEM IN WING, PORT

Ref. No.	Part No.	Description	No. off	Matl. Spec.	Cl. of Equip.	Plate No.
					M.R. L.M.	
	E.A1.60.3	FIRE, PROTECTION SYSTEM IN WING, PORT, ASSEMBLY	—	—	—	
		Spares for:—				
3624	E.A1.60.41	BRACKET , support, fire extinguisher, dual head	1	—	C	
		Attaching parts for E.A1.60.41:—				
28D/1010658	A25/1B	Bolt, 4 BA	4	—	C	
28M/10287	AGS.2001/B/1	Nut, 4 BA	4	—	C	
3411	EEAS.28/2EU	Washer	4	—	C	
12K/1316	†	CARTRIDGE , electric, No. 1 Mk. 3 (Mod. 3521) ...	1	—	C	
12K/1317	†	CARTRIDGE , electric, No. 1 Mk. 3 (Mod. 3521) ...	1	—	C	
512	E.A1.60.39	ELBOW , connection, at fire extinguisher bottle, dual head	1	—	C	
	GRAVINER CO. LTD.					
27N/102	†	EXTINGUISHER , fire, dual head	1	—	A	
or						
27N/155	†	EXTINGUISHER , fire, dual head	1	—	A	
		Attaching parts for Ref. 27N/102 or 27N/155:—				
3410	E.A1.60.121	Bolt, strap	1	S.92	C	
28D/1010658	A25/1B	Bolt, 4 BA	6	—	C	
28M/10237	AGS.2001/B/1	Nut, 4 BA	6	—	C	
1703	E.A1.60.33	Strap, assembly	1	—	C	
1704	E.A1.60.21	Trunnion, screwed, 2 BA	1	DTD.126A	C	
1705	E.A1.60.23	Trunnion, plain	1	DTD.126A	C	
3411	EEAS.28/2EU	Washer	6	—	C	
	E.B7.60.19	FIRE, PROTECTION SYSTEM, ZONE 2, ENGINE BAY, ASSEMBLY (MOD. 1403)	—	—	—	
		Spares for:—				
21507	E.A1.60.117	BLOCK , location, fire bottle head	1	—	C	
		Attaching parts for E.A1.60.117:—				
28D/1214866	AS.1246/4B	Bolt, 4 BA	4	—	C	
28M/10287	AGS.2001/B/1	Nut, 4 BA	4	—	C	
28W/9419474	SP.15/B	Washer	4	—	C	
13002	E.B7.60.35	BRACKET, FIRE EXTINGUISHER BOTTLE MOUNTING, ASSEMBLY	2	—	B	
		Spares for:—				
13003	E.B7.60.45	STRAP , mounting	2	L.72	C	
		Attaching parts for E.B7.60.45:—				
28D/1212276	A25/15B	Bolt, 4 BA	2	—	C	
28M/10287	AGS.2001/B/1	Nut, 4 BA	2	—	C	
28S/1011481	A31/C48	Screw, 2 BA	1	—	C	
1704	E.A1.60.21	Trunnion, screwed, 2 BA	1	DTD.126A	C	
1705	E.A1.60.23	Trunnion, plain	1	DTD.126A	C	
		Attaching parts for E.B7.60.35:—				
28D/1010658	A25/1B	Bolt, 4 BA	14	—	C	
28M/10287	AGS.2001/B/1	Nut, 4 BA	14	—	C	
28W/9419474	SP.15/B	Washer	14	—	C	

SERVICES
FIRE PROTECTION SYSTEM IN WING, PORT

Ref. No.	Part No.	Description	No. off	Matl. Spec.	Cl. of Equip.		Plate No.
					M.R.	L.M.	
	E.B7.60.37	BRACKET , block location support	1	—	—		
	E.B7.60.38	BRACKET , block location support	1	—	—		
		Attaching parts for E.B7.60.37 and E.B7.60.38:—					
28D/1010658	A25/1B	Bolt, 4 BA	3	—	C		
28M/10287	AGS.2001/B/1	Nut, 4 BA	3	—	C		
28W/9419474	SP.15/B	Washer	3	—	C		
17529	EEAS.143/23	CLIP , pipe $\frac{3}{8}$ " o/d	2	L.72	C		
		Attaching parts for EEAS.143/23:—					
28D/9436920	A25/1C	Bolt, 2 BA	1	—	C		
28M/10288	AGS.2001/C/1	Nut, 2 BA	1	—	C		
18852	EEAS.21/2DR	Washer	2	L.72	C		
13004	E.B7.60.29	CLIP , pipe, special	1	—	C		
13005	E.B7.60.31	CLIP , pipe, special	3	—	C		
		Attaching parts for E.B7.60.29 and E.B7.60.31:—					
28D/9435710	A25/11C	Bolt, 2 BA	2	—	C		
28M/10288	AGS.2001/C/1	Nut, 2 BA	2	—	C		
28W/9419402	SP.13/C	Washer	2	—	C		
	GRAVINER CO. LTD.						
27N/100	TYPE. 12A	EXTINGUISHER , fire	1	—	A		
or							
27N/152	†	EXTINGUISHER , fire	1	—	A		
28F/9439897	AGS.1142/E	NIPPLE , adaptor	3	—	C		
28F/8100897	AGS.1142/F	NIPPLE , adaptor	4	—	C		
13006	E.B7.60.21	PIPE , assembly, from fire extinguisher bottle to bulkhead connection	1	DTD.323	C		
13007	E.B7.60.23	PIPE , assembly, top spray, from bulkhead connection to reducing union	1	L.55	C		
13008	E.B7.60.25	PIPE , assembly, side spray, from reducing union to pipe coupling	1	L.55	C		
13009	E.B7.60.27	PIPE , assembly, bottom spray from pipe coupling	1	L.55	C		
	E.A1.60.55	UNION , bulkhead inboard engine rib (Make from Ref. 28F/9157486	1	—	LM		
		Attaching parts for E.A1.60.55:—					
28D/9133011	A25/2C	Bolt, 2 BA	3	—	C		
28M/10288	AGS.2001/C/1	Nut, 2 BA	3	—	C		
28W/9419402	SP.13/C	Washer	3	—	C		
13010	E.B7.60.39	UNION , special, reducing	1	S.110	C		
13011	E.B7.60.41	UNION , coupling	1	S.110	C		
28F/8100897	AGS.1142/F	NIPPLE , adaptor	2	—	C		
513	E.A1.60.3A	PIPE , assembly, from wing fuselage joint to fire extinguisher bottle	1	L.56	C		
27422	E.B7.60.11	PIPE , assembly, from fire extinguisher bottle to inboard engine rib connection	1	L.56	C		
	E.A1.60.55	UNION , bulkhead, inboard engine rib (Make from Ref. 28F/9157486)	1	—	LM		
		Attaching parts for E.A1.60.55:—					
28D/9133011	A25/2C	Bolt, 2 BA	3	—	C		
28M/10288	AGS.2001/C/1	Nut, 2 BA	3	—	C		
28W/9419475	SP.15/C	Washer	3	—	C		

Pages 1017 to 1026 not issued

SERVICES
FIRE PROTECTION SYSTEM IN WING, STARBOARD

Ref. No.	Part No.	Description	No. off	Matl. Spec.	Cl. of Equip.	Plate No.
					M.R. L.M.	
	E.A1.60.4	FIRE PROTECTION SYSTEM IN WING STARBOARD, ASSEMBLY	—	—	—	
		Spares for:—				
3624	E.A1.60.41	BRACKET , support, fire extinguisher, dual head	1	—	C	
		Attaching parts for E.A1.60.41:—				
28D/1010658	A25/1B	Bolt, 4 BA	4	—	C	
28M/10287	AGS.2001/B/1	Nut, 4 BA	4	—	C	
3411	EEAS.28/2EU	Washer	4	—	C	
12K/1316	†	CARTRIDGE , electric, No. 1, Mk. 3 (Mod. 3521) ...	1	—	C	
12K/1317	†	CARTRIDGE , electric, No. 1, Mk. 3 (Mod. 3521) ...	1	—	C	
512	E.A1.60.39	ELBOW , connection at fire extinguisher bottle, dual head	1	—	C	
	GRAVINER CO. LTD.					
27N/102	†	EXTINGUISHER , fire, dual head	1	—	A	
or						
27N/155	†	EXTINGUISHER , fire, dual head	1	—	A	
		Attaching parts for Ref. 27N/102 or 27N/155:—				
3410	E.A1.60.121	Bolt, strap	1	S.92	C	
28D/1010658	A25/1B	Bolt, 4 BA	6	—	C	
28M/10287	AGS.2001/B/1	Nut, 4 BA	6	—	C	
1703	E.A1.60.33	Strap, assembly	1	—	C	
1704	E.A1.60.21	Trunnion, screwed	1	DTD.126A	C	
1705	E.A1.60.23	Trunnion, plain	1	DTD.126A	C	
3411	EEAS.28/2EU	Washer	6	—	C	
	E.B7.60.20	FIRE PROTECTION SYSTEM, ZONE 2, ENGINE BAY, ASSEMBLY (MOD. 1403)	—	—	—	
		Spares for:—				
21507	E.A1.60.117	BLOCK , location, fire bottle head	1	—	C	
		Attaching parts for E.A1.60.117:—				
28D/1214866	AS.1246/4B	Bolt, 4 BA	4	—	C	
28M/10287	AGS.2001/B/1	Nut, 4 BA	4	—	C	
28W/9419474	SP.15/B	Washer	4	—	C	
13002	E.B7.60.35	BRACKET, FIRE EXTINGUISHER BOTTLE, MOUNTING, ASSEMBLY	2	—	B	
		Spares for:—				
13003	E.B7.60.45	STRAP , mounting	2	L.72	C	
		Attaching parts for E.B7.60.45:—				
28D/1212276	A25/15B	Bolt, 4 BA	2	—	C	
28M/10287	AGS.2001/B/1	Nut, 4 BA	2	—	C	
28S/1011481	A31/C48	Screw, 2 BA	1	—	C	
1704	E.A1.60.21	Trunnion, screwed	1	DTD.126A	C	
1705	E.A1.60.23	Trunnion, plain	1	DTD.126A	C	
		Attaching parts for E.B7.60.35:—				
28D/1010658	A25/1B	Bolt, 4 BA	14	—	C	
28M/10287	AGS.2001/B/1	Nut, 4 BA	14	—	C	
28W/9419474	SP.15/B	Washer	14	—	C	

**SERVICES
FIRE PROTECTION SYSTEM IN WING, STARBOARD**

Ref. No.	Part No.	Description	No. off	Matl. Spec.	Cl. of Equip.	Plate No.
					M.R. L.M.	
	E.B7.60.37	BRACKET , block location support	1	—	—	
	E.B7.60.38	BRACKET , block location support	1	—	—	
		Attaching parts for E.B7.60.37 and E.B7.60.38:—				
28D/1010658	A25/1B	Bolt, 4 BA	3	—	C	
28M/10287	AGS.2001/B/1	Nut, 4 BA	3	—	C	
28W/9419474	SP.15/B	Washer	3	—	C	
12K/1316	†	CARTRIDGE , No. 1 Mk. 3 (Mod. 3521)	1	—	C	
17529	EEAS.143/23	CLIP , pipe ½" o/d	2	L.72	C	
		Attaching parts for EEAS.143/23:—				
28D/9436920	A25/1C	Bolt, 2 BA	1	—	C	
28M/10288	AGS.2001/C/1	Nut, 2 BA	1	—	C	
18852	EEAS.21/2DR	Washer	2	L.72	C	
13004	E.B7.60.29	CLIP , pipe, special	1	—	C	
13005	E.B7.60.31	CLIP , pipe, special	3	—	C	
		Attaching parts for E.B7.60.29 and E.B7.60.31:—				
28D/9435710	A25/11C	Bolt, 2 BA	2	—	C	
28M/10288	AGS.2001/C/1	Nut, 2 BA	2	—	C	
28W/9419402	SP.13/C	Washer	2	—	C	
	GRAVINER CO. LTD. TYPE. 12A	EXTINGUISHER , fire	1	—	A	
27N/100	or					
27N/152	†	EXTINGUISHER , fire	1	—	A	
28F/9439897	AGS.1142/E	NIPPLE , adaptor	3	—	C	
28F/8011897	AGS.1142/F	NIPPLE , adaptor	4	—	C	
13012	E.B7.60.22	PIPE , assembly, from fire extinguisher bottle to bulkhead connection	1	DTD.323	C	
13013	E.B7.60.24	PIPE , assembly, top spray, from bulkhead connection to reducing union	1	L.55	C	
13014	E.B7.60.26	PIPE , assembly, side spray from reducing union to pipe coupling	1	L.55	C	
13015	E.B7.60.28	PIPE , assembly, bottom spray from pipe coupling	1	L.55	C	
	E.A1.60.55	UNION , bulkhead, inboard engine rib (Make from Ref. 28F/9157486)	1	—	LM	
		Attaching parts for E.A1.60.55:—				
28D/9133011	A25/2C	Bolt, 2 BA	3	—	C	
28M/10288	AGS.2001/C/1	Nut, 2 BA	3	—	C	
28W/9419402	SP.13/C	Washer	3	—	C	
13010	E.B7.60.39	UNION , special, reducing	1	S.110	C	
13011	E.B7.60.41	UNION , pipe, reducing	1	S.110	C	
28F/8011897	AGS.1142/F	NIPPLE , adaptor	2	—	C	
21403	E.A1.60.163	PIPE , assembly, from fire extinguisher bottle to wing fuselage connection	1	L.56	C	
	E.B7.60.12	PIPE , assembly, from fire extinguisher bottle to inboard engine rib connection	1	L.56	—	
	E.A1.60.55	UNION , bulkhead, inboard engine rib (Make from Ref. 28F/9157486)	1	—	LM	
		Attaching parts for E.A1.60.55:—				
28D/9133011	A25/2C	Bolt, 2 BA	3	—	C	
28M/10288	AGS.2001/C/1	Nut, 2 BA	3	—	C	
28W/9419475	SP.15/C	Washer	3	—	C	

Pages 1029 to 1038 not issued

SERVICES
FIRE PROTECTION SYSTEM IN PORT AND STARBOARD WINGS

Ref. No.	Part No.	Description	No. off	Matl. Spec.	Cl. of Equip.	Plate No.
					M.R. L.M.	
		1 2 3 4 5 6				
		SUMMARY OF STOCK ITEMS USED ON FIRE PROTECTION SYSTEM IN PORT AND STARBOARD WING ASSEMBLY				
28F/9439897	AGS.1142/E	Adaptor, nipple			C	
28F/8011897	AGS.1142/F	Adaptor, nipple			C	
28D/1010658	A25/1B	Bolt, 4 BA, hex. head, 0"5 long			C	
28D/1212276	A25/15B	Bolt, 4 BA, hex. head, 1"9 long			C	
28D/9436920	A25/1C	Bolt, 2 BA, hex. head, 0"5 long			C	
28D/9133011	A25/2C	Bolt, 2 BA, hex. head, 0"6 long			C	
28D/9435710	A25/11C	Bolt, 2 BA, hex. head			C	
28D/1214866	AS.1246/4B	Bolt, 4 BA			C	
28M/10287	AGS.2001/B/1	Nut, stiff, 4 BA			C	
28M/10288	AGS.2001/C/1	Nut, stiff, 2 BA			C	
28S/1011481	A31/C48	Screw, 2 BA, cheese head, 1½" long			C	
28W/9419402	SP.13/C	Washer, 2 BA, plain			C	
28W/9419474	SP.15/B	Washer, 4 BA, plain			C	
28W/9419475	SP.15/C	Washer, 2 BA, plain			C	

SERVICES
FUEL SYSTEM IN PORT WING

Ref. No.	Part No.	Description	No. off	Matl. Spec.	Cl. of Equip.		Plate No.
					M.R.	L.M.	
		1 2 3 4 5 6					
	E.B6.57.17	FUEL SYSTEM IN PORT WING, ASSEMBLY (MOD. 1478)	—	—	—		
	E.B7.57.97	Spares for:— INSTALLATION OF FUEL RECUPERATOR IN OUTER WING	—	—	—		
		Spares for:—					
38736	E.B7.57.123	Anchor , locking wire, banjo connection at outer rib 1 (Make from EEAS.20/1FR)	1	L.72	C		
24667	E.B7.57.41	Bracket , recuperator mounting	1	—	C		
12398	E.B7.57.103	Pipe , assembly, air balance from reducing union to tee piece in air line	1	L.56	C		
12399	E.B7.57.105	Pipe , assembly, from recuperator non-return bleed valve to reducing union connection	1	L.56	C		
12400	E.B7.57.107	Pipe , assembly, from reducing union connection to connection aft of main spar, fuel bleed line	1	L.56	C		
12401	E.B7.57.109	Pipe , assembly, drain, from fuel recuperator connection to connection at outer wing rib 1	1	L.56	C		
12402	E.B7.57.113	Pipe , assembly, air balance, from recuperator air inlet, to reducing tee	1	L.56	C		
12403	E.B7.57.115	Pipe , assembly, air balance, from reducing tee to connection aft of main spar	1	L.56	C		
12404	E.B7.57.117	Pipe , assembly, air balance, from banjo fitting at outer rib 1 to non-return valve in recuperator air supply line	1	L.56	C		
12405	E.B7.57.119	Pipe , assembly, air balance, from reducing valve to recuperator air inlet valve	1	L.56	C		
26644	E.B7.57.151	Pipe , assembly, recuperator discharge, from connection at wing rib 1 to drain adaptor outlet	1	L.56	C		
12406	E.B7.57.167	Pipe , assembly, air balance, from reducing valve to reducing union	1	L.56	C		
12407	E.B7.57.277	Pipe , assembly, recuperator air supply, from non-return valve to reducing valve	1	L.56	C		
27F/2732	SELF PRIMING ENG. CO. LTD Mk.2 or Mk.3	Recuperator (E.B7.57.87) (Mod. 1954)	1	—	A		
12408	E.B7.57.77	STRAP, RECUPERATOR MOUNTING, GROUP	1	—	C		
		Spares for:—					
28U/14094	AS.2381	Rod , tension, 1/4" BSF	1	—	C		
12409	E.B7.57.57	Trunnion , L.H.	1	S.95	C		
12410	E.B7.57.63	Trunnion , R.H.	1	S.95	C		
27VB/5119	HYMATIC ENG. CO. LTD. C.51690	Valve , reducing, type PS.29/16 (E.B7.57.183), recuperator air supply	1	—	A		
27F/2853	SAUNDERS 703A.A.04 or VICKERS	Valve , non-return, 3/8"	1	—	A		
27F/18852	ARMSTRONG A.5494 Mk.C EEAS.21/2DR	Washer , special, 20 SWG	3	L.72	C		

SERVICES
FUEL SYSTEM IN PORT WING

Ref. No.	Part No.	Description						No. off	Matl. Spec.	Cl. of Equip. M.R. L.M.	Plate No.
		1	2	3	4	5	6				
28495	EEAS.21/8DR	Washer, special, 20 SWG	10	L.72	—		
	EEAS.21/8DRH	Washer, special, 20 SWG, bonding	QR	L.72	C		
	E.A6.57.51	PIPES, FUEL AND AIR, IN ENGINE NACELLE, ASSEMBLY						—	—	—	
		Spares for:—									
1255	E.A1.57.259	Clip, pipe, special	3	L.72	C		
6383	E.A3.57.417	Clip, pipe, special	1	L.72	C		
7136	EEAS.143/21	Clip, pipe, ½" o/d.	3	L.16	—		
	EEAS.77/81	Hose, rubber, 1¼" i/d. x 1⅝" o/d. x 3" long, type 1 (Make from Ref. 32C/377)	1	DTD.625	—		
1669	E.A3.57.35	Pipe, assembly, air continuation, from non-return valve to reducing union	1	T.26	C		
1661	E.A3.57.37	Pipe, assembly, fuel continuation from coupling in inner wing to coupling in engine nacelle	1	T.26	C		
1665	E.A3.57.41	Pipe, assembly, air continuation, from coupling in inner wing to coupling union in engine nacelle	1	T.26	C		
1667	E.A3.57.43	Pipe, assembly, air continuation, from coupling union in engine nacelle to coupling in outer wing	1	T.26	C		
1671	E.A3.57.45	Pipe, assembly, air continuation, from coupling in inner wing to reducing union in engine bay	1	T.26	C		
1446	EEAS.66/5	Ring, clamping, 1½" i/d.	2	L.72	C		
27F/2743	VICKERS A.5287/C	Valve, non-return, air supply line	1	—	A		
	E.A1.57.245	PIPES, FUEL TRANSFER, RIB 1, IN INNER WING DROP TANK, ASSEMBLY						—	—	—	
		Spares for:—									
1255	E.A1.57.259	Clip, pipe, special	5	L.72	C		
	EEAS.77/81	Hose, rubber, 1¼" i/d. x 1⅝" o/d. x 3" long, type 1 (Make from Ref. 32C/377)	2	DTD.625	C		
2725	E.A1.57.1257	Pipe, fuel, 1¼" o/d. x 20 SWG	1	L.56	C		
2723	E.A1.57.1259	Pipe, fuel, 1¼" o/d. x 20 SWG	1	L.56	C		
1446	EEAS.66/5	Ring, clamping, 1⅝" i/d.	4	L.72	C		
	E.A1.57.247	PIPES, FUEL TRANSFER AND AIR, IN INNER WING, DROP TANK, ASSEMBLY						—	—	—	
		Spares for:—									
17525	EEAS.143/10	Clip, pipe, single, ½" o/d.	4	L.72	C		
1145	E.A1.57.317	Clip, pipe, special	2	L.72	C		
	EEAS.77/33	Hose, rubber, ½" i/d. x ¾" o/d. x 2" long, type 1 (Make from 32C/408)	2	DTD.625	LM		
	EEAS.77/81	Hose, rubber, 1¼" i/d. x 1⅝" o/d. x 3" long, type 1 (Make from Ref. 32C/377)	1	DTD.625	LM		
1261	E.A6.57.103	Pipe, fuel, 1¼" o/d. x 20 SWG	1	L.56	C		
1675	E.A6.57.105	Pipe, air, ½" o/d. x 20 SWG	1	L.56	C		
1673	E.A6.57.107	Pipe, air, ½" o/d. x 20 SWG	1	L.56	C		
1446	EEAS.66/5	RING, clamping 1⅝" i/d.	2	L.72	C		

**SERVICES
FUEL SYSTEM IN PORT WING**

Ref. No.	Part No.	Description	No. off	Matl. Spec.	Cl. of Equip.	Plate No.
					M.R. L.M.	
	E.A1.57.255	PIPES, FUEL, TRANSFER AND AIR, IN OUTER WING, DROP TANK, ASSEMBLY	—	—	—	
		Spares for:—				
1145	E.A1.57.317	Clip, pipe, special	5	L.72	C	
	EEAS.77/33	Hose, rubber, 1/2" i/d. x 3/4" o/d. x 2" long, type 1 (Make from 32C/408)	2	DTD.625	LM	
	EEAS.77/81	Hose, rubber, 1 1/4" i/d. x 1 5/8" o/d. x 3" long, type 1 (Make from 32C/377)	1	DTD.625	LM	
1284	E.A6.57.93	Pipe, fuel, 1 1/4" o/d. x 20 SWG	1	L.56	C	
1285	E.A6.57.95	Pipe, fuel, 1 1/4" o/d. x 20 SWG	1	L.56	C	
1286	E.A6.57.97	Pipe, air, 1/2" o/d. x 20 SWG	1	L.56	C	
1287	E.A6.57.99	Pipe, air, 1/2" o/d. x 20 SWG	1	L.56	C	
1446	EEAS.66/5	Ring, clamping, 1 5/8" i/d.	2	L.72	C	
	SELF PRIMING ENG. CO. LTD.					
27F/2152	S.P.E.1706	Valve, non-return, type P24A Mk.2 (Pre Mod. 2690)	1	—	A	
27F/5178	†	Valve, non-return, type P24A Mk.3 (Mod. 2690) ...	1	—	A	
	E.B7.57.9	PIPES, FUEL DELIVERY, INTEGRAL TANK, ASSEMBLY	—	—	—	
		Spares for:—				
5917	E.A6.57.81	Adaptor, nipple, non-return valve to emergency line fuel cock actuator connection	1	S.94	C	
24669	E.B6.57.43	Bracket, support, actuated fuel cock, rear	1	L.72	C	
	E.B6.57.45	Bracket, support, actuated fuel cock, front	1	L.72	—	
1255	E.A1.57.259	Clip, pipe, special	1	L.72	C	
	E.B6.57.51	Clip, pipe, at rib 2A	1	L.72	—	
	E.E. C. LTD. BRADFORD Type 219 Mk.1					
		COCK, FUEL, ACTUATED, ASSEMBLY	2	—	—	
		Consisting of:—				
5W/328	†	Actuator, type 200	1	—	A	
5W/343	†	Adaptor, c/w label	1	—	B	
	SAUNDERS E.42.A10	Cock	1	—	A	
28M/10288	AGS.2001/C/1	Nut, stiff, 2 BA	2	—	C	
5904	E.B6.57.25	Packing, fireproof, for fuel pipe through rib 1 ...	1	Bells Millboard	C	
5905	E.B6.57.13	Pipe, branch assembly, from actuated fuel cock connections to tank connections at rib 2	1	T.26	C	
5906	E.B6.57.31	Pipe, assembly, drain, integral tank, fuel pump at rib 2	1	L.54	C	
12884	E.B6.57.37	Pipe, assembly, from flexible connection at rib 1 to coupling in engine bay	1	T.26	C	
12885	E.B6.57.35	Pipe, assembly, from rib 1 to actuated fuel cock connection	1	L.56	C	
12411	E.B6.57.39	Pipe, branch assembly, from recuperator connection to non- return valve and fuel cock connection at rib 2A	1	L.54	C	

**SERVICES
FUEL SYSTEM IN PORT WING**

Ref. No.	Part No.	Description	No. off	Matl. Spec.	Cl. of Equip.		Plate No.
					M.R.	L.M.	
		1 2 3 4 5 6					
27576	E.B6.57.149	Pipe, branch assembly, from N.R.V. at rib 2A, to main and wing tank pipe connections (Mod. 2538)	1	T.26		C	
5910	E.A1.57.703	Pipe, assembly, from N.R.V. branch pipe to coupling in engine nacelle	1	T.26		C	
5911	E.A1.57.705	Pipe, assembly, from N.R.V. branch pipe to connection at rib 2B	1	L.56		C	
5912	E.B6.57.23	Ring, fireproof packing retaining, at rib 1 ...	2	S.84		C	
5913	E.B6.57.27	Ring, stiffening, for fireproof packing ...	1	DTD.124		C	
5914	E.B6.57.83	Sleeve, screwed, 1 1/4" BSP, non-return valve to emergency line fuel cock actuator coupling	1	DTD.683		C	
	SELF PRIMING ENG. CO. LTD.						
27F/2152	S.P.E.1706	Valve, non-return, type P24A Mk.2 (Pre Mod. 2690)	2	—		A	
27F/5178	†	Valve, non-return, type P24A Mk.3 (Mod. 2690) ...	2	—		A	
	E.B7.57.21	PIPES, AIR, IN ENGINE NACELLE, ASSEMBLY ... Spares for:—	—	—		—	
	LOCKHEED MPA.30068/4	FILTER, PUROLATOR, ASSEMBLY ... Spares for:—	1	—		B	
	LOCKHEED MPA.30110	Element, complete ...	1	—		C	
	LOCKHEED MPA.29540	Gasket ...	2	—		C	
27M/9672	17726	Pipe, assembly, from restrictor connection to non-return valve connection (Mod. 1013)	1	T.26		C	
5915	E.B6.57.55	Pipe, assembly, from flexible hose joint to running coupling at purolator	1	T.26		C	
12886	E.B7.57.211	Pipe, assembly, from purolator to fuel recuperator banjo connection	1	T.26		C	
12887	E.B7.57.213	Pipe, assembly, from recuperator banjo connection to restrictor connection	1	T.26		C	
1291	E.A1.57.351	Restrictor, drop tank air system ...	1	DTD.683		C	
1292	E.A1.57.859	Washer, sealing, special ...	1	LFS.21		C	
	E.B7.57.187	PIPING, RECUPERATOR, AFT OF SPAR, ASSEMBLY Spares for:—	—	—		—	
	E.B7.57.249	Pipe, assembly, air balance, from connection aft of main spar to connection at outer wing rib 1	1	L.56		LM	
28585	E.B7.57.251	Pipe, assembly, air balance across engine nacelle from connection at outer wing rib 1, to connection at inner wing rib 7	1	L.56		C/LM	
	E.B7.57.253	Pipe, assembly, air balance, from connection at rib 7, to connection between ribs 4 and 5 inner wing	1	L.56		LM	

SERVICES
FUEL SYSTEM IN PORT WING

Ref. No.	Part No.	1	2	3	4	5	6	Description	No. off	Matl. Spec.	Cl. of Equip.	Plate No.
											M.R.	
	E.B7.57.255							Pipe, assembly, air balance, from connection between ribs 4 and 5 to inner wing fuselage connection	1	L.56	LM	
	E.B7.57.257							Pipe, assembly, fuel bleed line, from connection between inner wing ribs 4 and 5 to fuselage connection	1	L.56	LM	
	E.B7.57.259							Pipe, assembly, fuel bleed line, from connection aft of main spar connection at outer wing rib 1	1	L.56	LM	
	E.B7.57.261							Pipe, assembly, fuel bleed line, across engine nacelle, from connection at outer wing rib 1 to connection at inner wing rib 7	1	L.56	LM	
	E.B7.57.263							Pipe, assembly, fuel bleed line, from connection at rib 7 to connection between ribs 4 and 5, inner wing	1	L.56	LM	
12888	EEAS.21/8CR							Washer, special	17	L.72	C	
12889	EEAS.21/8CRH							Washer, special bonding	QR	L.72	C	

¹⁰⁴⁷
Pages 1045 to 1054 not issued

SERVICES
FUEL SYSTEM IN STARBOARD WING

Ref. No.	Part No.	1	2	3	4	5	6	Description	No. off	Matl. Spec.	Cl. of Equip.		Plate No.
											M.R.	L.M.	
	E.B6.57.18							FUEL SYSTEM IN STARBOARD WING, ASSEMBLY (MOD. 1478)	—	—	—		
	E.B7.57.98							Spares for:— INSTALLATION OF FUEL RECUPERATOR IN OUTER WING	—	—	—		
								Spares for:—					
38736	E.B7.57.123							Anchor , locking wire, banjo connection at outer wing rib 1 (Make from EEAS.20/1FR)	1	L.72		C	
24668	E.B7.57.42							Bracket , recuperator mounting	1	—		C	
12412	E.B7.57.104							Pipe , assembly, air balance from reducing union to tee piece in air return line	1	L.56		C	
12413	E.B7.57.106							Pipe , assembly, from recuperator non-return bleed valve to reducing union connection	1	L.56		C	
12414	E.B7.57.108							Pipe , assembly, from reducing union connection aft of main spar fuel bleed line	1	L.56		C	
12415	E.B7.57.110							Pipe , assembly, drain, from fuel recuperator connection at outer wing rib 1	1	L.56		C	
12416	E.B7.57.114							Pipe , assembly, air balance, from recuperator air inlet valve to reducing tee	1	L.56		C	
12417	E.B7.57.116							Pipe , assembly, air balance, from reducing tee to connection aft of main spar	1	L.56		C	
12418	E.B7.57.118							Pipe , assembly, air balance, from banjo fitting at outer rib 1 to non-return valve in recuperator air supply line	1	L.56		C	
12419	E.B7.57.120							Pipe , assembly, air balance, from reducing valve to recuperator air inlet valve	1	L.56		C	
26645	E.B7.57.152							Pipe , assembly, recuperator discharge, from connection at wing rib 1 to drain adaptor outlet	1	L.56		C	
12420	E.B7.57.168							Pipe , assembly, air balance, from reducing valve to reducing union	1	L.56		C	
12421	E.B7.57.278							Pipe , assembly, recuperator air supply, from non-return valve to reducing valve	1	L.56		C	
	SELF PRIMING ENG. CO. LTD. 27F/2732 PRC.40 Mk.2 or Mk.3							Recuperator (E.B7.57.87) (Mod. 1954)	1	—		A	
	12408 E.B7.57.77							STRAP, RECUPERATOR MOUNTING, GROUP	1	—		C	
								Spares for:—					
28U/14094	AS.2381							Rod , tension, 1/4" BSF	1	—		C	
12409	E.B7.57.57							Trunnion , L.H.	1	S.95		C	
12410	E.B7.57.63							Trunnion , R.H.	1	S.95		C	
	HYMATIC ENG. CO. LTD. 27YB/5119 C.51690							Valve , reducing, type PS.29/16 (E.B7.57.183), recuperator air supply	1	—		A	

SERVICES
FUEL SYSTEM IN STARBOARD WING

Ref. No.	Part No.	Description	No. off	Matl. Spec.	Cl. of Equip.		Plate No.
					M.R.	L.M.	
		1 2 3 4 5 6					
27F/2853	SAUNDERS VALVE CO. LTD. 703.A.A.04 or VICKERS ARMSTRONG LTD.	Valve, non-return, $\frac{1}{8}$ "	1	—		A	
27F/18852	A.5494 Mk.C EEAS.21/2DR	Valve, non-return, $\frac{1}{8}$ "	1	—		—	
	EEAS.21/8DR	Washer, special, 20 SWG	3	L.72		C	
	EEAS.21/8DR	Washer, special, 20 SWG	10	L.72		—	
28495	EEAS.21/8DRH	Washer, special, 20 SWG, bonding	QR	L.72		C	
	E.A.6.57.52	PIPES, FUEL AND AIR, IN ENGINE NACELLE, ASSEMBLY	—	—		—	
		Spares for:—					
1255	E.A.1.57.259	Clip, pipe, special	3	L.72		C	
6383	E.A.3.57.417	Clip, pipe, special	1	L.72		C	
7136	EEAS.143/21	Clip, pipe, $\frac{1}{2}$ " o/d.	3	L.16		C	
	EEAS.77/81	Hose, rubber, $1\frac{1}{4}$ " i/d. x $1\frac{5}{8}$ " o/d. x 3" long, type 1 (Make from 32C/377)	1	DTD.625		LM	
1670	E.A.3.57.36	Pipe, assembly, from non-return valve to reducing union	1	T.26		C	
1662	E.A.3.57.38	Pipe, assembly, fuel continuation, from coupling in inner wing to coupling in engine nacelle	1	T.26		C	
1666	E.A.3.57.42	Pipe, assembly, fuel continuation, from coupling in inner wing to coupling in engine nacelle	1	T.26		C	
1668	E.A.3.57.44	Pipe, assembly, fuel continuation, from coupling in inner wing to coupling in engine nacelle	1	T.26		C	
1672	E.A.3.57.46	Pipe, assembly, fuel continuation, from coupling in inner wing to reducing union in engine bay	1	T.26		C	
1446	EEAS.66/5	Ring, clamping, $1\frac{1}{2}$ " i/d.	2	L.72		C	
27F/2743	VICKERS A.5287C	Valve, non-return, air supply line	1	—		A	
	E.A.1.57.246	PIPES, FUEL TRANSFER, RIB 1, INNER WING DROP TANK, ASSEMBLY	—	—		—	
		Spares for:—					
1255	E.A.1.57.259	Clip, pipe, special	5	L.72		C	
	EEAS.77/81	Hose, rubber, $1\frac{1}{4}$ " i/d. x $1\frac{5}{8}$ " o/d. x 3" long	2	DTD.625		LM	
2724	E.A.1.57.1258	Pipe, fuel, $1\frac{1}{4}$ " o/d. x 20 SWG	1	L.56		C	
2722	E.A.1.57.1260	Pipe, fuel, $1\frac{1}{4}$ " o/d. x 20 SWG	1	L.56		C	
1446	EEAS.66/5	Ring, clamping, $1\frac{5}{8}$ " i/d.	4	L.72		C	
	E.A.1.57.248	PIPES, FUEL TRANSFER AND AIR, IN INNER WING, DROP TANK, ASSEMBLY	—	—		—	
		Spares for:—					
17525	EEAS.143/10	Clip, pipe, single, $\frac{1}{2}$ " o/d.	4	L.72		C	
1145	E.A.1.57.317	Clip, pipe, special	2	L.72		C	
	EEAS.77/33	Hose, rubber, $\frac{1}{2}$ " i/d. x $\frac{3}{4}$ " o/d. x 2" long, type 1 (Make from 32C/408)	2	DTD.625		LM	

SERVICES
FUEL SYSTEM IN STARBOARD WING

Ref. No.	Part No.	Description	No. off	Matl. Spec.	Cl. of Equip.	Plate No.
					M.R. L.M.	
		1 2 3 4 5 6				
	EEAS.77/81	Hose, rubber, 1 1/4" i/d. x 1 5/8" o/d. x 3" long, type 1 (Make from 32C/377)	1	DTD.625	LM	
1263	E.A6.57.104	Pipe, fuel, 1 1/4" o/d. x 20 SWG	1	L.56	C	
1676	E.A6.57.106	Pipe, air, 1/2" o/d. x 20 SWG	1	L.56	C	
1674	E.A6.57.108	Pipe, air, 1/2" o/d. x 20 SWG	1	L.56	C	
1446	EEAS.66/5	Ring, clamping, 1 5/8" i/d.	2	L.72	C	
	E.A1.57.256	PIPES, FUEL TRANSFER AND AIR, IN OUTER WING DROP TANK, ASSEMBLY Spares for:—	—	—	—	
	E.A1.57.317	Clip, pipe, special	5	L.72	C	
	EEAS.77/33	Hose, rubber, 1/2" i/d. x 3/4" o/d. x 2" long, type 1, (Make from 32C/408)	2	DTD.625	LM	
	EEAS.77/81	Hose, rubber, 1 1/4" i/d. x 1 5/8" o/d. x 3" long, type 1 (Make from 32C/377)	1	DTD.625	LM	
1284	E.A6.57.93	Pipe, fuel, 1 1/4" o/d. x 20 SWG	1	L.56	C	
1285	E.A6.57.95	Pipe, fuel, 1 1/4" o/d. x 20 SWG	1	L.56	C	
1286	E.A6.57.97	Pipe, air, 1/2" o/d. x 20 SWG	1	L.56	C	
1702	E.A6.57.100	Pipe, air, 1/2" o/d. x 20 SWG	1	L.56	C	
1446	EEAS.66/5	Ring, clamping, 1 5/8" i/d.	2	L.72	C	
	SELF PRIMING ENG. CO. LTD.					
27F/2152	S.P.E.1706	Valve, non-return, type P.24A Mk.2 (Pre Mod 2690)	1	—	A	
27F/	†	Valve, non-return, type P.24A Mk. 3 (Mod. 2690)	1	—	A	
	E.B7.57.10	PIPES, FUEL DELIVERY, INTEGRAL TANK, ASSEMBLY Spares for:—	—	—	—	
	5917	E.A6.57.81 Adaptor, nipple, non-return valve to emergency line fuel cock actuator	1	S.94	C	
	E.B6.57.49	Bracket, support, actuated fuel cock, rear	1	L.72	—	
	E.B6.57.47	Bracket, support, actuated fuel cock, front	1	L.72	—	
1255	E.A1.57.259	Clip, pipe, special, for mounting bracket between ribs 2A and 2	1	L.72	—	
	E.B6.57.52	Clip, pipe, special, at rib 2A	1	L.72	—	
	E.E. CO. LTD BRADFORD Type 219 Mk.1	COCK, FUEL, ACTUATED, ASSEMBLY ... Consisting of:—	2	—	—	
5W/328	†	Actuator, type 200	1	—	A	
5W/343	†	Adaptor, c/w label	1	—	B	
27F/2237	SAUNDERS E.42.A.10	Cock	1	—	A	
28M/10288	AGS.2001/C/1	Nut, stiff, 2 BA	1	—	C	
5904	E.B6.57.25	Packing, fireproof, for fuel pipe through rib 1	1	Bells Millboard	C	
5918	E.B6.57.14	Pipe, branch assembly, from actuated fuel cock connections to tank connections at rib 2	1	T.26	C	
5924	E.B6.57.33	Pipe, assembly, drain, integral tank, fuel pump at rib 2	1	L.54	C	

**SERVICES
FUEL SYSTEM IN STARBOARD WING**

Ref. No.	Part No.	1	2	3	4	5	6	No. off	Matl. Spec.	Cl. of Equip.	Plate No.
										M.R. L.M.	
12891	E.B6.57.38							1	T.26	C	
12892	E.B6.57.36							1	L.56	C	
12422	E.B6.57.41							1	L.54	C	
27577	E.B6.57.150							1	T.26	C	
5922	E.A1.57.704							1	T.26	C	
5911	E.A1.57.705							1	L.56	C	
5912	E.B6.57.23							2	S.84	C	
5913	E.B6.57.27							1	DTD.124	C	
5914	E.A6.57.83							1	DTD.683	C	
27F/2152	SELF PRIMING ENG. CO. LTD. S.P.E.1706							2	—	A	
27F/	†							2	—	A	
	E.B7.57.22							—	—	—	
	LOCKHEED MPA.30068/4							1	—	B	
27M/695	LOCKHEED MPA.30110							1	—	C	
27M/9671	LOCKHEED MPA.29540							2	—	C	
27M/9672	17727 E.A3.57.472							1	T.26	C	
5925	E.B6.57.56							1	T.26	C	
12893	E.B7.57.212							1	T.26	C	
12894	E.B7.57.214							1	T.26	C	
1291	E.A1.57.351							1	DTD.683	C	
1292	E.A1.57.859							1	LFS.21	C	
	E.B7.57.188							—	—	—	
	E.B7.57.250							1	L.56	—	

**SERVICES
FUEL SYSTEM IN STARBOARD WING**

Ref. No.	Part No.	Description	No. off	Matl. Spec.	Cl. of Equip.	Plate No.
					M.R. L.M.	
		1 2 3 4 5 6				
31534	E.B7.57.252	Pipe, assembly, air balance across engine nacelle, from connection at outer wing rib 1 to connection at inner wing rib 7	1	L.56	C	
	E.B7.57.254	Pipe, assembly, air balance from connection at rib 7, to connection between ribs 4 and 5, inner wing	1	L.56	—	
	E.B7.57.256	Pipe, assembly, air balance, from connection between ribs 4 and 5 to inner wing fuselage connection	1	L.56	—	
35732	E.B7.57.258	Pipe, assembly, from connection between inner wing ribs 4 and 5 to fuselage connection fuel bleed line	1	L.56	C	AL 23
	E.B7.57.260	Pipe, assembly, from connection aft of main spar to connection at outer wing rib 1, fuel bleed line	1	L.56	—	
	E.B7.57.262	Pipe, assembly, across engine nacelle from connection at inner wing rib 7 fuel bleed line	1	L.56	—	
	E.B7.57.264	Pipe, assembly, from connection at rib 7 to connection between ribs 4 and 5 inner wing, fuel bleed line	1	L.56	—	
12888	EEAS.21/8CR	Washer, special	17	L.72	C	
12889	EEAS.21/8CRH	Washer, special, bonding	QR	L.72	C	

¹⁰⁶¹
Pages ~~1059~~ to 1068 not issued

**SERVICES
FUEL SYSTEM IN PORT AND STARBOARD WINGS**

Ref. No.	Part No.	Description 1 2 3 4 5 6	No. off	Matl. Spec.	Cl. of Equip.	Plate No.
					M.R. L.M.	
SUMMARY OF STOCK ITEMS USED ON FUEL SYSTEM IN PORT AND STARBOARD WING, ASSEMBLY						
28F/8294	AGS.1102/BB	Body, cone, union				C
28F/10501	AGS.1112/B	Body, union				C
28F/10798	AGS.1129/B	Body, banjo				C
28D/1010658	A25/1B	Bolt, 4 BA, hex. head, 0"5 long				C
28D/1008149	A25/2B	Bolt, 4 BA, hex. head, 0"6 long				C
28D/9419452	A25/3B	Bolt, 4 BA, hex. head, 0"7 long				C
28D/9138768	A25/3C	Bolt, 2 BA, hex. head				C
28D/9436920	A25/1C	Bolt, 2 BA, hex. head, 0"55 long				C
28D/9133011	A25/2C	Bolt, 2 BA, hex. head, 0"65 long				C
28D/1010030	A25/7C	Bolt, 2 BA, hex. head, 1"15 long				C
28D/1011019	A25/8C	Bolt, 2 BA, hex. head, 1"25 long				C
28D/1011238	A25/3E	Bolt, 1" BSF, hex. head, 0"8 long				C
28D/1008145	A25/6E	Bolt, 1" BSF, hex. head, 1"1 long				C
28D/12953	A28/1B	Bolt, 4 BA, hex. head, 0"5 long				C
28D/12837	A28/1C	Bolt, 2 BA, hex. head, 0"55 long				C
28F/9423227	AGS.1135/B	Bolt, banjo				C
28F/8212	AGS.1140/B	Nipple, plug				C
28F/9501	AGS.1142/B	Nipple				C
28F/9619	AGS.1142/C	Nipple, adaptor				C
28F/9620	AGS.1142/D	Nipple, adaptor				C
28F/10895	AGS.1142/G	Nipple, adaptor				C
28F/8216	AGS.1142/J	Nipple, adaptor				C
28F/11906	AGS.1170/J	Nipple				C
28M/10287	AGS.2001/B/1	Nut, stiff, 4 BA				C
28M/10280	AGS.2001/B/3	Nut, stiff, 4 BA				C
28M/10288	AGS.2001/C/1	Nut, stiff, 2 BA				C
28M/10281	AGS.2001/C/3	Nut, stiff, 2 BA				C
28M/10275	AGS.2001/C/4	Nut, stiff, 2 BA				C
28M/10290	AGS.2001/E/1	Nut, stiff, 1" BSF				C
28P/1104	SP.4Y/H22	Pin, shackle				C
28F/8212	AGS.1104/B	Plug, nipple				C
28S/6350	A40/B12	Screw, 4 BA, round head, 3/8" long				C
28S/6363	A40/B20	Screw, 4 BA, round head, 5/8" long				C
28F/3620	AGS.712/B	Sleeve, inner				C
28F/5722	AGS.904/B	Sleeve, outer				C
28F/5726	AGS.904/J	Sleeve, outer				C
28F/12595	AGS.949/J	Union				C
28F/9439160	AGS.950/C	Union, reducing				C
28F/9439161	AGS.904/D	Union, reducing				C
28W/9419465	SP.13/B	Washer, 4 BA, plain				C
28W/9419402	SP.13/C	Washer, 2 BA, plain				C
28W/9419474	SP.15/B	Washer, 4 BA, plain				C
28W/9419475	SP.15/C	Washer, 2 BA, plain				C
28W/9419477	SP.15/J	Washer, 3/8" BSF, plain				C
28W/9419486	SP.16/B	Washer, 4 BA, plain				C
28W/9419487	SP.16/E	Washer, 1/2" BSF, plain				C
28W/9416632	SP.47/C	Washer, 2 BA, spring				C

SERVICES
FUEL SYSTEM IN CENTRE FUSELAGE

Ref. No.	Part No.	Description	No. off	Matl. Spec.	Cl. of Equip.		Plate No.
					M.R.	L.M.	
	E.A3.57.67	FUEL SYSTEM IN CENTRE FUSELAGE, ASSEMBLY ...	—	—	—	—	
	E.A3.57.435	Spares for:— CAP, FILLER, No. 1 AND No. 2 FUEL TANK, GROUP	2	—	—	—	S.20
	1140 E.A1.57.133	Spares for:— Adaptor, filler cap drain	1	L.1 or L.40	C	—	S.20
	1141 AS.2590	CAP, FILLER, GROUP	1	—	B	—	S.20
	AS.2591	Consisting of:— Base	1	—	—	—	
12876	AS.2592	Cap	1	—	C	—	S.20
28J/9432438	AS.5364	Ring, sealing	1	—	C	—	
	EEAS.77/13	Hose, rubber, 1/4" i/d. x 1/2" o/d. x 3 1/2" long, type 1 (Make from 32C/407)	1	DTD.625	LM	—	S.20
2172	E.A1.57.125	Ring, filler, cap attachment	1	DTD.213	C	—	S.20
3142	E.A1.57.129	Ring, sealing	1	Neo-K-Tex	C	—	S.20
1142	E.A1.57.131	Ring, sealing	1	Neo-K-Tex	C	—	S.20
3141	E.A2.56.71	Screw, 2 BA, special c'sk. head	15	S.11	C	—	
	E.A3.57.437	CAP, FILLER, No. 3 FUEL TANK, GROUP ...	1	—	—	—	S.20
	1140 E.A1.57.133	Spares for:— Adaptor, filler cap drain	1	L.1 or L.40	C	—	S.20
	1141 AS.2590	CAP, FILLER, GROUP	1	—	—	—	S.20
	AS.2591	Consisting of:— Base	1	—	—	—	
12876	AS.2592	Cap	1	—	C	—	S.20
28J/9432438	AS.5364	Ring, sealing	1	—	C	—	
	EEAS.77/13	Hose, rubber 1/4" i/d. x 1/2" o/d. x 3 1/2" long, type 1 (Make from 32C/407)	1	DTD.625	LM	—	S.20
3180	E.A1.57.127	Ring, filler cap attachment	1	L.59	C	—	S.20
3142	E.A1.57.129	Ring, sealing	1	Neo-K-Tex	C	—	S.20
1142	E.A1.57.131	Ring, sealing	1	Neo-K-Tex	C	—	S.20
3141	E.A2.56.71	Screw, 2 BA, special, c'sk. head	15	S.11	—	—	
4761	E.A3.57.115	Clip, pipe venting	2	L.72	—	—	S.20
4761	E.A3.57.249	Clip, pipe purging	1	L.72	C	—	S.20
4758	E.A3.57.253	Duct, venting, No. 1 tank	1	—	C	—	S.20
4759	E.A3.57.255	Duct, venting, No. 2 tank	1	—	C	—	S.20
1232	E.A1.57.63	Elbow, nitrogen, purging No. 1 fuel tank	1	L.52	C	—	S.20
4760	E.A3.57.103	Elbow, venting, No. 1 fuel tank	1	L.52	C	—	S.20
	E.A3.57.521	FELTING, PROTECTION, No. 3 FUEL TANK, ASSEMBLY	—	—	—	—	
	E.A1.57.373	Spares for:— Pad, 1/8" thick x 4" x 5" dia.	24	—	—	—	
	E.A1.57.829	Pad, 1/2" thick x 4" dia. (Make from Stores Ref. 32B/953)	1	DTD.590	LM	—	
	E.B6.57.3	FUEL, DELIVERY SYSTEM, ASSEMBLY	—	—	—	—	
	SELF PRIMING ENG. CO. LTD.	Spares for:—					
1645	S.P.E.1235	BOX, FUEL, 3-WAY JUNCTION, ASSEMBLY ... (MOD. 1296)	2	—	A	—	
	S.P.E.1238	Spares for:— Adaptor, testing (Pre-Mod. 3295)	1	—	C	—	

**SERVICES
FUEL SYSTEM IN CENTRE FUSELAGE**

Ref. No.	Part No.	1	2	3	4	5	6	Description	No. off	Matl. Spec.	Cl. of Equip.		Plate No.
											M.R.	L.M.	
38148	E.B6.57.143 or SPE.16890 or 28F/9439104							Adaptor, testing (Mod. 3295)	1	—		C	
38183	E.A1.57.1317							Clip, top fuel line (Make from 30B/1730) ...	12	L.72		C	
31047	SPE.1229							Gasket, jointing	1	—		C	
13174	SPE.1230							Washer, drain valve	1	—		C	
3168	E.A1.57.201							Clip, lower, fuel pipe, at floor girder 16, port side	1	L.59		C	
8192	E.A1.57.202							Clip, lower, fuel pipe, at floor girder 16, starboard side	1	L.59		C	
1168	E.A1.57.203							Clip, half, fuel pipe support, at floor girder 19 ...	3	L.59		C	
1169	E.A1.57.205							Clip, half, fuel pipe support at bomb door track, frame 21, port	1	L.59		C	
1170	E.A1.57.206							Clip, half, fuel pipe support at bomb door track, frame 21, starboard	1	L.59		C	
1171	E.A1.57.207							Clip, half, fuel pipe support, at bomb door track, frame 22 port	1	L.59		C	
1172	E.A1.57.208							Clip, half, fuel pipe support, at bomb door track, frame 22, starboard	1	L.59		C	
	EEAS.77/81							Hose, rubber, 1½" i/d. x 1½" o/d. x 3" long, type 1 (Make from 32C/377)	8	DTD.625		LM	
1173	E.A1.57.105							Pipe, assembly, from hose joint aft of frame 16 to fuel injection box, port	1	L.54		C	S.20
1174	E.A1.57.107							Pipe, assembly, from hose joint aft of frame 19 to fuel junction box port and starboard	2	L.56		C	S.20
1175	E.A1.57.109							Pipe, from hose joint aft of frame 19 to hose joint forward of frame 22, port	1	L.56		C	S.20
1176	E.A1.57.110							Pipe, from hose joint aft of frame 19 to hose joint forward of frame 22, starboard	1	DTD.1073		C	S.20
5102	E.A3.57.117							Pipe, assembly, from fuel tank No. 1 pump to junction box hose coupling aft of frame 16, port	1	L.56		C	S.20
20755	E.B6.57.63							Pipe, assembly, from fuel tank No. 1 pump to junction box hose coupling aft of frame 16, starboard	1	L.54		C	S.20
15082	E.B6.57.65							Pipe, assembly, from hose joint aft of frame 16 to fuel junction box, starboard	1	L.54		C	S.20
1179	E.A1.57.715							Pipe, assembly, from fuel tank No. 3 pump to hose joint forward of frame 22, port	1	L.56		C	S.20
1180	E.A1.57.717							Pipe, assembly, from fuel tank No. 3 pump to hose joint forward of frame 22, starboard	1	L.56		C	S.20
2963	E.A1.57.1269							Pipe, assembly, from fuel tank No. 2, to junction box, port	1	L.56		C	S.20
2962	E.A1.57.1267							Pipe, assembly, from fuel tank No. 2, to junction box, starboard	1	L.56		C	S.20

SERVICES
FUEL SYSTEM IN CENTRE FUSELAGE

Ref. No.	Part No.	Description	No. off	Matl. Spec.	Cl. of Equip.	Plate No.
					M.R. L.M.	
	E.A3.57.207	PUMP, FUEL, No. 1, PORT, ASSEMBLY ...	—	—	—	
	E.E. CO. LTD. BRADFORD Type 201 Mk.8	Spares for:—				
		ACTUATOR AND FUEL COCK, ASSEMBLY ...	1	—	—	
		Consisting of:—				
5W/328	AED.200152	Actuator, type 200 Mk. 1 ...	1	—	A	
5W/337	—	Adaptor, c/w label ...	1	—	B	
	SAUNDERS					
27F/2206	E.42.F10	Cock, fuel ...	1	—	A	
28M/10288	AGS.2001/C/1	Nut, stiff, 2 BA ...	2	—	C	
30A/9437135	†	Wire, locking, 22 SWG ...	QR	—	C	
12635	E.B6.57.125	Adaptor, fuel pump cock (Mod. 1430) ...	1	L.40	C	
8173	E.A1.57.617	Adaptor, fuel pump mounting ...	1	—	C	
1184	E.A1.57.561	Bolt, special, actuator support bracket mounting	2	MS	C	
1185	E.A1.57.605	Bolt, special, fuel pump mounting ...	4	DTD.126	C	
8174	E.A1.57.601	Bracket, fuel pump mounting ...	1	DTD.687	C	
1187	E.A1.57.1315	Bracket, actuator support ...	1	L.72	C	
5542	EEAS.143/6	Clip, pipe, single, ¼" dia. ...	1	L.72	C	
	EEAS.77/11	Hose, rubber, ¼" i/d. x ½" o/d. x 1½" long, type 1 (Make from 32C/407)	1	DTD.625	LM	
8169	E.A1.57.627	Pipe, drain, ¼" o/d. x 22 SWG ...	1	L.56	C	
SUE/6787	†	Pump, fuel, type PUL.1003 Mk. 4 (Mod. 2613) ...	1	—	A	
1189	E.A1.57.29	Washer, adaptor, special pump and mounting ...	1	Neo-K-Tex	C	
1190	E.A1.57.31	Washer, adaptor, special, under fuel pump mounting	1	Neo-K-Tex	C	
27537	E.A3.57.527	Washer, adaptor, special external fuel cock ...	1	L.17	C	
27538	E.A3.57.529	Washer, adaptor, special internal fuel cock ...	1	L.17	C	
12251	EEAS.28/4/BU	Washer, special ...	2	—	C	
8772	EEAS.28/30ER	Washer, special ...	4	L.72	C	
	E.A3.57.209	PUMP, FUEL, No. 1, STARBOARD, ASSEMBLY ...	—	—	—	
	E.E. CO. LTD. BRADFORD Type 201 Mk.8	Spares for:—				
		ACTUATOR, AND FUEL COCK, ASSEMBLY ...	1	—	—	
		Consisting of:—				
5W/328	AED.200152	Actuator, type 200 Mk. 1 ...	1	—	A	
5W/337	†	Adaptor, c/w label ...	1	—	B	
	SAUNDERS					
27F/2206	E.42.F10	Cock, fuel ...	1	—	A	
28M/10288	AGS.2001/C/1	Nut, stiff, 2 BA ...	2	—	C	
30A/9437135	†	Wire, locking, 22 SWG ...	QR	—	C	
12635	E.B6.57.125	Adaptor, fuel pump cock (Mod. 1430) ...	1	L.40	C	
8173	E.A1.57.617	Adaptor, fuel pump mounting ...	1	—	C	
1185	E.A1.57.605	Bolt, special, fuel pump mounting ...	4	DTD.126	C	
8174	E.A1.57.601	Bracket, fuel pump mounting ...	1	DTD.687	C	
1186	E.A1.57.607	Bracket, actuator support ...	1	L.72	C	
5542	EEAS.143/6	Clip, pipe, single, ¼" o/d. ...	1	L.72	C	
	EEAS.77/11	Hose, rubber, ¼" i/d. x ½" o/d. x 1½" long, type 1 (Make from 32C/407)	1	DTD.625	LM	

SERVICES
FUEL SYSTEM IN CENTRE FUSELAGE

Ref. No.	Part No.	Description						No. off	Matl. Spec.	Cl. of Equip.		Plate No.
		1	2	3	4	5	6			M.R.	L.M.	
8176	E.A1.57.625							1	L.56		C	
1189	E.A1.57.29							1	Neo-K-Tex		C	
1190	E.A1.57.31							1	Neo-K-Tex		C	
27537	E.A3.57.527							1	L.17		C	
27538	E.A3.57.529							1	L.17		C	
12251	EEAS.28/4/BU							2	—		C	
	E.A3.57.211							—	—		—	
	E.E. CO. LTD. BRADFORD Type 201 Mk.8							—	—		—	
								1	—		—	
								1	—		—	
5W/328	AED.200152							1	—		A	
5W/337	—							1	—		B	
	SAUNDERS							1	—		A	
27F/2206	E42.F10							2	—		C	
28M/10288	AGS.2001/C/1							2	—		C	
30A/9437135	†							1	L.40		C	
12635	E.B6.57.125							1	—		C	
3175	E.A1.57.571							4	DTD.126		C	
1185	E.A1.57.605							1	DTD.687		C	
8171	E.A1.57.589							1	—		C	
1194	E.A1.57.709							1	L.72		C	
5542	EEAS.143/6							1	DTD.625		LM	
	EEAS.77/11							1	—		C	
								1	—		A	
8774	E.A1.57.629							1	—		A	
5UE/6787	†							1	Neo-K-Tex		C	
1189	E.A1.57.29							1	Neo-K-Tex		C	
1190	E.A1.57.31							1	Neo-K-Tex		C	
27537	E.A3.57.527							1	L.17		C	
27538	E.A3.57.529							1	L.17		C	
12251	EEAS.28/4/BU							2	—		C	
8772	EEAS.28/30ER							4	L.72		C	
	E.A3.57.213							—	—		—	
	E.E. CO. LTD. BRADFORD Type 201 Mk.8							—	—		—	
								1	—		—	
								1	—		—	
5W/328	AED.200152							1	—		A	
5W/337	†							1	—		B	
	SAUNDERS							1	—		A	
27F/2206	E42.F10							1	—		A	

SERVICES
FUEL SYSTEM IN CENTRE FUSELAGE

Ref. No.	Part No.	Description	No. off	Matl. Spec.	Cl. of Equip.		Plate No.
					M.R.	L.M.	
		1 2 3 4 5 6					
28M/10288	AGS.2001/C/1	Nut, stiff, 2 BA	2	—	C		
30A/9437135	†	Wire, locking, 22 SWG	QR	—	C		
12635	E.B6.57.125	Adaptor, fuel pump cock (Mod. 1430)	1	L.40	C		
3175	E.A1.57.571	Adaptor, fuel pump mounting	1	—	C		
1185	E.A1.57.605	Belt, special, fuel pump mounting	4	DTD.126	C		
1193	E.A1.57.591	Bracket, actuator support	1	—	C		
8172	E.A1.57.649	Bracket, fuel pump mounting	1	—	C		
5542	EEAS.143/6	Clip, pipe, single, 1/2" o/d.	1	L.72	C		
	EEAS.77/11	Hose, rubber, 1/4" i/d. x 1/2" o/d. x 1 1/2" long, type 1 (Make from 32C/407)	1	DTD.625	LM		
8178	E.A1.57.631	Pipe, drain, 1/2" o/d. x 20 SWG	1	L.56	C		
5UE/6787	†	Pump, fuel, type PUL.1003 Mk. 4 (Mod. 2613)	1	—	A		
1189	E.A1.57.29	Washer, adaptor, special, between pump and mounting	1	Neo-K-Tex	C		
1190	E.A1.57.31	Washer, adaptor, special under fuel pump mounting	1	Neo-K-Tex	C		
27537	E.A3.57.527	Washer, adaptor, special, external, fuel cock...	1	L.17	C		
27538	E.A3.57.529	Washer, adaptor, special, internal, fuel cock ...	1	L.17	C		
12251	EEAS.28/4BU	Washer, special	2	—	C		
8772	EEAS.28/30ER	Washer, special	4	L.72	C		
	E.A3.57.215	PUMP, FUEL, No. 3, PORT, ASSEMBLY	—	—	—		
		Spares for:—					
	E.E. CO. LTD. BRADFORD Type 201 Mk.8	ACTUATOR AND FUEL COCK, ASSEMBLY	1	—	—		
		Consisting of:—					
5W/328	AED.200152	Actuator, type 200 Mk. 1	1	—	A		
5W/337	†	Adaptor, c/w label	1	—	B		
	SAUNDERS						
27F/2206	E42.F10	Cock, fuel	1	—	A		
28M/10288	AGS.2001/C/1	Nut, stiff, 2 BA	2	—	C		
30A/9437135	†	Wire, locking, 22 SWG	QR	—	C		
12635	E.B6.57.125	Adaptor, fuel pump cock (Mod. 1430)	1	L.40	C		
3175	E.A1.57.571	Adaptor, fuel pump mounting	1	—	C		
3176	E.A1.57.39	Bracket, fuel pump mounting	1	L.72	C		
5542	EEAS.143/6	Clip, pipe, single, 1/2" o/d.	1	L.72	C		
	EEAS.77/11	Hose, rubber, 1/4" i/d. x 1/2" o/d. x 1 1/2" long, type 1 (Make from 32C/407)	1	DTD.625	LM		
8775	E.A3.57.53	Pipe, drain, 1/2" o/d. x 22 SWG (Make from 30B/1355)	1	L.56	C		
5UE/6787	†	Pump, fuel, type PUL.1003 Mk. 4 (Mod. 2613)	1	—	A		
1189	E.A1.57.29	Washer, adaptor, special, between pump and mounting	1	Neo-K-Tex	C		
1190	E.A1.57.31	Washer, adaptor, special, under fuel pump mounting	1	Neo-K-Tex	C		
27537	E.A3.57.527	Washer, adaptor, special, external fuel cock ...	1	L.17	C		
27538	E.A3.57.529	Washer, adaptor, special, internal, fuel cock ...	1	L.17	C		
12251	EEAS.28/4BU	Washer, special	2	—	C		

SERVICES
FUEL SYSTEM IN CENTRE FUSELAGE

Ref. No.	Part No.	Description	No. off	Matl. Spec.	Cl. of Equip.		Plate No.
					M.R.	L.M.	
		1 2 3 4 5 6					
	E.A3.57.217	PUMP, FUEL, No. 3, STARBOARD, ASSEMBLY ... Spares for:—	—	—	—	—	
	E.E. CO. LTD. BRADFORD Type 201 Mk.8	ACTUATOR AND FUEL COCK, ASSEMBLY ... Consisting of:—	1	—	—	—	
5W/328	AED.200152	Actuator, type 200 Mk. 1	1	—	—	A	
5W/337	†	Adaptor, c/w label	1	—	—	B	
27F/2206	SAUNDERS E42.F10	Cock, fuel	1	—	—	A	
28M/10288	AGS.2001/C/1	Nut, stiff, 2 BA	2	—	—	C	
30A/9437135	†	Wire, locking, 22 SWG	QR	—	—	C	
12635	E.B6.57.125	Adaptor, fuel pump cock (Mod. 1430)	1	L.40	—	C	
3175	E.A1.57.571	Adaptor, fuel pump mounting	1	—	—	C	
3178	E.A1.57.41	Bracket, fuel pump mounting	1	L.72	—	C	
5542	EEAS.143/6	Clip, pipe, single, 1/4" o/d.	1	L.72	—	C	
	EEAS.77/11	Hose, rubber, 1/4" i/d. x 1/2" o/d. x 1 1/2" long, type 1 (Make from 32C/407)	1	DTD.625	—	C	
3179	E.A1.57.647	Pipe, drain, 1/2" o/d. x 20 SWG	1	L.56	—	C	
5UE/6787	†	Pump, fuel, type PUL.1003 Mk. 4 (Mod. 2613)	1	—	—	A	
1189	E.A1.57.29	Washer, adaptor, special, between pump and mounting	1	Neo-K-Tex	—	C	
1190	E.A1.57.31	Washer, adaptor, special, under fuel pump mounting	2	Neo-K-Tex	—	C	
27537	E.A3.57.527	Washer, adaptor, special, external, fuel cock ...	1	L.17	—	C	
27538	E.A3.57.529	Washer, adaptor, special, internal, fuel cock ...	1	L.17	—	C	
12251	EEAS.28/4BU	Washer, special	2	—	—	C	
1446	EEAS.66/5	Ring, clamping, 1 5/8" dia.	16	L.72	—	C	
980	EEAS.20/1DR	Tab, locking	8	L.72	—	C	
	EEAS.77/72	Hose, rubber, 1" i/d. x 1 3/8" o/d. x 2 3/4" long, type 1 (Make from 32C/376)	1	DTD.625	—	LM	
	EEAS.77/91	Hose, rubber, 1" i/d. x 1 3/8" o/d. x 3" long, type 1 (Make from 32C/446)	3	DTD.625	—	LM	
4762	E.A3.57.185	Hose, rubber, venting pipe joint	1	Silastic	—	C	
4763	E.A3.57.187	Hose, rubber, purging pipe joint	1	Silastic	—	C	
	E.A1.57.825	H.P. NITROGEN SYSTEM, ASSEMBLY ... Spares for:—	—	—	—	—	
1880	EEAS.91/1	Clip, pipe, double	3	L.16	—	C	
5542	EEAS.143/6	Clip, pipe, single, 1/2" dia.	28	L.72	—	C	
1160	E.A1.57.835	Pipe, assembly, c/w nut and nipple, from coupling forward of frame 13 to coupling aft of frame 13	1	DTD.323	—	C	
1161	E.A1.57.837	Pipe, assembly, c/w nut and nipple, from supply tee forward of frame 17 to coupling tee forward of frame 13 high pressure line	1	DTD.323	—	C	
1162	E.A1.57.839	Pipe, assembly, c/w nut and nipple, from coupling aft of frame 15 to coupling aft of frame 27, high pressure line	1	DTD.323	—	C	

SERVICES
FUEL SYSTEM IN CENTRE FUSELAGE

Ref. No.	Part No.	Description	No. off	Matl. Spec.	Cl. of Equip.		Plate No.
					M.R.	L.M.	
		1 2 3 4 5 6					
1167	E.A1.57.849	Pipe, assembly, c/w nut and nipple, from coupling aft of frame 27 to reducing valve, high pressure line	1	DTD.323		C	
12030	EEAS.21/2ER	Washer, special	28	L.72		C	
4764	E.A3.11.141	Panel, detachable, No. 1 fuel tank	1	—		C	
4765	E.A3.11.233	Panel, detachable, No. 2 fuel tank	1	—		C	
4766	E.A3.57.83	Panel, detachable, No. 3 fuel tank	1	—		C	
	E.A3.57.501	PIPES, FUEL, AND VENT, AUXILIARY FUEL TANK, ASSEMBLY (MOD. 715) Spares for:—	—	—		—	
	E.E. CO. LTD. BRADFORD Type 219 Mk. 1	ACTUATOR AND FUEL COCK, ASSEMBLY ... Consisting of:—	2	—		—	
5W/328	A.E.D. 200152	Actuator, Type 200, Mk. 1	1	—		A	
27F/2206	SAUNDERS E42 F10	Cock, fuel, 2-way	1	—		A	
	A.E.A. 219012	Label	1	—		—	
28M/10288	AGS.2001/C/1	Nut, stiff, 2 BA	2	—		C	
30A/3361	†	Wire, locking, 24 SWG	QR	—		C	
20470	E.A3.57.259	Bracket, fuel cock, port	1	—		C	
20471	E.A3.57.261	Bracket, fuel cock, starboard	1	—		C	
3107	E.A1.57.267	Bracket, valve	1	L.72		C	
	E.A3.57.285	Clip, pipe, special	1	L.72		—	
1145	E.A1.57.317	Clip, pipe, special	8	L.72		C	
8190	E.A3.57.481	Fairlead	2	LFS.21		C	
12231	E.A3.57.491	Filter, valve (Mod. 1254)	1	—		C	
	EEAS.77/81	Hose, rubber, 1½" i/d. x 1⅝" o/d. x 3" long, type 1 (Make from 32C/377)	9	DTD.625		C	S.20
1147	E.A1.57.271	Pipe, assembly, fuel, from rubber hose connection at frame 27 to connection at No. 3 fuel tank	1	L.54		C	S.20
5999	E.A3.57.441	Pipe, fuel continuation, between hose coupling at centre of frame 27 and branch pipe hose coupling, port	1	L.54		C	S.20
6501	E.A3.57.445	Pipe, fuel continuation, between hose coupling at centre of frame 27	1	L.54		C	S.20
5998	E.A3.57.451	Pipe, fuel, continuation at frame 27	1	L.54		C	S.20
21170	E.A3.57.493	Pipe, assembly, fuel continuation, from port fuel cock connection to 4-way piece	1	L.54		C	S.20
12976	E.A3.57.495	Pipe, assembly, fuel, continuation, from branch pipe to starboard fuel cock connection	1	L.54		C	S.20
12974	E.A3.57.497	Pipe, assembly, branch, at No. 3 fuel tank ...	1	T.26		B	S.20
12975	E.A3.57.499	Pipe, assembly, branch, fuel continuation between hose coupling at centre of frame 27 and non-return valve	1	—		C	
1726	E.A1.57.1127	Pipe, assembly, from port and starboard non-return valves to flexible coupling	2	L.56		C	S.20
6502	E.A3.57.455	Ring, sealing, float valve, 1/16" thick	2	Neo-K-Tex		C	
1446	EEAS.66/5	Ring, clamping, 1⅝" dia.	8	L.72		C	
1729	EEAS.20/1DU	Tab, locking	5	DTD.124		C	

SERVICES
FUEL SYSTEM IN CENTRE FUSELAGE

Ref. No.	Part No.	Description	No. off	Mati. Spec.	Cl. of Equip.		Plate No.
					M.R.	L.M.	
27F/2152	SELF PRIMING ENG. CO. SP.1706	Valve, non-return, type P.24A, Mk.2 (Pre-Mod. 2690)	2	—		A	
27F/5178	SPE.2706 SELF PRIMING ENG. CO.	Valve, non-return, type P24A, Mk.3 (Mod. 2690)	2	—		A	S.20
27F/5854	FV.1520/S Mk.7	Valve, float, 1 1/4" BSP (Pre-Mod. 3906)	1	—		A	
27F/6459	FV.1250/S Mk.8	Valve, float, 1 1/4" BSP (Mod. 3906)	1	—		A	
	E.B6.57.85	PIPES, RECUPERATOR, CENTRE FUSELAGE, ASSEMBLY (MOD. 1478) Spares for:—	—	—		—	
38736	E.B7.57.123	Anchor, locking wire	4	L.72		C	
	E.B6.57.87	Pipe, assembly, from wing fuselage connection to coupling between frames 22 and 23 fuel bleed line, port	1	DTD.323		LM	S.20
	E.B6.57.89	Pipe, assembly, from coupling between frames 22 and 23, to coupling forward of frame 27, fuel bleed line, port	1	DTD.323		LM	S.20
	E.B6.57.91	Pipe, assembly, from coupling forward of frame 27, to coupling at frame 27, fuel bleed line, port	1	DTD.323		LM	S.20
	E.B6.57.93	Pipe, assembly, from wing fuselage connection, to coupling between frames 22 and 23, fuel bleed line, starboard	1	DTD.323		LM	S.20
	E.B6.57.95	Pipe, assembly, from coupling between frames 22 and 23, to coupling forward of frame 27, fuel bleed line, starboard	1	DTD.323		LM	S.20
	E.B6.57.97	Pipe, assembly, from coupling forward of frame 27, to coupling at frame 27, fuel bleed line, starboard	1	DTD.323		LM	S.20
	E.B6.57.99	Pipe, assembly, continuation at frame 27, fuel bleed line, port	1	DTD.323		LM	S.20
	E.B6.57.101	Pipe, assembly, continuation, at frame 27, fuel bleed line, starboard	1	DTD.323		LM	S.20
	E.B6.57.103	Pipe, assembly, air balance, from wing fuselage connection, to coupling between frames 22 and 23, port	1	L.56		LM	S.20
	E.B6.57.105	Pipe, assembly, air balance, from coupling between frames 22 and 23, to coupling forward of frame 27, port	1	L.56		LM	S.20
34791	E.B6.57.107	Pipe, assembly, air balance, from coupling forward of frame 27 to coupling at frame 27, port	1	L.56		C	S.20
	E.B6.57.109	Pipe, assembly, air balance, from wing fuselage connection, to coupling between frames 22 and 23, starboard	1	L.56		LM	S.20
	E.B6.57.111	Pipe, assembly, air balance, from coupling between frames 22 and 23, to coupling forward of frame 27, starboard	1	L.56		LM	S.20

**SERVICES
FUEL SYSTEM IN CENTRE FUSELAGE**

Ref. No.	Part No.	Description	No. off	Matl. Spec.	Cl. of Equip.	Plate No.
					M.R. L.M.	
	E.B6.57.113	Pipe, assembly, air balance, from coupling forward of frame 27, to coupling at frame 27, starboard	1	L.56	LM	S.20
	E.B6.57.115	Pipe, assembly, air balance, between coupling and vent pipe bays connection at frame 27, port	1	L.56	LM	S.20
	E.B6.57.117	Pipe, assembly, air balance, between coupling and vent pipe bays connection at frame 27, starboard	1	L.56	LM	S.20
981	EEAS.20/2DR	Tab, jocking	4	L.72	C	
18852	EEAS.21/2DR	Washer, special	2	L.72	C	
12888	EEAS.21/8CR	Washer, special	15	L.72	C	
12889	EEAS.21/8CRH	Washer, special, bonding	17	L.72	C	
	E.A1.57.249	PIPES, AIR AND BLOW-OFF VALVE, FORWARD OF FRAME 22, ASSEMBLY Spares for:—	—	—	—	
17525	EEAS.143/10 EEAS.77/33	Clip, pipe, single Hose, rubber, 1/2" i/d. x 3/4" o/d. x 2" long, type 1 (Make from 32C/408)	4 8	L.72 DTD.625	C LM	
1605	E.A1.57.1147	Pipe, air, from connection at starboard side to blow-off valve, forward side connection	1	L.56	C	S.20
1606	E.A1.57.1149	Pipe, air, from connection at starboard side to blow-off valve, aft side connection	1	L.56	C	S.20
1603	E.A1.57.1151	Pipe, assembly, air, from connection at port side to blow-off valve, aft side connection	1	L.56	C	S.20
1604	E.A1.57.1153	Pipe, assembly, air, from connection at port side to blow-off valve, forward side connection	1	L.56	C	S.20
	E.A1.57.1131	VALVE, BLOW-OFF, GROUP Spares for:—	1	—	—	S.20
1722	E.A1.57.1171	Body, valve	1	—	C	S.20
1648	E.A1.57.1073	VALVE, AIR RELIEF, GROUP Consisting of:—	3	—	A	S.20
	E.A1.57.1071	Body, relief valve	1	—	—	S.20
1649	E.A1.57.1143	Bolt, special, relief valve spring mounting ...	1	DTD.683	C	S.20
28M/10281	AGS.2001/C/3	Nut, stiff, 2 BA	2	—	C	
1650	E.A1.57.1039	Spring, relief valve, operating	1	DTD.215	C	S.20
1658	E.A1.57.1027	Washer, special, spring retaining	1	L.72	C	S.20
1659	E.A1.57.1029	Washer, special, rubber seal seating	1	L.72	C	S.20
1651	E.A1.57.1031	Washer, special, sealing	1	L.72	C	S.20
1660	E.A1.57.1033	Washer, special, rubber seal seating	1	L.72	C	S.20
28W/9419475	SP.15/C	Washer	2	—	C	
1723	E.A1.57.1173	Washer, petrolite	3	—	C	S.20
4767	E.A3.57.227	Ring, sealing, for No. 3 fuel tank joint	2	Natural Rubber	C	
4768	E.A3.57.231	Ring, half joint, for No. 3 fuel tank connection	2	DTD.683	C	
4769	E.A3.57.233	Ring, half joint, for No. 3 fuel tank connection	2	DTD.683	C	
6878	EEAS.66/2	Ring, clamping, purging pipe joint	2	L.72	C	
1444	EEAS.66/3	Ring, clamping, purging pipe joint	2	L.72	C	
1443	EEAS.66/7	Ring, clamping, vent pipe joint	6	L.72	C	
1447	EEAS.66/11	Ring, clamping, vent pipe joint	2	L.72	C	

**SERVICES
FUEL SYSTEM IN CENTRE FUSELAGE**

Ref. No.	Part No.	1	2	3	4	5	6	Description	No. off	Matl. Spec.	Cl. of Equip.		Plate No.
											M.R.	L.M.	
1026	EEAS.1/1C							Screw, 2 BA	96	S.96		C	
1468	EEAS.1/2C							Screw, 2 BA	18	S.96		C	
1028	EEAS.1/3C							Screw, 2 BA	2	S.96		C	
988	E.A1.56.247							TANK, FUEL, NO. 1, ASSEMBLY Spares for:—	1	—		B	
6A/2766	SMITH WAYMOUTH JCB/1A							Box, terminal	1	—		B	
6A/2753	SMITH WAYMOUTH TB/44A							Unit, tank	1	—		B	
6A/2754	SMITH WAYMOUTH TB/45A							Unit, tank	1	—		B	
6A/2755	SMITH WAYMOUTH TB/46A							Unit, tank	1	—		B	
6A/2756	SMITH WAYMOUTH TB/47A							Unit, tank	1	—		B	
987	E.A1.56.243							TANK, FUEL, NO. 2, ASSEMBLY Spares for:—	1	—		B	
6A/2766	SMITH WAYMOUTH JCB/1A							Box, terminal	1	—		B	
6A/2757	SMITH WAYMOUTH TB/48A							Unit, tank	1	—		B	
6A/2758	SMITH WAYMOUTH TB/49A							Unit, tank	1	—		B	
6A/2759	SMITH WAYMOUTH TB/50A							Unit, tank	1	—		B	
6A/2760	SMITH WAYMOUTH TB/51A							Unit, tank	1	—		B	
12994	E.A3.56.445							TANK, FUEL, NO. 3, ASSEMBLY (PRE-MODS. 3367 AND 3391) (Supplied to Drg. Part No. E.A3.00.513, less capacitor units, for spares purposes) Spares for:—	1	—		A	S.20
6A/2766	SMITH WAYMOUTH JCB/1A							Box, terminal	1	—		B	
19844	E.A3.57.457							Pipe, vent	2	—		C/MR	
19845	E.A3.57.463							Ring, rubber, for vent pipe clip	2	—		C	
6A/2804	TC.17							Unit, capacitor	2	—		A	
6A/2805	TC.18							Unit, capacitor	2	—		A	
40126	E.A3.56.695							TANK, FUEL NO. 3, ASSEMBLY (MODS. 3367 AND 3391) (Supplied to Drg. Part No. E.A3.00.1055, less capacitor units, for spares purposes) Spares for this assembly are identical with those for assembly Part No. E.A3.56.445, except for the following additions:— Add:—	1	—		A	
6A/7517	SMITH WAYMOUTH PS.30							CABLE, assembly	1	—		B	

**SERVICES
FUEL SYSTEM IN CENTRE FUSELAGE**

Ref. No.	Part No.	Description						No. off	Matl. Spec.	Cl. of Equip.		Plate No.
		1	2	3	4	5	6			M.R.	L.M.	
6A/7518	PS.54							2	—		B	
6A/7519	PS.73							2	—		B	
1236	E.A1.57.65							1	DTD.300		C	S.20
4770	E.A3.57.101							1	L.52		C	S.20
1238	E.A1.57.73							1	L.56		C	S.20
4771	E.A3.57.415							1	—		C	S.20
	SELF PRIMING ENG. CO. 27F/2145							2	—		A	
	SPE.1705											
	E.B6.57.145							—	—		—	
	E.B7.57.315							2	L.59		—	F.11
	E.B7.57.317							2	L.59		—	F.11
1201	E.A1.57.159*							1	—		C	F.12
	or											
1438597	E.A3.57.411							1	—		C	
12890	E.B7.52.203							1	—		C	F.12
	EEAS.77/71							2	DTD.625		LM	F.12
	EEAS.77/121							2	DTD.625		LM	F.12
	EEAS.164/40/45							2	DTD.625		LM	F.11
20670	E.A3.57.23							1	—		C	F.12
20933	E.B6.57.119							1	L.54		C	F.12
25536	E.B6.57.147							1	—		C	F.12
25550	E.B7.57.339							1	L.56		C	F.11
1444	EEAS.66/3							4	L.72		C	F.12
1447	EEAS.66/11							2	L.72		C	F.12
1442	EEAS.66/12							4	L.72		C	F.12
	E.A3.57.69							1	—		—	
	E.A3.52.141							4	LFS.21		—	
	E.A3.57.143							4	LFS.21		—	
4772	E.A3.57.139							4	L.72		C	
	E.A3.57.189							4	L.72		—	
13183	E.A3.57.107							1	—		C	

**SERVICES
FUEL SYSTEM IN CENTRE FUSELAGE**

Ref. No.	Part No.	1	2	3	4	5	6	Description	No. off	Matl. Spec.	Cl. of Equip.		Plate No.
											M.R.	L.M.	
31530	E.A3.57.525							Duct, venting, No. 3 fuel tank, between main spar and frame 27A (Mod. 2531)	1	—	C		S.20
	E.A3.57.413							Tube, purging, between main spar and frame 27A	1	—	—		S.20
1240	E.A1.57.59							Washer, joint	4	Neo-K-Tex	C		S.20
1241	E.A1.57.93							Washer, joint	2	Fibre	C		
	E.A3.57.421							Washer, packing, for venting pipe clip	4	L.72	—		
4435	E.A3.11.129							Washer, fuel contents gauge terminal box	3	L.72	C		
	E.A3.57.161							WIRES SUPPORT, NO. 3 FUEL TANK, ASSEMBLY	—	—	—		
								Spares for:—					
3507	E.A1.57.377							Grommet, tank support, nylon cord	24	Shore 50	C		
2746	E.A1.57.371							Plate, spreader fuel tank	124	L.72	C		
28E/9007825	TERRY LTD. 169/3"							Ring, split	22	—	C		
3508	E.A1.57.1175							Support, end, nylon cord	4	—	C		
3509	E.A1.57.1177							Support, intermediate, nylon cord	20	—	C		

1087
Pages ~~1085~~ to 1094 not issued
1083

**SERVICES
FUEL SYSTEM IN CENTRE FUSELAGE**

Ref. No.	Part No.	Description	No. off	Matl. Spec.	Cl. of Equip.	Plate No.
					M.R. L.M.	
		1 2 3 4 5 6				
SUMMARY OF STOCK ITEMS USED ON FUEL SYSTEM IN CENTRE FUSELAGE, ASSEMBLY						
28F/1014970	AGS.1104/A	Adaptor, cone, 1/8" dia., pipe	C	
28F/9439104	AGS.1105/C	Adaptor, union, 3/8" o/d., pipe	C	
28F/8011885	AGS.1142/B	Adaptor, nipple, 1/2" o/d.	C	
28F/9486111	AGS.1142/H	Adaptor, nipple, 1" o/d.	C	
28F/9513420	AGS.1142/J	Adaptor, nipple, 1 1/4" o/d.	C	
28F/4051610	AGS.1103/J	Body, union, 1 1/4" o/d. pipe	C	
28F/11914	AGS.1131/A	Body, banjo...	C	
28F/9440883	AGS.1131/C	Body, banjo...	C	
28D/9706373	A25/2A	Bolt, 6 BA	C	
28D/1010658	A25/1B	Bolt, 4 BA	C	
28D/1008149	A25/2B	Bolt, 4 BA	C	
28D/9419452	A25/3B	Bolt, 4 BA	C	
28D/9140638	A25/4B	Bolt, 4 BA	C	
28D/9436920	A25/1C	Bolt, 2 BA	C	
28D/9133011	A25/2C	Bolt, 2 BA	C	
28D/9133012	A25/3C	Bolt, 2 BA	C	
28D/1200129	A25/4C	Bolt, 2 BA	C	
28D/1011019	A25/8C	Bolt, 2 BA	C	
28D/9140645	A25/10C	Bolt, 2 BA	C	
28D/1011029	A25/1E	Bolt, 1/2" BSF	C	
28D/1214980	A28/6C	Bolt, 2 BA	C	
28D/1007979	AS.1246/1B	Bolt, 4 BA	C	
28F/9423227	AGS.1135/B	Bolt, banjo, 1/2" BSF	C	
28F/12852	AGS.1213/A	Bolt, banjo	C	
28F/9140977	AGS.1213/C	Bolt, banjo	C	
28F/8011890	AGS.952/A	Collar	C	
28F/9439531	AGS.952/B	Collar	C	
28N/1013287	AGS.209/D	Nipple	C	
28F/9439950	AGS.1140/B	Nipple	C	
28F/9513420	AGS.1142/J	Nipple	C	
28M/9403518	A27/AP	Nut, 6 BA	C	
28M/9403519	A27/BP	Nut, 4 BA	C	
28M/9403520	A27/CP	Nut, 4 BA	C	
28M/1011475	A27/EP	Nut, 1/2" BSF	C	
28M/9463544	AGS.1187/C	Nut, union, 3/8" BSF	C	
28M/1278189	AGS.2001/B/1	Nut, stiff, 4 BA	C	
28M/1956039	AGS.2001/B/3	Nut, stiff, 4 BA	C	
28M/1278190	AGS.2001/C/1	Nut, stiff, 2 BA	C	
28M/10281	AGS.2001/C/3	Nut, stiff, 2 BA	C	
28M/1201610	AGS.2001/E/1	Nut, stiff, 1/2" BSF	C	
28M/10282	AGS.2001/E/3	Nut, stiff, 1/2" BSF	C	
28M/10318	AGS.2002/B/3	Nut, stiff, 4 BA	C	
28M/9433473	AGS.2002/C/1	Nut, stiff, 2 BA	C	
28M/10319	AGS.2002/C/3	Nut, stiff, 2 BA	C	
28P/19177	SP.90/H11	Pin, split, 1 1/2" x 5/8" dia.	C	

**SERVICES
FUEL SYSTEM IN CENTRE FUSELAGE**

Ref. No.	Part No.	Description	No. off	Matl. Spec.	Cl. of Equip.	Plate No.
					M.R. L.M.	
		1 2 3 4 5 6				
28R/9456431	AGS.565/B	Plug, 1/2" o/d., pipe ...			C	
28R/9508469	AGS.566/C	Plug, 1/2" o/d., pipe ...			C	
28S/1200033	A31/B24	Screw, 4 BA ...			C	
28S/1005622	A31/B28	Screw, 4 BA ...			C	
28S/9992525	A32/B12	Screw, 4 BA ...			C	
28F/9128936	AGS.904/A	Sleeve: ...			C	
28F/8011819	AGS.904/B	Sleeve: ...			C	
28F/9140970	AGS.904/C	Sleeve: ...			C	
28F/9423237	AGS.1132/B	Union, single end, 1/2" pipe ...			C	
28F/9129085	AGS.1102/A	Union, body, cone, 1/8" o/d., pipe ...			C	
28F/9471001	AGS.1102/C	Union, body, cone, 1/8" o/d., pipe ...			C	
28F/1036556	AGS.1111/A	Union, bulkhead flanged, 1/8" o/d., pipe ...			C	
28F/9714	AGS.1111/C	Union, bulkhead flanged, 1/8" o/d., pipe ...			C	
28W/9419464	AGS.164/A	Washer, jointing ...			C	
28W/9130226	AGS.164/F	Washer, jointing ...			C	
28F/9152415	AGS.1115/1	Washer, plate ...			C	
28F/9128929	AGS.1115/4	Washer, plate ...			C	
28W/9419465	SP.13/B	Washer ...			C	
28W/9419402	SP.13/C	Washer ...			C	
28W/9419474	SP.15/B	Washer ...			C	
28W/9419475	SP.15/C	Washer ...			C	
28W/9419405	SP.15/E	Washer ...			C	
28W/9419404	SP.16/C	Washer ...			C	
28W/9416641	SP.47/A	Washer, spring ...			C	
28W/9416642	SP.47/B	Washer, spring ...			C	
28W/9416643	SP.47/C	Washer, spring ...			C	
28W/9416644	SP.47/E	Washer, spring ...			C	

Note: Pages 1097 and 1098 not issued

SERVICES
FUEL SYSTEM (NITROGEN) IN FRONT FUSELAGE

Ref. No.	Part No.	Description	No. off	Matl. Spec.	Cl. of Equip.		Plate No.
					M.R.	L.M.	
	E.A1.57.731	FUEL SYSTEM (NITROGEN) IN FRONT FUSELAGE, ASSEMBLY	—	—	—		
		Spares for:—					
1835	E.A3.57.21	Bracket, H.P. valve mounting	1	DTD.213		C	
1880	EEAS.91/1	Clip, pipe, double	15	L.16		C	
2165	EEAS.112/6	Clip, pipe, single, 1/4" i/d	2	L.16		C	
20723	E.A1.57.1333	Fairlead, for pipes at frame 7 (Mod. 310)	1	LFS.21		C	
1245	E.A1.57.737	Pipe, assembly, from 4 way piece to test point ...	1	DTD.323		C	
1247	E.A1.57.741	Pipe, assembly, from 4 way piece to coupling between frames 3 and 4	1	DTD.323		C	
1249	E.A1.57.745	Pipe, assembly, from filter coupling at frame 5 to pressure bulkhead coupling (Pre.-Mod. 310)	1	DTD.323		C	
20721	E.A1.57.1329	Pipe, assembly, from filter coupling at frame 5 to pressure bulkhead coupling (Mod. 310)	1	DTD.323		C	
1250	E.A1.57.747	Pipe, assembly, from coupling at pressure bulkhead to coupling at frame 5 (Pre.-Mod. 310)	1	DTD.323		C	
20722	E.A1.57.13331	Pipe, assembly, from coupling at pressure bulkhead to coupling at frame 5 (Mod. 310)	1	DTD.323		C	
1251	E.A1.57.749	Pipe, assembly, from coupling at frame 12 to pressure bulkhead coupling	1	DTD.323		C	
1252	E.A1.57.751	Pipe, assembly from coupling at pressure bulkhead to coupling at frame 12	1	DTD.323		C	
1253	E.A1.57.753	Pipe, assembly, from coupling between frames 3 and 4 to filter connection	1	DTD.323		C	
1158	E.A1.57.831	Pipe, assembly, c/w nut and nipple, from transport joint connection to coupling forward of frame 13, high pressure line	1	DTD.323		C	
1159	E.A1.57.833	Pipe, assembly, c/w nut and nipple, from coupling forward of frame 13 to transport joint coupling, high pressure feed line to master control valve	1	DTD.323		C	
1872	E.A1.57.1181	Pipe, assembly, from master control valve to 4 way piece	1	DTD.323		C	
1873	E.A1.57.1183	Pipe, assembly, from coupling at frame 5 to master control valve	1	DTD.323		C	
1871	E.A1.57.1187	Pipe, assembly, from 4 way coupling to nitrogen gauge	1	DTD.323		C	
28F/12425	AGS.1109/K	Union, pipe, reducing	1	L.A.		C	

Pages 1101 to 1110 not issued

**SERVICES
FUEL SYSTEM (NITROGEN) IN FRONT FUSELAGE**

Ref. No.	Part No.	Description	No. off	Matl. Spec.	Cl. of Equip.	Plate No.
					M.R. L.M.	
		1 2 3 4 5 6				
		SUMMARY OF STOCK ITEMS USED ON FUEL SYSTEM IN FRONT FUSELAGE, ASSEMBLY				
28F/10501	AGS.1112/B	Body, flanged union 1/4" BSP	...			C
28D/1010658	A25/1B	Bolt, 4 BA, hex. head 0"5 long	...			C
28D/12837	A28/1C	Bolt, 2 BA, hex. head 0"55 long	...			C
28D/11937	AS.1246/1B	Bolt, 4 BA, round head 0"45 long	...			C
28M/9403519	A27/BP	Nut, 4 BA, plain	...			C
28M/10287	AGS.2001/B/1	Nut, stiff, 4 BA	...			C
28M/12153	AGS.2007/B/1	Nut, stiff, 4 BA	...			C
28F/11274	AGS.1115/2	Plate, washer	...			C
28W/9419475	SP.15/C	Washer, 2 BA, plain	...			C
28W/9416642	SP.47/B	Washer, 4 BA, spring	...			C

**SERVICES
HYDRAULIC EQUIPMENT IN FRONT FUSELAGE**

Ref. No.	Part No.	Description	No. Off	Mati Spec.	Cl. of Equip.	Plate No.
					M.R. L.M.	
	E.B6.73.3	HYDRAULIC EQUIPMENT IN FRONT FUSELAGE, ASSEMBLY	—	—	—	
	—	Consisting of:— HYDRAULIC EQUIPMENT, CIRCUIT, ASSEMBLY (E.A6.73.283)	—	—	—	
	—	Spares for:—				
27M/461	LOCKHEED AIR.40016	ACCUMULATOR , hydraulic	1	—	A	S.8
27QM/1834	DOWTY O.8214Y.CO1	JACK , nosewheel (Mod. 2380)	1	—	A	S.9
27QM/1836	DOWTY O.8246Y.CO1	JACK , nosewheel door (Mod. 2379)	1	—	A	S.9
27VA/3615	DUNLOP 4/W3/101/8/8/11.2	PIPE , flexible, nosewheel door "closed" line ...	1	—	B	S.9
27VA/3647	DUNLOP 4/W3/101/8/9/10	PIPE , flexible, nosewheel door "open" line ...	1	—	B	S.9
27VA/3792	DUNLOP 4/W3/101/8/9/15	PIPE , flexible, nosewheel "up" line	1	—	B	S.9
27VA/5206	DUNLOP 4/W3/101/8/9/24	PIPE , flexible, nosewheel "down" line (Mod. 1740)	1	—	B	S.9
27Z/1	TURNER 77C/1275	PUMP , hand, duplex	1	—	A	S.8
27Y/108	ELECTRO HYDS. 7391	RELAY, HYDRAULIC PRESSURE GAUGE ...	1	—	A	
		Consisting of:—				
27Y/3623	9913	ADAPTOR , outlet to gauge	1	—	C	
27Y/3624	9938	ADAPTOR , hydraulic supply inlet	1	—	C	
	73082	BODY	1	—	C	
27Y/3625	30M/36 x 4	CIRCLIP , nut to body	1	—	C	
	73081	CYLINDER	1	S.1	—	
27Y/3627	73039	NUT , cylinder to body	1	—	C	
	73083	PISTON	1	L.64	—	
27Y/3629	40044	PLUG , bleed	1	—	C	
27Y/3630	7379	RESTRICTOR	1	—	C	
27Y/3632	739112	RING , piston	1	—	C	
27Y/3633	739113	RING , piston	1	—	C	
27Y/4431	739114	RING , sealing cylinder to body	1	—	C	
27Y/3634	2M/14 x 10	WASHER , adaptor, and restrictor	3	—	C	
30A/9437135	†	WIRE , locking	QR	—	C	
27Q/628	DOWTY C.2254Y	UNIT , oil filter	1	—	A	S.8
27G/2585	DUNLOP AC.12734	VALVE , brake control (Pre-Mod. 3962) (for Dunlop spares breakdown, see A.P.4515C, Vol. 3, Part 1, Sect. 2, Chap. 37)	1	—	A	S.8
27G/3460	DUNLOP AC.61762	VALVE , brake control (Mod. 3962) (For spares see A.P.4515C, Vol. 3, Part 1, Section 2, Chapter 37)	1	—	B	S.8
27QM/1216	DOWTY C.4603Y/MKE	VALVE , thermal relief (Mod. 1266)	2	—	A	S.9
27QM/772	DOWTY D.401Y/G	VALVE , sequence, nosewheel	1	—	A	S.9

SERVICES
HYDRAULIC EQUIPMENT IN FRONT FUSELAGE

Ref. No.	Part No.	1	2	3	4	5	6	Description	No. Off	Matl Spec.	Cl. of Equip.	Plate No.
											M.R. L.M.	
27QM/773	DOWTY D.401Y/H							VALVE, sequence, nosewheel door	1	—	A	S.9
27Q/771	DOWTY D.2568/Y							VALVE, pressure relief reservoir (For Dowty spares see A.P.4515B, Vol. 3)	1	—	A	S.8
27W/8	LOCKHEED UMC.704							VALVE, non-return, 1/4" BSP	2	—	A	S.8
27Q/30025	MESSIER 8557							VALVE, non-return, pressurisation	1	—	A	S.8
28Y/15486	H. PRESSURE COMPS. G.Y.P.A58							VALVE, charging (Mods. 1477 and 3513)	2	—	C	S.8
	E.B6.73.27							PIPES, HYDRAULIC, BETWEEN PRESSURE BULK-HEAD AND FRAME 12A, ASSEMBLY	—	—	—	
								Spares for:—				
39003	E.B6.73.303							CLAMP, pipe (Mod. 1487)	3	—	C	S.8
	E.B6.73.309							CLAMP, pipe (Mod. 1487)	1	—	—	S.8
1880	EEAS.91/1							CLIP, pipe, special, double	3	L.16	C	
5260	EEAS.143/5H							CLIP, pipe, single, 3/8" o/d., bonding	5	L.72	C	
5258	EEAS.143/6H							CLIP, pipe, single, 1/4" o/d., bonding	4	L.72	C	
	731 E.A3.73.237							PIPE, assembly, from pressure bulkhead coupling to non-return valve at frame 12, hand pump pressure line	1	DTD.323	C	S.8
12979	E.B6.73.295							PIPE, assembly, from filter in hand pump suction line, to coupling at pressure bulkhead (Mod. 1487)	1	L.54	C	S.8
12980	E.B6.73.297							PIPE, assembly, from reservoir tee under N.B.C. compartment floor to filter in hand pump suction line (Mod. 1487)	1	L.54	C	S.8
734	E.A3.73.243							PIPE, assembly, from running coupling at nose-wheel selector to running coupling at wheel well nosewheel jack "up" line	1	DTD.323	C	S.8
735	E.A3.73.245							PIPE, assembly, from running coupling at nose-wheel selector to running coupling at wheel well wall, nosewheel jack "down" line	1	DTD.323	C	S.8
1607	E.A3.73.247							PIPE, assembly, port brake, from pressure bulk-head to frame 12A	1	DTD.323	C	S.8
1630	E.A3.73.249							PIPE, assembly, from coupling on frame 12 to pressure bulkhead coupling supply line	1	DTD.323	C	S.8
1631	E.A3.73.251							PIPE, assembly, starboard brake, from pressure bulkhead to frame 12A	1	DTD.323	C	S.8
12983	E.B6.73.299							PIPE, assembly, from tee to reservoir connection at N.B.C. compartment floor (Mod. 1487)	1	L.54	B	S.8
1633	E.A3.73.255							PIPE, assembly, from reservoir tee under N.B.C. compartment floor to pressure bulkhead connection	1	L.56	C	S.8
839	E.A1.73.335							PIPE, assembly, from non-return valve forward of frame 12A to accumulator and selector tee hand pump pressure line	1	DTD.323	C	S.8

SERVICES
HYDRAULIC EQUIPMENT IN FRONT FUSELAGE

Ref. No.	Part No.	1	2	3	4	5	6	Description	No. off	Matl. Spec.	Cl. of Equip.		Plate No.
											M.R.	L.M.	
5298	E.A3.73.785							PIPE, assembly, hydraulic gauge, between pressure bulkhead and frame 12A	1	DTD.323	C		S.8
12981	E.B6.73.315							TEE, special, under N.B.C. floor reservoir connection	1	—	B		S.8
5259	EEAS.21/2ERH							WASHER, special	12	L.72	C		
	E.B6.73.29							PIPES, HYDRAULIC ON FRAME 12, ASSEMBLY ... Spares for:—	—	—	—		
5258	EEAS.143/6H							CLIP, pipe, single, 1/2" o/d., bonding	11	L.72	C		
1880	EEAS.91/1							CLIP, pipe, double	1	L.16	C		
12982	E.B6.73.301							FITTING, special banjo body (Mod. 1487)	1	DTD.423	B		
1634	E.A3.73.227							PIPE, assembly, from connecting tee on frame 12 to non-return valve supply line	1	DTD.323	C		S.8
1635	E.A3.73.229							PIPE, assembly, from accumulator tee coupling to running coupling for pipe, through frame 12	1	DTD.323	C		S.8
1608	E.A3.73.231							PIPE, assembly, from non-return valve to accumulator tee coupling	1	DTD.323	C		S.8
1610	E.A3.73.235							PIPE, assembly, from coupling accumulator to tee connector accumulator	1	DTD.323	C		S.8
5259	EEAS.21/2ERH							WASHER, special	15	L.72	C		
	E.B6.73.31							PIPES, HYDRAULIC, FROM RESERVOIR TO FRAME 12, AND PRESSURE BULKHEAD, ASSEMBLY Spares for:—	—	—	—		
9016	E.A2.73.507							BOX, oil collector	1	—	B/MR		S.8
5260	EEAS.143/5H							CLIP, pipe, single, 3/8" o/d., bonding	5	L.72	C		
5258	EEAS.143/6H							CLIP, pipe, single, 1/2" o/d., bonding	8	L.72	C		
5543	EEAS.143/10H							CLIP, pipe, single, 1/2" o/d., bonding	2	L.72	C		
5544	EEAS.143/21H							CLIP, pipe, single, 1/2" o/d., bonding	10	L.72	C		
5521	EEAS.143/24H							CLIP, pipe, single, 3/4" o/d., bonding	6	L.72	C		
5929	E.A3.73.727							COUPLING, tee, 1/2" x 1/2" x 3/8"	1	—	C		S.8
719	E.A1.73.239							FILTER, CABIN BLOWER, NON-RETURN VALVE, GROUP Consisting of:—	1	—	B		
	E.A1.73.241							BODY, filter	1	DTD.683	—		S.8
28N/2001711	AGS.2030/6							CIRCLIP, internal	1	—	C		S.8
5036	E.A1.73.243							GAUGE, 200 mesh	1	Brass	—		
12423	E.B6.73.263							FITTING, special, banjo body (Mod. 1487)	1	DTD.423	C		S.8
1128	EEAS.69/2							GASKET, sealing special	1	Neo-K-Tex	C		S.8
12984	E.B6.73.291							PIPE, assembly, from hydraulic reservoir to bulkhead coupling in hand pump suction line (Mod. 1487)	1	L.54	B		S.8
5931	E.B6.73.43							PIPE, assembly, from hydraulic reservoir to tee piece	1	L.56	C		S.8
5932	E.B6.73.45							PIPE, assembly, from pressure relief valve in overflow line to tee piece	1	L.56	C		S.8
5933	E.B6.73.47							PIPE, assembly, from hydraulic reservoir to pressure relief valve in overflow pipe	1	L.56	C		S.8

SERVICES
HYDRAULIC EQUIPMENT IN FRONT FUSELAGE

Ref. No.	Part No.	Description	No. off	Matl. Spec.	Cl. of Equip.		Plate No.
					M.R.	L.M.	
		1 2 3 4 5 6					
5934	E.B6.73.49	PIPE, assembly, from cabin blower non-return valve to hydraulic reservoir (Pre-Mod. 3390)	1	L.56		C	
	E.A3.73.151	PIPE, ASSEMBLY, FROM N.R.V. TO RESERVOIR, INSTALLATION (MOD. 3390)	—	—		—	
		Spares for:—					
5260	EEAS.143/5H	CLIP, pipe	5	L.72		C	
		Attaching parts for EEAS.143/5H:—					
28D/1010658	A25/1B	Bolt, 4 BA (as required)	1	—		C	
28D/9419452	A25/3B	Bolt, 4 BA (as required)	1	—		C	
28M/10287	AGS.2001/B/1	Nut, 4 BA	1	—		C	
5259	EEAS.21/2ERH	Washer, "D"	1	L.72		C	
28W/9419465	SP.13/B	Washer	1	—		C	
28W/9419486	SP.16/B	Washer, spacing (as required)	1	—		C	
40149	E.A3.73.313	ELBOW, assembly	1	—		C	S.8
28F/1013599	AGS.1142/A	NIPPLE, adaptor	1	—		C	S.8
40150	E.A3.73.737	PIPE, assembly, from N.R.V. cabin blower to hydraulic reservoir	1	DTD.323		C	
28F/9439163	AGS.1109/K	UNION, reducing	1	—		C	
28F/8014021	AGS.1138/B	WASHER, sealing	1	—		C	
5935	E.B6.73.51	PIPE, assembly, from hydraulic reservoir to coupling forward of frame 10, return line	1	L.56		C	S.8
5936	E.B6.73.53	PIPE, assembly, from hydraulic reservoir to coupling, forward of frame 10, engine driven pump, suction line	1	L.56		C	S.8
5937	E.B6.73.55	PIPE, assembly, from running coupling at frame 12, to running coupling forward of frame 10, engine driven pump, suction line	1	L.56		C	S.8
5938	E.B6.73.57	PIPE, assembly, overflow, from tee to coil collector box under N.B.C. compartment floor	1	L.56		C	S.8
5939	E.B6.73.59	PIPE, assembly, between reservoir running coupling and return line tee forward of frame 12	1	L.56		C	S.8
5940	E.B6.73.61	PIPE, assembly, from return line tee forward of frame 12 to coupling at frame 12	1	L.56		C	S.8
980	EEAS.20/1DR	TAB, locking, 20 SWG	6	L.72		C	
981	EEAS.20/2DR	TAB, locking, 20 SWG	2	L.72		C	
5259	EEAS.21/2ERH	WASHER, special	36	L.72		C	
	E.A3.73.207	PIPES, HYDRAULIC, FRAME 1 TO FRAME 3, ASSEMBLY (PRE-MOD. 1482)	—	—		—	
		Spares for:—					
2446	E.A3.73.221	BRACKET, relay valve mounting	1	T.45		C	S.8
1611	E.A3.73.157	CLAMP, pipe, special	1	—		C	S.8
1727	E.A3.73.577	CLAMP, pipe, special	1	—		C	S.8
5348	EEAS.143/8H	CLIP, pipe, single, 3/8" o/d., bonding	3	L.72		C	
5260	EEAS.143/5H	CLIP, pipe, single, 1/8" o/d., bonding	19	L.72		C	
5258	EEAS.143/6H	CLIP, pipe, single, 1/4" o/d., bonding	1	L.72		C	
1880	EEAS.91/1	CLIP, pipe, double	1	L.16		C	

SERVICES
HYDRAULIC EQUIPMENT IN FRONT FUSELAGE

Ref. No.	Part No.	Description	No. off	Matl. Spec.	Cl. of Equip.		Plate No.
					M.R.	L.M.	
		1 2 3 4 5 6					
1612	E.A3.73.257	PIPE, assembly, from relay valve on intercostal at rib 1 to pressure gauge	1	DTD.323	C		
1613	E.A3.73.259	PIPE, assembly, from relay valve to differential unit tee connection	1	DTD.323	C	S.8	
1614	E.A3.73.261	PIPE, assembly, from coupling at frame 1 to differential cone, suction line	1	DTD.323	C	S.8	
1615	E.A3.73.263	PIPE, assembly, from differential unit to relay valve tee connection, pressure line	1	DTD.323	C	S.8	
1616	E.A3.73.265	PIPE, assembly, from coupling at frame 3 to coupling at frame 1, suction line	1	L.56	C	S.8	
1617	E.A3.73.267	PIPE, assembly, from differential unit to coupling at frame 3, port, brake line	1	DTD.323	C	S.8	
1618	E.A3.73.269	PIPE, assembly, from differential unit and relay valve coupling tee to coupling at frame 3, supply line	1	DTD.323	C	S.8	
1619	E.A3.73.271	PIPE, assembly, from differential unit to coupling at frame 3, starboard, brake line	1	DTD.323	C	S.8	
5838	E.A3.73.825	PIPE, assembly, from hydraulic pressure gauge tee to valve fitting on frame 1	1	DTD.323	C	S.8	
5839	E.A3.73.827	PIPE, assembly, from hydraulic pressure gauge to tee piece	1	DTD.323	C	S.8	
5837	E.A3.73.829	PIPE, assembly, from hydraulic pressure gauge tee to coupling at frame 1	1	DTD.323	C	S.8	
5858	E.A2.73.1137	PIPE, assembly, from coupling at frame 1 to coupling aft of frame 3, pressure line	1	DTD.323	C	S.8	
981	EEAS.20/2DR	TAB, locking, 20 SWG	3	L.72	C		
5259	EEAS.21/2ERH	WASHER, special	24	L.72	C		
	E.B6.73.355	PIPES, HYDRAULIC, FRAME 1 TO 3, ASSEMBLY (MOD. 1482) Spares for this group are identical with those for group Part No. E.A3.73.207 on page 1116, except for the following deletions and additions:— Delete:—	—	—	—		
1612	E.A3.73.257	PIPE, assembly, from relay valve to pressure gauge	1	DTD.323	C		
5839	E.A3.73.827	PIPE, assembly, from hydraulic pressure gauge to tee piece Add:—	1	DTD.323	C		
27362	E.B6.73.357	Pipe, assembly, from relay valve to pressure gauge (Pre-Mod. 3513)	1	DTD.323	C		
27361	E.B6.73.359	PIPE, assembly, from pressure gauge to tee piece	1	DTD.323	C	S.8	
40211	E.B7.73.381	PIPE, assembly, brake line pressure gauge to tee piece (Mod. 3513)	1	DTD.323	C	S.8	
40212	E.B7.73.383	PIPE, assembly, brake line pressure gauge tee piece to relay valve (Mod. 3513)	1	DTD.323	C	S.8	
40213	E.B7.73.385	PIPE, assembly, brake line valve on frame 1 to tee piece (Mod. 3513)	1	DTD.323	C	S.8	

SERVICES
HYDRAULIC EQUIPMENT IN FRONT FUSELAGE

Ref. No.	Part No.	Description	No. off	Matl. Spec.	Cl. of Equip.		Plate No.
					M.R.	L.M.	
	E.B6.73.265	PIPES, HYDRAULIC, FRAME 3 TO PRESSURE BULKHEAD, ASSEMBLY (MOD. 1487)	—	—	—		
		Spares for:—					
8336	E.A3.73.837	BRACKET , fairlead, between frames 4 and 5 ...	1	L.72	C	S.8	
5542	EEAS.143/6	CLIP , pipe, single, 1/4" o/d. ...	1	L.72	C		
17525	EEAS.143/10	CLIP , pipe, single, 1/2" o/d. ...	1	L.72	C		
5260	EEAS.143/5H	CLIP , pipe, single, 3/8" o/d., bonding ...	6	L.72	C		
	E.B6.73.277	FAIRLEAD , for pipes at frames 3 and 4 ...	2	—	—	S.8	
	E.B6.73.283	FAIRLEAD , for pipes at frames 5, 6 and 7 ...	4	—	—	S.8	
	E.B6.73.271	FAIRLEAD , for pipes through navigator's floor ...	1	—	—	S.8	
5853	EEAS.69/1	GASKET , bulkhead, coupling pressure line ...	1	Neo-K-Tex	C	S.8	
1128	EEAS.69/2	GASKET , bulkhead, coupling pressure line ...	1	Neo-K-Tex	C	S.8	
1620	EEAS.69/4	GASKET , bulkhead, coupling suction line ...	1	Neo-K-Tex	C	S.8	
12985	EEAS.69/6	GASKET , bulkhead, coupling suction line ...	1	Neo-K-Tex	C	S.8	
12986	E.B6.73.267	PIPE , assembly, from coupling aft of frame 5 to coupling aft of frame 3, hand pump, suction line	1	L.54	B	S.8	
13018	E.A3.73.183	PIPE , assembly, from coupling aft of frame 3 to coupling aft of frame 5, hand pump, pressure line	1	DTD.323	C	S.8	
12987	E.B6.73.269	PIPE , assembly, from running coupling aft of frame 5 to coupling through pressure bulkhead, hand pump, suction line	1	L.54	B	S.8	
760	E.A3.73.187	PIPE , assembly, from coupling aft of frame 5 to coupling at pressure bulkhead, hand pump, pressure line	1	DTD.323	C	S.8	
1621	E.A3.73.283	PIPE , assembly, from coupling aft of frame 5 to coupling aft of frame 3, brake pressure, return line	1	L.56	C	S.8	
1623	E.A3.73.285	PIPE , assembly, from coupling aft of frame 3 to coupling aft of frame 5, port, brake line	1	DTD.323	C	S.8	
1624	E.A3.73.287	PIPE , assembly, from coupling aft of frame 3 to coupling aft of frame 5, brake supply line	1	DTD.323	C	S.8	
1625	E.A3.73.289	PIPE , assembly, from coupling aft of frame 3 to coupling aft of frame 5, starboard, brake line	1	DTD.323	C	S.8	
1626	E.A3.73.291	PIPE , assembly, from coupling at pressure bulkhead, to coupling aft of frame 5, brake pressure return line	1	L.56	C	S.8	
1627	E.A3.73.293	PIPE , assembly, from coupling aft of frame 5 to coupling at pressure bulkhead, port, brake line	1	DTD.323	C	S.8	
1628	E.A3.73.295	PIPE , assembly, from coupling aft of frame 5 to coupling at pressure bulkhead, brake supply line	1	DTD.323	C	S.8	
1629	E.A3.73.297	PIPE , assembly, from coupling aft of frame 5 to coupling at pressure bulkhead, starboard, brake line	1	L.56	C	S.8	

**SERVICES
HYDRAULIC EQUIPMENT IN FRONT FUSELAGE**

Ref. No.	Part No.	Description	No. off	Matl. Spec.	Cl. of Equip.		Plate No.
					M.R.	L.M.	
		1 2 3 4 5 6					
5942	E.A3.73.781	PIPE, assembly, hydraulic pressure gauge from coupling under navigator's floor at frame 5 to forward of frame 5	1	DTD.323	C		S.8
5943	E.A3.73.783	PIPE, assembly, hydraulic pressure gauge from pressure bulkhead connection to coupling under navigator's floor at frame 5	1	DTD.323	C		S.8
980	EEAS.20/1DR	TAB, locking, 20 SWG	4	L.72	C		
981	EEAS.20/2DR	TAB, locking, 20 SWG	10	L.72	C		
5259	EEAS.21/2ERH	WASHER, special	8	L.72	C		
	E.B6.73.259	PIPES, HYDRAULIC, FROM HAND PUMP TO FRAME 4, ASSEMBLY (MOD. 1487) Spares for:—	—	—	—		
5258	EEAS.143/6H	CLIP, pipe, single, 1/4" o/d., bonding	2	L.72	C		
5543	EEAS.143/10H	CLIP, pipe, single, 1/2" o/d., bonding	2	L.72	C		
12423	E.B6.73.263	FITTING, special banjo body	1	DTD.423	C		
12988	E.B6.73.261	PIPE, assembly, from hand pump to running coupling in suction line	1	L.54	B		S.8
763	E.A3.73.301	PIPE, assembly, from hand pump to running coupling in pressure line	1	DTD.323	C		S.8
20778	EEAS.20/2ER	WASHER, special	6	—	C		
	E.A3.73.739	PIPES, HYDRAULIC, IN NOSEWHEEL, BAY, ASSEMBLY Spares for:—	—	—	—		
	E.A3.73.847	ADAPTOR, bulkhead connection	1	—	—		S.9
20796	E.B6.73.249	BRACKET, thermal relief valve (Mod. 1266) ...	1	—	C		S.9
5260	EEAS.143/5H	CLIP, pipe, single, 3/8" o/d., bonding	14	L.72	C		S.9
5258	EEAS.143/6H	CLIP, pipe, single, 1/2" o/d., bonding	5	L.72	C		S.9
829	E.A1.73.181	CLIP, pipe, special, thermal relief valve (Mod. 1266)	1	—	C		S.9
737	E.A1.73.179	CLIP, pipe, special, flexible, 1/2" BSP	3	—	C		S.9
738	E.A1.73.213	CLIP, pipe, special	1	L.72	C		S.9
739	E.A1.73.245	CLIP, pipe, special, flexible, 1/2" BSP	1	—	C		S.9
1242	E.A3.73.773	CLIP, pipe, special, flexible, 1/2" BSP	4	L.72	C		S.9
20797	E.B6.73.251	CLIP, thermal relief valve (Mod. 1266)	1	L.72	C		S.9
4512	E.A3.73.667	PIPE, assembly, from nosewheel jack thermal relief valve to nosewheel door jack thermal relief valve and return line tee	1	DTD.323	C		S.9
4513	E.A3.73.669	PIPE, assembly, from thermal relief valve tee at wheel well wall, to hydraulic reservoir tee forward of frame 12, return line	1	DTD.323	C		S.9
4514	E.A3.73.671	PIPE, assembly, from nosewheel door jack thermal relief valve to nosewheel jack thermal relief valve and return line tee	1	DTD.323	C		S.9
4511	E.A3.73.673	PIPE, assembly, from sequence valve and nosewheel jack supply tee to thermal relief valve nosewheel "up" line	1	DTD.323	C		S.9
750	E.A3.73.741	PIPE, assembly, from wheel well running coupling to sequence valve and nosewheel under-carriage jack tee piece "down" line	1	DTD.323	C		S.9

SERVICES
HYDRAULIC EQUIPMENT IN FRONT FUSELAGE

Ref. No.	Part No.	Description	No. off	Matl. Spec.	Cl. of Equip.		Plate No.
					M.R.	L.M.	
		1 2 3 4 5 6					
749	E.A3.73.743	PIPE, assembly, from wheel well running coupling to sequence valve and nosewheel undercarriage door jack tee piece "up" line	1	DTD.323	C		S.9
740	E.A3.73.745	PIPE, assembly, from nosewheel "up" supply line tee to sequence valve	1	DTD.323	C		S.9
741	E.A3.73.747	PIPE, assembly, from sequence valve to thermal relief and nosewheel undercarriage jack tee "up" line	1	DTD.323	C		S.9
751	E.A3.73.749	PIPE, assembly, from thermal relief valve and sequence valve to nosewheel undercarriage jack "up" line	1	DTD.323	C		S.9
752	E.A3.73.753	PIPE, assembly, from nosewheel undercarriage jack supply tee, to sequence valve, undercarriage "down" line	1	DTD.323	C		S.9
4782	E.A3.73.755	PIPE, assembly from supply tee to nosewheel door jack bulkhead connection "down" line	1	DTD.323	C		S.9
743	E.A3.73.757	PIPE, assembly, from sequence valve to nosewheel door jack and thermal relief valve tee door's "open" line	1	DTD.323	C		S.9
745	E.A3.73.761	PIPE, assembly, from sequence valve and nosewheel door jack tee to thermal relief valve "open" line	1	DTD.323	C		S.9
4783	E.A3.73.763	PIPE, assembly, from supply tee bulkhead connection to nosewheel undercarriage door jack flexible connection "down" line	1	DTD.323	C		S.9
4495	E.A3.73.769	PIPE, assembly, from supply and sequence valve tee piece to nosewheel undercarriage door jack flexible coupling door's "closed" line	1	DTD.323	C		S.9
5516	E.A3.73.771	PIPE, assembly, from sequence valve and thermal relief valve tee to nosewheel door jack flexible connection "open" line	1	DTD.323	C		S.9
	E.A3.73.849	PLATE, washer, bulkhead adaptor	1	L.72	—		S.9
981	EEAS.20/2DR	TAB, locking, 20 SWG	8	L.72	C		S.9
5259	EEAS.21/2ERH	WASHER, special	37	L.72	C		S.9
	E.A3.73.37	RESERVOIR, HYDRAULIC, MOUNTING, ASSEMBLY Spares for:—	—	—	—		
2447	E.A1.73.49	COUPLING , pipe (Pre-Mod. 3390)	1	—	C		S.10
6850	E.A3.73.607	EXTENSION, HYDRAULIC RESERVOIR FILLER, GROUP Spares for:—	1	—	B		S.10
2125	E.A3.73.603	CIRCLIP , special, 5"2 dia.	1	L.72	C		S.10
2123	E.A3.73.609	STRIP , rubber	1	Neoprene	C		S.10
5502	EEAS.21/2FR	WASHER , special	2	L.72	C		S.10
764	E.A1.73.41	GASKET , hydraulic reservoir filler neck	1	Neo-K-Tex	C		S.10

**SERVICES
HYDRAULIC EQUIPMENT IN FRONT FUSELAGE**

Ref. No.	Part No.	Description	No. off	Matl. Spec.	Cl. of Equip.		Plate No.
					M.R.	L.M.	
		1 2 3 4 5 6					
12905	E.B6.73.351	RESERVOIR, HYDRAULIC, GROUP (MOD. 1734)	1	—	A	S.10	
		Spares for:—					
22234	E.B6.73.347	ADAPTOR , filler cap	1	S.95 or S.96	C	S.10	
1886	E.A1.73.381	FILLER , oil reservoir, 45 mesh, 34 SWG ...	1	—	C	S.10	
22235	E.B6.73.349	GASKET , filler neck	1	Neo-K-Tex	C	S.10	
22233	E.B6.73.345	SEATING , filler	1	L.34	C	S.10	
28U/15632	SP.35/E	ROD , tension, reservoir mounting strap ...	2	—	C	S.10	
2124	E.A3.73.611	SEAL , rubber	1	Neoprene	C	S.10	
766	E.A1.73.39	STRAP , hydraulic reservoir mounting ...	4	L.72	C	S.10	
981	EEAS.20/2DR	TAB , locking, 20 SWG	1	L.72	C	S.10	
767	E.A1.70.21	TRUNNION , R.H. thread	2	MS	C	S.10	
768	E.A1.70.22	TRUNNION , L.H. thread	2	MS	C	S.10	
28F/9439163	AGS.1190/K	UNION , reducing (Mod. 3390)	1	—	C		

1123
Pages 1125 to 1134 not issued

SERVICES
HYDRAULIC EQUIPMENT IN FRONT FUSELAGE

Ref. No.	Part No.	Description	No. off	Matl. Spec.	Cl. of Equip.	Plate No.
					M.R. L.M.	
		1 2 3 4 5 6				
SUMMARY OF STOCK ITEMS USED ON HYDRAULIC EQUIPMENT IN FRONT FUSELAGE, ASSEMBLY						
28F/8011809	AGS.1104/B	Adaptor, cone	C
28F/9439107	AGS.1105/F	Adaptor, union	C
28F/1013599	AGS.1142/A	Adaptor, nipple	C
28F/8011896	AGS.1142/C	Adaptor, nipple	C
28F/8011886	AGS.1142/D	Adaptor, nipple	C
28F/9129085	AGS.1102/A	Body, cone, union	C
28F/8011883	AGS.1102/B	Body, cone, union	C
28F/9471001	AGS.1102/C	Body, cone, union	C
28F/9439765	AGS.1102/D	Body, cone, union	C
28F/1036556	AGS.1111/A	Body, union, bulkhead	C
28F/1013402	AGS.1111/B	Body, union, bulkhead	C
28F/9714	AGS.1111/C	Body, union, bulkhead	C
28F/1059217	AGS.1111/D	Body, union, bulkhead	C
28F/9157486	AGS.1112/F	Body, union, bulkhead	C
28F/9140973	AGS.1129/C	Body, banjo, single end cone	C
28F/11170	AGS.1129/D	Body, banjo, single end cone	C
28F/9439017	AGS.1134/C	Body, banjo	C
28D/1010658	A25/1B	Bolt, 4 BA	C
28D/1008149	A25/2B	Bolt, 4 BA	C
28D/9419452	A25/3B	Bolt, 4 BA	C
28D/9436920	A25/1C	Bolt, 2 BA	C
28D/9133011	A25/2C	Bolt, 2 BA	C
28D/9133012	A25/3C	Bolt, 2 BA	C
28D/1011019	A25/8C	Bolt, 2 BA	C
28D/9140644	A25/9C	Bolt, 2 BA	C
28D/9140645	A25/10C	Bolt, 2 BA	C
28D/9435710	A25/11C	Bolt, 2 BA	C
28D/9140647	A25/14C	Bolt, 2 BA	C
28D/1011248	A25/16E	Bolt, 1/2" BSF	C
28D/1212939	A61/1C	Bolt, 2 BA	C
28F/9423229	AGS.1135/C	Bolt, banjo	C
28F/9423231	AGS.1135/D	Bolt, banjo	C
28N/3720	AGS.607	Cap, filler	C
28N/3721	AGS.607/D	Chain	C
28F/1011798	AGS.1103/F	Coupling, pipe	C
28F/1013599	AGS.1142/A	Nipple, adaptor	C
28F/8011885	AGS.1142/B	Nipple, adaptor	C
28M/9403519	A27/BP	Nut, 4 BA	C
28M/1006504	A27/BT	Nut, 4 BA	C
28M/9403520	A27/CP	Nut, 2 BA	C
28M/9129524	A29/BP	Nut, 4 BA	C
28M/13324	A29/CP	Nut, 2 BA	C
28M/1278189	AGS.2001/B/1	Nut, stiff, 4 BA	C
28M/1278190	AGS.2001/C/1	Nut, stiff, 2 BA	C
28M/1201610	AGS.2001/E/1	Nut, stiff, 1/2" BSF	C
28P/1012221	SP.4Y/B12	Pin, shackle	C
28P/1007741	SP.9/C8	Pin, split	C
28N/5679	AGS.607/C	Plate	C
28F/9152415	AGS.1115/1	Plate, washer	C
28F/9128928	AGS.1115/2	Plate, washer	C

SERVICES
HYDRAULIC EQUIPMENT IN FRONT FUSELAGE

Ref. No.	Part No.	Description	No. off	Matl. Spec.	Cl. of Equip.	Plate No.
					M.R. L.M.	
		1 2 3 4 5 6				
28F/9128929	AGS.1115/4	Plate, washer			C	
28F/10603	AGS.1115/6	Plate, washer			C	
28F/11491	AGS.1115/8	Plate, washer			C	
28N/3724	AGS.608/B	Ring, locking			C	
28F/9428452	AGS.1186/A	Seal, bonded			C	
28F/9428453	AGS.1186/B	Seal, bonded			C	
28F/9429532	AGS.1186/C	Seal, bonded			C	
28F/9428455	AGS.1186/D	Seal, bonded			C	
28F/9428456	AGS.1186/F	Seal, bonded			C	
28F/1051097	AGS.1114/A	Sleeve, flanged, bulkhead			C	
28F/8011811	AGS.1118/B	Tee, cone			C	
28F/9488812	AGS.1120/8	Tee, cone			C	
28F/9709685	AGS.1108/B	Union, reducing			C	
28F/9439163	AGS.1109/K	Union, reducing			C	
28W/9419465	SP.13/B	Washer			C	
28W/9419402	SP.13/C	Washer			C	
28W/9419475	SP.15/C	Washer			C	
28W/9419486	SP.16/B	Washer			C	
28W/9416642	SP.47/B	Washer, spring			C	
28W/9416632	SP.47/C	Washer, spring			C	
28W/9416644	SP.47/E	Washer, spring			C	
28W/9416645	SP.47/G	Washer, spring			C	
28N/3722	AGS.607/B	Washer, leather			C	

SERVICES
HYDRAULIC EQUIPMENT IN CENTRE FUSELAGE

Ref. No.	Part No.	Description	No. Off	Matl Spec.	Cl. of Equip.	Plate No.
					M.R. L.M.	
	E.B6.73.5	HYDRAULIC EQUIPMENT IN CENTRE FUSELAGE, ASSEMBLY Consisting of:—	—	—	—	
	—	HYDRAULIC EQUIPMENT CIRCUIT, ASSEMBLY (E.A6.73.283) Spares for:—	—	—	—	
27Q/30024	MESSIER 8076/52	DIVIDER , flow	2	—	B	S.22
27B/1877	VOKES E.30L/1"/7915 or	FILTER	1	—	B	S.21
27B/2620	E.30L/1"/2537	FILTER	1	—	B	
6A/2693	DOWTY †	GAUGE , pressure, Mk. 14LL	1	—	A	S.1
27QM/70192	DOWTY 1-00522-001	JACK , bomb door, front, assembly (E.A3.73.643) (For spares see A.P.4515B, Vol. 3)	1	—	A	S.21
27QM/70193	DOWTY 1-00523-001	JACK , bomb door rear, assembly (E.A3.73.641) (For spares see A.P.4515B, Vol. 3)	1	—	A	S.22
27Y/108	ELECTRO HYDCS. 7391	RELAY, HYDRAULIC, PRESSURE GAUGE , Consisting of:—	1	—	A	S.21
27Y/3623	9913	ADAPTOR , outlet to gauge	1	—	C	
27Y/3624	9938	ADAPTOR , hydraulic supply inlet	1	—	C	
	73082	BODY	1	DTD.130B	—	
27Y/3625	30M/36 x 4	CIRCLIP , nut to body	1	—	C	
	73081	CYLINDER	1	S.1	—	
27Y/3627	73039	NUT , cylinder to body	1	—	C	
	73083	PISTON	1	L.64	—	
27Y/3629	40044	PLUG , bleed	1	—	C	
27Y/3630	7379	RESTRICTOR	1	—	C	
27Y/3632	739112	RING , piston	1	—	C	
27Y/3633	739113	RING , piston	1	—	C	
27Y/4431	739114	RING , sealing, cylinder to body	1	—	C	
27Y/3634	2M/14 x 10	WASHER , at adaptors and restrictor	3	—	C	
30A/9437135	†	WIRE , locking	QR	—	C	
27Q/1104	DOWTY 408Y.AN	SELECTOR , and non-return valve for flap and air brake isolation (Pre-Mod. 3937)	1	—	A	S.21
27QM/70283	DOWTY 408Y/Mk.BN	SELECTOR , and non-return valve for flap and air brake isolation (Mod. 3937)	1	—	A	
27QM/790	DOWTY C.1034Y/Q	VALVE , pressure relief flaps "down" (For spares see A.P.4515B, Vol. 3)	1	—	A	S.21
27Q/782	DOWTY S.1183Y/Mk.B	VALVE , rotary control nosewheel (Pre-Mod 3937) (For spares see A.P.4515B, Vol. 3)	1	—	A	S.21
27QM/70287	DOWTY O.1183Y/BO2	VALVE , rotary control, nosewheel (Mod. 3937) (For spares see A.P.4515B, Vol. 3)	1	—	A	

SERVICES
HYDRAULIC EQUIPMENT IN CENTRE FUSELAGE

Ref. No.	Part No.	Description	No. Off	Matl Spec.	Cl. of Equip.	Plate No.
					M.R. L.M.	
27QM/1216	DOWTY C.4603Y/Mk.E	VALVE , thermal relief (Mod. 1266)	7	—	A	S.21
27QM/778	DOWTY D.657Y	VALVE , restrictor (For spares see A.P.4515B, Vol. 3)	1	—	A	S.21
27W/10	LOCKHEED UMC.706/3	VALVE , non-return, ³ / ₈ " BSP (Pre-Mod. 3368) ...	1	—	A	S.21
27W/17	LOCKHEED UMC.706/4	VALVE , non-return, ¹ / ₂ " BSP (Mod. 3368)	1	—	A	S.21
28Y/15486	H. PRESSURE COMPS. G.Y.P.A58	VALVE , charging	1	—	C	S.21
27Q/30022	MESSIER 6330	VALVE , solenoid operated	1	—	A	S.21
27Q/1105	DOWTY 5240Y	VALVE , non-return, flap and air brake isolation ...	1	—	A	
	E.B.73.15	MOUNTING OF ROTARY CONTROL VALVES AND ACTUATORS FOR UNDERCARRIAGE AND BOMB DOORS, ASSEMBLY Spares for:—	—	—	—	
	E.E. CO. LTD. BRADFORD Type 204 Mk. 6	ACTUATOR, UNDERCARRIAGE ROTARY CONTROL VALVE, ASSEMBLY Consisting of:—	1	—	—	S.21
5W/328	AED.200152	ACTUATOR , type 200, Mk. 1	1	—	A	
5W/338	†	BRACKET , mounting, c/w label	1	—	C	
27Q/779	DOWTY C.408Y/Mk.Q	VALVE (Pre-Mod. 3937)	1	—	A	
27QM/70281	DOWTY 408Y/Mk.BQ	VALVE , (Mod. 3937)	1	—	A	
30A/9148334	†	WIRE , 24 SWG	QR	—	C	
	E.E. CO. LTD. BRADFORD Type 206 Mk. 6	ACTUATOR, BOMB DOOR ROTARY CONTROL VALVE, ASSEMBLY Consisting of:—	1	—	—	S.21
5W/328	AED.200152	ACTUATOR , type 200, Mk. 1	1	—	A	
5W/340	†	BRACKET , mounting, c/w label	1	—	B	
27Q/780	DOWTY C.408/Mk.R	VALVE , (Pre-Mod. 3937)	1	—	A	
27QM/70282	DOWTY 408Y/Mk.BR	VALVE (Mod. 3937)	1	—	A	
30A/9148334	†	WIRE , locking, 24 SWG	QR	—	C	
5260	EEAS.143/5H	CLIP , pipe, single, ¹ / ₄ " o/d., bonding	8	L.72	C	S.22
5258	EEAS.143/6H	CLIP , pipe, single, ¹ / ₄ " o/d., bonding	2	L.72	C	S.22
5348	EEAS.143/8H	CLIP , pipe, single, ³ / ₈ " o/d., bonding	7	L.72	C	S.22
5544	EEAS.143/21H	CLIP , pipe, single, ¹ / ₂ " o/d., bonding	2	L.72	C	S.22
5521	EEAS.143/24H	CLIP , pipe, single, ³ / ₄ " o/d., bonding	1	L.72	C	S.22
5944	E.B.73.65	PIPE , assembly, from tee in pressure line to non-return valve at bomb door selector unit	1	DTD.323	C	S.21

SERVICES
HYDRAULIC EQUIPMENT IN CENTRE FUSELAGE

Ref. No.	Part No.	1	2	3	4	5	6	Description	No. Off	Matl Spec.	Cl. of Equip.	Plate No.
											M.R.	
												L.M.
5945	E.B6.73.67							PIPE, assembly, from supply tee joint to undercarriage selector non-return valve	1	DTD.323	C	S.21
5946	E.B6.73.69							PIPE, assembly, from tee cone aft of frame 14 to undercarriage and bomb door selector tee, hand pump, pressure line	1	DTD.323	C	S.21
5947	E.B6.73.73							PIPE, assembly, from bomb door selector to cone union body aft of frame 19	1	DTD.323	C	S.21
16505	E.B6.73.121							PIPE, assembly, from selector to undercarriage door jack tee, "up" line	1	DTD.323	C	S.21
1699	E.A3.73.333							PIPE, assembly, from undercarriage selector to thermal relief tee, nosewheel "up" line	1	DTD.323	C	S.21
16506	E.B6.73.123							PIPE, assembly, from undercarriage selector unit to door jack, junction tee, "down" line	1	DTD.323	C	S.21
775	E.A3.73.337							PIPE, assembly, from undercarriage selector to thermal relief valve tee, nosewheel, "down" line	1	DTD.323	C	S.21
776	E.A3.73.339							PIPE, assembly, from bomb door selector to forward bomb door jack thermal relief valve coupling, tee, "closed" line	1	DTD.323	C	S.21
778	E.A3.73.343							PIPE, assembly, from bomb door selector to forward bomb door jack thermal relief valve coupling tee, "open" line	1	DTD.323	C	S.21
16507	E.B6.73.125							PIPE, assembly, from bomb door selector to rear bomb door jack "open" line coupling, between 12 and 13	1	DTD.323	C	S.21
780	E.A3.73.347							PIPE, assembly, from bomb door selector to rear coupling for hand pump in return line	1	L.56	C	S.21
12124	E.B6.73.149							PIPE, assembly, between bomb door selector unit and undercarriage selector tee	1	DTD.323	C	S.21
781	E.A3.73.349							PIPE, assembly, between undercarriage bomb door selector tee coupling reservoir return line	1	L.56	C	S.21
782	E.A3.73.351							PIPE, assembly, from bomb door selector to tee coupling at frame 15 on reservoir return line	1	L.56	C	S.21
783	E.A3.73.353							PIPE, assembly, from bomb door selector to tee in reservoir return line	1	L.56	C	S.21
1701	E.A3.73.355							PIPE, assembly, from coupling aft of frame 15 to coupling aft of frame 19, hydraulic port brake	1	DTD.323	C	S.21
5259	EEAS.21/2ERH							WASHER, special	17	L.72	C	S.22

SERVICES
HYDRAULIC EQUIPMENT IN CENTRE FUSELAGE

Ref. No.	Part No.	Description	No. Off	Matl Spec.	Cl. of Equip.	Plate No.
					M.R. L.M.	
		1 2 3 4 5 6				
	E.A3.73.399	MOUNTING OF ROTARY CONTROL VALVE AND ACTUATOR FOR WING FLAPS, ASSEMBLY Spares for:—	—	—	—	
	E.E. CO. LTD. BRADFORD Type 205 Mk. 6	ACTUATOR AND HYDRAULIC VALVE FOR FLAPS, ASSEMBLY Consisting of:—	1	—	—	
5W/328	AED.200152	ACTUATOR , type 200, Mk. 1	1	—	A	
5W/339	†	BRACKET , mounting, c/w label	1	—	C	
	DOWTY	VALVE (Pre-Mod. 3937)	1	—	A	
27QM/781	C.408Y/Mk.L DOWTY	VALVE (Mod. 3937)	1	—	A	
27QM/70280	408Y/Mk.BL	WIRE , locking, 24 SWG	QR	—	C	
30A/9148334	†	CLIP , pipe, double, 3/8" o/d.	1	L.72	C	S.22
5526	EEAS.91/3	CLIP , pipe, single, 3/8" o/d., bonding	20	L.72	C	S.22
5348	EEAS.143/8H	PIPE , assembly, from selector to running coupling aft of frame 18, flaps "up" line	1	DTD.323	C	S.21
784	E.A3.73.423	PIPE , assembly, from selector to running coupling aft of frame 18, flaps "down" line	1	DTD.323	C	S.21
785	E.A3.73.425	PIPE , assembly, connecting port and starboard undercarriage door jacks, "closed" line	1	DTD.323	C	S.21
1718	E.A3.73.427	PIPE , assembly, from flap selector to air brake tee in reservoir, return line	1	DTD.323	C	S.21
1721	E.A3.73.429	PIPE , assembly, from flap selector tee to joint in reservoir, return line	1	L.56	C	S.21
788	E.A3.73.431	PIPE , assembly, from flap selector tee flap and air brake tee in reservoir, return line	1	L.56	C	S.21
786	E.A3.73.433	PIPE , assembly, from air brake selector tee to flap selector, non-return valve	1	DTD.323	C	S.21
787	E.A3.73.437	PIPE , assembly, air brake selector pressure line	1	DTD.323	C	S.21
1720	E.A3.73.439	PIPE , assembly, from air brake selector tee to air brake flap selector tee in reservoir, return line	1	L.56	C	S.21
3495	E.A3.73.645	WASHER , special	23	L.72	C	S.22
5259	EEAS.21/2ERH	MOUNTING OF ROTARY CONTROL VALVE AND ACTUATOR, FOR AIR BRAKES, ASSEMBLY Spares for:—	—	—	—	
	E.B6.73.163	ACTUATOR AND HYDRAULIC VALVE FOR AIR BRAKES, ASSEMBLY Consisting of:—	1	—	—	S.21
	E.E. CO. LTD. BRADFORD Type 217 Mk. 1	ACTUATOR , type 200, Mk. 1	1	—	A	
5W/328	AED.200152	BRACKET , mounting	1	—	C	
5W/342	†					

SERVICES
HYDRAULIC EQUIPMENT IN CENTRE FUSELAGE

Ref. No.	Part No.	1	2	3	4	5	6	Description	No. Off	Matl Spec.	Cl. of Equip.	Plate No.
											M.R. L.M.	
27QM/781	DOWTY C.408Y/Mk.L							VALVE (Pre-Mod. 3937)	1	—	A	
27QM/70280	DOWTY 408Y/Mk.BL							VALVE (Mod. 3937)	1	—	A	
30A/9148334	†							WIRE, locking, 24 SWG	QR	—	C	
829	E.A1.73.181							CLIP, special, for thermal relief valve mounting at frame 19 (Mod. 1266)	2	—	C	S.21
5260	EEAS.143/5H							CLIP, pipe, single, 3/8" o/d., bonding	10	L.72	C	S.22
5258	EEAS.143/6H							CLIP, pipe, single, 1/4" o/d., bonding	2	L.72	C	S.22
5348	EEAS.143/8H							CLIP, pipe, single, 3/8" o/d., bonding	17	L.72	C	S.22
12052	E.B6.73.117							PIPE, assembly, transverse, from coupling at centre line of aircraft to coupling forward of frame 20, starboard, undercarriage "down" line	1	DTD.323	C	S.21
12053	E.B6.73.119							PIPE, assembly, transverse, from undercarriage actuator tee to mounting coupling at centre line of aircraft "down" line	1	DTD.323	C	S.21
15146	E.B6.73.147							PIPE, assembly, from air brake selector to flow divider and thermal relief valve coupling tee return line	1	DTD.323	C	S.21
845	E.A3.73.467							PIPE, assembly, from air brake selector to 4-way piece forward of frame 19, return line	1	L.56	C	S.21
846	E.A3.73.469							PIPE, assembly, from air brake thermal relief valve to 4-way piece forward of frame 19, return line	1	DTD.323	C	S.21
847	E.A3.73.471							PIPE, assembly, from thermal relief valve to junction tee aft of frame 19	1	DTD.323	C	S.21
848	E.A3.73.473							PIPE, assembly, from thermal relief valve to coupling tee in return line	1	DTD.323	C	S.21
849	E.A3.73.475							PIPE, assembly, from air brake selector tee to thermal relief valve in reservoir return line	1	DTD.323	C	S.21
15142	E.B6.73.135							PIPE, assembly, from air brake actuator to solenoid operated valve and non-return valve, and non-return valve tee, forward of main spar pressure line	1	DTD.323	C	S.21
15144	E.B6.73.137							PIPE, assembly, from air brake thermal relief valve to junction tee forward of main spar, return line	1	DTD.323	C	S.21
5259	EEAS.21/2ERH							WASHER, special	38	L.72	C	S.22
	E.B6.73.7							PIPES, HYDRAULIC, BETWEEN FRAMES 20 AND 21, ASSEMBLY Spares for:—	—	—	—	
5260	EEAS.143/5H							CLIP, pipe, 3/8" o/d., bonding	21	L.72	C	S.22
5258	EEAS.143/6H							CLIP, pipe, 1/4" o/d., bonding	23	L.72	C	S.22
5348	EEAS.143/8H							CLIP, 3/8" o/d., bonding	10	L.72	C	S.22
806	E.A1.73.177							COUPLING, tee special, 3/8" x 3/8" x 3/8"	2	DTD.683	C	
6520	E.A6.73.65							FAIRLEAD	2	LFS.21	C	S.21

SERVICES
HYDRAULIC EQUIPMENT IN CENTRE FUSELAGE

Ref. No.	Part No.							Description	No. Off	Matl Spec.	Cl. of Equip. M.R. L.M.	Plate No.
		1	2	3	4	5	6					
12051	E.B6.73.85							PIPE, assembly, from coupling forward of main spar to starboard wing coupling, wheel brake pressure line	1	DTD.323	C	S.21
15137	E.B6.73.115							PIPE, assembly, from coupling forward of frame 20, to starboard wing connection, undercarriage "down" pressure line	1	DTD.323	C	S.21
15138	E.B6.73.127							PIPE, assembly, from tee forward of frame 20 to port wing connection, undercarriage pressure line	1	DTD.323	C	S.21
15139	EB6.73.129							PIPE, assembly, T.R.V. tee forward of main spar to air brake flow divider aft of spar return line	1	DTD.323	C	S.22
15140	E.B6.73.131							PIPE, assembly, from coupling forward of main spar to coupling forward of frame 20, starboard wheel brake line	1	DTD.323	C	S.21
15141	E.B6.73.133							PIPE, assembly, from solenoid cock and T.R.V. tee to flow divider, air brake jack line	1	DTD.323	C	S.22
12006	E.B6.73.145							PIPE, assembly, from coupling forward of frame 20, to port wing coupling wheel brake return line	1	DTD.323	C	S.21
12008	E.B6.73.153							PIPE, assembly, from solenoid cock to non-return valve tee aft of frame 20	1	DTD.323	C	S.21
12009	E.B6.73.155							PIPE, assembly, from solenoid cock tee to non-return valve aft of frame 20	1	DTD.323	C	S.21
12010	E.B6.73.157							PIPE, assembly, from thermal relief valve tee to non-return valve aft of frame 20	1	DTD.323	C	S.21
12011	E.B6.73.159							PIPE, assembly, from thermal relief valve to valve tee forward of main spar	1	DTD.323	C	S.21
12012	E.B6.73.161							PIPE, assembly, from solenoid cock to thermal relief valve forward of main spar	1	DTD.323	C	S.21
4515	E.A3.73.653							PIPE, assembly, from coupling forward of frame 20, to starboard wing connection thermal relief valve return line	1	DTD.323	C	S.21
4516	E.A3.73.655							PIPE, assembly, from coupling forward of frame 20, to port wing connection thermal relief valve return line	1	DTD.323	C	S.21
5259	EEAS.21/2ERH							WASHER, type D	63	L.72	C	S.22
	E.B6.73.9							PIPES, HYDRAULIC, BETWEEN FRAMES 12 AND 13, PORT SIDE, ASSEMBLY Spares for:—	—	—	—	
835	E.A1.70.61							CLAMP, pipe, at accumulator door frame ...	1	LFS.21	C	S.21
1536	E.A1.73.325							CLAMP, pipe, at frame 13, bulkhead	1	LFS.21	C	S.21
841	E.A1.73.257							CLAMP, pipe, at frame 13, bulkhead	1	LFS.21	C	S.21
5260	EEAS.143/5H							CLIP, pipe, single, 3/8" o/d., bonding	2	L.72	C	S.22
5258	EEAS.143/6H							CLIP, pipe, single, 1/2" o/d., bonding	7	L.72	C	S.22
5521	EEAS.143/24H							CLIP, pipe, single, 3/4" o/d., bonding	7	L.72	C	S.22
1880	EEAS.91/1							CLIP, pipe, double, 1/2" o/d.	2	L.16	C	S.22

**SERVICES
HYDRAULIC EQUIPMENT IN CENTRE FUSELAGE**

Ref. No.	Part No.	Description	No. off	Matl. Spec.	Cl. of Equip.	Plate No.
					M.R. L.M.	
		1 2 3 4 5 6				
7770	E.A1.73.129	MOUNTING, VOKES, FILTER ON FRAME 13, BULKHEAD, GROUP	1	—	B	
		Spares for:—				
1498	E.A1.73.377	ADAPTOR , engine suction line pipe to filter ...	2	DTD.683	C	
3393	E.A1.73.393	CLIP , filter, mounting	1	L.72	C	
1692	E.A3.73.223	PIPE , assembly, from tee connection to hydraulic brake air pressure gauge at frame 13	1	DTD.323	C	S.21
837	E.A1.73.331	PIPE , assembly, from selector to running coupling in nosewheel "up" line	1	DTD.323	C	S.21
838	E.A1.73.333	PIPE , assembly, from selector to running coupling in nosewheel "down" line	1	DTD.323	C	S.21
840	E.A1.73.337	PIPE , assembly, branch from tee to nosewheel selector seal hand pump pressure line	1	DTD.323	C	S.21
1693	E.A3.73.417	PIPE , assembly, from tee connection to compressed air charging valve hydraulic brake accumulator	1	DTD.323	C	S.21
1694	E.A3.73.419	PIPE , assembly, from coupling at frame 12B to coupling aft of frame 15 port brake	1	DTD.323	C	S.21
1695	E.A3.73.421	PIPE , assembly, from coupling aft of frame 12B to coupling aft of frame 19	1	DTD.323	C	S.21
1609	E.A3.73.233	PIPE , assembly, air, from brake accumulator on frame 12 to air pressure gauge and charging valve tee	1	DTD.323	C	S.21
21854	E.A9.73.651	PIPE , assembly, from connection at frame 13 to vokes filter	1	L.56	C	S.21
2014	E.A3.73.625	PIPE , assembly, from vokes filter to connection at transport joint	1	L.56	C	S.21
3094	E.A3.73.637	PIPE , assembly, from non-return valve tee to nose-wheel selector tee, hand pump pressure line	1	DTD.323	C	S.21
5949	E.A3.73.787	PIPE , assembly, pressure gauge, from coupling aft of frame 12 to coupling aft of frame 14	1	DTD.323	C	S.21
981	EEAS.20/2DR	TAB , locking, 20 SWG	2	L.72	C	S.22
5259	EEAS.21/2ERH	WASHER , special	21	L.72	C	S.22
	E.B6.73.11	PIPES, HYDRAULIC, BETWEEN FRAMES 13 AND 14 AND FOR FRONT BOMB DOOR JACK, ASSEMBLY	—	—	—	
		Spares for:—				
829	E.A1.73.181	CLIP , pipe, flexible (Pre-Mod. 2121)	2	—	C	
5348	EEAS.143/8H	CLIP , pipe, single, 3/8" o/d., bonding	1	L.72	C	S.22
5349	E.A1.73.323	FAIRLEAD , (Pre-Mod. 2121)	2	LFS.21	C	
	—	PIPES, SPIRAL, BOMB DOOR JACKS, ASSEMBLY (MOD. 2121) (E.B6.73.253)	—	—	—	
		Spares for:—				
26488	E.B6.73.613	FAIRLEAD	2	LFS.21	C	S.21
27578	E.B6.73.619	PIECE , distance (as required)	1	—	C	
26484	E.B6.73.605	PIPE , assembly, coiled, front bomb door operating jack "closed" line	1	DTD.323	C	S.21

**SERVICES
HYDRAULIC EQUIPMENT IN CENTRE FUSELAGE**

Ref. No.	Part No.	Description	No. off	Matl. Spec.	Cl. of Equip.	Plate No.
					M.R. L.M.	
		1 2 3 4 5 6				
26485	E.B6.73.607	PIPE, assembly, coiled, front bomb door operating jack "open" line	1	DTD.323	C	S.21
26494	EEAS.21/9BRH	WASHER, special, bonding	3	L.72	C	
1697	E.A3.73.411	PIPE, assembly, from coupling at frame 13 to operating jack, front bomb door "closed" connection	1	DTD.323	C	S.21
1698	E.A3.73.413	PIPE, assembly, from coupling at frame 13 to operating jack front bomb door "open" connection	1	DTD.323	C	S.21
5259	EEAS.21/2ERH	WASHER, special	1	L.72	C	S.22
	E.B6.73.13	PIPES, HYDRAULIC, BETWEEN FRAMES 14 AND 15, ASSEMBLY Spares for:—	—	—	—	
829	E.A1.73.181	CLIP, thermal relief valve mounting (Mod. 1266)	4	—	C	S.21
5260	EEAS.143/5H	CLIP, pipe, single, $\frac{3}{8}$ " o/d., bonding	4	L.72	C	S.22
5258	EEAS.143/6H	CLIP, pipe, single, $\frac{1}{2}$ " o/d., bonding	3	L.72	C	S.22
5348	EEAS.143/8H	CLIP, pipe, single, $\frac{3}{8}$ " o/d., bonding	6	L.72	C	S.22
5544	EEAS.143/21H	CLIP, pipe, single, $\frac{1}{2}$ " o/d., bonding	2	L.72	C	S.22
5521	EEAS.143/24H	CLIP, pipe, single, $\frac{3}{4}$ " o/d., bonding	1	L.72	C	S.22
806	E.A1.73.177	COUPLING, special, pipe tee at thermal relief valve pipe junction with bomb door jack line	2	DTD.683	C	
7764	E.A3.73.593	FAIRLEAD, between frames 14 and 15	1	—	C	
1987	E.A1.73.339	PIPE, assembly, from nosewheel rotary control valve to tee cone aft of frame 14, hand pump pressure line	1	DTD.323	C	S.21
1988	E.A1.73.343	PIPE, assembly, from thermal relief valve tee to selector nosewheel "up" connection	1	DTD.323	C	S.21
1989	E.A1.73.345	PIPE, assembly, from thermal relief valve tee to selector, nosewheel "down" connection	1	DTD.323	C	S.21
808	E.A1.73.347	PIPE, assembly, from aft thermal relief valve to tee cone aft of frame 14, port	1	DTD.323	C	S.21
809	E.A1.73.349	PIPE, assembly, from forward thermal relief valve to tee cone aft of frame 14, port	1	DTD.323	C	S.21
1990	E.A1.73.351	PIPE, assembly, from thermal relief valve tee union body, forward of frame 13 bomb door "open" line	1	DTD.323	C	S.21
1991	E.A1.73.353	PIPE, assembly, from thermal relief valve tee to union body, forward of frame 13 bomb door "closed" line	1	DTD.323	C	S.21
810	E.A1.73.355	PIPE, assembly, from forward thermal relief valve to tee piece aft of frame 14, starboard	1	DTD.323	C	S.21
811	E.A1.73.357	PIPE, assembly, from forward thermal relief valve to tee piece aft of frame 14, starboard	1	DTD.323	C	S.21

**SERVICES
HYDRAULIC EQUIPMENT IN CENTRE FUSELAGE**

Ref. No.	Part No.	1	2	3	4	5	6	Description	No. off	Matl. Spec.	Cl. of Equip.	Plate No.
											M.R.	
												L.M.
813	E.A1.73.361							PIPE, assembly, from 4-way connection to under-carriage selector tee in reservoir return line	1	L.56	C	S.21
814	E.A1.73.363							PIPE, assembly, from nosewheel "down" thermal relief valve to junction tee	1	DTD.323	C	S.21
815	E.A1.73.365							PIPE, assembly, from nosewheel "up" thermal relief valve to junction tee	1	DTD.323	C	S.21
816	E.A1.73.367							PIPE, assembly, from nosewheel thermal relief valve tee to 4-way connection	1	DTD.323	C	S.21
817	E.A1.73.369							PIPE, assembly, forward bomb door jack thermal relief valves inter-connection	1	DTD.323	C	S.21
818	E.A1.73.371							PIPE, assembly, from forward bomb door jack thermal relief connection tee to thermal relief valve doors "closed" line	1	DTD.323	C	S.21
819	E.A1.73.373							PIPE, assembly, from 4-way connection to forward bomb dor jack thermal relief valves tee	1	DTD.323	C	S.21
1992	E.A1.73.375							PIPE, assembly, from tee at frame 15 to running coupling at frame 12, reservoir return line	1	L.56	C	S.21
5950	E.A3.73.777							PIPE, assembly, from coupling forward of frame 15 to gauge relay	1	DTD.323	C	S.21
5259	EEAS.21/2ERH							WASHER, special	22	L.72	C	S.22
	E.B6.73.17							PIPES, HYDRAULIC, BETWEEN FRAMES 16 AND 17, PORT AND STARBOARD, ASSEMBLY	—	—	—	
								Spares for:—				
5522	EEAS.91/3							CLIP, pipe, double, 3/8" o/d., bonding	1	L.72	C	
5348	EEAS.143/8H							CLIP, pipe, single, 3/8" o/d., bonding	13	L.72	C	S.22
5543	EEAS.143/10H							CLIP, pipe, single, 1/2" o/d., bonding	1	L.72	C	
5523	EEAS.143/23H							CLIP, pipe, single, 5/8" o/d., bonding	11	L.72	C	S.22
30965	E.A3.73.915							COUPLING, pipe (Mod. 2558-2645)	3	S.91	C	S.21
16510	E.B6.73.197							FAIRLEAD, on fuselage, for pipe entry to starboard wing	1	LFS.21	C	S.21
16511	E.B6.73.199							FAIRLEAD, for pipes at starboard side between frames 16 and 17	2	LFS.21	C	S.21
16512	E.B6.73.203							FAIRLEAD, for suction and delivery pipes entry to wing	1	—	C	S.21
21853	E.A9.73.649							PIPES, assembly, from engine driven pump tee connection on suction line to connection at frame 13	1	L.56	C	S.21
5952	E.B6.73.75							PIPE, assembly, from selector and non-return valve to bomb door rotary control valve pressure line	1	DTD.323	C	S.21
6999	E.B6.73.189							PIPE, assembly, from coupling aft of frame 16 to running coupling in port engine driven pump suction line	1	DTD.323	C	S.21

SERVICES
HYDRAULIC EQUIPMENT IN CENTRE FUSELAGE

Ref. No.	Part No.	1	2	3	4	5	6	Description	No. off	Matl. Spec.	Cl. of Equip.		Plate No.
											M.R.	L.M.	
30975	E.A4.73.265							PIPE, assembly, from running coupling in port wing, to running coupling aft of frame 16, engine driven pump delivery line (Mod. 2558-2645)	1	DTD.743	C		S.21
5955	E.B6.73.93							PIPE, assembly, from running coupling aft of frame 16, to running coupling at wing rib 1, starboard engine driven pump suction line	1	L.56	C		S.21
30977	E.A4.73.271							PIPE, assembly, between running coupling aft of frame 16 and coupling at rib 1, in starboard wing leading edge, port engine driven pump, delivery line (Mod. 2558-2645)	1	DTD.743	C		S.21
5957	E.B6.73.97							PIPE, assembly, from non-return valve in starboard wing, between fuselage and rib 1, to junction tee in fuselage aft of frame 16 pressure line	1	DTD.323	C		S.21
5958	E.B6.73.99							PIPE, assembly, from fuselage tee aft of frame 16, to coupling in starboard wing leading edge return line	1	DTD.323	C		S.21
792	E.A3.73.375							PIPE, assembly, between running couplings aft of frame 16, engine driven pump suction line	1	L.56	C		S.21
30955	E.A3.73.913							PIPE, assembly, between running couplings aft of frame 16, to port wing engine driven pump delivery line (Mod. 2558-2645)	1	DTD.743	C		S.21
794	E.A3.73.383							PIPE, assembly, from engine driven pump suction line tee to coupling at frame 16	1	L.56	C		S.21
30957	E.A3.73.911							PIPE, assembly, between running couplings aft of frame 16 in port engine driven pump delivery line (Mod. 2558-2645)	1	DTD.743	C		S.21
801	E.A3.73.499							PIPE, assembly, from engine driven pump supply tee to running joint aft of frame 16, starboard engine driven pump suction line	1	L.56	C		S.21
3661	E.A3.73.703							PIPE, assembly, from pressure line tee to ground/flight and relay gauge tee	1	DTD.323	C		S.21
3663	E.A3.73.705							PIPE, assembly, from relay gauge tee to ground/flight selector non-return valve pressure line	1	DTD.323	C		S.21
12050	E.B6.73.141							PIPE, assembly, from cut-out valve tee to non-return valve, between frames 15 and 16 return line	1	L.56	C		S.21
5959	E.A3.73.779							PIPE, assembly, from ground/flight selector to relay gauge tee	1	DTD.323	C		S.21
5960	E.A3.73.811							PIPE, assembly, from ground/flight selector tee to relay gauge	1	DTD.323	C		S.21
16508	E.B6.73.143							PIPE, assembly, from ground/flight selector and non-return valve tee to relay gauge tee	1	DTD.323	C		S.21

**SERVICES
HYDRAULIC EQUIPMENT IN CENTRE FUSELAGE**

Ref. No.	Part No.	Description 1 2 3 4 5 6	No. off	Matl. Spec.	Cl. of Equip.	Plate No.
					M.R. L.M.	
803	E.A1.73.249	TEE, special, pipe, coupling in engine driven pump suction line	1	DTD.683	C	S.21
5259	EEAS.21/2ERH	WASHER, special	55	L.72	C	S.22
	E.B6.73.19	PIPES, HYDRAULIC, BETWEEN FRAMES 17 AND 18, PORT, ASSEMBLY Spares for:—	—	—	—	—
5348	EEAS.143/8H	CLIP, pipe, single, 3/8" o/d. bonding	2	L.72	C	S.22
804	E.A3.73.479	PIPE, assembly, from undercarriage selector tee to undercarriage door jack flexible hose door "up" line	1	DTD.323	C	S.21
980	EEAS.20/1DR	TAB, locking, 20 SWG	1	L.72	C	
5259	EEAS.21/2ERH	WASHER, special	3	L.72	C	S.22
	E.B6.73.21	PIPES, HYDRAULIC, BETWEEN FRAMES 18 AND 19, ASSEMBLY Spares for:—	—	—	—	—
5258	EEAS.143/6H	CLIP, pipe, single, 1/4" o/d., bonding	9	L.72	C	S.22
5348	EEAS.143/8H	CLIP, pipe, single, 3/8" o/d., bonding	5	L.72	C	S.22
5259	EEAS.21/2ERH	WASHER, special	22	L.72	C	S.22
	E.B6.73.171	PIPES, HYDRAULIC, BETWEEN FRAMES 15 AND 16, STARBOARD, ASSEMBLY Spares for:—	—	—	—	—
2446	E.A3.73.221	BRACKET, relay valve mounting	1	T.45	C	
5348	EEAS.143/8H	CLIP, pipe, single, 3/8" o/d., bonding	1	L.72	C	S.22
5544	EEAS.143/21H	CLIP, pipe, single, 1/2" o/d., bonding	3	L.72	C	S.22
5521	EEAS.143/24H	CLIP, pipe, single, 3/4" o/d., bonding	2	L.72	C	S.22
15145	E.B6.73.139	PIPE, assembly, from non-return valve between frames 15 and 16 to bomb door selector tee return line	1	L.56	C	S.21
5259	EEAS.21/2ERH	WASHER, special	10	L.72	C	S.22
	E.A3.73.395	PIPES, HYDRAULIC, BETWEEN FRAMES 27 AND 28, ASSEMBLY Spares for:—	—	—	—	—
5258	EEAS.143/6H	CLIP, pipe, single, 1/4" o/d., bonding	12	L.72	C	S.22
828	E.A1.73.205	FAIRLEAD, at pipe entry to wing forward of frame 28, flaps "up" and "down", port and starboard	2	LFS.21	C	S.22
2003	E.A3.73.513	PIPE, assembly, from flaps "down" supply line tee to running coupling between wing ribs 1 and 2, starboard	1	DTD.323	C	S.22
2004	E.A3.73.515	PIPE, assembly, from flaps "down" supply line tee to running coupling between wing ribs 1 and 2, port	1	DTD.323	C	S.22
2005	E.A3.73.517	PIPE, assembly, from flaps "up" supply line tee to running coupling between wing ribs 1 and 2, starboard	1	DTD.323	C	S.22
2006	E.A3.73.519	PIPE, assembly, from flaps "up" supply line tee to running coupling, between wing ribs 1 and 2, port	1	DTD.323	C	S.22
5259	EEAS.21/2ERH	WASHER, special	16	L.72	C	S.22

**SERVICES
HYDRAULIC EQUIPMENT IN CENTRE FUSELAGE**

Ref. No.	Part No.	Description 1 2 3 4 5 6	No. off	Matl. Spec.	Cl. of Equip.	Plate No.
					M.R. L.M.	
	E.B6.73.165	PIPES, HYDRAULIC, AT REAR BOMB BAY DOOR OPERATING JACK, ASSEMBLY	—	—	—	
5348	EEAS.143/8H	Spares for:— CLIP , pipe, single, $\frac{3}{8}$ " o/d., bonding	9	L.72	C	S.22
	—	PIPES, SPIRAL BOMB DOOR JACKS, ASSEMBLY (MOD.2121) (E.B6.73.253)	—	—	—	
		Spares for:—				
26486	E.B6.73.609	ADAPTOR , assembly	1	—	C	
26488	E.B6.73.613	FAIRLEAD	1	LFS.21	C	S.21
26482	E.B6.73.601	PIPE , assembly, coiled, rear bomb door operating jack "open" line	1	DTD.323	C	S.22
33022	E.B6.73.625	PIPE , assembly, coiled, rear bomb door operating jack "closed" line (Mod. 3507)	1	DTD.323	C	S.22
26494	EEAS.21/9BRH E.B6.73.621	WASHER , special, bonding PIPE , assembly, from running coupling aft of frame 28, to rear bomb door operating jack flexible coupling "closed" line	3 1	L.72 DTD.323	C C	S.22
	E.B6.73.623	PIPE , assembly, from running coupling aft of frame 28, to rear bomb door operating jack flexible coupling "open" line	1	DTD.323	C	S.22
5259	EEAS.21/2ERH	WASHER , special	10	L.72	C	S.22
	E.A3.73.404	PIPES, HYDRAULIC, BETWEEN FRAMES 17 AND 18, STARBOARD, ASSEMBLY	—	—	—	
		Spares for:—				
5526	EEAS.91/3	CLIP , pipe, double, $\frac{3}{8}$ " o/d.	2	L.72	C	S.22
5348	EEAS.143/8H	CLIP , pipe, single, $\frac{3}{8}$ " o/d., bonding	4	L.72	C	S.22
19875	E.B6.73.187	PIPE , assembly, between tee pieces forward and aft of frame 17, flaps return line (Mod. 1014)	1	L.72	C	S.21
980	EEAS.20/1DR	TAB , locking	1	L.72	C	
5259	EEAS.21/2ERH	WASHER , special	7	L.72	C	S.22
	E.A3.73.405	PIPES, HYDRAULIC, BETWEEN FRAMES 18 AND 19, ASSEMBLY	—	—	—	
		Spares for:—				
829	E.A1.73.181	CLIP , special, thermal relief valve (Mod. 1266) ...	1	—	C	S.21
805	E.A1.73.175	CLIP , special, pressure relief valve	2	—	C	S.21
4965	EEAS.143/5	CLIP , pipe, single, $\frac{3}{8}$ " o/d.	4	L.72	C	
5258	EEAS.143/6H	CLIP , pipe, single, $\frac{1}{4}$ " o/d., bonding	2	L.72	C	S.22
5348	EEAS.143/8H	CLIP , pipe, single, $\frac{3}{8}$ " o/d., bonding	6	L.72	C	S.22
820	E.A3.73.443	PIPE , assembly, from reducing cone aft of frame 18, to restrictor valve, wing flaps "down" line	1	DTD.323	C	S.21
821	E.A3.73.445	PIPE , assembly, from restrictor valve to tee at frame 19, wing flaps "down" line	1	DTD.323	C	S.21
1997	E.A3.73.447	PIPE , assembly, from restrictor and pressure reducing valve tee at frame 19, to flap operating jacks supply tee	1	DTD.323	C	S.21
822	E.A3.73.449	PIPE , assembly, from pressure relief valve to flap, "down" line tee	1	DTD.323	C	S.21

**SERVICES
HYDRAULIC EQUIPMENT IN CENTRE FUSELAGE**

Ref. No.	Part No.	Description	No. off	Matl. Spec.	Cl. of Equip.	Plate No.
					M.R. L.M.	
823	E.A3.73.451	PIPE, assembly, from reducing cone aft of frame 18 to thermal relief valve tee, flaps "up" line	1	DTD.323	C	S.21
1998	E.A3.73.453	PIPE, assembly, from thermal relief valve tee to jack connection pipe tee aft of frame 27, wing flaps "up" line	1	DTD.323	C	S.21
824	E.A3.73.455	PIPE, assembly, from connecting tee in wing flaps "up" line, to thermal relief valve	1	DTD.323	C	S.21
4518	E.A3.73.657	PIPE, assembly, from air brake selector and air brake thermal relief valve 4-way coupling forward of frame 19, to reducing coupling forward of frame 20, port, return line	1	L.56	C	S.21
4520	E.A3.73.659	PIPE, assembly, from pressure relief valve to thermal relief valve 4-way cone return line	1	L.56	C	S.21
4521	E.A3.73.661	PIPE, assembly, from pressure relief valve and thermal relief valve tee, to flap selector tee reservoir return line	1	L.56	C	S.21
4517	E.A3.73.663	PIPE, assembly, from pressure relief valve 4-way coupling to thermal relief valve	1	DTD.323	C	S.21
4519	E.A3.73.665	PIPE, assembly, from pressure relief valve 4-way coupling to running coupling forward of frame 20, starboard return line	1	DTD.323	C	S.21
5259	EEAS.21/2ERH	WASHER, special	4	L.72	C	S.22
	E.A3.73.407	PIPES, HYDRAULIC, FRAME 19 TO FRAME 28, BOMB BAY, ASSEMBLY Spares for:—	—	—	—	—
1880	EEAS.91/1	CLIP, pipe, double, 1/4" o/d	1	L.72	C	S.22
5526	EEAS.91/3	CLIP, pipe, double, 3/8" o/d.	1	L.72	C	S.22
5258	EEAS.143/6H	CLIP, pipe, single, 1/4" o/d., bonding	20	L.72	C	S.22
5348	EEAS.143/8H	CLIP, pipe, single, 3/8" o/d., bonding	22	L.72	C	S.22
13160	E.B6.73.333	PIPE, assembly, from running joint aft of frame 19, to running joint aft of frame 28, rear bomb door jack door's "open" line (Mod. 715)	1	DTD.323	C	S.21
13162	E.B6.73.335	PIPE, assembly, from running joint aft of frame 19, to running joint aft of frame 28, rear bomb door jack door's "closed" line (Mod. 715)	1	DTD.323	C	S.21
5259	EEAS.21/2ERH	WASHER, special	56	L.72	C	S.22
	E.A3.73.485	PIPES, HYDRAULIC, AIR BRAKE, BETWEEN FRAMES 21 AND 23, ASSEMBLY Spares for:—	—	—	—	—
5258	EEAS.143/6H	CLIP, pipe, single, 1/4" o/d., bonding	17	L.72	C	S.22
5348	EEAS.143/8H	CLIP, pipe, single, 3/8" o/d., bonding	4	L.72	C	S.22
853	E.A3.73.489	PIPE, assembly, from flow divider to first running coupling air brake "on" line, port, forward of frame 22	1	DTD.323	C	S.22

SERVICES
HYDRAULIC EQUIPMENT IN CENTRE FUSELAGE

Ref. No.	Part No.	1	2	3	4	5	6	Description	No. off	Matl. Spec.	Cl. of Equip.	Plate No.
											M.R.	
854	E.A3.73.491							PIPE, assembly, from flow dividers to first running coupling, air brake "off" line, port, forward of frame 22	1	DTD.323	C	S.22
2001	E.A3.73.493							PIPE, assembly, from flow divider to first running coupling, air brake "on" line, starboard, forward of frame 22	1	DTD.323	C	S.22
2002	E.A3.73.495							PIPE, assembly, from flow divider to first running coupling, air brake "off" line, starboard, forward of frame 22	1	DTD.323	C	S.22
981	EEAS.20/2DR							TAB, locking, 20 SWG	8	L.72	C	S.22
5259	EEAS.21/2ERH							WASHER, special	29	L.72	C	S.22
	E.A1.73.113							SELECTOR, NOSEWHEEL, GROUND, ASSEMBLY Spares for:—	—	—	—	
3414	E.A1.73.395							BRACKET, nosewheel selector mounting	1	L.72	C	
3506	E.A1.73.391							LEVER, GROUND SELECTOR, NOSEWHEEL, GROUP Spares for:—	1	—	C	
858	E.A1.73.233							SPRING, tension, 20 SWG	1	—	C	

Pages 115³ to 1166 not issued

SERVICES
HYDRAULIC EQUIPMENT IN CENTRE FUSELAGE

Ref. No.	Part No.	Description	No. off	Matl. Spec.	Cl. of Equip.	Plate No.
					M.R. L.M.	
		1 2 3 4 5 6				
SUMMARY OF STOCK ITEMS USED ON HYDRAULIC EQUIPMENT IN CENTRE FUSELAGE, ASSEMBLY						
28F/8011809	AGS.1104/B	Adaptor, cone	C	
28F/9140971	AGS.1104/C	Adaptor, cone	C	
28F/9439107	AGS.1105/F	Adaptor, union	C	
28F/9129085	AGS.1102/A	Body, cone, union	C	
28F/8011883	AGS.1102/B	Body, cone, union	C	
28F/9471001	AGS.1102/C	Body, cone, union	C	
28F/9877	AGS.1103/E	Body, union	C	
28F/1011798	AGS.1103/F	Body, union	C	
28F/9439766	AGS.1106/C	Body, union	C	
28F/1013402	AGS.1111/B	Body, union, flanged	C	
28F/9423237	AGS.1132/B	Body, banjo	C	
28F/9423243	AGS.1132/F	Body, banjo	C	
28D/1010658	A25/1B	Bolt, 4 BA	C	
28D/1008149	A25/2B	Bolt, 4 BA	C	
28D/9419452	A25/3B	Bolt, 4 BA	C	
28D/1011006	A25/5B	Bolt, 4 BA	C	
28L/1010142	A25/9B	Bolt, 4 BA	C	
28D/9436920	A25/1C	Bolt, 2 BA	C	
28D/9133011	A25/2C	Bolt, 2 BA	C	
28D/9133012	A25/3C	Bolt, 2 BA	C	
28D/1200129	A25/4C	Bolt, 2 BA	C	
28D/9133013	A25/5C	Bolt, 2 BA	C	
28D/1010030	A25/7C	Bolt, 2 BA	C	
28D/9140644	A25/9C	Bolt, 2 BA	C	
28D/9140645	A25/10C	Bolt, 2 BA	C	
28D/9435710	A25/11C	Bolt, 2 BA	C	
28D/9419397	A25/12C	Bolt, 2 BA	C	
28D/9133014	A25/13C	Bolt, 2 BA	C	
28D/9140647	A25/14C	Bolt, 2 BA	C	
28D/1011021	A25/16C	Bolt, 2 BA	C	
28D/1214311	A25/17C	Bolt, 2 BA	C	
28D/1011022	A25/18C	Bolt, 2 BA	C	
28D/1212313	A25/15E	Bolt, 1/4" BSF	C	
28D/12571	A25/21E	Bolt, 1/4" BSF	C	
28D/7002426	A25/1G	Bolt, 1/8" BSF	C	
28D/1212940	A61/2C	Bolt, 2 BA	C	
28D/1212941	A61/3C	Bolt, 2 BA	C	
28F/9423233	AGS.1135/F	Bolt, banjo	C	
28F/12373	AGS.1125/1	Cone, 4-way	C	
28F/9489760	AGS.1125/4	Cone, 4-way	C	
28F/1013599	AGS.1142/A	Nipple, adaptor	C	
28F/8011885	AGS.1142/B	Nipple, adaptor	C	
28F/9439897	AGS.1142/E	Nipple, adaptor	C	
28F/8011897	AGS.1142/F	Nipple, adaptor	C	
28M/9403519	A27/BP	Nut, 4 BA	C	
28M/9403520	A27/CP	Nut, 2 BA	C	
28M/1006473	A27/CT	Nut, 2 BA	C	
28M/1007403	A27/ET	Nut, 1/4" BSF	C	
28M/13324	A29/CP	Nut, 2 BA	C	
28M/1278189	AGS.2001/B/1	Nut, stiff, 4 BA	C	
28M/1278190	AGS.2001/C/1	Nut, stiff, 2 BA	C	

SERVICES
HYDRAULIC EQUIPMENT IN CENTRE FUSELAGE

Ref. No.	Part No.	Description						No. off	Matl. Spec.	Cl. of Equip.	Plate No.
		1	2	3	4	5	6			M.R. L.M.	
28M/12050	AGS.2007/C/3	Nut, stiff, 2 BA			C	
28P/9517006	SP.90/B3	Pin, split, 3/4" dia. x 1/2" long			C	
28F/9128928	AGS.1115/2	Plate, washer			C	
28F/11492	AGS.1115/3	Plate, washer			C	
28F/11736	AGS.1115/5	Plate, washer			C	
28S/1005622	A31/B28	Screw, 2 BA			C	
28F/9428453	AGS.1186/B	Seal, bonded			C	
28F/9429532	AGS.1186/C	Seal, bonded			C	
28F/9428456	AGS.1186/F	Seal, bonded			C	
28F/9434375	AGS.1186/H	Seal, bonded			C	
28F/9128943	AGS.1114/B	Sleeve, flanged, bulkhead			C	
28F/9707349	AGS.1114/C	Sleeve, flanged, bulkhead			C	
28F/9400881	AGS.1118/A	Tee, cone			C	
28F/8011811	AGS.1118/B	Tee, cone			C	
28F/9476124	AGS.1118/C	Tee, cone			C	
28F/9463543	AGS.1120/1	Tee, cone			C	
28F/4051566	AGS.1120/3	Tee, cone			C	
28F/9476127	AGS.1120/5	Tee, cone			C	
28F/9463542	AGS.1120/6	Tee, cone			C	
28F/9489323	AGS.1120/10	Tee, cone			C	
28F/1013401	AGS.1107/A	Union, reducing			C	
28F/10666	AGS.1107/D	Union, reducing			C	
28F/9710	AGS.1107/E	Union, reducing			C	
28W/9419465	SP.13/B	Washer			C	
28W/9419402	SP.13/C	Washer			C	
28W/9419474	SP.15/B	Washer			C	
28W/9419475	SP.15/C	Washer			C	
28W/9416642	SP.47/B	Washer			C	
28W/9416643	SP.47/C	Washer			C	
28W/9416644	SP.47/E	Washer			C	
28W/9416645	SP.47/G	Washer			C	

⁶⁹
Pages 1171 to 1180 not issued

SERVICES
HYDRAULIC EQUIPMENT IN PORT WING

Ref. No.	Part No.	Description	No. Off	Matl. Spec.	Cl. of Equip.	Plate No.
					M, R L, M.	
	E.A6.73.7	HYDRAULIC EQUIPMENT IN PORT WING, ASSEMBLY Consisting of:—	—	—	—	
	—	HYDRAULIC EQUIPMENT CIRCUIT, ASSEMBLY (E.A6.73.283) Spares for:—	—	—	—	
	LOCKHEED AVA.50E	COUPLING, AVERY, ASSEMBLY Consisting of:—	1	—	—	S.12
27BA/8751	AVA.55E	FLANGE, half	1	—	B	
27BA/8769	AVA.62E	NUT, tube	1	—	B	
27BA/8744	AVA.54E	UNION, half	1	—	B	
	LOCKHEED AVA.52C	COUPLING, AVERY, ASSEMBLY Consisting of:—	1	—	—	S.12
27BA/8760	AVA.57C	COUPLING, half, union	1	—	B	
27BA/8762	AVA.58C	FLANGE, half	1	—	B	
27BA/8767	AVA.62C	NUT, tube	1	—	B	
27QM/1833	DOWTY O.7017Y.C01	JACK, operating main undercarriage (Mod. 2380) (For spares see AP.4515B, Vol. 3)	1	—	A	S.12A
27QM/1832	DOWTY O.7016Y.C01	JACK, operating flap (Mod. 2380) (For spares see AP.4515B, Vol. 3)	2	—	A	S.11
27QM/1836	DOWTY O.8246Y.C01	JACK, operating main undercarriage door (Mod. 2379) (For spares see AP.4515B, Vol. 3)	1	—	A	S.12
	E.B6.73.221	JACK, FOR AIR BRAKE, ASSEMBLY (MOD. 1276) Consisting of:—	1	—	—	
27QM/30405	MESSIER J.5076	JACK, assembly (Pre-Mod. 4454) (For spares see AP.4515A, Vol. 3, Part 1, Sect. 2)	1	—	A	S.11
27QM/1446725	DOWTY 103036001	JACK, assembly (Mod. 4454) (For spares see AP.4515B, Vol. 3)	1	—	A	
27QM/30159	or MESSIER 5232	JACK, assembly (Pre-Mod. 4454) (For spares see AP.4515B, Vol. 3)	1	—	A	
27QM/1446726	DOWTY 103035001	JACK, assembly (Mod. 4454) (For spares see AP.4515B, Vol. 3)	1	—	A	
27VA/4028	DUNLOP 2/W3/101/8/8/63	PIPE, flexible, maxaret unit	1	—	C	S.12A
27VA/4029	DUNLOP 2/W3/101/8/10/30	PIPE, flexible, maxaret unit	1	—	C	S.12
27VA/3617	DUNLOP 4/W3/101/8/8/14	PIPE, flexible, undercarriage door, "open" line ...	1	—	C	S.12
27VA/3618	DUNLOP 4/W3/101/8/8/18	PIPE, flexible, undercarriage door "closed" line	1	—	C	S.12

SERVICES
HYDRAULIC EQUIPMENT IN PORT WING

Ref. No.	Part No.	Description	No. Off	Matl. Spec.	Cl. of Equip.	Plate No.
					M.R. L.M.	
27VA/3621	DUNLOP 4/W3/101/8/8/63	PIPE, flexible, hydraulic brake	1	—	C	S.12A
27VA/4287	DUNLOP 4/W3/101/8/10/ 2:65	PIPE, flexible, hydraulic brake	1	—	C	S.12A
27VA/3624	DUNLOP 6/W3/101/8/8/18	PIPE, flexible, undercarriage "up" line	1	—	C	S.12A
27VA/3625	DUNLOP 6/W3/101/8/8/25	PIPE, flexible, undercarriage "down" line	1	—	C	S.12A
27VA/5298	DUNLOP 6/W3/102/8/10/40	PIPE, flexible, engine driven pump delivery line (Pre-Mod. 2150)	1	—	C	
27VA/5302	DUNLOP 6/W3/102/8/10/42	PIPE, flexible, engine driven pump delivery line (Mod. 2150)	1	—	C	S.12
27VA/3659	DUNLOP 10/W3/121/8/10/40	PIPE, flexible, engine driven pump, suction line	1	—	C	
37J/264	LOCKHEED AIR.41000	PUMP, engine driven (Pre-Mod. 2335) (For spares see AP.4515N, Vol. 3)	1	—	A	
37J/266	LOCKHEED AIR.68000	PUMP, engine driven (Mod. 2335)	1	—	A	S.12
27QM/1216	DOWTY C.4603Y Mk.E	VALVE, thermal relief (Mod. 1266)	2	—	A	S.11 S.12A
27QM/1961	DOWTY C.8697Y Mk.A	VALVE, thermal relief (Mod. 3749)	1	—	A	S.12A
27QM/775	DOWTY D.410Y/K	VALVE, sequence, undercarriage door	1	—	A	S.11
27QM/776	DOWTY D.401Y/L	VALVE, sequence, undercarriage	1	—	A	S.12
27QM/919	DOWTY D.3371Y Mk.E	VALVE, restrictor (Pre-Mod. 3937)	1	—	A	
27QM/70289	DOWTY O.3371Y.B01	VALVE, restrictor (Mod. 3937)	1	—	A	S.12
27QM/1152	DOWTY C.6790Y Mk.A	VALVE, transfer, undercarriage (For spares see AP.4515B, Vol. 3)	1	—	A	S.12A
27QM/1506	DOWTY 6209Y	VALVE, restrictor, undercarriage door jack (Mod. 1433) (Pre-Mod. 3937)	1	—	A	
27QM/70291	DOWTY O.6209Y.B01	VALVE, restrictor, undercarriage door jack (Mod. 3937)	1	—	A	S.12
28Y/15486	AGS.2096	VALVE, charging	1	—	C	

SERVICES
HYDRAULIC EQUIPMENT IN PORT WING

Ref. No.	Part No.	Description	No. off	Matl. Spec.	Cl. of Equip.		Plate No.
					M.R.	L.M.	
		1 2 3 4 5 6					
	E.B6.73.353	PIPES, HYDRAULIC ON MAIN SPAR, ASSEMBLY (MOD. 1940) Spares for:—	—	—	—		
9787	E.A1.73.107	BRACKET	1	—	C		
16500	E.A6.73.61	BRACKET	1	—	C		
9772	E.A3.73.789	BRACKET	1	—	C		
16498	E.A3.73.793	BRACKET	1	—	C		
		Attaching parts for E.A1.73.107, E.A6.73.61, E.A3.73.789 and E.A3.73.793:—					
28D/9436920	A25/1C	Bolt, 2 BA	4	—	C		
28M/9403520	A27/CP	Nut, 2 BA	4	—	C		
28W/9416643	SP.47/C	Washer	4	—	C		
16502	E.A6.73.79	BRACKET, pipe, flexible	1	—	C		
		Attaching parts for E.A6.73.79:—					
28S/9992525	A32/B12	Screw, 4 BA	4	—	C		
28W/9416642	SP.47/B	Washer	4	—	C		
829	E.A1.73.181	CLIP, thermal relief valves and flexible pipes ...	3	L.72	C	S.12A	
5528	E.A3.73.797	CLIP, transfer valve	1	—	C	S.12A	
4965	EEAS.143/5	CLIP, pipe, single, 3/8" o/d.	3	L.72	C		
5542	EEAS.143/6	CLIP, pipe, single, 1/2" o/d.	1	L.72	C		
20461	EEAS.143/8	CLIP, pipe, single, 3/8" o/d.	7	L.72	C		
7136	EEAS.143/21	CLIP, pipe, single, 1/2" o/d.	3	L.72	C	S.12A	
6068	EEAS.143/24	CLIP, pipe, single, 3/4" o/d.	3	L.72	C	S.12A	
28F/9129085	AGS.1102/A	CONE, union, body	1	—	C	S.12A	
28F/8011883	AGS.1102/B	CONE, union, body	1	—	C	S.12A	
28F/9471001	AGS.1102/C	CONE, union, body	1	—	C		
28F/9475460	AGS.1123/A	CONE, 4-way	1	—	C	S.12A	
28F/9508223	AGS.1123/C	CONE, 4-way	1	—	C	S.12A	
28F/9489760	AGS.1125/4	CONE, 4-way (Mod. 3749)	1	—	C	S.12A	
806	E.A1.73.177	COUPLING, tee	1	DTD.683	C	S.12A	
9789	E.A1.73.109	GUARD, pipe, flexible	1	—	C		
		Attaching parts for E.A1.73.109:—					
28D/1212940	A61/2C	Bolt, 2 BA	4	—	C		
28M/13324	A29/CP	Nut, 2 BA	4	—	C		
28W/9416643	SP.47/C	Washer	4	—	C		
923	E.A3.73.537	PIPE, assembly, from sequence 4-way cone to flexible coupling undercarriage jack "down" line	1	DTD.323	C	S.12A	
5532	E.A3.73.807	PIPE, assembly, from transfer valve to flexible pipe connection at rib C, undercarriage jack "up" line	1	DTD.323	C	S.12A	
5533	E.A3.73.809	PIPE, assembly, from tee joint in undercarriage jack "up" line to thermal relief valve (pre-Mod. 3749)	1	DTD.323	C		
4522	E.A3.73.651	PIPE, assembly, undercarriage and door jacks thermal relief valve to return line, 4-way piece	1	DTD.323	C	S.12A	

**SERVICES
HYDRAULIC EQUIPMENT IN PORT WING**

Ref. No.	Part No.	Description	No. off	Matl. Spec.	Cl. of Equip.	Plate No.
					M.R. L.M.	
		1 2 3 4 5 6				
2009	E.A3.73.543	PIPE , assembly, from undercarriage 4-way piece at rib A, to sequence valve connection on rib 3 wheel well bay undercarriage door, "open" line	1	—	C	S.12A
5529	E.A3.73.729	PIPE , assembly, from thermal relief valve return line 4-way piece, to running coupling at main undercarriage spar	1	L.56	C	S.12A
5530	E.A3.73.799	PIPE , assembly, from coupling at wing main spar, to transfer valve undercarriage jack "up" line (Pre-Mod. 3749)	1	DTD.323	C	
5531	E.A3.73.803	PIPE , assembly, from thermal relief valve 4-way piece, to transfer valve undercarriage jack "up" line	1	DTD.323	C	S.12A
2011	E.A3.73.549	PIPE , assembly, from coupling on rib 8 to coupling at rib A brake, pressure line	1	DTD.323	C	S.12A
13147	E.A3.73.887	PIPE , assembly, from coupling on rib B to thermal relief valve, 4-way piece maxaret unit return line	1	DTD.323	C	S.12A
41173	E.A3.73.5133	PIPE , assembly, from 4-way coupling inboard of rib A to inlet side of thermal relief valve (Mod. 3749)	1	DTD.323	C	S.12A
41177	E.A3.73.5139	PIPE , assembly, from thermal relief valve to cone tee inboard of rib A (Mod. 3749)	1	DTD.323	C	S.12A
41179	E.A3.73.5141	PIPE , assembly, from 4-way coupling inboard of rib A, to outlet side of thermal relief valve (Mod. 3749)	1	DTD.323	C	S.12A
9790	E.A1.73.297	PLATE , back (Used with E.A1.73.109)	1	—	C	
28F/9439766	AGS.1106/C	UNION , body	2	—	C	S.12A
28F/9504828	AGS.1147/A	UNION , body, hexagon	1	—	C	
		Attaching parts for AGS.1147/A:—				
28F/9453689	AGS.1148/A	Nut, 1/4" BSP	1	—	C	
28F/9157965	AGS.1149/1	Washer, plate	2	—	C	
28F/9130662	AGS.1147/B	UNION , body, hexagon	1	—	C	
		Attaching parts for AGS.1147/B:—				
28F/1010558	AGS.1148/B	Nut, 1/4" BSP	1	—	C	
28F/9130664	AGS.1149/2	Washer, plate	2	—	C	
12030	EEAS.21/2ER	WASHER , special	10	—	C	
12929	EEAS.21/9ER	WASHER , special	3	—	C	S.12A
	E.A6.73.41	PIPES, HYDRAULIC, ON FIXED FAIRING, ASSEMBLY	—	—	—	
		Spares for:—				
1875	E.A3.73.601	ADAPTOR , special, charging valve and test gauge	1	—	C	S.12A
17735	E.A6.73.277	BRACKET , bottom, for flexible pipe connections	1	L.72	C	S.12A
4965	EEAS.143/5	CLIP , pipe, single, 3/8" o/d.	1	L.72	C	S.12A
5542	EEAS.143/6	CLIP , pipe, single, 1/2" o/d.	1	L.72	C	S.12A
7146	EEAS.143/21	CLIP , pipe, single, 1/2" o/d.	1	L.72	C	S.12A
6068	EEAS.143/24	CLIP , pipe, single, 3/4" o/d.	1	L.72	C	S.12A

SERVICES
HYDRAULIC EQUIPMENT IN PORT WING

Ref. No.	Part No.	Description						No. off	Matl. Spec.	Cl. of Equip. M.R. L.M.	Plate No.
		1	2	3	4	5	6				
5967	E.A6.73.113	PIPE , assembly, from brake flexible pipe bracket connection to charging valve connection, pressure line						1	DTD.323	C	S.12A
5968	E.A6.73.115	PIPE , assembly, from brake flexible pipe bracket connection to charging valve connection, maxaret unit, return line						1	DTD.323	C	S.12A
1876	E.A3.73.599	TEE-PIECE , charging valve and test gauge ...						1	DTD.683	C	S.12A
5970	E.A6.73.93	WASHER , special, bottom bracket ...						2	—	C	
25585	E.A6.73.275	WASHER , special, charging valve bracket ...						2	—	C	S.12A
	E.A1.73.91	PIPES, HYDRAULIC, FLAP JACK, ASSEMBLY ...						—	—	—	
		Spares for:—									
1880	EEAS.91/1	CLIP , pipe, double, 1/4" o/d. ...						11	L.16	C	S.11
5258	EEAS.143/6H	CLIP , pipe, single, 1/4" o/d., bonding ...						4	L.72	C	S.11
1242	E.A3.73.773	CLIP , pipe, single, 1/4" o/d. ...						3	L.72	C	S.11
859	E.A1.73.93	FAIRLEAD , at inboard wing, rib 7 ...						1	LFS.21	C	S.11
860	E.A1.73.91A	PIPE , assembly, from running joint between inboard wing ribs 1 and 2 to inboard flap jack tee, "down" line						1	DTD.323	C	S.11
861	E.A1.73.91B	PIPE , assembly, from running joint between inboard wing ribs 1 and 2 to inboard flap jack "up" line						1	DTD.323	C	S.11
862	E.A1.73.91C	PIPE , assembly, from tee to inboard flap jack connection "down" line						1	DTD.323	C	S.11
863	E.A1.73.91D	PIPE , assembly, from tee to inboard flap jack connection "up" line						1	DTD.323	C	S.11
864	E.A1.73.91E	PIPE , assembly, from inboard flap jack tee to running joint at wing rib 7 "down" line						1	DTD.323	C	S.11
865	E.A1.73.91F	PIPE , assembly, from inboard jack tee to running joint at inboard wing rib 7 "up" line						1	DTD.323	C	S.11
866	E.A1.73.91G	PIPE , assembly from running coupling at inboard wing rib 7, over engine bay to running coupling at outboard wing rib 2A operating jack "up" connection						1	DTD.323	C	S.11
867	E.A1.73.91H	PIPE , assembly, from running coupling at inboard wing rib 7 over engine bay to running coupling at outboard wing rib 2A operating jack "down" connection						1	DTD.323	C	S.11
868	E.A1.73.91J	PIPE , assembly, from running coupling at outboard rib 2A, to outboard flap jack "up" connection						1	DTD.323	C	S.11
869	E.A1.73.91K	PIPE , assembly, from running coupling at outboard rib 2A, to outboard flap jack "down" connection						1	DTD.323	C	S.11
5259	EEAS.21/2ERH	WASHER , special ...						18	L.72	C	

**SERVICES
HYDRAULIC EQUIPMENT IN PORT WING**

Ref. No.	Part No.	Description	No. off	Matl. Spec.	Cl. of Equip.	Plate No.
					M.A.L.M.	
	E.A1.73.281	PIPES, HYDRAULIC, FOR AIR BRAKE CENTRE WING, ASSEMBLY	—	—	—	
		Spares for:—				
5258	EEAS.143/6H	CLIP , pipe, single, 1/4" o/d., bonding	14	L.72	C	S.11
931	E.A1.73.281A	PIPE , assembly air brake continuation between wing and fuselage and running coupling at centre wing ribs 3 and 4 "in" line	1	DTD.323	C	S.11
932	E.A1.73.281B	PIPE , assembly air brake continuation between wing and fuselage and running coupling at centre wing ribs 3 and 4 "out" line	1	DTD.323	C	S.11
1636	E.A1.73.281E	PIPE , assembly, from running coupling between ribs 3 and 4, to running coupling between ribs 6 and 7, centre wing "in" line	1	DTD.323	C	S.11
1637	E.A1.73.281F	PIPE , assembly, from running coupling between ribs 3 and 4, to running coupling between ribs 6 and 7 centre wing "out" line	1	DTD.323	C	S.11
5259	EEAS.21/2ERH	WASHER , special	15	L.72	C	S.11
	E.A1.73.283	PIPES, HYDRAULIC, FOR AIR BRAKE, OUTER WING, ASSEMBLY	—	—	—	
		Spares for:—				
5258	EEAS.143/6H	CLIP , pipe, single, 1/4" o/d., bonding	18	L.72	C	
940	E.A1.73.283D	PIPE , assembly, air brake continuation from running coupling between outer wing ribs 1 and 2A, to running coupling between outer wing ribs 2 and 2B "out" position	1	DTD.323	C	S.11
939	E.A1.73.283C	PIPE , assembly, air brake continuation from running coupling between outer wing ribs 1 and 2A, to running coupling between outer wing ribs 2 and 2B "in" position	1	DTD.323	C	S.11
941	E.A1.73.283E	PIPE , assembly, air brake continuation between outer wing ribs 2 and 2B and outer wing ribs 3A and 3 "in" position	1	DTD.323	C	S.11
942	E.A1.73.283F	PIPE , assembly, air brake continuation between outer wing ribs 2 and 2B and outer wing ribs 3A and 3 "out" position	1	DTD.323	C	S.11
943	E.A1.73.283G	PIPE , assembly, air brake continuation from coupling between outer wing ribs 3A and 3, to bracket on rib 3 "out" position	1	DTD.323	C	S.11
944	E.A1.73.283H	PIPE , assembly, air brake outer wing ribs 3A and 3, to bracket on rib 3 "in" position	1	DTD.323	C	S.11
1983	E.A1.73.283J	PIPE , assembly, air brake continuation from coupling at rib 7 to coupling between outer wing ribs 1 and 2A "out" position	1	DTD.323	C	S.11

**SERVICES
HYDRAULIC EQUIPMENT IN PORT WING**

Ref. No.	Part No.	Description						No. off	Matl. Spec.	Cl. of Equip. M.R. L.M.	Plate No.
		1	2	3	4	5	6				
1984	E.A1.73.283K	PIPE , assembly, air brake continuation, from running coupling at inner wing rib 7, to coupling between outer wing ribs 1 and 2A "in" position						1	DTD.323	C	S.11
5259	EEAS.21/2ERH E.A3.73.815	WASHER , special PIPES, HYDRAULIC, ON FUSELAGE SIDE WHEEL WELL BAY, ASSEMBLY Spares for:—						20	L.72	C	S.12
911	E.A1.73.277	BOLT , special, banjo fitting variable flow valve pipe connection						1	S.11	C	S.12
737	E.A1.73.179	CLIP , pipe, flexible 1/2" o/d.						1	—	C	S.12
5348	EEAS.143/8H	CLIP , pipe, single, 3/8" o/d. bonding						5	L.72	C	S.12
5526	EEAS.91/3	CLIP , pipe, double, 3/8" o/d.						3	L.72	C	S.12
912	E.A1.73.183	FITTING , right angle banjo body, special connection for undercarriage door jack and sequence valve connections						1	—	C	S.12
913	E.A3.73.551	PIPE , assembly, from special banjo connection at undercarriage door jack hose to variable flow valve tee "closed" line						1	DTD.323	C	S.12
914	E.A3.73.553	PIPE , assembly, from door sequence valve to thermal relief valve tee at wing main spar "closed" line						1	DTD.323	C	S.12
916	E.A3.73.585	PIPE , assembly, from tee piece to variable flow valve undercarriage door jack "closed" line						1	DTD.323	C	S.12
20998	E.A3.73.855	PIPE , assembly, from variable flow valve to undercarriage jack hose connection "closed" line (Mod. 1264)						1	DTD.323	C	S.12
5524	E.A3.73.817	PIPE , assembly, from 4-way piece at main spar to sequence valve undercarriage door "closed" line						1	DTD.323	C	S.12
5525	E.A3.73.819	PIPE , assembly, from variable flow valve tee piece to thermal relief and transfer valve tee piece "closed" line						1	DTD.323	C	S.12
28F/9429532	AGS.1186/C	SEAL , bonding, between banjo fitting and banjo bolt						2	—	C	
5259	EEAS.21/2ERH E.B7.73.43	WASHER , special PIPES, HYDRAULIC, ON RIB E, WHEEL WELL BAY, ASSEMBLY Spares for:—						5	L.72	C	S.12
5258	EEAS.143/6H	CLIP , pipe, single, 1/2" o/d.						2	L.72	C	S.12
5971	E.B7.73.39	PIPE , assembly, from undercarriage door jack sequence valve to running coupling at wheel well diaphragm "open" line									
5259	EEAS.21/2ERH	WASHER , special						4	L.72	C	

**SERVICES
HYDRAULIC EQUIPMENT IN PORT WING**

Ref. No.	Part No.	Description	No. off	Matl. Spec.	Cl. of Equip.		Plate No.
					M.R.	L.M.	
	E.A3.73.531	PIPES, HYDRAULIC, AT WHEEL WELL BAY DIAPHRAGM, ASSEMBLY Spares for:—	—	—	—		
829	E.A1.73.181	CLIP , thermal relief valve	1	—	C	S.12	
5260	EEAS.143/5H	CLIP , pipe, single, $\frac{3}{8}$ " o/d., bonding	1	L.72	C	S.11	
5258	EEAS.143/6H	CLIP , pipe, single, $\frac{1}{4}$ " o/d., bonding	5	L.72	C	S.11	
905	E.A3.73.561	PIPE , assembly, from running coupling at wheel well diaphragm to undercarriage door jack "open" connection	1	DTD.323	C	S.11	
4523	E.A3.73.647	PIPE , assembly, from sequence valve and undercarriage door jack tee to thermal relief valve "open" line	1	DTD.323	C	S.11	
4524	E.A3.73.649	PIPE , assembly, from undercarriage door jack thermal return valve to undercarriage jack thermal return valve and relief line 4-way piece	1	DTD.323	C	S.11	
5259	EEAS.21/2ERH	WASHER , special	10	L.72	C		
	E.A1.73.285	PIPES, HYDRAULIC, FOR AIR BRAKES ON OUTER WING RIB 3, ASSEMBLY Spares for:—	—	—	—		
5258	EEAS.143/6H	CLIP , pipe, single, $\frac{1}{4}$ " o/d., bonding	2	L.72	C	S.11	
5242	E.A3.73.831	PIPE , coil assembly, from connection at bracket on rib 3 to air brake hydraulic operating jack "out" position	1	DTD.477	C	S.11	
5244	E.A3.73.833	PIPE , assembly, from connection at bracket on rib 3 to air brake hydraulic operating jack "in" position	1	DTD.477	C	S.11	
5259	EEAS.21/2ERH	WASHER , special	4	L.72	C		

1189

Pages ~~1191~~¹¹⁸⁷ to 1200 not issued

SERVICES
HYDRAULIC EQUIPMENT IN STARBOARD WING

Ref. No.	Part No.	Description	No. Off	Matl Spec.	Cl. of Equip.	Plate No.
					M.R. L.M.	
		1 2 3 4 5 6				
	E.A6.73.8	HYDRAULIC EQUIPMENT IN STARBOARD WING, ASSEMBLY	—	—	—	
	—	Consisting of:— HYDRAULIC EQUIPMENT, CIRCUIT, ASSEMBLY ... (E.A6.73.283)	—	—	—	
		Spares for this assembly are identical with those for port side on page 1181, except for the following deletions and additions Delete:—				
	E.B6.73.221	JACK FOR AIR BRAKE, ASSEMBLY (MOD. 1276)	1	—	—	S.12
27VA/5302	DUNLOP 6/W3/102/8/10/42	PIPE , flexible, engine driven pump delivery line (Mod. 2150)	1	—	C	S.11
27QM/775	DOWTY D.401Y/K	VALVE , sequence, undercarriage door ...	1	—	A	
27QM/776	DOWTY D.401Y/L	VALVE , sequence, undercarriage ...	1	—	A	
28Y/9701165	AGS.2096	VALVE , charging ... Add:—	1	—	C	
28M/461	LOCKHEED AIR.40016	ACCUMULATOR , hydraulic ...	1	—	A	S.12
16504	E.B6.73.223	JACK, AIR BRAKE, ASSEMBLY (MOD. 1276) ... Spares for:—	1	—	B	S.11
30780	E.A3.20.1195	BLOCK , packing ...	1	TUFNOL	LM	
4427	E.A3.20.1189	BRACKET , micro switch mounting for two position brakes	1	—	—	
27QM/30405	E.A3.20.1193 MESSIER J.5076	CHANNEL ... JACK , assembly (Pre-Mod. 4454) (For spares see AP.4515A, Vol. 3, Part I, Sect. 2)	1	L.72	—	A
27QM/1446725	DOWTY 103036001 or MESSIER 5232	JACK , assembly (Mod. 4454) (For spares see AP4515B, Vol. 3)	1	—	A	
27QM/30159	MESSIER 5232	JACK , assembly (Pre-Mod. 4454) (For spares see AP4515B, Vol. 3)	1	—	A	
27QM/1446726	DOWTY 103035001	JACK , assembly (Mod. 4454) (For spares see AP4515B, Vol. 3)	1	—	A	
1642	E.A3.73.303	NUT , special ...	1	S.11	C	
4428	E.A3.20.1191	SHOE , micro switch operating ...	2	—	C	
25708	E.B6.20.819	SLIDE, OPERATING, ASSEMBLY (MOD. 1960) Spares for:—	1	—	B	
14715	E.B6.20.935	BOLT , special (May be made from A25/6B)	4	—	C	
5972	E.A3.20.1199	PLATE , rubbing ...	2	LFS.21	C	
1641	E.A3.73.305	WASHER , tab ...	1	DTD.111	C	
27VA/5303	DUNLOP 6/W3/102/8/10/44	PIPE , flexible, engine driven pump delivery line (Mod. 2150)	1	—	C	S.12
28Y/9701165	AGS.2096	VALVE , charging ...	2	—	C	S.12

SERVICES
HYDRAULIC EQUIPMENT IN STARBOARD WING

Ref. No.	Part No.	Description	No. Off	Matl Spec.	Cl. of Equip.	Plate No.
					M.R. L.M.	
		1 2 3 4 5 6				
27M/615	LOCKHEED AIR.41158	VALVE, cut-out (Pre-Mod. 4280)	1	—	A	S.12
27M/744	AIR.43634	VALVE, cut-out (Mod. 4280)	1	—	A	
27W/10	LOCKHEED UMC.706/3	VALVE, non-return (Pre-Mod. 3368)	3	—	A	S.12
27W/17	LOCKHEED UMC.706/4	VALVE, non-return (Mod. 3368)	3	—	A	S.12
27QM/774	DOWTY D.401Y/J	VALVE, sequence, undercarriage door (For spares see AP4515B, Vol. 3)	1	—	A	S.11
27QM/777	DOWTY D.401Y/M	VALVE, sequence, undercarriage (For spares see AP.4515B, Vol. 3)	1	—	A	S.12
	E.B6.73.354	PIPES, HYDRAULIC, ON MAIN SPAR, ASSEMBLY (MOD. 1940) Spares for:—	—	—	—	
9787	E.A1.73.107	BRACKET	1	—	C	
16500	E.A6.73.61	BRACKET	1	—	C	
9773	E.A3.73.790	BRACKET	1	—	C	
16498	E.A3.73.793	BRACKET	1	—	C	
		Attaching parts for E.A1.73.107, E.A6.73.61, E.A3.73.790 and E.A3.73.793:—				
28D/9436920	A25/1C	Bolt, 2 BA	4	—	C	
28M/9403520	A27/CP	Nut, 2 BA	4	—	C	
28W/9416643	SP.47/C	Washer	4	—	C	
16502	E.A6.73.79	BRACKET, pipe, flexible	1	—	C	
		Attaching parts for E.A6.73.79:—				
28S/9992525	A32/B12	Screw, 4 BA	4	—	C	
28W/9416642	SP.47/B	Washer, 4 BA	4	—	C	
829	E.A1.73.181	CLIP, thermal relief valves and flexible pipes ...	3	L.72	C	S.12A
5528	E.A3.73.797	CLIP, transfer valve	1	—	C	S.12A
4965	EEAS.143/5	CLIP, pipe, single, 1/8" o/d.	3	L.72	C	
5542	EEAS.143/6	CLIP, pipe, single, 1/4" o/d.	1	L.72	C	
20461	EEAS.143/8	CLIP, pipe, single, 3/8" o/d.	7	L.72	C	
7136	EEAS.143/21	CLIP, pipe, single, 1/2" o/d.	3	L.72	C	S.12A
6068	EEAS.143/24	CLIP, pipe, single, 3/4" o/d.	3	L.72	C	S.12A
806	E.A1.73.177	COUPLING, tee	1	DTD.683	C	S.12A
28F/9129085	AGS.1102/A	CONE, union, body	1	—	C	S.12A
28F/8011883	AGS.1102/B	CONE, union, body	1	—	C	S.12A
28F/9471001	AGS.1102/C	CONE, union, body (Pre-Mod. 3749)	1	—	C	
28F/9475460	AGS.1123/A	CONE, 4-way	1	—	C	S.12A
28F/9508223	AGS.1123/C	CONE, 4-way	1	—	C	S.12A
28F/9489760	AGS.1125/4	CONE, 4-way (Mod. 3749)	1	—	C	S.12A
9789	E.A1.73.109	GUARD, pipe, flexible	1	—	C	
		Attaching parts for E.A1.73.109:—				
28D/1212940	A61/2C	Bolt, 2 BA	4	—	C	
28M/13224	A29/CP	Nut, 2 BA	4	—	C	
28W/9416643	SP.47/C	Washer, spring	4	—	C	

SERVICES
HYDRAULIC EQUIPMENT IN STARBOARD WING

Ref. No.	Part No.	Description	No. off	Matl. Spec.	Cl. of Equip. M.R. L.M.	Plate No.
927	E.A3.73.538	PIPE, assembly, from sequence tee to flexible coupling undercarriage jack "down" line	1	DTD.323	C	S.12A
5539	E.A3.73.808	PIPE, assembly, from transfer valve to flexible pipe connection at rib C undercarriage jack "up" line	1	DTD.323	C	S.12A
5540	E.A3.73.810	PIPE, assembly, from tee joint in undercarriage jack "up" line to thermal relief valve (Pre-Mod. 3749)	1	DTD.323	C	
4525	E.A3.73.652	PIPE, assembly, from undercarriage and door jacks thermal relief valve to return line 4-way piece	1	DTD.323	C	S.12A
2010	E.A3.73.544	PIPE, assembly, from undercarriage 4-way piece at rib A to sequence valve connection on rib 3, wheel well bay undercarriage door "open" line	1	DTD.323	C	S.12A
5537	E.A3.73.801	PIPE, assembly, from coupling at wing main spar, to transfer valve undercarriage jack "up" line (Pre-Mod. 3749)	1	DTD.323	C	
5538	E.A3.73.805	PIPE, assembly, from thermal relief valve 4-way piece to transfer valve undercarriage jack "up" line	1	DTD.323	C	S.12A
1740	E.A3.73.550	PIPE, assembly, from coupling on rib B to coupling at rib A brake pressure line	1	DTD.323	C	S.12A
13148	E.A3.73.888	PIPE, assembly, from coupling on rib B to thermal relief valve 4-way piece maxaret unit return line	1	DTD.323	C	S.12A
5536	E.A3.73.730	PIPE, assembly, from thermal relief valve return line 4-way piece to running coupling at main undercarriage spar	1	DTD.323	C	S.12A
41174	E.A3.73.5134	PIPE, assembly, from 4-way coupling inboard of rib A, to inlet side of thermal relief valve (Mod. 3749)	1	DTD.323	C	S.12A
41176	E.A3.73.5137	PIPE, assembly, from transfer valve to cone tee inboard of rib A (Mod. 3749)	1	DTD.323	C	S.12A
41178	E.A3.73.5140	PIPE, assembly, from thermal relief valve to cone tee inboard of rib A (Mod. 3749)	1	DTD.323	C	
41180	E.A3.73.5142	PIPE, assembly, from 4-way coupling inboard of rib A to outlet side of thermal relief valve (Mod. 3749)	1	DTD.323	C	S.12A
9790	E.A1.73.297	PLATE, back (Used with E.A1.73.109)	1	—	C	
28F/9439766	AGS.1106/C	UNION, body	2	—	C	S.12A
28F/9504828	AGS.1147/A	UNION, body, hexagon	1	—	C	
Attaching parts for AGS.1147/A:—						
28F/9453689	AGS.1148/A	Nut, 1/8" BSP	1	—	C	
28F/9157965	AGS.1149/1	Washer, plate	2	—	C	
28F/9130662	AGS.1147/B	UNION, body, hexagon	1	—	C	
Attaching parts for AGS.1147/B:—						
28F/1010558	AGS.1148/B	Nut, 1/8" BSP	1	—	C	
28F/9130664	AGS.1149/2	Washer, plate	2	—	C	

SERVICES
HYDRAULIC EQUIPMENT IN STARBOARD WING

Ref. No.	Part No.	Description	No. off	Matl. Spec.	Cl. of Equip.		Plate No.
					M.R.	L.M.	
12030	EEAS.21/2ER	WASHER, special	10	—	C		
12929	EEAS.21/9ER	WASHER, special	3	—	C		
	E.A6.73.42	PIPES, HYDRAULIC, ON FIXED FAIRING, ASSEMBLY	—	—	—		
		Spares for:—					
1875	E.A3.73.601	ADAPTOR, special, charging valve and test gauge	1	—	C		S.12A
17736	E.A6.73.278	BRACKET, bottom, for flexible pipe connection	1	L.72	C		S.12A
4965	EEAS.143/5	CLIP, pipe, single, 3/8" o/d.	1	L.72	C		S.12A
5542	EEAS.143/6	CLIP, pipe, single, 1/4" o/d.	1	L.72	C		S.12A
7136	EEAS.143/21	CLIP, pipe, single, 1/2" o/d.	1	L.72	C		S.12A
6068	EEAS.143/24	CLIP, pipe, single, 3/4" o/d.	1	L.72	C		S.12A
5977	E.A6.73.114	PIPE, assembly, from brake flexible pipe bracket connection to charging valve connection, pressure line	1	DTD.323	C		S.12A
5978	E.A6.73.116	PIPE, assembly, from flexible pipe bracket connection to charging valve connection, maxaret unit return line	1	DTD.323	C		S.12A
1876	E.A9.73.599	TEE-PIECE, charging valve and test gauge ...	1	DTD.323	C		S.12A
5970	E.A6.73.93	WASHER, special, bottom bracket	2	—	C		S.12A
25585	E.A6.73.275	WASHER, special, charging valve bracket ...	2	—	C		S.12A
	E.A1.73.92	PIPES, HYDRAULIC, FLAP JACK, ASSEMBLY	—	—	—		
		Spares for:—					
1880	EEAS.91/1	CLIP, pipe, double, 1/4" o/d.	10	L.16	C		S.11
5258	EEAS.143/6H	CLIP, pipe, single, 1/4" o/d., bonding	4	L.72	C		S.11
1242	E.A3.73.773	CLIP, pipe, double, 1/4" o/d.	3	L.72	C		S.11
870	E.A1.73.94	FAIRLEAD, at inboard wing rib 7	1	LFS.21	C		S.11
871	E.A1.73.92A	PIPE, assembly, from running joint between inboard wing ribs 1 and 2 to inboard flap jack tee "down" line	1	DTD.323	C		S.11
872	E.A1.73.92B	PIPE, assembly, from running joint between inboard wing ribs 1 and 2 to inboard flap jack tee "up" line	1	DTD.323	C		S.11
873	E.A1.73.92C	PIPE, assembly, from tee to inboard flap jack connection "up" line	1	DTD.323	C		S.11
874	E.A1.73.92D	PIPE, assembly, from tee to inboard flap jack connection "down" line	1	DTD.323	C		S.11
875	E.A1.73.92E	PIPE, assembly, from inboard flap jack tee to running joint at wing 7 "down" line	1	DTD.323	C		S.11
876	E.A1.73.92F	PIPE, assembly, from inboard flap jack tee to running joint at inboard wing rib 7 "up" line	1	DTD.323	C		S.11
877	E.A1.73.92G	PIPE, assembly, from running coupling at inboard wing rib 7, over engine bay to running coupling at outboard wing rib 2A operating jack "down" connection	1	DTD.323	C		S.11
878	E.A1.73.92H	PIPE, assembly, from running coupling at inboard wing rib 7, over engine bay to running coupling at outboard wing rib 2A operating jack "up" line	1	DTD.323	C		S.11

SERVICES
HYDRAULIC EQUIPMENT IN STARBOARD WING

Ref. No.	Part No.	Description						No. off	Matl. Spec.	Cl. of Equip.		Plate No.
		1	2	3	4	5	6			M.R.	L.M.	
879	E.A1.73.92J	PIPE , assembly, from running coupling at outboard rib 2A to outboard flap jack "down" connection						1	DTD.323	C		S.11
880	E.A1.73.92K	PIPE , assembly, from running coupling at outboard flap jack "up" connection						1	DTD.323	C		S.11
5259	EEAS.21/2ERH E.A1.73.282	WASHER , special						17	L.72	C		
		PIPES, HYDRAULIC, FOR AIR BRAKE CENTRE WING, ASSEMBLY Spares for:—						—	—	—		
5258	EEAS.143/6H	CLIP , pipe, single, 1/4" o/d., bonding						14	L.72	C		S.11
935	E.A1.73.282A	PIPE , assembly, air brake continuation between wing and fuselage and running coupling at centre wing ribs 3 and 4 "in" line						1	DTD.323	C		S.11
936	E.A1.73.282B	PIPE , assembly, air brake continuation between wing and fuselage and running coupling at centre ribs 3 and 4 "out" line						1	DTD.323	C		S.11
1638	E.A1.73.282E	PIPE , assembly, from running coupling between ribs 3 and 4 to running coupling between ribs 6 and 7 centre wing "in" line						1	DTD.323	C		S.11
1639	E.A1.73.282F	PIPE , assembly, from running coupling between ribs 3 and 4 to running coupling between ribs 6 and 7 centre wing "out" line						1	DTD.323	C		S.11
5259	EEAS.21/2ERH E.A1.73.284	WASHER , special						15	L.72	C		
		PIPES, HYDRAULIC, FOR AIR BRAKE OUTER WING, STARBOARD, ASSEMBLY Spares for:—						—	—	—		
5258	EEAS.143/6H	CLIP , pipe, single, 1/4" o/d. bonding						18	L.72	C		S.11
945	E.A1.73.284C	PIPE , assembly, air brake continuation from running coupling between outer wing ribs 1 and 2A, to running coupling between wing ribs 2 and 2B "in" line						1	DTD.323	C		S.11
946	E.A1.73.284D	PIPE , assembly, air brake continuation from running coupling between outer wing ribs 1 and 2A, to running coupling between outer wing ribs 2 and 2B "out" line						1	DTD.323	C		S.11
947	E.A1.73.284E	PIPE , assembly, air brake continuation from running coupling between outer wing ribs 2 and 2B "in" line						1	DTD.323	C		S.11
948	E.A1.73.284F	PIPE , assembly, air brake continuation from running coupling between outer wing ribs 2 and 2B to running coupling between outer wing ribs 3 and 3A "out" line						1	DTD.323	C		S.11
949	E.A1.73.284G	PIPE , assembly, air brake continuation from running coupling between outer wing ribs 3 and 3A to bracket on rib 3 "out" line						1	DTD.323	C		S.11

**SERVICES
HYDRAULIC EQUIPMENT IN STARBOARD WING**

Ref. No.	Part No.	1	2	3	4	5	6	Description	No. off	Matl. Spec.	Cl. of Equip.	Plate No.
											M.R. L.M.	
950	E.A1.73.284H							PIPE , assembly, air brake continuation from running coupling between outer wing ribs 3 and 3A to bracket on wing ribs 3 "in" line	1	DTD.323	C	S.11
1985	E.A1.73.284J							PIPE , assembly, air brake continuation from coupling at inner wing rib 7 to coupling at outer wing ribs 1 and 2A "out" line	1	DTD.323	C	S.11
1986	E.A1.73.284K							PIPE , assembly, air brake continuation from coupling at inner wing rib 7 to coupling between outer wing ribs 1 and 2A "in" line	1	DTD.323	C	S.11
5259	EEAS.21/2ERH E.A3.73.816							WASHER PIPES, HYDRAULIC, ON FUSELAGE SIDE WHEEL WELL BAY, ASSEMBLY Spares for:—	20 —	L.72 —	C —	
911	E.A1.73.277							BOLT , special, banjo fitting variable flow valve pipe connection	1	S.11	C	S.12
737	E.A1.73.179							CLIP , pipe	1	—	C	S.12
5348	EEAS.143/8H							CLIP , pipe, single, $\frac{3}{8}$ " o/d.	5	L.72	C	S.12
5526	EEAS.91/3							CLIP , pipe, double, $\frac{3}{8}$ " o/d.	3	L.72	C	S.12
912	E.A1.73.183							FITTING , right angle banjo body, special, connection for undercarriage door jack and sequence valve connection	1	—	C	S.12
919	E.A3.73.552							PIPE , assembly, from special banjo connection at undercarriage door jack hose to variable flow valve tee piece "closed" line	1	DTD.323	C	S.12
918	E.A3.73.554							PIPE , assembly, from sequence valve to thermal relief valve tee at wing main spar undercarriage "up" line	1	DTD.323	C	S.12
921	E.A3.73.586							PIPE , assembly, from tee piece to variable flow valve undercarriage door jack "closed" line	1	DTD.323	C	S.12
20997	E.A3.73.856							PIPE , assembly, from variable flow valve to undercarriage jack hose connection "closed" line (Mod. 1464)	1	DTD.323	C	S.12
5534	E.A3.73.818							PIPE , assembly, from 4-way piece at main spar to sequence valve undercarriage door "closed" line	1	DTD.323	C	S.12
5535	E.A3.73.820							PIPE , assembly, from variable valve tee piece to thermal relief and transfer valve tee piece "closed" line	1	DTD.323	C	S.12
28F/9429532	AGS.1186/C							SEAL , bonding, between banjo fitting and banjo bolt	2	—	C	
5252	EEAS.21/2ERH							WASHER , special	5	L.72	C	

SERVICES
HYDRAULIC EQUIPMENT IN STARBOARD WING

Ref. No.	Part No.	Description	No. off	Matl. Spec.	Cl. of Equip.		Plate No.
					M.R.	L.M.	
	E.B7.73.44	PIPES, HYDRAULIC, ON RIB E, WHEEL WELL BAY, ASSEMBLY	—	—	—		
		Spares for:—					
5258	EEAS.143/6H	CLIP , pipe, single, 1/4" o/d., bonding	2	L.16	C		
5979	E.B7.73.41	PIPE , assembly, from undercarriage door jack sequence valve to running coupling at wheel well bay diaphragm "open" line	1	DTD.323	C		S.11
5259	EEAS.21/2ERH E.A3.73.532	WASHER , special	2	L.72	C		
		PIPES, HYDRAULIC, AT WHEEL WELL BAY DIAPHRAGM, ASSEMBLY	—	—	—		
		Spares for:—					
829	E.A1.73.181	CLIP , thermal relief valve (Mod. 1266)	1	L.72	C		S.12
5260	EEAS.143/5H	CLIP , pipe, single, 3/8" o/d., bonding	3	L.16	C		S.11
5258	EEAS.143/6H	CLIP , pipe, single, 1/4" o/d., bonding	1	L.16	C		S.11
908	E.A3.73.562	PIPE , assembly, from running coupling at undercarriage door diaphragm, to flexible hose connection undercarriage door jack	1	DTD.323	C		S.11
4526	E.A3.73.648	PIPE , assembly, from sequence valve and undercarriage door jack tee to thermal relief valve "open" line	1	DTD.323	C		S.11
4527	E.A3.73.650	PIPE , assembly, from undercarriage door jack thermal relief valve to undercarriage jack thermal relief valve and return line 4-way piece	1	DTD.323	C		S.11 S.12
5259	EEAS.21/2ERH E.A1.73.286	WASHER , special	10	L.72	C		
		PIPES, HYDRAULIC, FOR AIR BRAKES ON OUTER WING RIB 3, ASSEMBLY	—	—	—		
		Spares for:—					
5258	EEAS.143/6H	CLIP , pipe, single, 1/4" o/d., bonding	2	L.72	C		S.11
5243	E.A3.73.832	PIPE , coil, assembly, from connection at bracket on rib 3, to air brake hydraulic operating jack "out" position	1	DTD.477	C		S.11
5245	E.A3.73.834	PIPE , coil, assembly, from connection at bracket on rib 3, to air brake hydraulic operating jack "in" position	1	DTD.477	C		S.11
5259	EEAS.21/2ERH	WASHER , special	4	L.72	C		

Pages 1209 to 1218 not issued

SERVICES
HYDRAULIC EQUIPMENT IN PORT AND STARBOARD WINGS

Ref. No.	Part No.	Description	No. off	Mati. Spec.	Cl. of Equip.		Plate No.
					M.R.	L.M.	
		1 2 3 4 5 6					
SUMMARY OF STOCK ITEMS USED ON HYDRAULIC EQUIPMENT IN PORT AND STARBOARD WING, ASSEMBLY							
28/F8011809	AGS.1104/B	Adaptor, nipple, 1/4" BSP					C
28F/9140971	AGS.1104/C	Adaptor, nipple, 3/8" BSP					C
28F/9129085	AGS.1102/A	Body, cone, union					C
28F/8011883	AGS.1102/B	Body, cone, union, 1/4" BSP					C
28F/9471001	AGS.1102/C	Body, cone, union, 3/8" BSP					C
28F/9877	AGS.1103/E	Body, union, 5/8" BSP					C
28F/1010341	AGS.1106/B	Body, union, 1/2" BSP					C
28F/9439766	AGS.1106/C	Body, union, 3/8" BSP					C
28F/1013402	AGS.1111/B	Body, union, 1/4" BSP					C
28F/9714	AGS.1111/C	Body, union, bulkhead, 3/8" BSP					C
28F/9476128	AGS.1112/E	Body, union, 1/2" BSP					C
28F/8011887	AGS.1113/B	Body, cone, union, 1/4" BSP					C
28F/9504828	AGS.1147/A	Body, union					C
28F/9130662	AGS.1147/B	Body, union, bulkhead, 1/4" BSP					C
28F/9439533	AGS.1129/B	Body, cone, banjo, 1/4" BSF					C
28D/1010658	A25/1B	Bolt, 4 BA					C
28D/1008149	A25/2B	Bolt, 4 BA					C
28D/9419452	A25/3B	Bolt, 4 BA					C
28D/1010029	A25/6B	Bolt, 4 BA					C
28D/1011013	A25/13B	Bolt, 4 BA					C
28D/9436920	A25/1C	Bolt, 2 BA					C
28D/9133011	A25/2C	Bolt, 2 BA					C
28D/1010030	A25/7C	Bolt, 2 BA					C
28D/9140644	A25/9C	Bolt, 2 BA					C
28D/9140645	A25/10C	Bolt, 2 BA					C
28D/9435710	A25/11C	Bolt, 2 BA					C
28D/9419397	A25/12C	Bolt, 2 BA					C
28D/9133014	A25/13C	Bolt, 2 BA					C
28D/9140647	A25/14C	Bolt, 2 BA					C
28D/1011021	A25/16C	Bolt, 2 BA					C
28D/1011023	A25/20C	Bolt, 2 BA					C
28D/1212939	A61/1C	Bolt, 2 BA					C
28D/1212940	A61/2C	Bolt, 2 BA					C
28D/1212941	A61/3C	Bolt, 2 BA					C
28D/1212942	A61/4C	Bolt, 2 BA					C
28D/1212944	A61/7C	Bolt, 2 BA					C
28D/9434863	A61/9C	Bolt, 2 BA					C
28D/1212957	A61/25C	Bolt, 2 BA					C
28F/9423227	AGS.1135/B	Bolt, banjo					C
28F/9489760	AGS.1125/4	Cone, 4-way					C
28F/9471001	AGS.1102/C	Coupling, pipe					C
28F/1013401	AGS.1107/A	Coupling, pipe					C
28F/9475460	AGS.1123/A	Coupling, pipe, 4-way					C
28F/9508223	AGS.1123/C	Coupling, pipe, 4-way					C
28F/1013599	AGS.1142/A	Nipple, adaptor					C
28F/8011896	AGS.1142/C	Nipple, adaptor					C
28F/9439897	AGS.1142/E	Nipple, adaptor					C
28M/9403519	A27/BP	Nut, 4 BA					C
28M/1006504	A27/BT	Nut, 4 BA					C

SERVICES
HYDRAULIC EQUIPMENT IN PORT AND STARBOARD WINGS

Ref. No.	Part No.	Description						No. off	Matl. Spec.	Cl. of Equip. M.R. L.M.	Plate No.
		1	2	3	4	5	6				
28M/9403520	A27/CP	Nut, 2 BA			C	
28M/1006473	A27/CT	Nut, 2 BA			C	
28M/13324	A29/CP	Nut, 2 BA			C	
28F/9453689	AGS.1148/A	Nut, 1/2" BSP			C	
28F/1010558	AGS.1148/B	Nut, 1/2" BSP			C	
28M/1278189	AGS.2001/B/1	Nut, stiff, 4 BA			C	
28M/1278190	AGS.2001/C/1	Nut, stiff, 2 BA			C	
28M/10319	AGS.2002/C/3	Nut, stiff, 2 BA			C	
28F/9128928	AGS.1115/2	Plate, washer			C	
28F/11492	AGS.1115/3	Plate, washer			C	
28F/9128929	AGS.1115/4	Plate, washer			C	
28F/8872	AGS.1115/7	Plate, washer			C	
28F/9157965	AGS.1149/1	Plate, washer			C	
28F/9130664	AGS.1149/2	Plate, washer			C	
28S/1200033	A31/B24	Screw, 4 BA			C	
28S/9992525	A32/B12	Screw, 4 BA			C	
28S/9995325	A33/B8	Screw, 4 BA			C	
28F/9428453	AGS.1186/B	Seal, bonded			C	
28F/9429527	AGS.1186/BB	Seal, bonded			C	
28F/9429532	AGS.1186/C	Seal, bonded			C	
28F/9428454	AGS.1186/CC	Seal, bonded			C	
28F/9128943	AGS.1114/B	Sleeve, flanged, bulkhead screwed			C	
28F/8011811	AGS.1118/B	Tee, cone, 1/2" BSP			C	
28F/9476124	AGS.1118/C	Tee, cone, 3/8" BSP			C	
28F/9463543	AGS.1120/1	Tee, cone, 1/2" BSP			C	
28F/9439102	AGS.1105/B	Union, adaptor, 1/4" BSP			C	
28F/9423237	AGS.1132/B	Union, banjo, 1/4" BSP			C	
28W/9419402	SP.13/C	Washer			C	
28W/9419474	SP.15/B	Washer			C	
28W/9419475	SP.15/C	Washer			C	
28W/9419486	SP.16/B	Washer			C	
28W/9416642	SP.47/B	Washer			C	
28W/9416643	SP.47/C	Washer			C	

NOTE: Pages 1221 and 1222 not issued

SERVICES
HYDRAULIC EQUIPMENT IN INNER WING LEADING EDGE, PORT

Ref. No.	Part No.	Description	No. off	Matl. Spec	Cl. of Equip.		Plate No.
					M.R.	L.M.	
	E.B6.73.23	HYDRAULIC EQUIPMENT IN INNER WING LEADING EDGE, PORT, ASSEMBLY (PRE MOD. 2393-2155-2197)	—	—	—		
		Spares for:—					
881	E.A1.73.191	Bolt, special, banjo body, fitting at Lockheed hydraulic pump, suction line	1	S.11	C		
882	E.A1.73.193	Bolt, special, banjo body, fitting at Lockheed hydraulic pump, delivery line	1	S.96	C		
5348	EEAS.143/8H	Clip, pipe, single, 3/8" o/d, bonding	1	L.72	C		
17529	EEAS.143/23	Clip, pipe, single, 3/8" o/d	1	L.72	C		
5523	EEAS.143/23H	Clip, pipe, single, 3/8" o/d, bonding	1	L.72	C		
30965	E.A3.73.915	Coupling, pipe (Mod. 2558)	1	S.91	C		
	E.B7.73.189	Fairlead, at diaphragm between ribs 2 and 3 for flexible suction and delivery pipes (Mod. 1499)	1	LFS.21	—		
	E.B7.73.191	Fairlead, at diaphragm between ribs 2 and 3 for flexible suction and delivery pipes (Mod. 1499)	1	LFS.21	—		
886	E.A1.73.189	Fitting, banjo body, special connection to flexible hose at Lockheed hydraulic pump, delivery line	1	L.40	C		
885	E.A1.73.247	Fitting, banjo body, special connection to flexible hose at Lockheed hydraulic pump (Pre Mod. 2701)	1	L.40	C		
37585	E.A1.73.403	Fitting, banjo body, special connection to flexible hose at Lockheed hydraulic pump (Mod. 2701)	1	DTD.423	C		
30978	E.A4.73.283	Pipe, assembly, from coupling at rib 2 to fuselage connection inboard of rib 1, delivery line (Mod. 2558)	1	DTD.743	C		
6888	E.B6.73.191	Pipe, assembly, from coupling at rib 2 to fuselage connection inboard of rib 1, suction line	1	DTD.323	C		
981	EEAS.20/2DR	Tab, locking, 20 SWG	4	L.72	C		
5259	EEAS.21/2ERH	Washer, special	2	—	C		
	E.B6.73.395	HYDRAULIC EQUIPMENT IN INNER WING LEADING EDGE, PORT, ASSEMBLY (MOD. 2393-2155-2197)	—	—	—		
		Spares for:—					
881	E.A1.73.191	Bolt, special, banjo body fitting at Lockheed hydraulic pump, suction line	1	S.11	C		S.12
882	E.A1.73.193	Bolt, special, banjo body fitting at Lockheed hydraulic pump, delivery line	1	S.11	C		S.12
5348	EEAS.143/8H	Clip, pipe, single, 3/8" o/d, bonding	1	L.72	C		
12436	E.A9.73.165	Clip, pipe, special, at diaphragm, between ribs 2 and 3	1	—	C		S.12
17529	EEAS.143/23	Clip, pipe, single, 3/8" o/d (or use Ref. 5523) ...	1	L.72	C		S.12
5523	EEAS.143/23H	Clip, pipe, single, 3/8" o/d, bonding	1	L.72	C		S.12
30965	E.A3.73.915	Coupling, pipe (Mod. 2645)	1	S.91	C		S.12
22802	E.A9.73.163	Fairlead, at diaphragm, between ribs 2 and 3 for flexible suction and delivery pipes	1	LFS.21	C		S.12
22789	E.A9.73.93	Fairlead, hydraulic pump flexible pipe	2	—	C		S.12

SERVICES
HYDRAULIC EQUIPMENT IN INNER WING LEADING EDGE, PORT

Ref. No.	Part No.	1 2 3 4 5 6	Description	No. off	Matl. Spec.	Cl. of Equip.	Plate No.
						M.R. L.M.	
6886	E.B7.73.105		Fairlead, at diaphragm, between ribs 2 and 3, for flexible suction and delivery pipes	1	LFS.21	C	
886	E.A1.73.189		Fitting, banjo body, special connection to flexible hose at Lockheed hydraulic pump, delivery line	1	L.40	C	S.12
885	E.A1.73.247		Fitting, banjo body, special connection for flexible hose at Lockheed hydraulic pump, suction line (Pre Mod. 2701)	1	L.40	C	
37585	E.A1.73.403		Fitting, banjo body, special connection for flexible hose at Lockheed hydraulic pump, suction line (Mod. 2701)	1	DTD.423	C	S.12
30978	E.A4.73.283		Pipe, assembly, from coupling at rib 2 to fuselage connection inboard of rib 1, delivery line (Mod. 2645)	1	DTD.743	C	S.12
6888	E.B6.73.191		Pipe, assembly, from coupling at rib 2 to fuselage connection inboard of rib 1, suction line	1	DTD.323	C	S.12
981	EEAS.20/2DR		Tab, locking, 20 SWG	4	DTD.390	C	S.12
5259	EEAS.21/2ERH		Washer, special	2	—	C	
22804	E.A9.73.167		Washer, special, for pipe clip at diaphragm between ribs 2 and 3	1	L.72	C	S.12
22805	E.A9.73.168		Washer, special, for pipe clip at diaphragm between ribs 2 and 3	1	L.72	C	S.12

Pages 1225 to 1234 not issued

SERVICES
HYDRAULIC EQUIPMENT IN INNER WING LEADING EDGE, STARBOARD

Ref. No.	Part No.	Description	No. off	Matl. Spec.	Cl. of Equip.		Plate No.
					M.R.	L.M.	
	E.B6.73.24	HYDRAULIC EQUIPMENT IN INNER WING LEADING EDGE, STARBOARD (PRE-MOD. 2393-2155-2197) Spares for:—	—	—	—		
881	E.A1.73.191	BOLT , special, banjo fitting at Lockheed hydraulic pump	1	S.11	C		
882	E.A1.73.193	BOLT , special, banjo fitting at Lockheed hydraulic pump	1	S.96	C		
2340	E.A3.73.281	CLIP , half accumulator mounting	2	—	C		
2364	E.A2.73.111	ELBOW , special, union, pressure gauge connector leading edge	1	—	C		
891	E.A1.73.199	FAIRLEAD	1	LFS.21	C		
5037	E.A1.73.293	FAIRLEAD	1	BSS.216	C		
6889	E.A1.73.385	FAIRLEAD	1	LFS.21	C		
5157	E.A2.75.415	FAIRLEAD	2	LFS.21	C		
886	E.A1.73.189	FITTING , banjo body, special, connection for flexible hose at Lockheed hydraulic pump pressure line	1	L.40	C		
885	E.A1.73.247	FITTING , banjo body, special, connection for flexible hose at Lockheed hydraulic pump suction line (Pre-Mod. 2701)	1	L.40	C		
37585	E.A1.73.403	FITTING , banjo body, special, connection for flexible hose at Lockheed hydraulic pump suction line (Mod. 2701)	1	DTD.423	C		
30960	E.A3.73.895	FITTING , banjo body, special, connection for flexible hose connection to non-return valve delivery line (Mod. 2558)	1	DTD.743	C		
30961	E.A3.73.897	PIPE , assembly, from non-return valve engine driven pump to cut-out valve tee delivery line (Mod. 2558)	1	DTD.743	C		
30962	E.A3.73.899	PIPE , assembly, from tee in delivery line to cut-out valve (Mod. 2558)	1	DTD.743	C		
30963	E.A3.73.901	PIPE , assembly, from starboard engine driven pump non-return valve to Lockheed cut-out valve tee, port, pump delivery line (Mod. 2558)	1	DTD.743	C		
30964	E.A3.73.903	PIPE , assembly, from running coupling at wing rib 1 to non-return valve, port, hydraulic pump delivery line in leading edge (Mod. 2558)	1	DTD.743	C		
6895	E.B6.73.183	PIPE , assembly, from cut-out valve at leading edge to running coupling at wing rib 1, return line	1	—	C		
6896	E.B7.73.61	PIPE , assembly, from cut-out valve at leading edge to accumulator and non-return valve tee pressure line	1	—	C		
6897	E.B7.73.65	PIPE , assembly, from cut-out valve and non-return valve tee to accumulator, pressure line	1	DTD.323	C		
6898	E.B7.73.69	PIPE , assembly, from accumulator and inflation valve tee, to pressure gauge in leading edge	1	DTD.323	C		

SERVICES
HYDRAULIC EQUIPMENT IN INNER WING LEADING EDGE, STARBOARD

Ref. No.	Part No.	1	2	3	4	5	6	Description	No. off	Matl. Spec.	Cl. of Equip.	Plate No.
											M.R.	
6899	E.B7.73.71							PIPE, assembly, from accumulator and pressure line gauge tee, to inflation valve	1	DTD.323	C	
6900	E.B7.73.73							PIPE, assembly, from accumulator to running coupling at wing rib 1	1	DTD.323	C	
6901	E.B6.73.185							PIPE, assembly, from accumulator tee piece to fuselage connection non-return valve pressure line	1	DTD.323	C	
6902	E.B7.73.45							PIPE, assembly, from running coupling at wing rib 1 to flexible hose coupling at engine driven pump suction line	1	L.56	C	
6903	E.B6.73.181							PIPE, assembly, from running coupling at wing rib 1 to fuselage coupling, return line	1	DTD.323	C	
6904	E.B6.73.175							PIPE, assembly, from running coupling at wing rib 1, to inflation valve and pressure gauge tee piece at leading edge	1	DTD.323	C	
980	EEAS.20/1DR							TAB, locking	4	—	C	
981	EEAS.20/2DR							TAB, locking	6	DTD.390	C	
30966	E.A3.73.905							TEE, cone cut-out valve junction pipe (Mod. 2558) ...	1	S.91	C	
30967	E.A3.73.907							UNION body, rib 1 (Mod. 2558)	1	S.91	C	

SERVICES
HYDRAULIC EQUIPMENT IN INNER WING LEADING EDGE, STARBOARD

Ref. No.	Part No.	Description	No. off	Matl. Spec.	Cl. of Equip.		Plate No.
					M.R.	L.M.	
		1 2 3 4 5 6					
	E.B6.73.397	HYDRAULIC EQUIPMENT IN INNER WING LEADING EDGE, STARBOARD, ASSEMBLY (MOD. 2393-2155-2197)	—	—	—		
		Spares for:—					
881	E.A1.73.191	BOLT , special, banjo fitting at Lockheed hydraulic pump	1	S.11	C		S.12
882	E.A1.73.193	BOLT , special, banjo fitting at Lockheed hydraulic pump	1	S.11	C		S.12
12436	E.A9.73.165	CLIP , pipe, special, between rib 2 and 3	1	L.72	C		S.12
2340	E.A3.73.281	CLIP , half, accumulator mounting	2	—	C		S.12
2364	E.A2.73.111	ELBOW , special, union pressure gauge connection leading edge	1	—	C		S.12
891	E.A1.73.199	FAIRLEAD ,	1	LFS.21	C		S.12
6889	E.A1.73.385	FAIRLEAD ,	1	LFS.21	C		S.12
22789	E.A9.73.93	FAIRLEAD , hydraulic pump flexible pipe	2	—	C		S.12
22803	E.A9.73.164	FAIRLEAD , at diaphragm, between ribs 2 and 3 for flexible suction and delivery pipes	1	LFS.21	C		S.12
886	E.A1.73.189	FITTING , banjo body, special, connection for flexible hose at Lockheed hydraulic pump pressure line	1	L.40	C		S.12
885	E.A1.73.247	FITTING , banjo body, special, connection for flexible hose at Lockheed hydraulic pump suction line (Pre-Mod. 2701)	1	L.40	C		S.12
37585	E.A1.73.403	FITTING , banjo body, special, connection for flexible hose at Lockheed hydraulic pump suction line (Mod. 2701)	1	DTD.423	C		S.12
12439	E.A9.73.79	PIPE , assembly, Avery coupling at rib 2 to coupling at rib 1 suction line	1	L.56	C		S.12
32573	E.B6.73.399	PIPE , assembly, coupling at rib 1 to accumulator ...	1	DTD.323	C		S.12
6895	E.B6.73.183	PIPE , assembly, from cut-out valve at leading edge to running coupling at wing rib 1, return line	1	—	C		S.12
6896	E.B7.73.61	PIPE , assembly, from cut-out valve at leading edge to accumulator and non-return valve tee pressure line	1	—	C		S.12
6897	E.P7.73.65	PIPE , assembly, from cut-out valve and non-return valve tee, to accumulator pressure line	1	DTD.323	C		S.12
6898	E.B7.73.69	PIPE , assembly, from accumulator and inflation valve tee, to pressure gauge in leading edge	1	DTD.323	C		S.12
6899	E.B7.73.71	PIPE , assembly, from accumulator and pressure line gauge tee, to inflation valve	1	DTD.323	C		S.12
6901	E.B6.73.185	PIPE , assembly, from accumulator tee piece to fuselage connection non-return valve pressure line	1	DTD.323	C		S.12
6903	E.B6.73.181	PIPE , assembly, from running coupling at wing rib 1, to fuselage coupling return line	1	DTD.323	C		S.12
6904	E.B6.73.175	PIPE , assembly, from running coupling at wing rib 1, to inflation valve and pressure gauge tee piece at leading edge	1	DTD.323	C		S.12

SERVICES
HYDRAULIC EQUIPMENT IN INNER WING LEADING EDGE, STARBOARD

Ref. No.	Part No.	Description	No. off	Matl. Spec.	Cl. of Equip.	Plate No.
					M.R. L.M.	
		1 2 3 4 5 6				
30987	E.B7.73.361	PIPE, assembly from Avery coupling to non-return valve delivery line (Mod. 2645)	1	DTD.743	C	S.12
30988	E.B7.73.363	PIPE, assembly, from non-return valve adjacent to rib 2 to non-return valve's tee piece adjacent to rib 2 (Mod. 2645)	1	DTD.743	C	S.12
30989	E.B7.73.365	PIPE, assembly, from non-return valve's tee piece to cut-out valve delivery line (Mod. 2645)	1	DTD.743	C	S.12
30990	E.B7.73.367	PIPE, assembly, from non-return valve's tee piece to non-return valve adjacent to rib 1 (Mod. 2645)	1	DTD.743	C	S.12
30991	E.B7.73.369	PIPE, assembly, from non-return valve adjacent to rib 1, to adaptor on rib 1 (Mod. 2645)	1	DTD.743	C	S.12
980	EEAS.20/1DR	TAB, locking	4	—	C	S.12
981	EEAS.20/2DR	TAB, locking	6	L.72	C	S.12
30966	E.A3.73.905	TEE, cone, cut-out valve, junction pipe	1	S.91	C	
	or					
36815	E.A3.73.919	TEE, cone (Mod. 2645)	1	—	C	S.12
30967	E.A3.73.907	UNION, body, rib 1 delivery line	1	S.91	C	S.12
22804	E.A9.73.167	WASHER, special, for pipe clip, between ribs 2 and 3	1	L.72	C	S.12
22805	E.A9.73.168	WASHER, special, for pipe clip, between ribs 2 and 3	1	L.72	C	S.12

¹²³⁹
Pages ~~1237~~ to 1248 not issued

SERVICES
HYDRAULIC EQUIPMENT IN INNER WING LEADING EDGE

Ref. No.	Part No.	Description	No. off	Matl. Spec.	Cl. of Equip.	Plate No.
					M.R. L.M.	
		1 2 3 4 5 6				
SUMMARY OF STOCK ITEMS USED ON EQUIPMENT IN INNER WING LEADING EDGE PORT AND STARBOARD, ASSEMBLY						
28F/8011809	AGS.1104/B	Adaptor, cone, 1/4" o/d. ...				C
28F/9140971	AGS.1104/C	Adaptor, cone, 3/8" o/d. ...				C
28F/1013599	AGS.1142/A	Adaptor, nipple, 1/8" o/d. ...				C
28F/8011896	AGS.1142/C	Adaptor, nipple, 3/8" o/d. ...				C
28F/9439897	AGS.1142/E	Adaptor, nipple, 5/8" o/d. ...				C
28F/9439533	AGS.1129/B	Body, banjo, single-ended cone, 1/4" o/d. ...				C
28F/9741001	AGS.1102/C	Body, cone, union, 3/8" BSP				C
28F/9877	AGS.1103/E	Body, union ...				C
28F/1013402	AGS.1111/B	Body, union, bulkhead, 1/4" BSP				C
28F/9714	AGS.1111/C	Body, union, bulkhead, 3/8" BSP				C
28F/9476128	AGS.1112/E	Body, union, flanged, bulkhead, 5/8" BSP				C
28D/1010658	A25/1B	Bolt, 4 BA, hex. head, "5 long				C
28D/1008149	A25/2B	Bolt, 4 BA, hex. head, "6 long				C
28D/9436920	A25/1C	Bolt, 2 BA, hex. head, "55 long				C
28D/9133011	A25/2C	Bolt, 2 BA, hex. head, "65 long				C
28D/9133012	A25/3C	Bolt, 2 BA, hex. head, "75 long				C
28D/1200129	A25/4C	Bolt, 2 BA, hex. head, "85 long				C
28D/9140644	A25/9C	Bolt, 2 BA, hex. head, 1"35 long				C
28D/9435710	A25/11C	Bolt, 2 BA, hex. head, 1"55 long				C
28D/1011022	A25/18C	Bolt, 2 BA, hex. head, 2"25 long				C
28D/1011023	A25/20C	Bolt, 2 BA, hex. head, 2"45 long				C
28D/1212941	A61/3C	Bolt, 2 BA, hex. head, "75 long				C
28D/1212957	A61/25C	Bolt, 2 BA, hex. head, 2"95 long				C
28F/9423227	AGS.1135/B	Bolt, banjo, 1/4"				C
28M/1006504	A27/BT	Nut, 4 BA, thin				C
28M/13324	A29/CP	Nut, 2 BA, plain				C
28M/1278189	AGS.2001/B/1	Nut, stiff, 4 BA				C
28M/1278190	AGS.2001/C/1	Nut, stiff, 2 BA				C
28S/1200033	A31/B24	Screw, 4 BA, cheese head, 3/4" long				C
28F/9428453	AGS.1186/B	Seal, bonded				C
28F/9429527	AGS.1186/BB	Seal, bonded				C
28F/9429532	AGS.1186/C	Seal, bonded				C
28F/9428454	AGS.1186/CC	Seal, bonded				C
28F/9128943	AGS.1114/B	Sleeve, flanged, bulkhead, 1/4" BSP				C
28F/9476124	AGS.1118/C	Tee, cone, 3/8"				C
28F/9463543	AGS.1120/1	Tee, cone, 1/2" x 1/4" x 1/8"				C
28W/9419465	SP.13/B	Washer, 4 BA, thin				C
28W/9419402	SP.13/C	Washer, 2 BA, thin				C
28W/9419475	SP.15/C	Washer, 2 BA, thin				C
28W/9416642	SP.47/B	Washer, 4 BA, spring				C
28W/9416632	SP.47/C	Washer, 2 BA, spring				C
28F/9128928	AGS.1115/2	Washer, plate				C
28F/11492	AGS.1115/3	Washer, plate				C
28F/9128928	AGS.1115/4	Washer, plate				C
28F/8872	AGS.1115/7	Washer, plate				C

**SERVICES
OXYGEN SYSTEM**

Ref. No.	Part No.	Description						No. off	Matl. Spec.	Cl. of Equip. M.R. L.M.	Plate No.
		1	2	3	4	5	6				
	E.B6.71.1	OXYGEN SYSTEM, ASSEMBLY						—	—	—	
	E.B6.71.3	BOMB AIMER'S OXYGEN SYSTEM ARRANGEMENT						—	—	—	
		Spares for:—									
6425	EEAS.143/3	CLIP , pipe, single, $\frac{5}{8}$ " o/d.						2	L.72	C	
4965	EEAS.143/5	CLIP , pipe, single, $\frac{5}{8}$ " o/d.						21	L.72	C	
6429	EEAS.143/7	CLIP , pipe, single, $\frac{5}{8}$ " o/d.						5	L.72	C	
5551	EEAS.143/14	CLIP , pipe, single, $\frac{7}{8}$ " o/d.						12	L.72	C	
15117	E.B7.71.53	FAIRLEAD , half at frames A and I						4	LFS.21	C	S.7
	E.B7.71.55	HOSE , connection, $\frac{7}{8}$ " i/d. x $1\frac{1}{4}$ " o/d. x 3" long (Make from 32C/445)						5	DTD.625	LM	S.7
5811	E.B6.71.33	PIPE , assembly, H.P. from supply tee to stop valve on pressure bulkhead, starboard						1	T.51	C	S.7
5812	E.B6.71.27	PIPE , assembly, H.P. from bomb aimer's regulator to supply pipe connection on coaming tube (Pre-Mod. 2197)						1	L.54	C	
5814	E.B6.71.31	PIPE , assembly, L.P. bomb aimer's supply, from regulator to coupling on frame 6						1	L.56	C	S.7
5813	E.B6.71.29	PIPE , assembly, L.P. bomb aimer's supply, from coupling on frame 6 to coupling on pressure bulkhead (Pre-Mod. 2395-2155-2197)						1	L.56	C	
32572	E.B6.71.197	PIPE , assembly, bomb aimer's supply, from coupling on frame 6 to coupling on pressure bulkhead (Mod. 2393-2155-2197)						1	L.56	C	S.7
	E.B6.71.631	PIPE , assembly, bomb aimer's supply, from coupling on frame 6 to coupling on pressure bulkhead (Mod. 4052)						1	L.56	LM	
5754	E.B7.71.91	PIPE , assembly, from oxygen regulator to hose coupling forward of frame 1, starboard, $\frac{7}{8}$ " o/d. x 22 SWG						1	L.54	C	S.7
5755	E.B7.71.93	PIPE , L.P. from hose coupling forward of frame 1 to flexible hose coupling aft of frame 2, starboard, $\frac{7}{8}$ " o/d. x 22 SWG						1	L.56	C	S.7
5756	E.B7.71.95	PIPE , assembly, H.P., from regulator to 2-way connector aft of frame A, starboard						1	L.54	C	S.7
5757	E.B7.71.97	PIPE , assembly, H.P., from coupling aft of frame A, to coupling tee at frame 1 regulator line, starboard						1	L.54	C	S.7
5758	E.B7.71.99	PIPE , assembly, H.P., from oxygen contents gauge tee to reducing valve tee, forward of frame 2, starboard						1	T.51	C	S.7
5759	E.B7.71.101	PIPE , assembly, H.P., from supply tee forward of frame 2, to oxygen contents gauge, starboard (Pre-Mod. 1482)						1	T.51	C	
5760	E.B7.71.103	PIPE , assembly, H.P., from oxygen contents gauge to supply tee at frame 5, starboard						1	T.51	C	S.7
5762	E.B7.71.107	PIPE , assembly, H.P., from supply tee to R.H. oxygen contents gauge (Pre-Mod. 1482)						1	T.51	C	
27360	E.B6.71.157	PIPE , assembly, H.P., from coupling to oxygen gauge supply tee (Mod. 1482)						1	T.51	C	S.7
27359	E.B6.71.159	PIPE , assembly, H.P., from supply tee, forward of frame 2, to oxygen gauge, starboard, L.H. (Mod. 1482)						1	T.51	C	S.7
27358	E.B6.71.161	PIPE , assembly, H.P., from supply tee to oxygen gauge, starboard, R.H. (Mod. 1482)						1	T.51	C	S.7
32351	E.B6.71.165	PIPE , assembly, H.P., supply to bomb aimer's regulator and adaptor (Mod. 2197) (S.O.O.)						1	L.54	C	S.7

**SERVICES
OXYGEN SYSTEM**

Ref. No.	Part No.	Description	No. off	Matl. Spec.	Cl. of Equip.		Plate No.
					M.R.	L.M.	
	E.B6.71.5	NAVIGATOR'S OXYGEN SYSTEM ARRANGEMENT	—	—	—		
		Spares for:—					
	E.B7.71.221	BRACKET , mounting, navigator's demand oxygen regulator and reducing valve (Mod. 1299)	1	—	—		
1837	E.A3.71.127	CABLE , emergency release	1	—	C	S.7	
1838	E.A3.71.129	CABLE , emergency release	1	—	C	S.7	
5780	E.B7.71.49	CLAMP , reducing valve mounting	1	—	C	S.7	
15120	E.B7.71.169	CLIP , half	2	DTD.124	C	S.7	
6425	EEAS.143/3	CLIP , pipe, single, $\frac{5}{8}$ " o/d.	3	L.72	C	S.7	
4965	EEAS.143/5	CLIP , pipe, single, $\frac{3}{8}$ " o/d.	5	L.72	C	S.7	
5551	EEAS.143/14	CLIP , pipe, single, $\frac{7}{8}$ " o/d.	8	L.72	C	S.7	
	E.B6.71.9	FITTING ON PRESSURE BULKHEAD, ASSEMBLY	—	—	—		
		Spares for:—					
1835	E.A3.57.21	BRACKET , H.P. valve mounting	1	—	C		
18646	E.B7.71.21	BRACKET , flexible hose connector (Pre-Mod. 4052)	2	—	C		
	E.B6.71.621	BRACKET , flexible hose connection (Mod. 4052)	1	L.72	—		
1128	EEAS.69/2	GASKET	2	Neo-K-Tex	C	S.7	
	E.B7.71.55	HOSE , connection, $\frac{7}{8}$ " i/d. x $1\frac{1}{4}$ " o/d. x 3" long (Make from 32C/445)	5	DTD.625	LM	S.7	
5815	E.B6.71.21	PIPE , assembly, H.P., from stop valve tee piece to navigator's reducing valve tee piece delivery line	1	L.54	C	S.7	
5816	E.B6.71.23	PIPE , assembly, H.P., from oxygen stop valve to pressure bulkhead connection, starboard	1	T.51	C	S.7	
5817	E.B6.71.25	PIPE , assembly, H.P., from navigator's regulator tee piece to navigator's regulator (Pre-Mod. 4051)	1	L.54	C	S.7	
	E.B6.71.597	PIPE , assembly, from regulator to reducing valve (Mod. 4051)	1	L.54	—		
5818	E.B6.71.39	PIPE , assembly, H.P., from navigator's regulator tee piece to coupling connection on cross tube	1	L.54	C	S.7	
5764	E.B7.71.59	PIPE , L.H., from navigator's oxygen regulator, to hose coupling at navigator's table, $\frac{7}{8}$ " o/d. x 22 SWG (Pre-Mod. 4051)	1	L.54	C	S.7	
	E.B6.71.599	PIPE , assembly, from regulator to hose coupling at frame 5 (Mod. 4051)	1	L.54	—		
12918	E.B6.71.65	PIPE , assembly, L.P., bend, navigator's supply, from coupling at navigator's table to coupling aft of frame 6, $\frac{7}{8}$ " o/d. x 22 SWG	1	L.54	C	S.7	
12919	E.B6.71.67	PIPE , L.P., from coupling aft of frame 6 to flexible hose coupling on pressure bulkhead, $\frac{7}{8}$ " o/d. x 22 SWG	1	L.54	C	S.7	
5767	E.B7.71.65	PIPE , assembly, H.P., from stop valve tee piece to navigator's reducing valve tee piece, delivery line	1	T.51	C	S.7	
5768	E.B7.71.67	PIPE , assembly, H.P., from stop valve to stop valve tee, port	1	T.51	C	S.7	
5769	E.B7.71.69	PIPE , assembly, H.P., from navigator's reducing valve, tee piece to reducing valve	1	L.54	C	S.7	
5772	E.B7.71.119	PIPE , assembly, H.P., from navigator's reducing valve tee piece, to tee piece on frame 5, starboard	1	T.51	C	S.7	
5161	E.A3.71.453	PIPE , assembly, H.P., from oxygen stop valve to pressure bulkhead connection, port	1	T.51	C	S.7	

**SERVICES
OXYGEN SYSTEM**

Ref. No.	Part No.	Description						No. off	Matl. Spec.	Cl. of Equip.	Plate No.
		1	2	3	4	5	6			M.R. L.M.	
	E.B6.71.11	OXYGEN CYLINDERS, ASSEMBLY						—	—	—	
		Spares for:—									
3413	EEAS.91/C	CLIP , pipe, double, $\frac{3}{8}$ " o/d.						3	—	C	S.7
1839	E.A3.71.163	PIPE , assembly, from charging valve to filter ...						1	T.51	C	S.7
1842	E.A3.71.169	PIPE , assembly, oxygen bottle, inter-connection ...						2	T.51	C	S.7
1846	E.A3.71.177	PIPE , assembly, oxygen bottle, inter-connection ...						1	T.51	C	S.7
1847	E.A3.71.179	PIPE , assembly, oxygen bottle, inter-connection ...						2	T.51	C	S.7
1848	E.A3.71.181	PIPE , assembly, oxygen bottle, inter-connection ...						1	T.51	C	S.7
4401	E.A3.71.419	PIPE , assembly, oxygen bottle, inter-connection ...						1	T.51	C	S.7
4407	E.A3.71.421	PIPE , assembly, inter-connection, from 2250 litre oxygen bottle to 3-way connection						1	T.51	C	S.7
4400	E.A3.71.423	PIPE , assembly, oxygen bottle, inter-connection ...						1	T.51	C	S.7
13115	E.B6.71.47	PIPE , assembly, from 750 litre bottle connection to pressure bulkhead						1	T.51	C	S.7
4402	E.A3.71.431	PIPE , assembly, from 3-way piece inter-connection for 2250 and 750 litre oxygen bottles to charging valve filter						1	T.51	C	S.7
4404	E.A3.71.437	PIPE , assembly, oxygen bottle, inter-connection ...						2	T.51	C	S.7
4405	E.A3.71.439	PIPE , assembly, inter-connection, from 3-way tee piece to 750 litre oxygen bottles						1	T.51	C	S.7
5819	E.B6.71.43	PIPE , assembly, from 2250 litre oxygen bottle to coupling forward of frame 12						1	T.51	C	S.7
5820	E.B6.71.41	PIPE , assembly, from starboard pressure bulkhead coupling to coupling aft of frame 9						1	T.51	C	S.7
16491	E.B6.71.49	PIPE , assembly, from coupling forward of frame 12A, to coupling aft of frame 9						1	—	C	S.7
28U/14094	AS.2381	ROD , tension, $\frac{1}{4}$ " BSP						4	—	C	S.7
1851	E.A1.71.63	SCREW , trunnion, $\frac{1}{4}$ " BSP						10	S.4	C	S.7
1852	E.A1.71.37	STRAP , oxygen bottles, 750 litres						10	L.72	C	S.7
1853	E.A1.71.39	STRAP , oxygen bottles, 750 litres						10	L.72	C	S.7
4409	E.A3.71.391	STRAP , oxygen bottles, 2250 litres						4	L.72	C	S.7
4410	E.A3.71.399	STRAP , oxygen bottles, 2250 litres						4	L.72	C	S.7
	E.G5.71.23	OXYGEN, EMERGENCY SET ON Mk. 2CA1 SEAT, INSTALLATION (MOD. 4051)						1	—	—	
	E.B6.71.571	OXYGEN, EMERGENCY SET ON Mk. 2CA2 SEAT, INSTALLATION (MOD. 4052 AND 4065)						2	—	—	
		Spares for:—									
6D/2055	†	CABLE , socket anchor						1	—	C	
6D/1698	†	CLIP , Aeroflex type "D"						1	—	C	
28E/9128961	AGS.605/1	CLIP						1	—	C	
6D/2678	†	SET , oxygen emergency, Mk. 7J						1	—	A	
6D/1464	†	SOCKET , anchor						1	—	C	
6D/1652	†	SOCKET , quick release, Mk. 9						1	—	B	
6D/1579	†	TUBING , low pressure						1	—	B	
6D/2185	†	TUBING , upper, oxygen						1	—	B	

**SERVICES
OXYGEN SYSTEM**

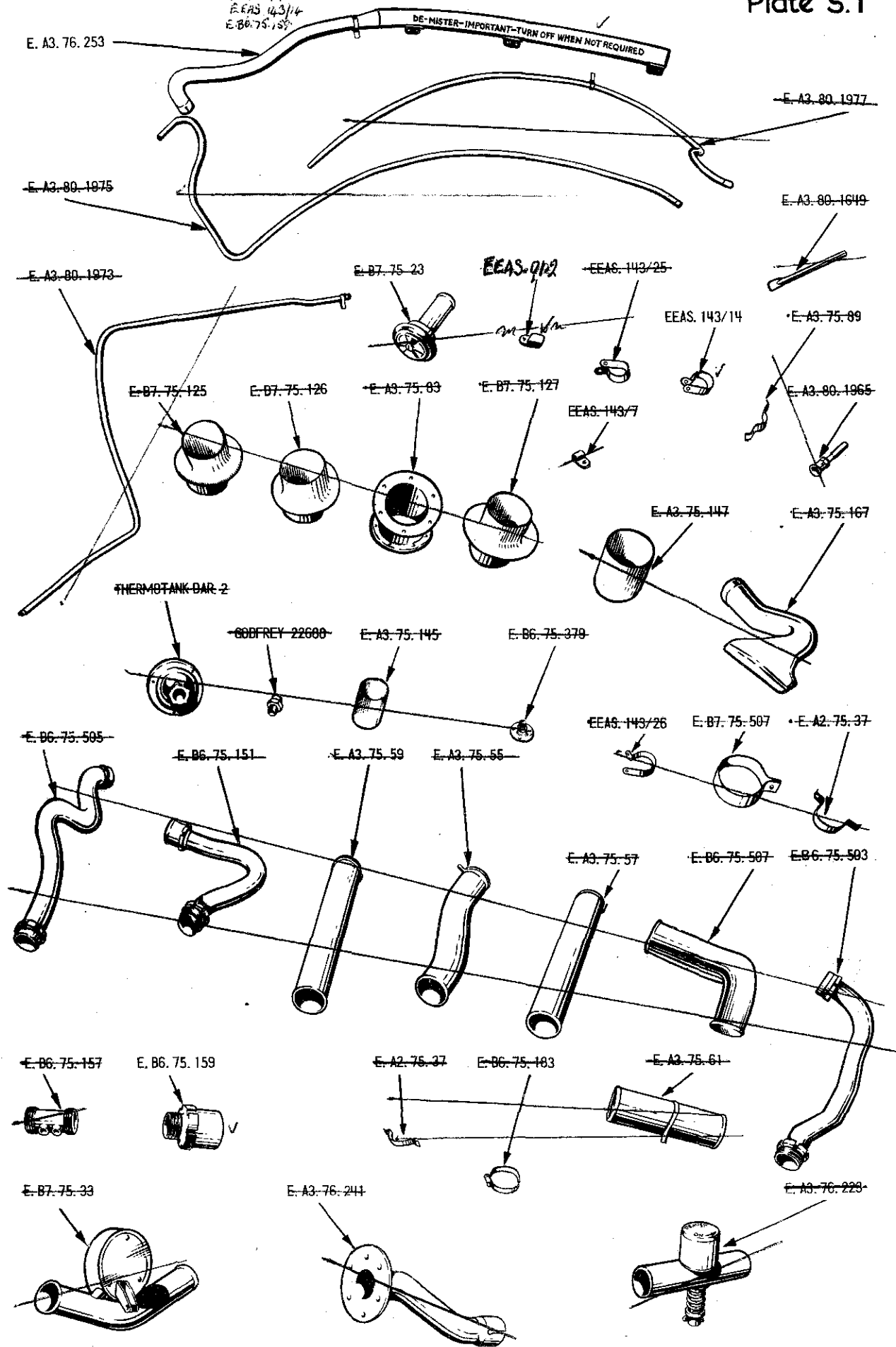
Ref. No.	Part No	Description	No. off	Matl. Spec.	Cl. of Equip.		Plate No.
					M.R.	L.M.	
	E.B7.71.3	PILOT'S OXYGEN SYSTEM, ARRANGEMENT ...	—	—	—		
		Spares for:—					
1822	E.A1.71.125	CABLE , emergency release	1	—	C	S.7	
5780	E.B7.71.49	CLAMP , reducing valve mounting	1	—	C	S.7	
15120	E.B7.71.169	CLAMP , half, for pipes, under pilot's floor ...	2	DTD.124	C	S.7	
6425	EEAS.143/3	CLIP , pipe, single, $\frac{7}{8}$ " o/d.	4	L.72	C	S.7	
20460	EEAS.143/4	CLIP , pipe, single, $\frac{3}{8}$ " o/d.	1	L.72	C	S.7	
4965	EEAS.143/5	CLIP , pipe, single, $\frac{3}{8}$ " o/d.	11	L.72	C	S.7	
15121	E.B7.71.171	FAIRLEAD , regulator, pipes at pilot's console ...	1	LFS.21	C	S.7	
	E.B7.71.55	HOSE , connecting, $\frac{7}{8}$ " i/d. x $1\frac{1}{4}$ " o/d. x 3" long (Make from 32C/445)	4	DTD.625	LM	S.7	
12633	E.B7.71.271	PIPE , L.P., from regulator to hose connection at frame 3, $\frac{7}{8}$ " o/d. x 22 SWG (Mod. 1706)	1	L.54	C	S.7	
5782	E.B7.71.27	PIPE , continuation, L.P., oxygen supply from regulator at frame 3, $\frac{7}{8}$ " o/d. x 22 SWG (Pre-Mod. 1706)	1	L.54	C		
12634	E.B7.71.269	PIPE , continuation, L.P., oxygen supply, from regulator at frame 3, $\frac{7}{8}$ " o/d. x 22 SWG (Mod. 1706)	1	L.54	C	S.7	
12049	E.B7.71.181	PIPE , continuation, L.P., oxygen supply, from frame 3, to flexible hose connection on pilot's seat, $\frac{7}{8}$ " o/d. x 22 SWG	1	—	C	S.7	
5784	E.B7.71.31	PIPE , assembly, L.P., from connection at frame 3, to regulator	1	L.54	C	S.7	
20812	E.B6.71.123	PIPE , assembly, L.P., from prone position and reducing valve tee to connection at pilot's console, starboard (Mod. 1255)	1	L.54	C	S.7	
5786	E.B7.17.35	PIPE , assembly, H.P., from port tee piece at frame 5 to connection at pilot's console	1	T.51	C	S.7	
20813	E.B6.71.125	PIPE , assembly, H.P., from port connection pilot's console, to gauge and reducing tee on starboard side (Mod. 1255)	1	T.51	C	S.7	
5788	E.B7.71.151	PIPE , assembly, H.P., from supply line tee to reducing valve	1	T.51	C	S.7	
5789	E.B7.71.153	PIPE , assembly, H.P., between port and starboard supply line tees forward of frame 2, star- board	1	T.51	C	S.7	
5790	E.B7.71.155	PIPE , assembly, L.P., from reducing valve to pilot's regulator and prone position supply tee	1	L.54	C	S.7	
5791	E.B7.71.173	PIPE , assembly, L.P., from connection at pilot's console to regulator connection at frame 3	1	L.54	C	S.7	
12048	E.B7.71.179	PIPE , continuation, L.P., oxygen supply between hose joint at frame 3	1	L.54	C	S.7	

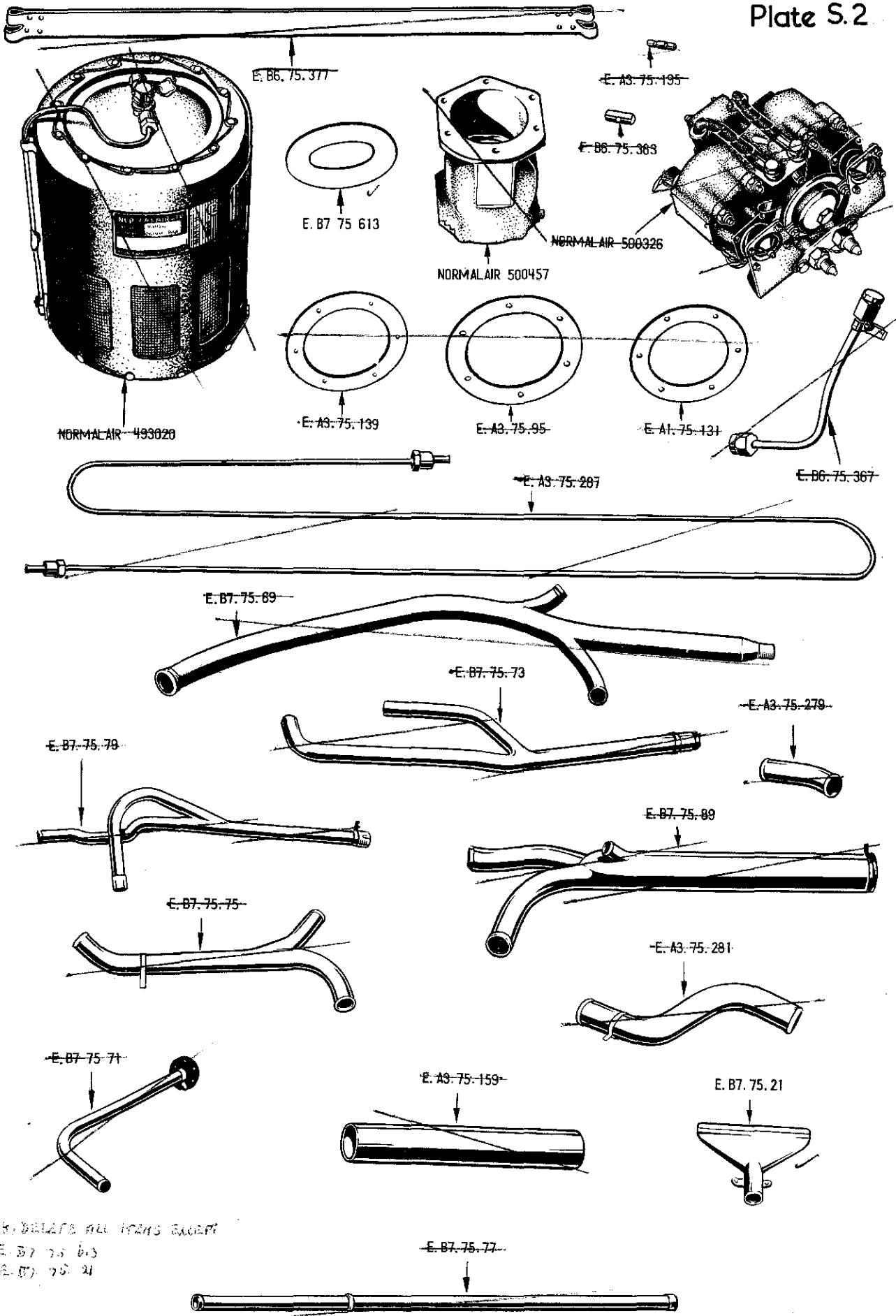
Pages ¹²⁵⁵1257 to 1268 not issued

**SERVICES
OXYGEN SYSTEM**

Ref. No.	Part No.	Description						No. off	Matl. Spec.	Cl. of Equip. M.R. L.M.	Plate No.
		1	2	3	4	5	6				
SUMMARY OF STOCK ITEMS USED ON OXYGEN SYSTEM, ASSEMBLY											
28D/1010658	A25/1B	Bolt,	4	BA		C	
28D/1008149	A25/2B	Bolt,	4	BA		C	
28D/9419452	A25/3B	Bolt,	4	BA		C	
28D/1011006	A25/5B	Bolt,	4	BA		C	
28D/1220052	A25/17B	Bolt,	4	BA		C	
28D/1212279	A25/20B	Bolt,	4	BA		C	
28D/9132449	A25/22B	Bolt,	4	BA		C	
28D/9436920	A25/1C	Bolt,	2	BA		C	
28D/9133013	A25/5C	Bolt,	2	BA		C	
28D/1011245	A25/10E	Bolt,	2	BA		C	
28D/1007979	AS.1246/1B	Bolt,	4	BA		C	
28D/8337	AS.1248/1B	Bolt,	4	BA		C	
28D/1212860	AS.1248/5G	Bolt,	1/2"	BSF		C	
28F/8294	AGS.1102/BB	Body, union		C	
28M/10287	AGS.2001/B1	Nut, stiff,	4	BA		C	
28M/10288	AGS.2001/C/1	Nut, stiff,	2	BA		C	
28M/10290	AGS.2001/E1	Nut, stiff,	1/2"	BSF		C	
28M/10327	AGS.2002/B1	Nut, stiff,	4	BA		C	
28M/10328	AGS.2002/C1	Nut, stiff,	2	BA		C	
28P/1017262	SP.4Y/H22	Pin, shackle		C	
28P/19128	SP.90/E4	Pin, split,	3/8"		C	
28S/1212708	AGS.564/22	Screw,	4	BA		C	
28F/8295	AGS.1118/BB	Tee, cone		C	
28F/9157962	AGS.1112/B	Union, flanged, bulkhead		C	
28W/9419465	SP.13/B	Washer		C	
28W/9419402	SP.13/C	Washer		C	
28W/9419474	SP.15/B	Washer		C	
28W/9419475	SP.15/C	Washer		C	
28W/9419486	SP.16/B	Washer		C	
28W/9416642	SP.47/B	Washer		C	
28F/9128928	AGS.115/2	Washer, plate		C	

ALIB. DELETE ALL ITEMS EXCEPT: E. A3.76.253
EEAS 9/12
EEAS 43/14
E. B6.75.159



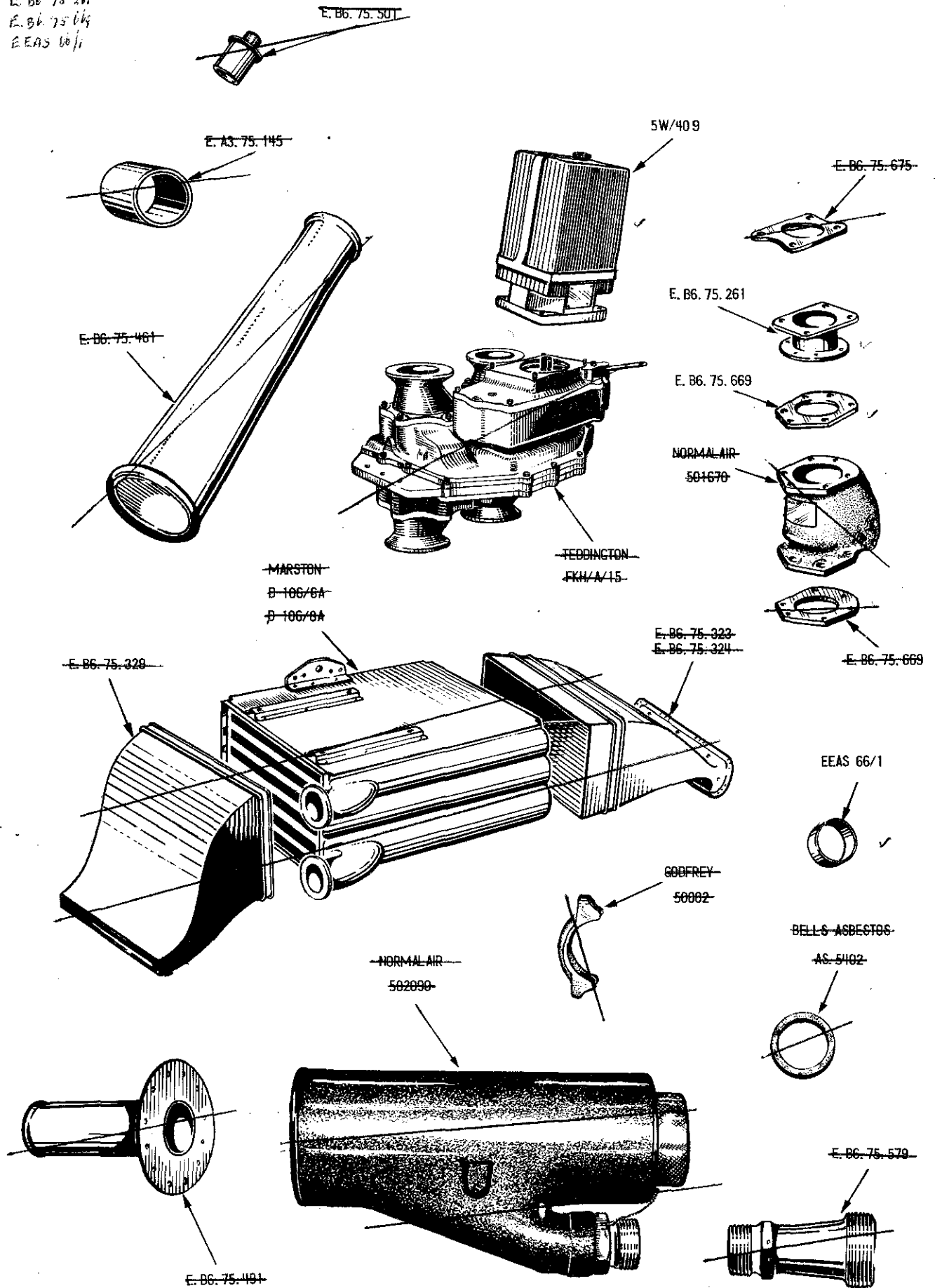


ALIS, DELATS ALL ITEMS EXCEPT
 E. B7. 75. 613
 E. B7. 75. 21

ALSO, DELETE ALL ITEMS EXCEPT

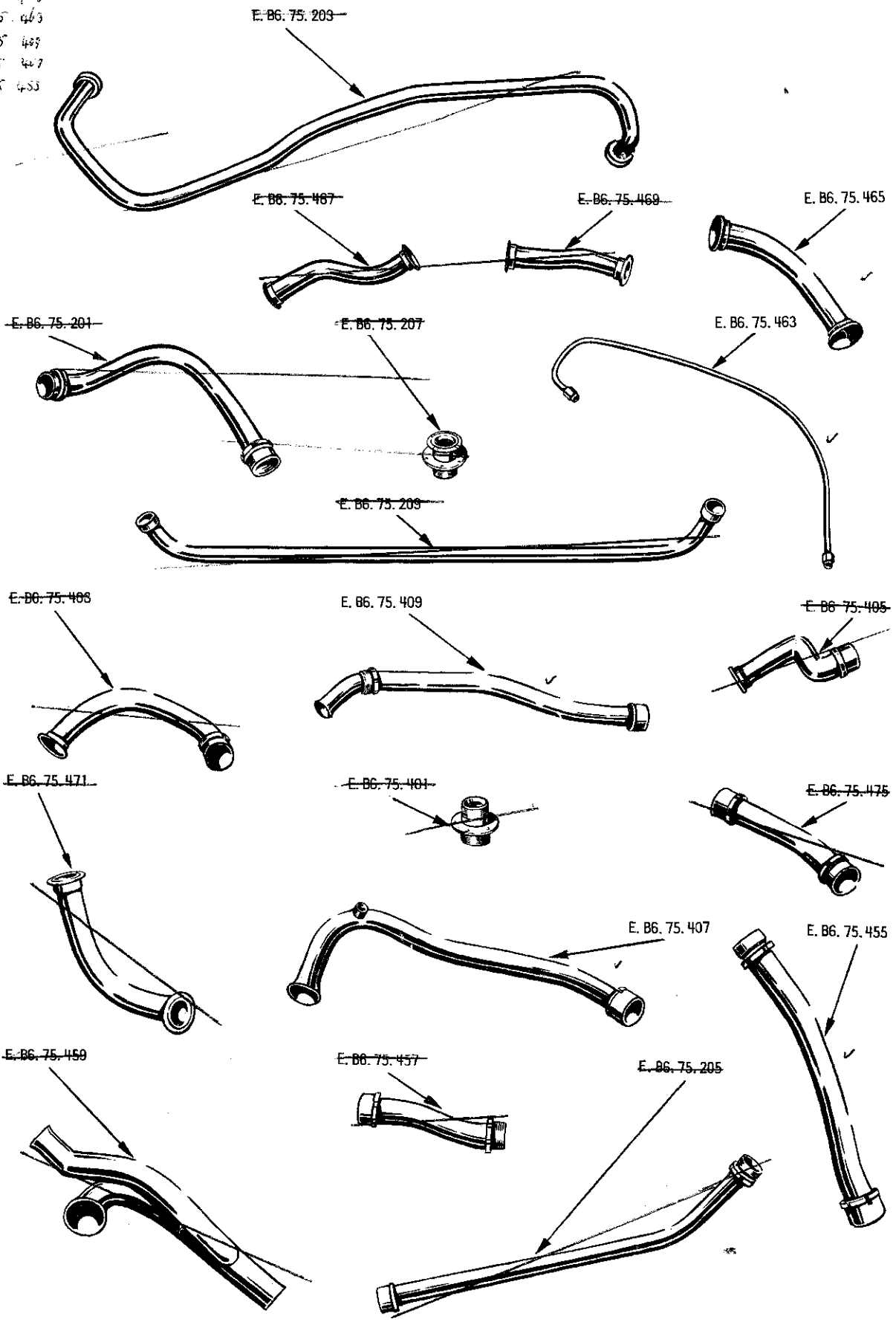
5W 409
E. B6 75 261
E. B6 75 669
E.EAS 66/1

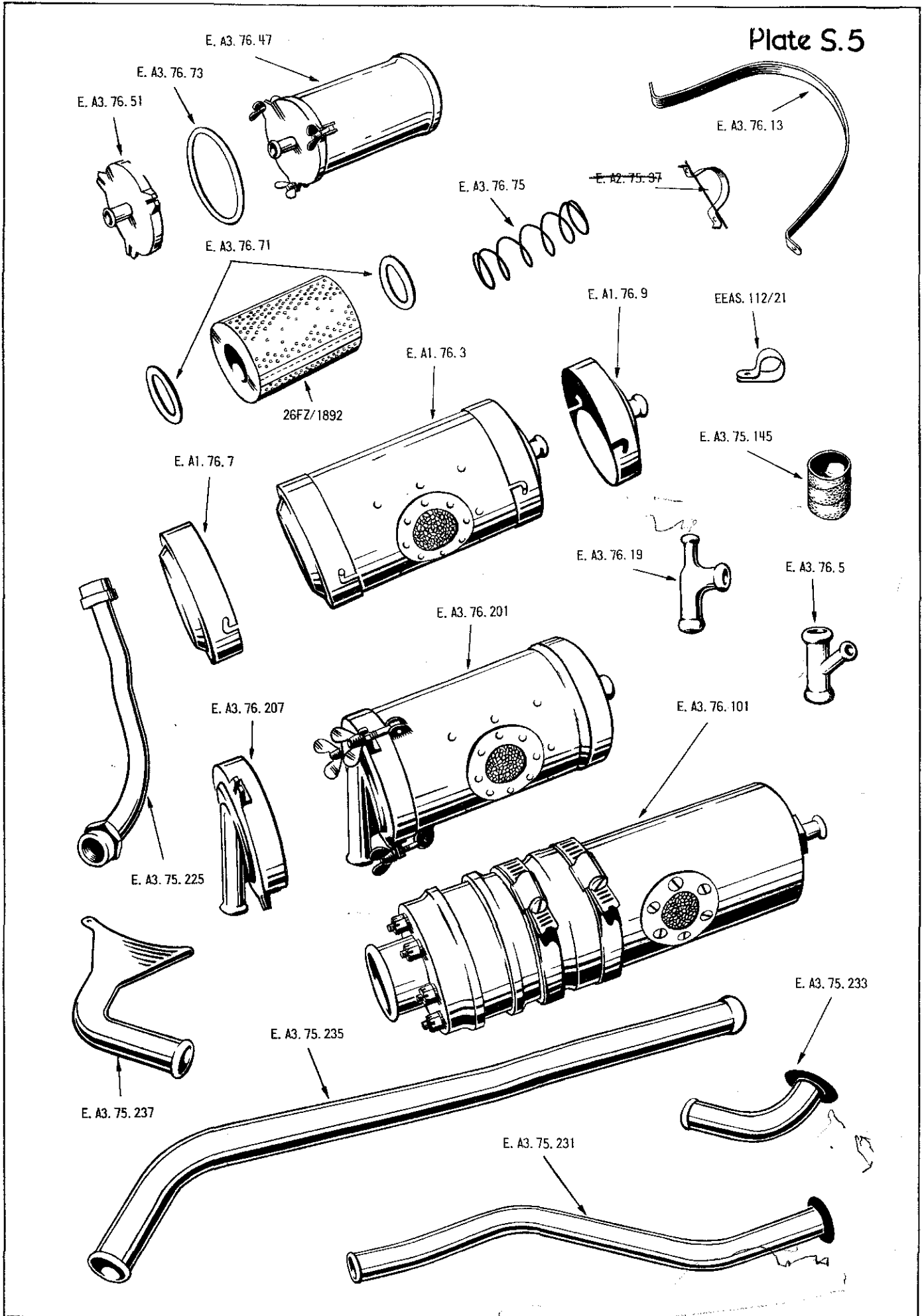
Plate S.3



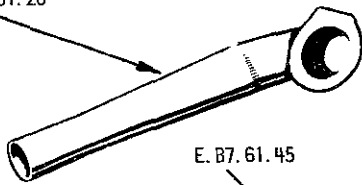
AL 18. DISCLOSE ALL ITEMS EXCEPT

- E. B6 75 465
- E. B6 75 463
- E. B6 75 467
- E. B6 75 469
- E. B6 75 453





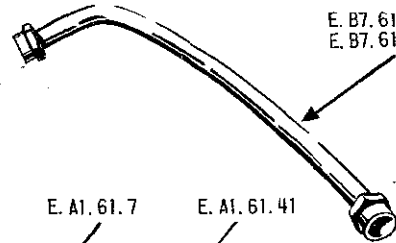
E. B7. 61. 25
E. B7. 61. 26



E. B7. 61. 89




E. B7. 61. 81
E. B7. 61. 82




E. B7. 61. 45

E. A1. 61. 8




E. B7. 61. 43



E. A1. 61. 7

E. A1. 61. 41

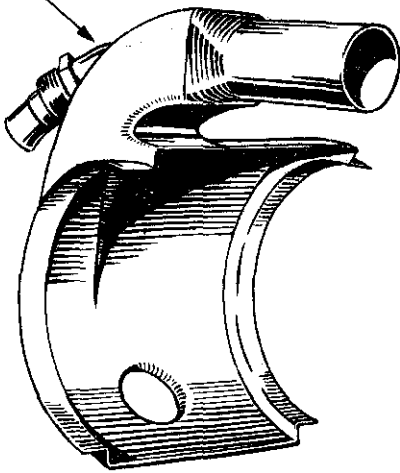


AVIATION DEVELOPMENTS
A 405

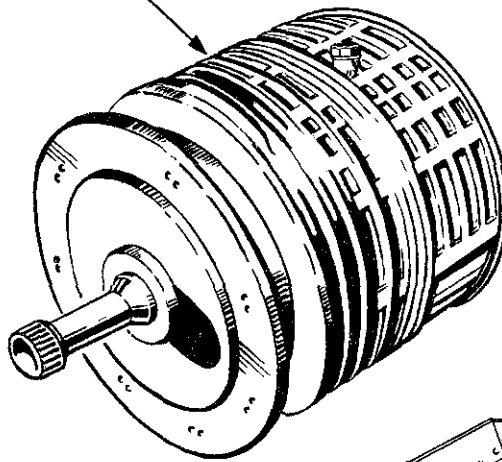
E. A1. 50-595



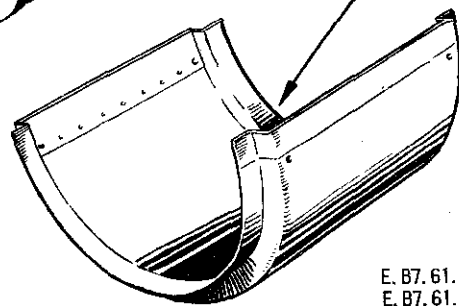
E. B7. 61. 21
E. B7. 61. 22



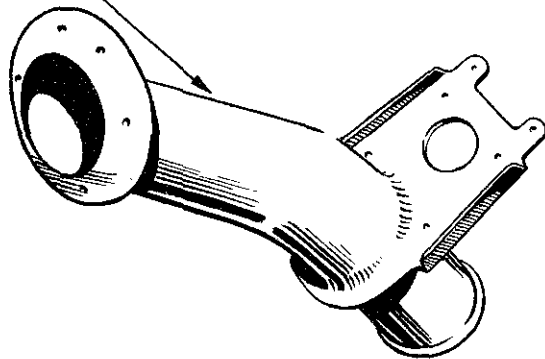
E. B7. 61. 59




E. B7. 61. 23



E. B7. 61. 53
E. B7. 61. 54



E. B7. 61. 37
E. B7. 61. 38



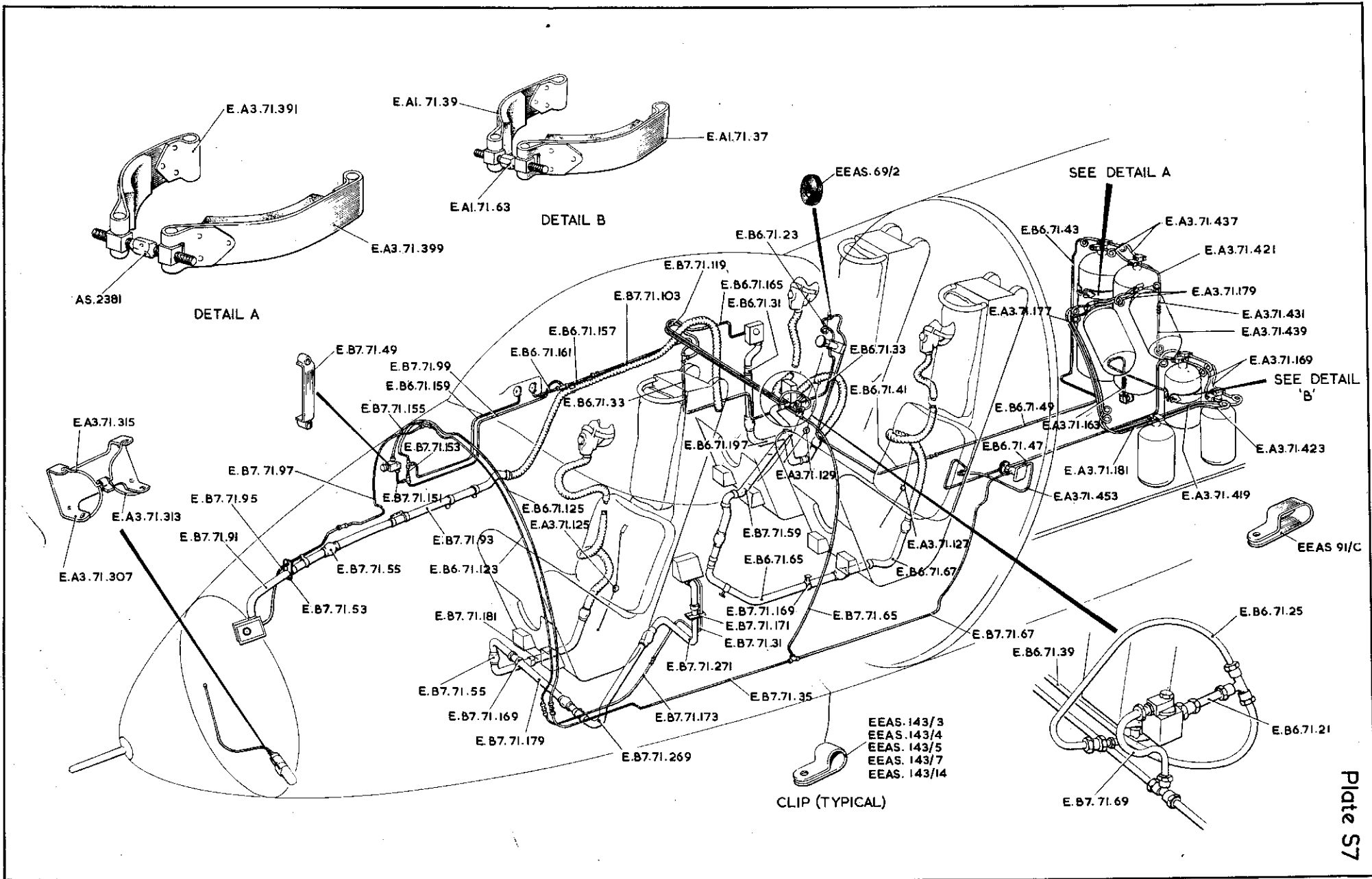
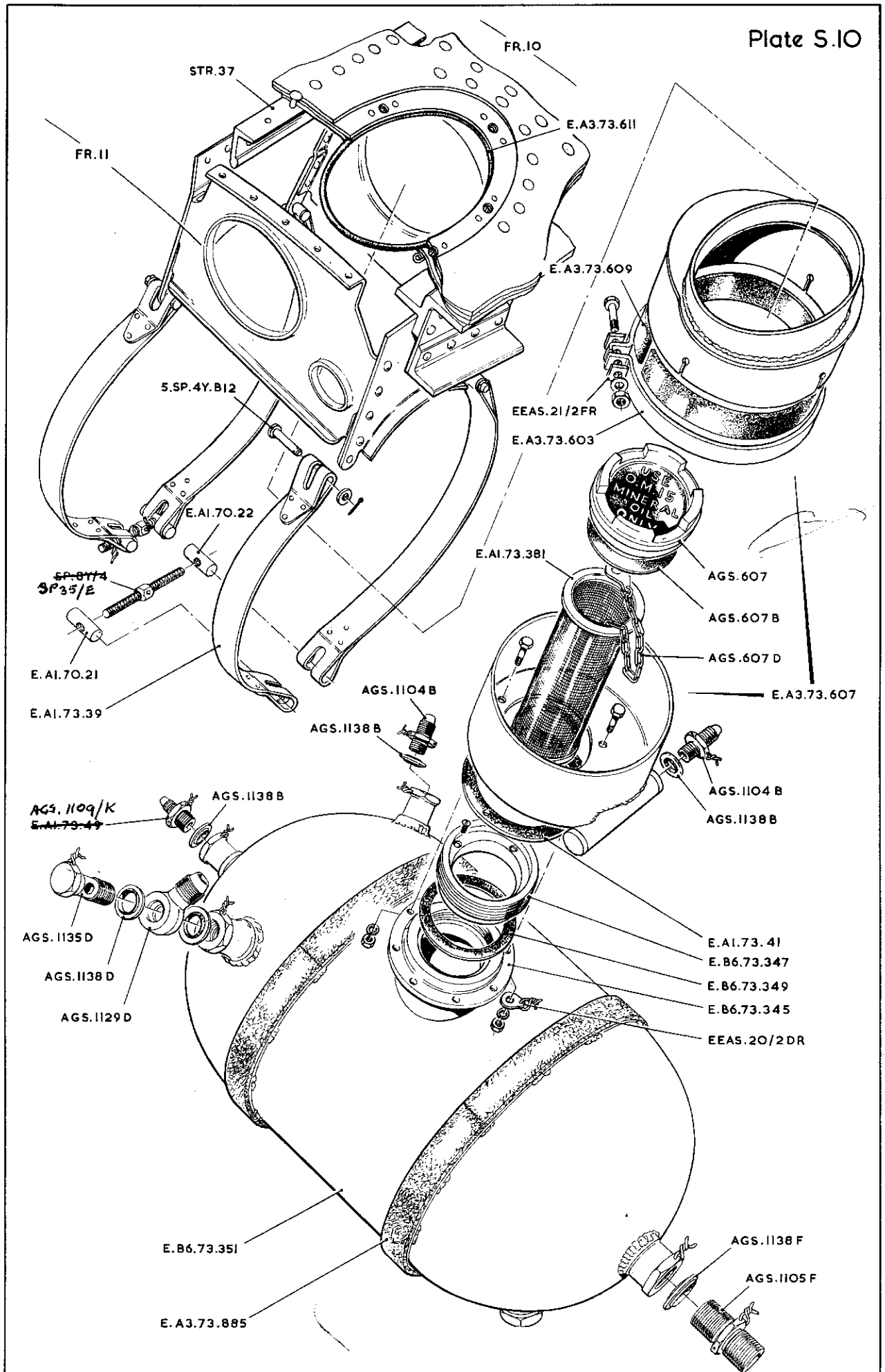


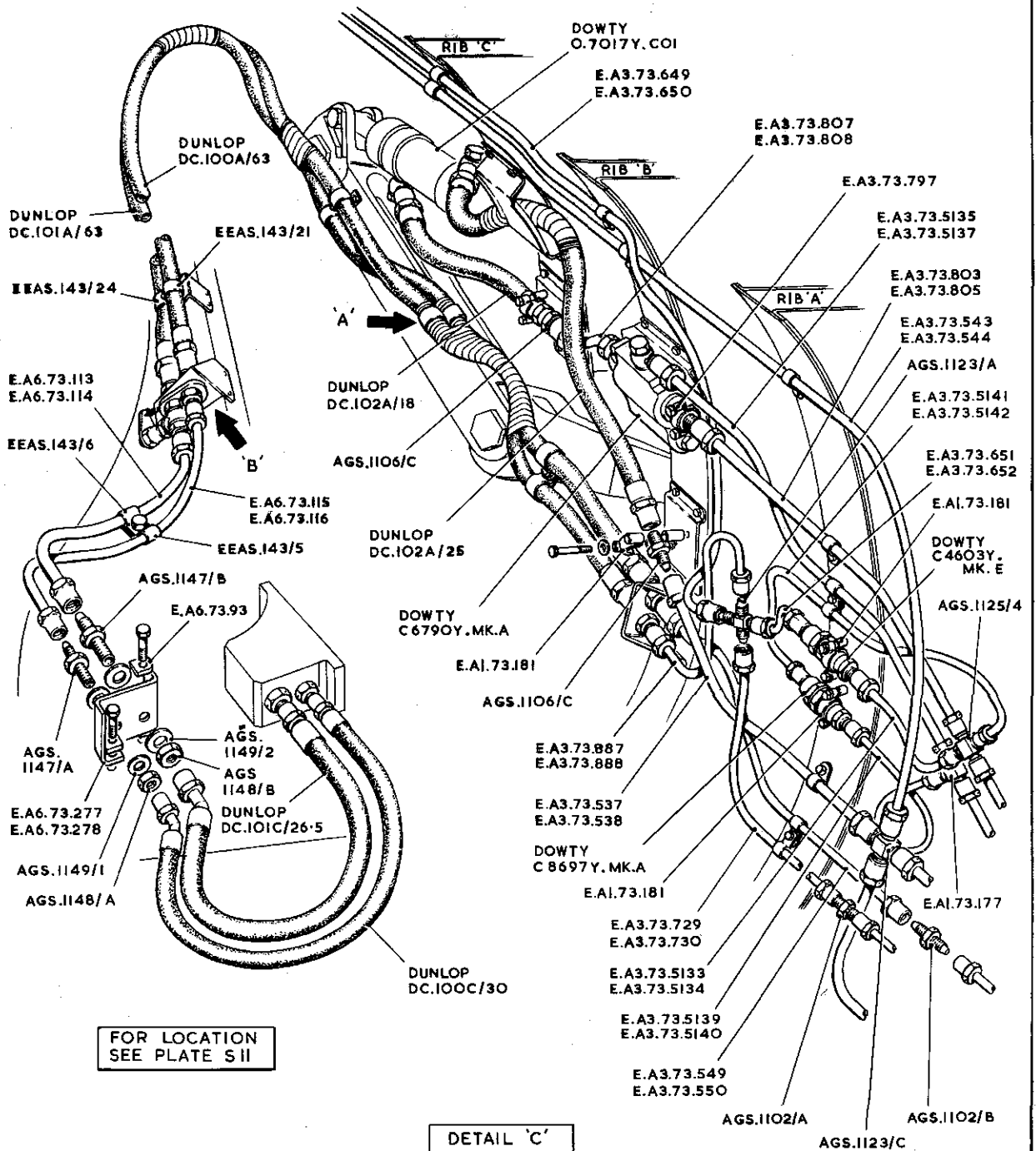
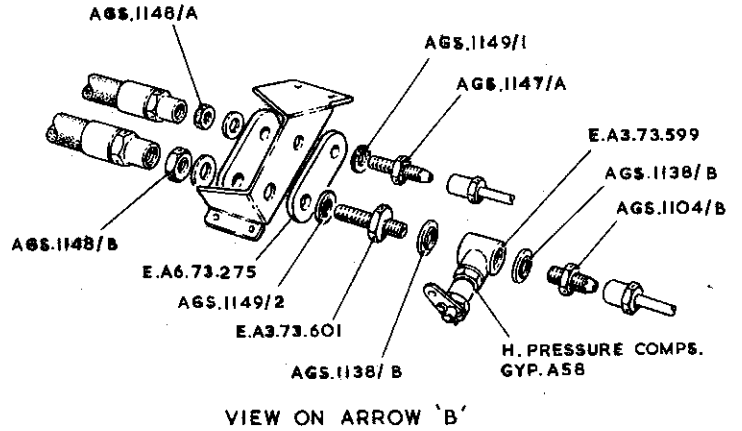
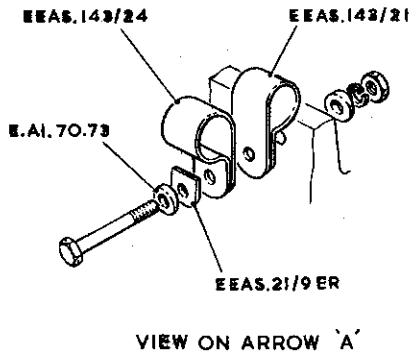
Plate S.10

AL 22



HYDRAULIC RESERVOIR

Plate S12A



HYDRAULIC SYSTEM DETAILS, MAIN PLANES

CABIN PRESSURE SYSTEM, FRONT FUSELAGE

RESTRICTED

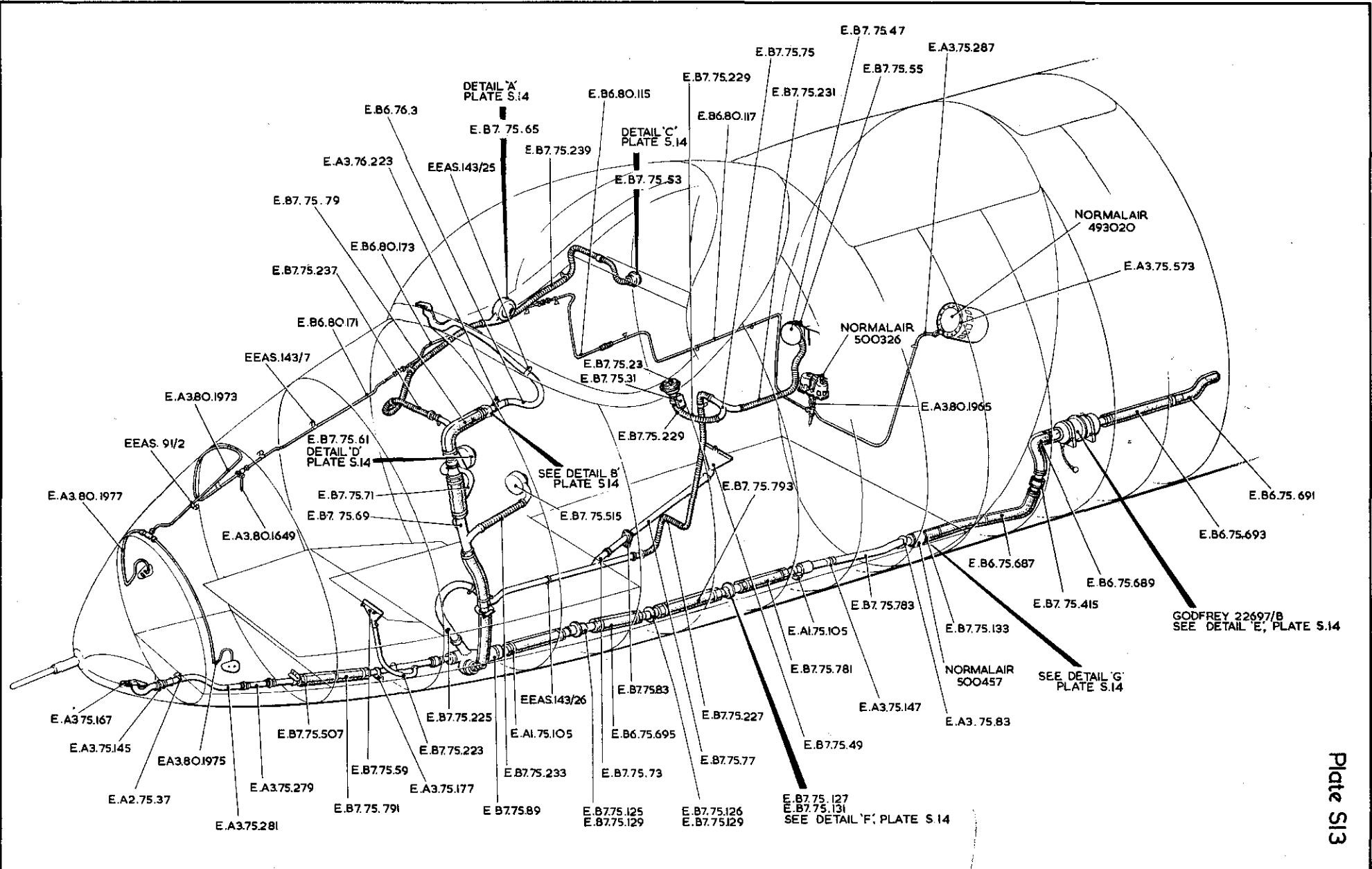
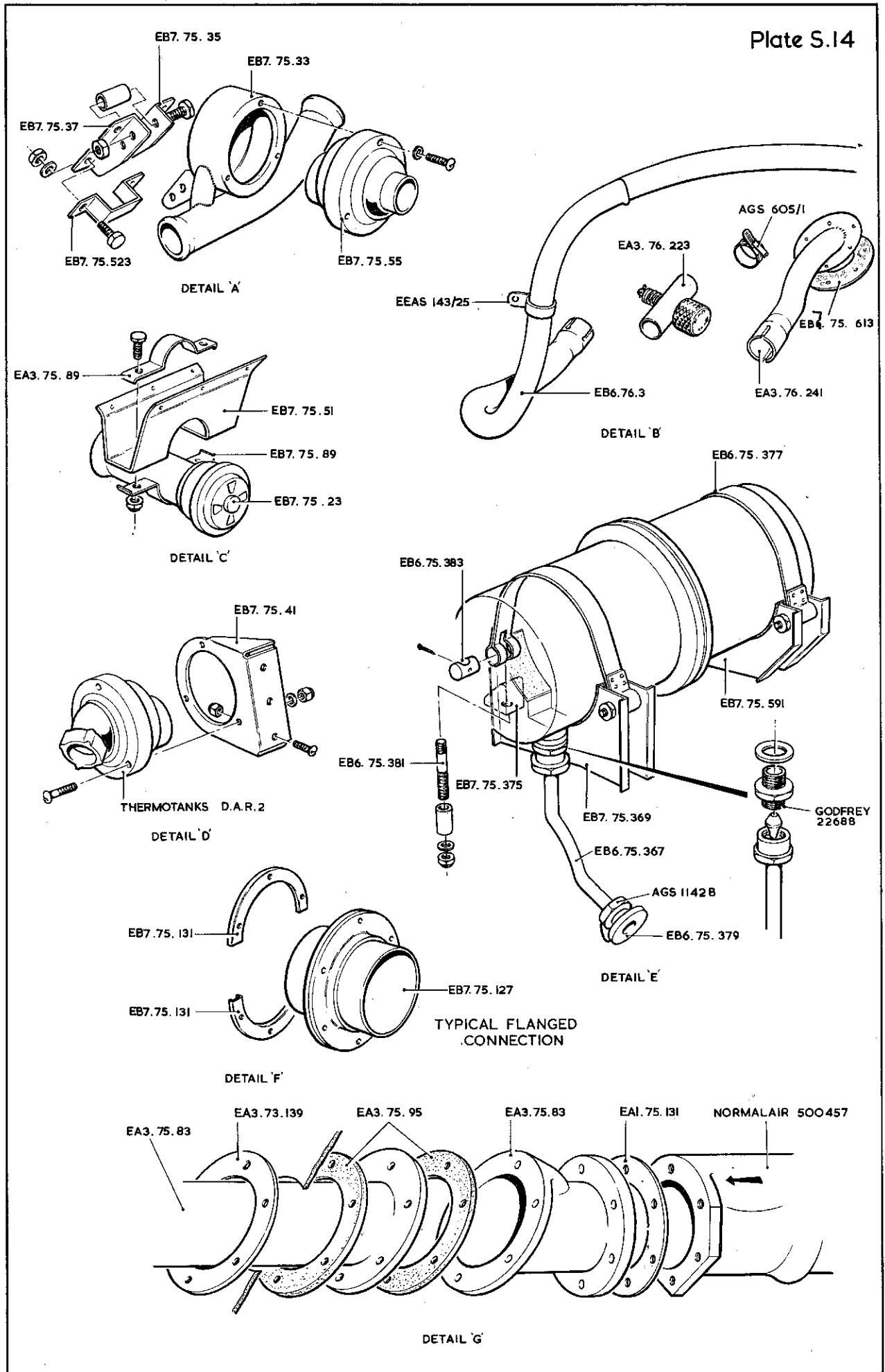
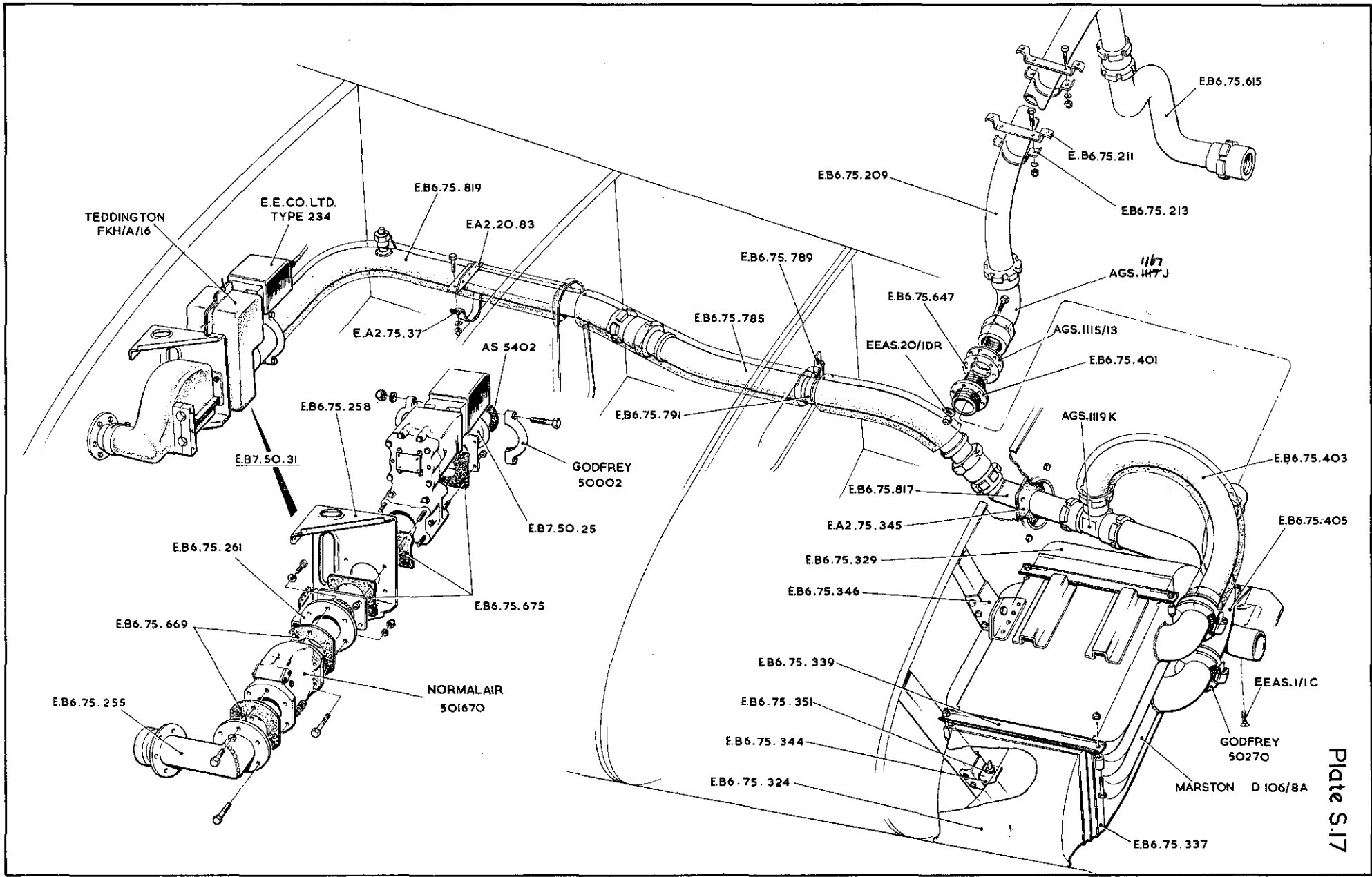


Plate S13



CABIN PRESSURE SYSTEM, DETAILS, FRONT FUSELAGE



RESTRICTED

Plate S.17

TEDDINGTON FKH/A/16

E.E.CO.LTD. TYPE 234

E.A2.75.37

E.B6.75.258

EB7.50.31

EB6.75.261

EB6.75.669

EB6.75.255

EB6.75.819

EA2.20.83

E.A2.75.37

AS 5402

E.B6.75.258

EB7.50.31

EB6.75.261

EB6.75.669

EB6.75.255

EB6.75.819

EA2.20.83

E.A2.75.37

AS 5402

E.B6.75.258

EB7.50.31

EB6.75.261

EB6.75.669

EB6.75.255

EB6.75.819

EA2.20.83

E.A2.75.37

AS 5402

E.B6.75.258

EB7.50.31

EB6.75.261

EB6.75.669

EB6.75.255

EB6.75.819

EA2.20.83

E.A2.75.37

AS 5402

E.B6.75.258

EB7.50.31

EB6.75.261

EB6.75.669

EB6.75.255

EB6.75.819

EA2.20.83

E.A2.75.37

AS 5402

E.B6.75.258

EB7.50.31

EB6.75.261

EB6.75.669

EB6.75.255

EB6.75.819

EA2.20.83

E.A2.75.37

AS 5402

E.B6.75.258

EB7.50.31

EB6.75.261

EB6.75.669

EB6.75.255

EB6.75.819

EA2.20.83

E.A2.75.37

AS 5402

E.B6.75.258

EB7.50.31

EB6.75.261

EB6.75.669

EB6.75.255

EB6.75.819

EA2.20.83

E.A2.75.37

AS 5402

E.B6.75.258

EB7.50.31

EB6.75.261

EB6.75.669

EB6.75.255

EB6.75.819

EA2.20.83

E.A2.75.37

AS 5402

E.B6.75.258

EB7.50.31

EB6.75.261

EB6.75.669

EB6.75.255

EB6.75.819

EA2.20.83

E.A2.75.37

AS 5402

E.B6.75.258

EB7.50.31

EB6.75.261

EB6.75.669

EB6.75.255

EB6.75.819

EA2.20.83

E.A2.75.37

AS 5402

E.B6.75.258

EB7.50.31

EB6.75.261

EB6.75.669

EB6.75.255

EB6.75.819

EA2.20.83

E.A2.75.37

AS 5402

E.B6.75.258

EB7.50.31

EB6.75.261

EB6.75.669

EB6.75.255

EB6.75.819

EA2.20.83

E.A2.75.37

AS 5402

E.B6.75.258

EB7.50.31

EB6.75.261

EB6.75.669

EB6.75.255

EB6.75.819

EA2.20.83

E.A2.75.37

AS 5402

E.B6.75.258

EB7.50.31

EB6.75.261

EB6.75.669

EB6.75.255

EB6.75.819

EA2.20.83

E.A2.75.37

AS 5402

E.B6.75.258

EB7.50.31

EB6.75.261

EB6.75.669

EB6.75.255

EB6.75.819

EA2.20.83

E.A2.75.37

AS 5402

E.B6.75.258

EB7.50.31

EB6.75.261

EB6.75.669

EB6.75.255

EB6.75.819

EA2.20.83

E.A2.75.37

AS 5402

E.B6.75.258

EB7.50.31

EB6.75.261

EB6.75.669

EB6.75.255

EB6.75.819

EA2.20.83

E.A2.75.37

AS 5402

E.B6.75.258

EB7.50.31

EB6.75.261

EB6.75.669

EB6.75.255

EB6.75.819

EA2.20.83

E.A2.75.37

AS 5402

E.B6.75.258

EB7.50.31

EB6.75.261

EB6.75.669

EB6.75.255

EB6.75.819

EA2.20.83

E.A2.75.37

AS 5402

E.B6.75.258

EB7.50.31

EB6.75.261

EB6.75.669

EB6.75.255

EB6.75.819

EA2.20.83

E.A2.75.37

AS 5402

E.B6.75.258

EB7.50.31

EB6.75.261

EB6.75.669

EB6.75.255

EB6.75.819

EA2.20.83

E.A2.75.37

AS 5402

E.B6.75.258

EB7.50.31

EB6.75.261

EB6.75.669

EB6.75.255

EB6.75.819

EA2.20.83

E.A2.75.37

AS 5402

E.B6.75.258

EB7.50.31

EB6.75.261

EB6.75.669

EB6.75.255

EB6.75.819

EA2.20.83

E.A2.75.37

AS 5402

E.B6.75.258

EB7.50.31

EB6.75.261

EB6.75.669

EB6.75.255

EB6.75.819

EA2.20.83

E.A2.75.37

AS 5402

E.B6.75.258

EB7.50.31

EB6.75.261

EB6.75.669

EB6.75.255

EB6.75.819

EA2.20.83

E.A2.75.37

AS 5402

E.B6.75.258

EB7.50.31

EB6.75.261

EB6.75.669

EB6.75.255

EB6.75.819

EA2.20.83

E.A2.75.37

AS 5402

E.B6.75.258

EB7.50.31

EB6.75.261

EB6.75.669

EB6.75.255

EB6.75.819

EA2.20.83

E.A2.75.37

AS 5402

E.B6.75.258

EB7.50.31

EB6.75.261

EB6.75.669

EB6.75.255

EB6.75.819

EA2.20.83

E.A2.75.37

AS 5402

E.B6.75.258

EB7.50.31

EB6.75.261

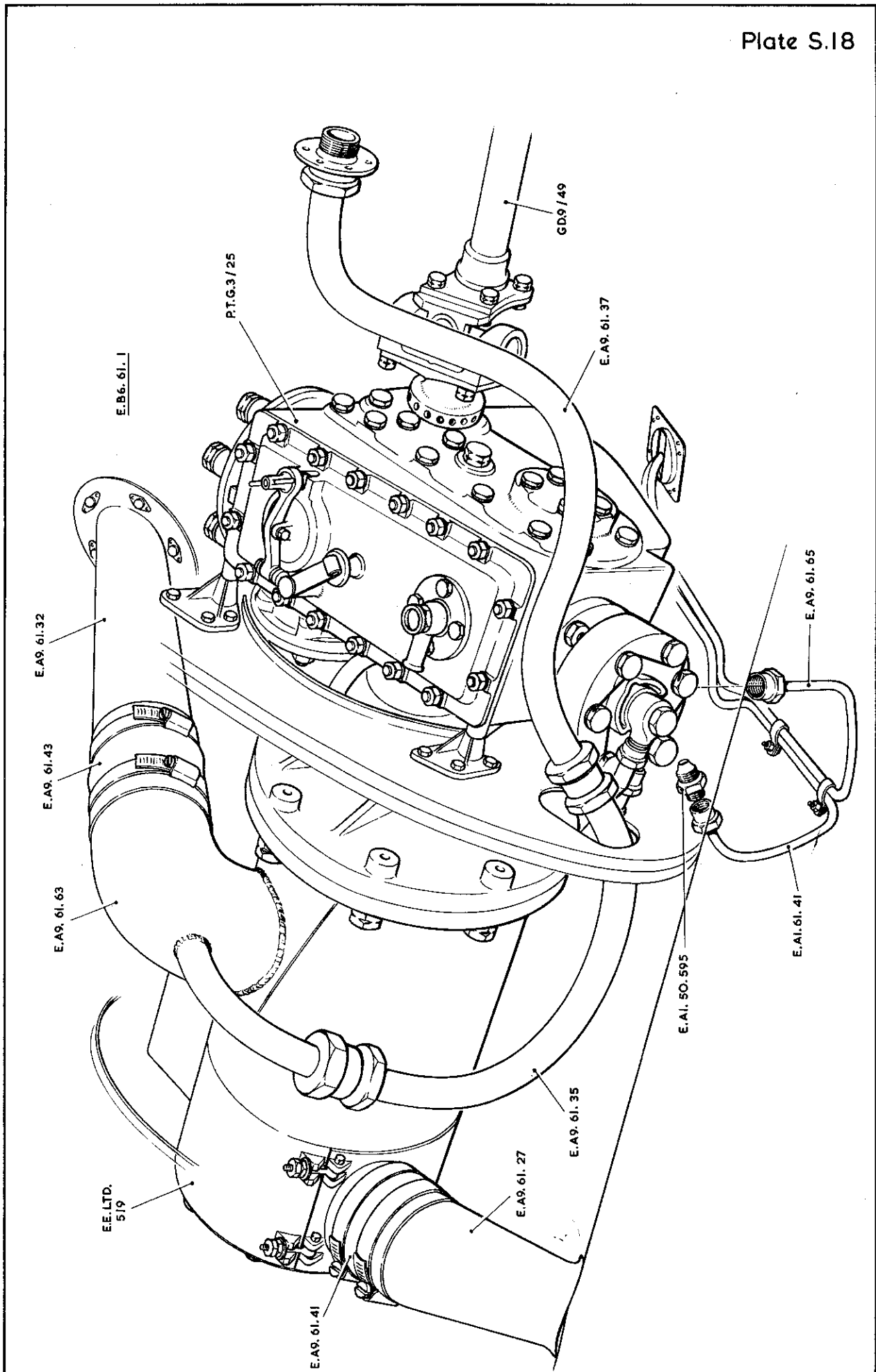
EB6.75.669

EB6.75.255

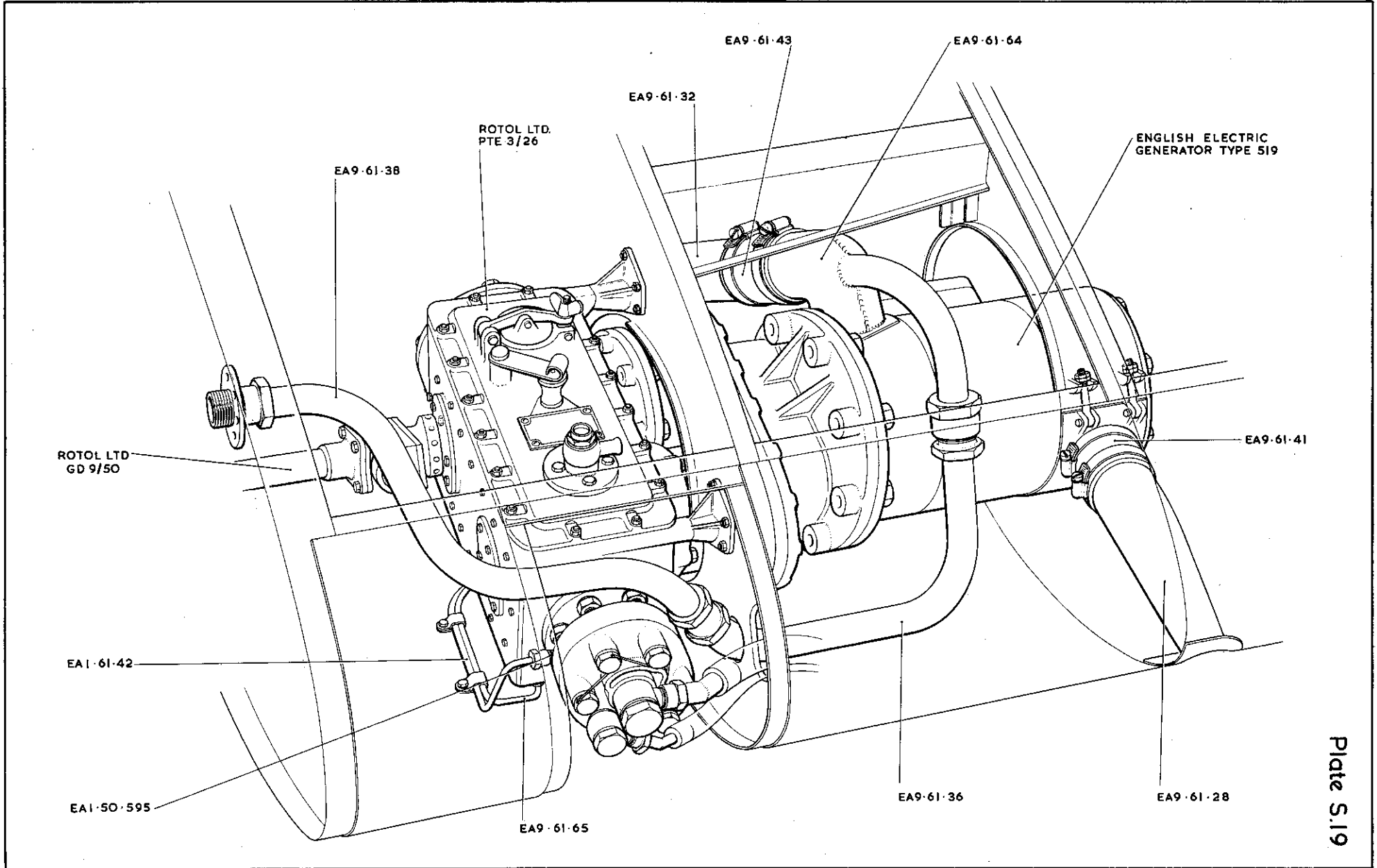
EB6.75.819

EA2.20.83

E.A2.



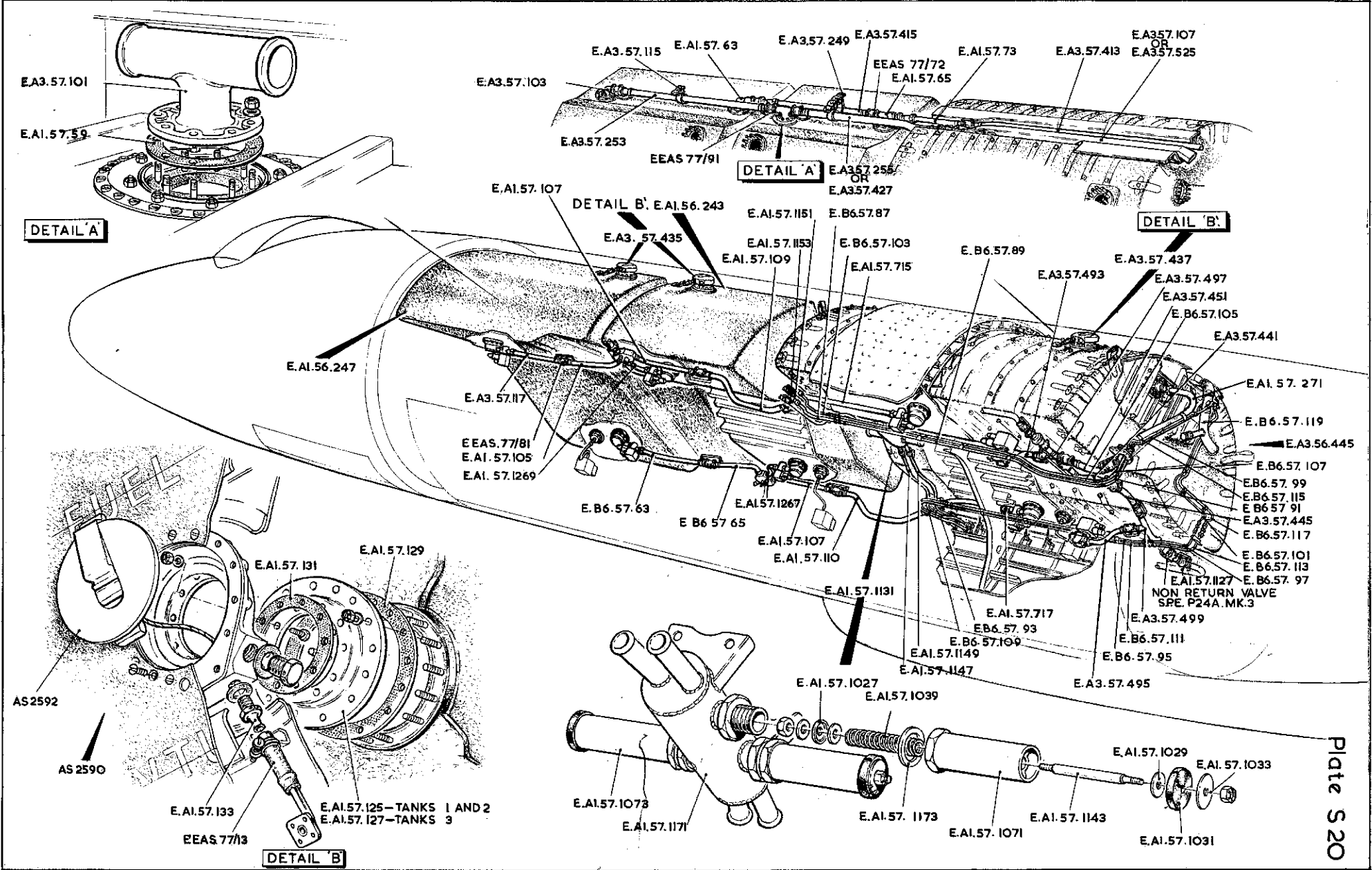
BOX, GEAR, PORT MAIN PLANE



BOX, GEAR, STARBOARD MAIN PLANE

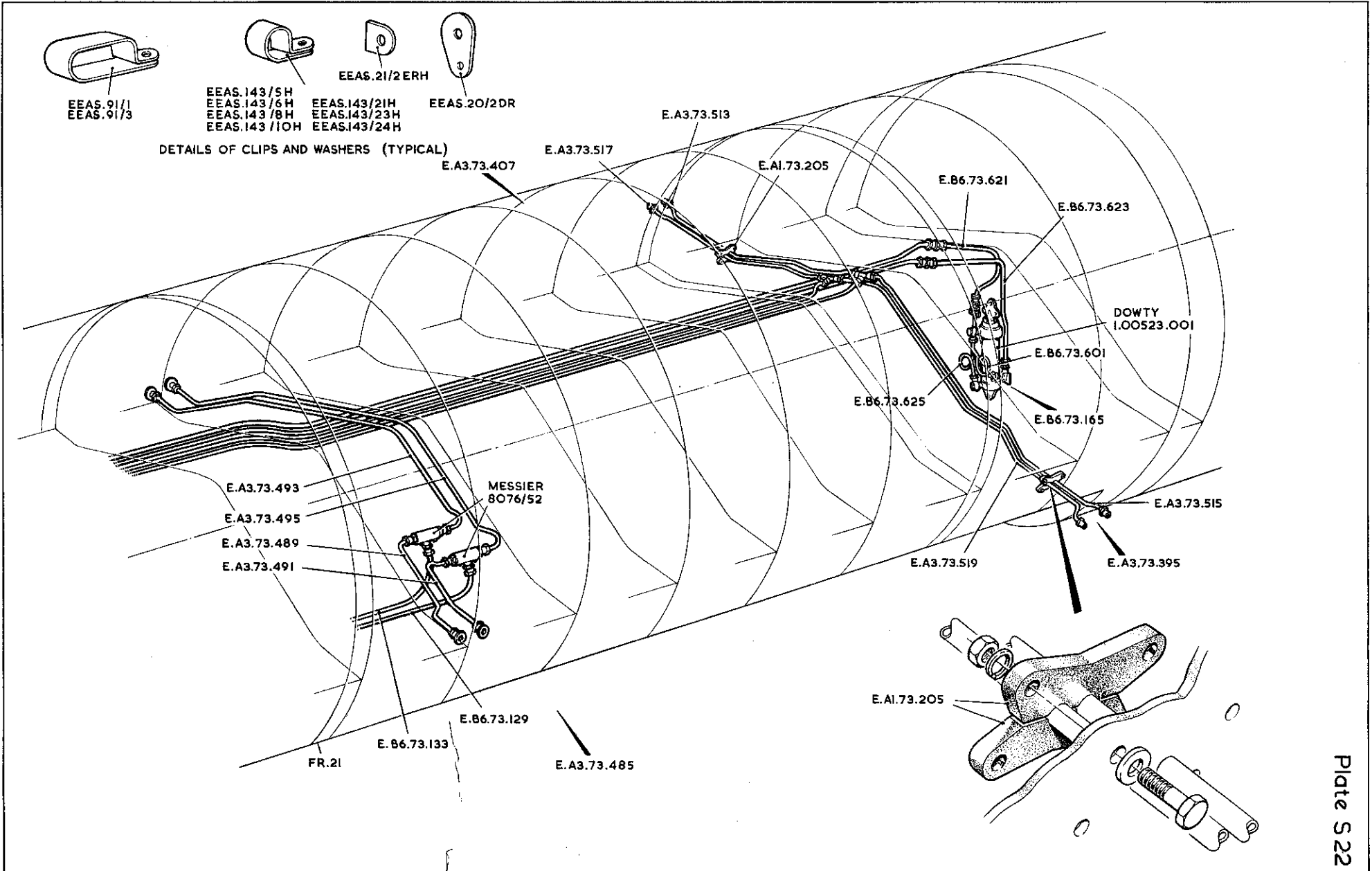
RESTRICTED

FUEL SYSTEM CENTRE FUSELAGE RESTRICTED



HYDRAULIC SYSTEM, CENTRE FUSELAGE

RESTRICTED



This file was downloaded
from the RTFM Library.

Link: www.scottbouch.com/rtfm

Please see site for usage terms,
and more aircraft documents.

