

**SERVICES  
AIR AND HYDRAULIC PIPES FOR WINDBREAK DOOR**

Ref. No.	Part No.	Description					No. off	Matl. Spec.	Cl. of St.	Plate No.
		1	2	3	4	5			M.R. L.M.	
	E.A9.73.99	<b>AIR AND HYDRAULIC PIPES FOR WINDBREAK DOOR, ASSEMBLY</b>					—	—	—	
		Spares for :—								
27VB/5121	HYMATIC ENG. CO. REDDITCH B.30774	<b>Bottle</b> , air, type Res. 5 Mk.2 ... ..					1	—	A	
5542	D.9879 EEAS.143/6	<i>Disc, sealing.</i> <b>Clip</b> , pipe, single, 1/4" o/d ... ..					6	DTD.610	C	
27Q/	DOWTY C.7050Y	<b>Jack</b> , hydraulic, door operating... ..					2	—	A	
	E.A9.73.133	<b>Pipe</b> , assembly, from air bottle hydraulic jack connection tee at frame 1					1	DTD.323	LM	
	E.A9.73.135	<b>Pipe</b> , assembly, between hydraulic jack tee pieces at frame 5					1	DTD.323	LM	
	E.A9.73.137	<b>Pipe</b> , assembly, from tee piece to banjo connection for top hydraulic jack connection					1	DTD.323	LM	
	E.A9.73.139	<b>Pipe</b> , assembly, from tee piece to banjo connection for bottom hydraulic jack					1	DTD.323	LM	
	E.A9.73.141	<b>Pipe</b> , coil, assembly, from bulkhead connection at frame 1 to bottom hydraulic jack connection					1	DTD.323	LM	
	E.A9.73.143	<b>Pipe</b> , assembly, from hydraulic jacks connection tee piece to air release valve					1	DTD.323	LM	
	E.A9.73.151	<i>PIPE</i> <b>Pipe</b> , coil, assembly, from bulkhead connection at frame 1 to top hydraulic jack connection					1	DTD.323	LM	
27VA/5182	DUNLOP DC.101C/16	<b>Pipe</b> , flexible, hydraulic jack rear connection to reservoir					2	—	B	
12317	E.A9.73.147	<b>TANK, HYDRAULIC, GROUP</b> ... ..					1	—	B	
		Spares for :—								
12318	E.A9.73.105	<b>VALVE, INLET, GROUP</b> ... ..					1	—	B	
		Spares for :—								
27S/343	HOFFMAN	<b>Bearing</b> , ball, 5/16" dia. ... ..					1	Steel	B	
	E.A9.73.119	<b>Housing</b> , helical compression spring ... ..					1	C.65 or DTD.683	—	

**SERVICES  
AIR AND HYDRAULIC PIPES FOR WINDBREAK DOOR**

Ref. No.	Part No.	1	2	3	4	5	Description	No. off	Matl. Spec.	Cl. of St.	Plate No.
										M.R. L.M.	
28W/13908	E.A9.73.121						Spring, helical compression ... ..	1	DTD.215	—	
	SP47/L						Washer, spring, housing retaining ...	1	—	C	
12319	E.A9.73.107						<b>VALVE, OUTLET, GROUP</b> ... .. Spares for this group are identical with those for group Pt. No. E.A9.73.105 on page 1165	1	—	B	
27Q/1684	DOWTY D.7389Y						Valve, release, c/w filter ... ..	1	—	A	
	EEAS.21/2/DRH						Washer, special ... ..	6	L72	—	

**Pages 1167 to 1176 not issued**



**SERVICES**  
**AIR AND HYDRAULIC PIPES FOR WINDBREAK DOOR**

Ref. No.	Part No.	Description	No. off	Matl. Spec.	Cl. of Equip.	Plate No.
					M.R. L.M.	
		1 2 3 4 5 6				
		<b>SUMMARY OF STOCK ITEMS USED ON AIR AND HYDRAULIC PIPES FOR WINDBREAK DOOR ASSEMBLY</b>				
28F/9439533	AGS.1129/B	Body, banjo	...	...	...	C
28D/1010658	A25/1B	Bolt, 4 BA, hex. head, 0.5" long	...	...	...	C
28D/9419452	A25/3B	Bolt, 4 BA, hex. head, 0.7" long	...	...	...	C
28D/1200119	A25/4C	Bolt, 2 BA, hex. head, 0.85" long	...	...	...	C
28F/9143383	AGS.1213/B	Bolt, banjo	...	...	...	C
28M/9403519	A27/BP	Nut, 4 BA, plain	...	...	...	C
28M/1278189	AGS.2001/B/1	Nut, stiff, 4 BA	...	...	...	C
28F/9428453	AGS.1186/B	Seal, bonded	...	...	...	C
28F/9428455	AGS.1186/D	Seal, bonded	...	...	...	C
28F/9128943	AGS.1114/B	Sleeve, screwed	...	...	...	C
28F/8011811	AGS.1118/B	Tee, cone	...	...	...	C
28W/9419474	SP.15/B	Washer, 4 BA, plain	...	...	...	C
28W/9419475	SP.15/C	Washer, 2 BA, plain	...	...	...	C

Ref. No.	Part No.							No. off	Matl. Spec.	Cl. of Equip.		Plate No.
		1	2	3	4	5	6			M.R.	L.M.	

**SERVICES**  
**AIR VENTILATED SUIT IN PRESSURE CABIN**

Ref. No.	Part No.	Description	off	Matl. Spec.	Cl. of Equip.	Plate No.
					M.R. L.M.	
		1 2 3 4 5 6				
	E.A9.75.10225	<b>AIR VENTILATED SUIT SYSTEM, IN PRESSURE CABIN (MOD. 3275)</b>	—	—	—	
		Spares for:—				
34250	E.C3.75.233	<b>BLOCK</b> , for valve "U" bolt ... ..	1	LFS.26	C	
		Attaching parts for E.C3.75.233:—				
28D/7002428	A25/6C	Bolt, 2 BA ... ..	2	—	C	
28M/10288	AGS.2001/C/1	Nut, 2 BA ... ..	2	—	C	
28W/9419475	SP.15/C	Washer ... ..	2	—	C	
34248	E.A9.75.10171	<b>BRACKET</b> , diaphragm, navigator's take-off seat ...	1	L.72	C	
		Attaching parts for E.A9.75.10171:—				
28D/1010658	A25/1B	Bolt, 4 BA ... ..	8	—	C	
28M/10287	AGS.2001/B/1	Nut, 4 BA ... ..	8	—	C	
28W/9419474	SP.15/B	Washer ... ..	8	—	C	
34247	E.A9.75.10169	<b>BRACKET</b> , valve, navigator's take-off seat ...	1	L.72	C	
		Attaching parts for E.A9.75.10169:—				
28D/7002428	A25/6C	Bolt, 2 BA ... ..	4	—	C	
28M/10288	AGS.2001/C/1	Nut, 2 BA ... ..	4	—	C	
34252	E.A9.75.10185	Packing ... ..	2	BS.2572	C	
28W/9419404	SP.16/C	Washer ... ..	4	—	C	
28E/10032	AS.2295/6	<b>CLIP</b> , Terry ... ..	3	—	C	
	E.A9.75.10213	<b>FAIRLEAD</b> , half ... ..	2	BS.2572	—	
	E.A9.75.10215	<b>FAIRLEAD</b> , half ... ..	2	BS.2572	—	
		Attaching parts for E.A9.75.10213 and E.A9.75.10215:—				
28D/8346	AS.1248/8C	Bolt, 2 BA ... ..	4	—	C	
34240	E.A9.75.10143	<b>HOSE</b> , assembly, kinkproof, from pilot's control valve to quick release socket	1	—	C	
34242	E.A9.75.10151	<b>HOSE</b> , assembly, kinkproof, from quick release socket to pilot's seat	1	—	C	
28F/9439897	AGS.1142/E	<b>NIPPLE</b> , adapter ... ..	5	—	C	
28F/9486111	AGS.1142/H	<b>NIPPLE</b> , adapter ... ..	5	—	C	
	AGS.1170/H	<b>NIPPLE</b> ... ..	9	—	—	
34238	E.A9.75.10111	<b>PIPE</b> , assembly, from shut-off valve, bomb aimer's ramp to first connection	1	—	C	
34233	E.A9.75.10081	<b>PIPE</b> , assembly, between connections either side of bomb aimer's ramp	1	L.56	C	
34757	E.A9.75.949	<b>PIPE</b> , assembly, from bomb aimer's ramp connection to connection at frame 2 (Mod. 4129)	1	L.56	C	
34756	E.A9.75.947	<b>PIPE</b> , assembly, from connection at frame 2 to tee coupling aft of frame 3 (Mod. 4129, Pre-Mod. 4039)	1	L.56	C	
1438546	E.A9.75.957	<b>PIPE</b> , assembly, from connection at frame 2 to tee coupling aft of frame 3 (Mod. 4039)	1	L.56	C	
34234	E.A9.75.10083	<b>PIPE</b> , assembly, from tee piece aft of frame 3 to navigator's table shut-off valve	1	—	C	
34237	E.A9.75.10109	<b>PIPE</b> , assembly, from navigator's table shut-off valve to coupling between frames 2 and 3	1	—	C	

**SERVICES**  
**AIR VENTILATED SUIT IN PRESSURE CABIN**

Ref. No.	Part No	Description	off	Matl. Spec.	Cl. of Equip.		Plate No.
					M.R.	L.M.	
		1 2 3 4 5 6					
34360	E.A9.75.10207	<b>PIPE, ASSEMBLY, FROM COUPLING BETWEEN FRAMES 1 AND 2 TO QUICK RELEASE SOCKET AT NAVIGATOR'S TABLE</b> Spares for:—	1	—	B		
27VA/6330	DUNLOP ACO.23654	<b>SOCKET, quick release</b> ... ..	1	—	B		
32749	R. TRIST RT.SQ.513	<b>WASHER, sealing, seatrist</b> ... ..	1	—	C		
34230	E.A9.75.10075	<b>PIPE, assembly, from tee coupling aft of frame 3 to coupling aft of frame 4</b>	1	L.56	C		
34229	E.A9.75.10073	<b>PIPE, assembly, from coupling aft of frame 4 to coupling aft of frame 6</b>	1	L.56	C		
34228	E.A9.75.10071	<b>PIPE, assembly, from coupling aft of frame 6 to coupling at navigator's take-off seat</b>	1	L.56	C		
34227	E.A9.75.10069	<b>PIPE, assembly, between couplings either side of navigator's take-off seat</b>	1	L.56	C		
34251	E.A9.75.10183	<b>PIPE, assembly, branch, starboard side of navigator's take-off seat</b>	1	—	C		
34241	E.A9.75.10145	<b>PIPE, assembly, from branch pipe to pilot's control valve</b>	1	—	C		
	E.C1.75.513	<b>PIPE, assembly, flexible, extension</b> ... ..	1	—	—		
	E.A9.75.933	<b>SOCKET, QUICK RELEASE, PILOT'S INSTALLATION (MOD. 2687)</b> Spares for:—	—	—	—		
	E.A9.75.939	<b>BRACKET, assembly, L.H.</b> ... ..	1	L.72	—		
	E.A9.75.940	<b>BRACKET, assembly, R.H.</b> ... ..	1	L.72	—		
34729	E.A9.75.941	<b>FAIRLEAD, half</b> ... ..	1	L.64	C		
34730	E.A9.75.943	<b>FAIRLEAD, half</b> ... .. Attaching parts for E.A9.75.941 and E.A9.75.943:—	1	BS.2572	C		
28D/9419397	A25/12C	Bolt, 2 BA ... ..	1	—	C		
28D/1214091	AS.1242/12C	Bolt, 2 BA ... ..	1	—	C		
28M/10328	AGS.2001/C/1	Nut, 2 BA ... ..	2	—	C		
28W/9419404	SP.16/C	Washer ... ..	2	—	C		
26DK/4762	EEAS.20/3DU	<b>TAB, locking</b> ... ..	8	—	C		
28F/9996122	AGS.1112/H	<b>UNION, body, at pressure bulkhead</b> ... .. Attaching parts for AGS.1112/H:—	1	—	C		
28D/9133012	A25/3C	Bolt, 2 BA ... ..	6	—	C		
28M/10288	AGS.2001/C/1	Nut, 2 BA ... ..	6	—	C		
28W/9419475	SP.15/C	Washer ... ..	6	—	C		
28F114657	AGS.1115/10	Washer, plate ... ..	1	—	C		
37856	E.A4.75.253	Washer, sealing ... ..	1	—	C		
28F/8011813	AGS.1119/H	<b>UNION, tee</b> ... ..	1	—	C		
	E.C3.75.127	<b>VALVE, COMPLETE, NAVIGATOR'S TAKE-OFF SEAT, ASSEMBLY</b> Spares for:—	1	—	—		
27VA/6330	DUNLOP ACO.23654	<b>SOCKET, quick release</b> ... ..	1	—	B		
	NORMALAIR 513000	<b>VALVE, manual control</b> ... ..	1	—	—		
32749	R. TRIST RT.SQ.513	<b>WASHER, sealing</b> ... ..	1	—	C		

**SERVICES**  
**AIR VENTILATED SUIT IN PRESSURE CABIN**

Ref. No.	Part No.	Description	off	Matl. Spec.	Cl. of Equip.	Plate No.
					M.R. L.M.	
		1 2 3 4 5 6				
28D/9133011	A25/2C	Attaching parts for E.C3.75.127:—				
34249	E.C3.75.235	Bolt, 2 BA ... ..	2	—	C	
28M/10288	AGS.2001/C/1	Bolt, "U" ... ..	1	S.1 or S.93	C	
28W/9419475	SP.15/C	Nut, 2 BA ... ..	4	—	C	
		Washer ... ..	4	—	C	
	E.C3.75.213	<b>VALVE, SHUT-OFF, BOMB AIMER'S RAMP, INSTALLATION</b>	—	—	—	
		Spares for:—				
34250	E.C3.75.233	<b>BLOCK</b> ... ..	1	LFS.26	C	
28D/7002428	A25/6C	Attaching parts for E.C3.75.233:—				
28M/10288	AGS.2001/C/1	Bolt, 2 BA ... ..	2	—	C	
28W/9419402	SP.13/C	Nut, 2 BA ... ..	2	—	C	
		Washer ... ..	2	—	C	
	E.C3.75.215	<b>BRACKET, mounting, assembly</b> ... ..	1	—	—	
	E.C3.75.127	<b>VALVE, COMPLETE, ASSEMBLY</b> ... ..	1	—	—	
		Spares for:—				
27VA/6330	DUNLOP ACO.23654	<b>SOCKET, quick release</b> ... ..	1	—	B	
	NORMALAIR 513000	<b>VALVE, manual control</b> ... ..	1	—	—	
32749	R. TRIST RT.SQ.513	<b>WASHER, sealing</b> ... ..	1	—	C	
28D/9133012	A25/3C	Attaching parts for E.C3.75.127:—				
34249	E.C3.75.235	Bolt, 2 BA ... ..	2	—	C	
28M/10288	AGS.2001/C/1	Bolt, "U" ... ..	1	S.1 or S.93	C	
28W/9419402	SP.13/C	Nut, 2 BA ... ..	4	—	C	
		Washer ... ..	4	—	C	
	E.A9.75.10107	<b>VALVE, SHUT-OFF, NAVIGATOR'S TABLE, INSTALLATION</b>	—	—	—	
		Spares for:—				
34236	E.A9.75.10137	<b>BRACKET</b> ... ..	1	L.17	C	
28D/1212800	AS.1248/5C	Attaching parts for E.A9.75.10137:—				
28M/10288	AGS.2001/C/1	Bolt, 2 BA ... ..	5	—	C	
28W/9419404	SP.16/C	Nut, 2 BA ... ..	5	—	C	
		Washer ... ..	5	—	C	
	NORMALAIR 513000	<b>VALVE, manual control</b> ... ..	1	—	—	
28D/9133011	A25/2C	Attaching parts for 513000:—				
28M/10288	AGS.2001/C/1	Bolt, 2 BA ... ..	2	—	C	
28W/9419475	SP.15/C	Nut, 2 BA ... ..	2	—	C	
		Washer ... ..	2	—	C	
	E.A9.75.10141	<b>VALVE, SHUT-OFF, PILOT'S, INSTALLATION</b>	—	—	—	
		Spares for:—				
27KD/989	E.A9.75.10149	<b>BRACKET</b> ... ..	1	L.72	—	
	NORMALAIR 513390	<b>VALVE, manual control</b> ... ..	1	—	A	
28D/9133011	A25/2C	Attaching parts for 513390:—				
28M/10288	AGS.2001/C/1	Bolt, 2 BA ... ..	2	—	C	
28W/9419475	SP.15/C	Nut, 2 BA ... ..	2	—	C	
		Washer ... ..	2	—	C	

Ref. No.	Part No.	1	2	3	4	5	6	Description	off	Matl. Spec.	Cl. of Equip.	Plate No.
											M.R.	

**SERVICES**  
**AIR VENTILATED SUIT IN CENTRE FUSELAGE**

Ref. No.	Part No.	Description	off	Matl. Spec.	Cl. of Equip.	Plate No.
					M.R. L.M.	
		1 2 3 4 5 6				
	E.A9.75.10223	<b>AIR VENTILATED SUIT SYSTEM IN CENTRE FUSELAGE (MOD. 3275)</b>	—	—	—	
		Spares for:—				
	E.A9.75.10099	<b>BRACKET</b> , assembly, support, reducing valve ...	1	L.72	—	
	E.A9.75.10097	<b>BRACKET</b> , assembly, support, relief valve and tee union	1	L.72	—	
	EEAS.133	<b>BRACKET</b> , pipe clip ... ..	2	—	—	
	E.A9.75.10093	<b>BRACKET</b> , support, upper, water extractor ...	1	L.72	—	
	E.A9.75.10095	<b>BRACKET</b> , support, lower, water extractor ...	1	L.72	—	
		Attaching parts for E.A9.75.10093 and E.A9.75.10095:—				
28D/9133012	A25/3C	Bolt, 2 BA ... ..	4	—	C	
	E.A9.75.10091	Plate, radius, assembly ... ..	2	L.72	—	
28W/9419402	SP.13/C	Washer ... ..	4	—	C	
	KING AIRCRAFT C5642	<b>CLAMP</b> , pipe, 1½" to 1½", water extractor ...	2	—	—	
	E.B6.75.213	<b>CLIP</b> ... ..	1	L.72	—	
		Attaching parts for E.B6.75.213:—				
28D/1200119	A25/4C	Bolt, 2 BA ... ..	2	—	C	
28M/10288	AGS.2001/C/1	Nut, 2 BA ... ..	2	—	C	
	E.A9.75.10163	Packing ... ..	1	BS.2572	—	
28W/9419475	SP.15/C	Washer ... ..	2	—	C	
34204	E.C3.75.71	<b>CLIP</b> , support, reducing valve ... ..	1	—	C	
		Attaching parts for E.C3.75.71:—				
28D/9140648	A25/19C	Bolt, 2 BA ... ..	2	—	C	
34235	E.A9.75.10089	<b>CLIP</b> , support, relief valve and tee union ...	1	—	C	
		Attaching parts for E.A9.75.10089:—				
28D/1011022	A25/18C	Bolt, 2 BA ... ..	2	—	C	
28F/1014970	AGS.1104/A	<b>CONE</b> , adaptor ... ..	1	—	C	
	NORMALAIR					
27KD/969	512070	<b>CONNECTION</b> , charging, break-away ... ..	1	—	B	
	E.C3.75.75	<b>CONNECTION</b> , vent, water drain ... ..	1	—	—	
	E.A4.75.289	<b>CONNECTOR</b> , 3-way, pressure relief valve and reducing valve ... ..	1	L.64	—	
	SIR G. GODFREY					
27U/1217	119173	<b>EXTRACTOR</b> , water, type WE5 Mk. 9 ... ..	1	—	A	
34206	E.A4.75.293	<b>FILTER</b> , assembly ... ..	1	—	C	
28F/8011897	AGS.1142/F	<b>NIPPLE</b> , adapter ... ..	1	—	C	
28F/10895	AGS.1142/G	<b>NIPPLE</b> , adapter ... ..	1	—	C	
28F/9486111	AGS.1142/H	<b>NIPPLE</b> , adapter ... ..	9	—	C	
28F/9513420	AGS.1142/J	<b>NIPPLE</b> , adapter ... ..	1	—	C	
	AGS.1170/H	<b>NIPPLE</b> ... ..	8	—	—	
	AGS.1216/C	<b>NUT</b> , union, filter, assembly ... ..	1	—	—	
34207	E.A9.75.10027	<b>PIPE</b> , assembly, intermediate transverse from tee union between frames 20 and 21, starboard side ... ..	1	L.56	C	
34208	E.A9.75.10029	<b>PIPE</b> , assembly, from fuselage/main plane connection to tee union between frames 20 and 21, starboard side ... ..	1	L.56	C	

**SERVICES**  
**AIR VENTILATED SUIT IN CENTRE FUSELAGE**

Ref. No.	Part No.	Description	off	Matl. Spec.	Cl. of Equip.	Plate No.
					M.R. L.M.	
		1 2 3 4 5 6				
34222	E.A9.75.10057	PIPE, assembly, from tee union between frames 20 and 21 to pipe connection aft of frame 21B, starboard side	1	L.56	C	
34209	E.A9.75.10031	PIPE, assembly, from pipe connection aft of frame 21B to pipe connection aft of frame 25, starboard side	1	L.56	C	
34210	E.A9.75.10033	PIPE, assembly, from pipe connection aft of frame 25, starboard side, to pipe connection centre of frame 27A	1	L.56	C	
34211	E.A9.75.10035	PIPE, assembly, between pipe connections at frame 27A, port side	1	L.56	C	
34214	E.A9.75.10041	PIPE, assembly, from pipe connection aft of frame 26 to pipe connection aft of frame 24, port side	1	L.56	C	
34212	E.A9.75.10037	PIPE, assembly, from pipe connection aft of frame 24 to pipe connection aft of frame 22, port side	1	L.56	C	
34213	E.A9.75.10039	PIPE, assembly, from pipe connection aft of frame 22 to pipe connection aft of frame 19, port side	1	L.56	C	
34215	E.A9.75.10043	PIPE, assembly, from pipe connection aft of frame 19 to non-return valve aft of frame 17, port side	1	L.56	C	
34216	E.A9.75.10045	PIPE, assembly, from non-return valve to tee union at frame 17, port side	1	L.56	C	
34226	E.A9.75.10065	PIPE, assembly, from tee union to break-away charging connection, port side	1	—	C	
34224	E.A9.75.10061	PIPE, assembly, from tee union at frame 17 to pipe connection aft of frame 15, port side	1	L.56	C	
34217	E.A9.75.10047	PIPE, assembly, from pipe connection aft of frame 15 to water extractor	1	—	C	
34225	E.A9.75.10063	PIPE, assembly, drain from water extractor	1	L.54	C	
34218	E.A9.75.10049	PIPE, assembly, from water extractor to pipe connection between frames 12 and 13	1	—	C	
34219	E.A9.75.10051	PIPE, assembly, from pipe connection between frames 12 and 13 to reducing valve	1	L.54	C	
34205	E.A.75.275	PIPE, assembly, between reducing valve and tee union	1	L.54	C	
34220	E.A9.75.10053	PIPE, assembly, between tee union and pipe connection between frames 12 and 13, starboard side	1	L.56	C	
34223	E.A9.75.10059	PIPE, assembly, from pipe connection aft of frame 12 to non-return valve forward of frame 10, starboard side	1	L.56	C	
34221	E.A9.75.10055	PIPE, assembly, from non-return valve to pressure bulkhead	1	L.56	C	
	E.B7.75.5265	SEAL, pipe to water extractor	2	—	—	
981	EEAS.20/2DR	TAB, locking	1	L.72	C	
28F/8011813	AGS. 1119/H	UNION, tee	1	—	C	

CANBERRA B(1) Mk. 8

Issued with A.L. No. 18, January 1967

**SERVICES**  
**AIR VENTILATED SUIT IN CENTRE FUSELAGE**

Ref. No.	Part No.	Description						off	Matl. Spec.	Cl. of Equip. M.R. L.M.	Plate No.
		1	2	3	4	5	6				
28F/18998	AGS.1121/3 HYMATIC LTD.							1	—	C	
27VB/5732	PAS.148-074 FLIGHT REFUELLING 9811000/H HYMATIC LTD.							1	—	B	
27VB/5761	RAV.158-002							1	—	B	
28W/1011696	AGS.164/E							1	—	C	
28F/1200996	AGS.1138/H							1	—	C	

Ref. No.	Part No.							off	Matl. Spec.	Cl. of Equip.	Plate No.
		1	2	3	4	5	6			M.R. L.M.	

**SERVICES**  
**CABIN PRESSURE SYSTEM IN CENTRE FUSELAGE**

Ref. No.	Part No.	Description	off	Matl. Spec.	Cl. of Equip.	Plate No.
					M.R. L.M.	
	E.A9.75.7	<b>CABIN PRESSURE SYSTEM IN CENTRE FUSELAGE, ASSEMBLY</b>	—	—	—	
		Spares for:—				
11476	E.B6.75.639	<b>BRACKET</b> , for standard cabin pressure wing to fuselage pipe between frames 16 and 17	1	L.59	C	S.1/8
1707	E.A2.75.37	<b>CLIP</b> , pipe, special, for port and starboard elbows and transverse pipe at frame 16	4	L.72	C	S.1/8
1335	E.A1.75.105	<b>CLIP</b> , pipe, special	4	L.72	C	
	E.B6.75.181	<b>CLIP</b> , pipe, special, for port and starboard wing transverse connecting pipe at rib 16	4	L.72	—	
1440	E.A3.75.147	<b>CONNECTION</b> , rubber, 2"5 i/d x 3" long (or cut from Ref. 33006, DAS.582/40/24)	7	Silastic	C	
	E.A9.75.377	<b>COUPLING</b> , bulkhead, at frame 13	2	DTD.683	—	S.1/8
11475	E.B6.75.641	<b>FAIRLEAD</b> , for port cabin pressure wing to fuselage pipe between frames 16 and 17 (Pre-Mod. 3156)	1	LFS.21	C	
	E.A9.75.567	<b>FAIRLEAD</b> , for port cabin pressure wing to fuselage pipe between frames 16 and 17 (Mod. 3156)	1	—	—	
		Attaching parts for E.B6.75.641 or E.A9.75.567:—				
28D/1200119	A25/4C	Bolt, 2 BA	6	—	C	
28M/10288	AGS.2001/C/1	Nut, 2 BA	6	—	C	
28W/9419475	SP.15/C	Washer	6	—	C	
	E.B6.75.643	<b>NIPPLE</b> , special (Make from AGS.1142/J)	1	—	—	
5890	E.B6.75.157	<b>PIECE</b> , four-way, special, bombsight and cabin pressure air supply	1	DTD.683	C	S.1/8
		Attachments for E.B6.75.157:—				
	E.A9.75.745	Blanket, fibreglass	1	—	—	
1328	E.A3.75.55	<b>PIPE</b> , from rubber joint at frame 13 to rubber joint at frame 12, 2½" o/d x 20 SWG	1	L.54	C	
		Attachments for E.A3.75.55:—				
28E/9130219	AGS.605/4	Clip	2	—	C	
15163	E.B6.75.129A	Lagging	1	—	C	
15164	E.B6.75.131A	Lagging	1	—	C	
1329	E.A3.75.57	<b>PIPE</b> , from rubber joint at frame 14 to rubber joint at frame 13 and 15, 2½" o/d x 20 SWG	2	L.54	C	
		Attachments for E.A3.75.57:—				
28E/9130219	AGS.605/4	Clip	8	—	C	
15165	E.B6.75.133A	Lagging	2	—	C	
39007	E.B6.75.135	Lagging	2	—	C	
15161	E.B6.75.137A	Lagging	1	—	C	
15167	E.B6.75.139A	Lagging	1	—	C	
15168	E.B6.75.141A	Lagging	1	—	C	
15169	E.B6.75.143A	Lagging	1	—	C	

**SERVICES  
CABIN PRESSURE SYSTEM IN CENTRE FUSELAGE**

Ref. No.	Part No.	Description	off	Matl. Spec.	Cl. of Equip.		Plate No.
					M.R.	L.M.	
		1 2 3 4 5 6					
1330	E.A3.75.59	<b>PIPE</b> , from rubber joint at frame 15 to rubber joint at frame 16, 2½" o/d x 20 SWG	1	L.54		C	
		Attachments for E.A3.75.59:—					
28E/9130219	AGS.605/4	Clip	2	—		C	
	E.B6.75.145	Lagging	2	—		—	
40127	E.B6.75.707A	Lagging	1	—		C	
40466	E.B6.75.709A	Lagging	1	—		C	
1331	E.A3.75.61	<b>PIPE</b> , from rubber joint at frame 16 to rubber joint at elbow, 2½" o/d x 20 SWG	1	L.54		C	
		Attachments for E.A3.75.61:—					
32B/1270	†	Lagging, asbestos, 1" x ⅛" x 7" long	1	—		LM	
5891	E.B6.75.151	<b>PIPE</b> , assembly, from coupling forward of frame 16 to rear camera bay tee piece	1	L.56		C	
		Attachments for E.B6.75.151:—					
	E.A9.75.739	Blanket, fibreglass	1	—		—	
	E.A9.75.741	Blanket, fibreglass	1	—		—	
28610	E.A9.75.381	<b>PIPE</b> , assembly, windscreen de-icing, from coupling aft of frame 12 to coupling at frame 13	1	L.56		C	
		Attachments for E.A9.75.381:—					
28E/9129092	AGS.605/2	Clip	2	—		C	
	E.A9.75.651	Lagging	1	—		—	
37863	E.A9.75.659A	Lagging	1	—		C	
	E.A9.75.383	<b>PIPE</b> , assembly, windscreen de-icing, from coupling at frame 13 to coupling aft of frame 14	1	L.56		—	
		Attachments for E.A9.75.383:—					
28E/9129092	AGS.605/2	Clip	4	—		C	
	E.A9.75.653	Lagging	1	—		—	
	E.A9.75.661	Lagging	1	—		—	
	E.A9.75.667	Lagging	1	—		—	
	E.A9.75.669	Lagging	1	—		—	
	E.A9.75.425	<b>PIPE</b> , assembly, cabin pressure transverse pipe at frame 16	1	T.26		—	
		Attachments for E.A9.75.425:—					
	E.A9.75.735	Blanket, fibreglass	2	—		—	
	E.A9.75.737	Blanket, fibreglass	1	—		—	
5889	E.B6.75.183	Clip	6	—		C	
28E/9129562	AGS.605/3	Clip	4	—		C	
15174	E.B6.75.167A	Lagging	2	—		C	
15175	E.B6.75.169A	Lagging	2	—		C	
15177	E.B6.75.175A	Lagging	2	—		C	
	E.A9.75.435	Lagging	1	—		—	
15179	E.B6.75.179A	Lagging	2	—		C	
	E.A9.75.437	Lagging	1	—		—	

**SERVICES**  
**CABIN PRESSURE SYSTEM IN CENTRE FUSELAGE**

Ref. No.	Part No.	Description	off	Matl. Spec.	Cl. of Equip.		Plate No.
					M.R.	L.M.	
		1 2 3 4 5 6					
5893	E.B6.75.503	<b>PIPE</b> , assembly, from port wing connection to special four-way piece pressure line	1	L.56		C	
		Attachments for E.B6.75.503:—					
	E.A9.75.743	Blanket, fibreglass ... ..	1	—		—	
	E.B6.75.777	Blanket, fibreglass ... ..	1	—		—	
	E.B6.75.779	Blanket, fibreglass ... ..	1	—		—	
5894	E.B6.75.505	<b>PIPE</b> , assembly, from starboard wing connection to rear camera bay tee piece pressure line	1	L.56		C	
		Attachments for E.B6.75.505:—					
28E/9129562	AGS.605/3	Clip ... ..	4	—		C	
15172	E.B6.75.163A	Lagging ... ..	1	—		C	
15173	E.B6.75.165A	Lagging ... ..	1	—		C	
15188	E.B6.75.541A	Lagging ... ..	1	—		C	
15189	E.B6.75.543A	Lagging ... ..	1	—		C	
5895	E.B6.75.507	<b>PIPE</b> , elbow joint between starboard wing and fuselage	1	L.59		C	
		Attachments for E.B6.75.507:—					
	E.A9.75.733	Blanket, fibreglass ... ..	1	—		—	
	E.A9.75.625	<b>PIPE</b> , assembly, windscreen de-icing, from coupling aft of frame 14 to coupling aft of frame 15	1	L.56		—	
		Attachments for E.A9.75.625:—					
28E/9129092	AGS.605/2	Clip ... ..	2	—		C	
	E.A9.75.655	Lagging ... ..	1	—		—	
	E.A9.75.663	Lagging ... ..	1	—		—	
	E.A9.75.627	<b>PIPE</b> , assembly, windscreen de-icing, from coupling aft of frame 15 to cabin pressure system main connection	1	L.56		—	
		Attachments for E.A9.75.627:—					
28E/9129092	AGS.605/2	Clip ... ..	2	—		C	
	E.A9.75.657	Lagging ... ..	1	—		—	
	E.A9.75.665	Lagging ... ..	1	—		—	
980	EEAS.20/1DR	<b>TAB</b> , locking ... ..	2	—		C	
13220	E.B6.75.823	<b>UNION</b> , pressure reducing aft of frame 16 for rear camera bay air supply	1	DTD.683		C	S.1/8

Ref. No.	Part No.	1	2	3	4	5	6	Description	off	Matl. Spec.	Cl. of Equip.	Plate No.
											M.R.	

1183 to 1190 (AW-18)

Pages ~~1181~~ to ~~1190~~ not issued



**SERVICES**  
**CABIN PRESSURE SYSTEM IN CENTRE FUSELAGE**

Ref. No.	Part No.	Description						off	Matl. Spec.	Cl. of Equip.	Plate No.
		1	2	3	4	5	6			M.R. L.M.	
<b>SUMMARY OF STOCK ITEMS USED ON CABIN PRESSURE SYSTEM IN CENTRE FUSELAGE, ASSEMBLY</b>											
28F/9439102	AGS.1105/B	Adaptor, nipple	...	...	...	...	...			C	
28D/9436920	A25/1C	Bolt, 2 BA, hex. head, 0"55 long	...	...	...	...	...			C	
28D/9133011	A25/2C	Bolt, 2 BA, hex. head, 0"65 long	...	...	...	...	...			C	
28D/9133012	A25/3C	Bolt, 2 BA, hex. head, 0"75 long	...	...	...	...	...			C	
28D/1200129	A25/4C	Bolt, 2 BA, hex. head, 0"85 long	...	...	...	...	...			C	
28D/9133013	A25/5C	Bolt, 2 BA, hex. head, 0"95 long	...	...	...	...	...			C	
28F/11935	AGS.952/J	Collar	...	...	...	...	...			C	
28F/9513420	AGS.1142/J	Nipple, adaptor	...	...	...	...	...			C	
28F/9517920	AGS.1142/K	Nipple, adaptor	...	...	...	...	...			C	
28F/12071	AGS.1170/K	Nipple	...	...	...	...	...			C	
28M/10288	AGS.2001/C/1	Nut, stiff, 2 BA	...	...	...	...	...			C	
28P/9486478	SP.90/C5	Pin, split, 1/8" dia. x 3/4" long	...	...	...	...	...			C	
28F/9439950	AGS.1140/B	Plug, nipple	...	...	...	...	...			C	
28F/1011818	AGS.1140/H	Plug, nipple	...	...	...	...	...			C	
28F/8011819	AGS.904/B	Sleeve, outer	...	...	...	...	...			C	
28F/8011823	AGS.904/H	Sleeve, outer	...	...	...	...	...			C	
28F/14773	AGS.1121/4	Tee, 3-way	...	...	...	...	...			C	
28W/9419474	SP.15/B	Washer, 4 BA, plain	...	...	...	...	...			C	
28W/9419475	SP.15/C	Washer, 2 BA, plain	...	...	...	...	...			C	
28F/96449	AGS.1138/C	Washer, jointing	...	...	...	...	...			C	

Ref. No.	Part No.	1 2 3 4 5 6						off	Matl. Spec.	Cl. of Equip.		Plate No.
										M.R.	L.M.	

**SERVICES**  
**CABIN PRESSURE SYSTEM IN FRONT FUSELAGE**

Ref. No.	Part No.	Description	No. off	Matl. Spec.	Cl. of Equip.		Plate No.
					M.R.	L.M.	
	E.A9.75.3	<b>CABIN PRESSURE SYSTEM IN FRONT, FUSELAGE, ASSEMBLY</b>	—	—	—		
		Spares for:—					
27UA/516	GODFREY 22688	<b>ADAPTOR</b> , water extractor drain ... ..	1	—	C		
38270	E.C3.75.165	<b>BRACKET</b> , pipe support clip, pilot's fishtail (Mod. 3159)	1	S.510	C		
21845	E.A9.75.201	<b>BRACKET</b> , R.H., for perforated pipe attachment, forward of pressure bulkhead	1	DTD.124	C	S.1/8	
21846	E.A9.75.202	<b>BRACKET</b> , L.H., for perforated pipe attachment, forward of pressure bulkhead	1	DTD.124	C		
		Attaching parts for E.C3.75.165, E.A9.75.201 and E.A9.75.202:—					
28D/1010658	A25/1B	Bolt, 4 BA ... ..	2	—	C		
28M/10287	AGS.2001/B/1	Nut, 4 BA ... ..	2	—	C		
28W/9419474	SP.15/B	Washer ... ..	2	—	C		
21844	E.A9.75.191	<b>BRACKET</b> , for windscreen de-icing and demisting pipes	1	DTD.124	C	S.1/8	
		Attaching parts for E.A9.75.191:—					
28D/1008149	A25/2B	Bolt, 4 BA ... ..	4	—	C		
28M/10287	AGS.2001/B/1	Nut, 4 BA ... ..	4	—	C		
28W/9419474	SP.15/B	Washer ... ..	4	—	C		
38001	E.C3.75.373	<b>BRACKET</b> , pipe support clip, navigator's table (Mod. 2563)	1	S.510	C		
		Attaching parts for E.C3.75.373:—					
28D/9436920	A25/1C	Bolt, 2 BA ... ..	2	—	C		
28M/10288	AGS.2001/C/1	Nut, 2 BA ... ..	2	—	C		
28W/9419475	SP.15/C	Washer ... ..	2	—	C		
38348	E.A9.75.10007	<b>BRACKET</b> , navigator's louvre (Mod. 3159) ... ..	1	L.72	C		
		Attaching parts for E.A9.75.10007:—					
28D/9436920	A25/1C	Bolt, 2 BA ... ..	4	—	C		
28M/10288	AGS.2001/C/1	Nut, 2 BA ... ..	4	—	C		
28W/9419475	SP.15/C	Washer ... ..	4	—	C		
22924	E.A9.75.679	<b>BRACKET</b> , L.H., for perforated pipe attachment, forward of pressure bulkhead	1	DTD.124A	C	S.1/8	
34479	E.A9.75.917	<b>BRACKET</b> , R.H., for perforated pipe attachment, forward of pressure bulkhead (Mod. 2687)	1	L.59	C		
38506	E.A9.75.10009	<b>BRACKET</b> , R.H., for perforated pipe attachment, forward of pressure bulkhead (Mod. 2625)	1	S.510	C		
34478	E.A9.75.915	<b>BRACKET</b> , L.H., for perforated pipe attachment, forward of pressure bulkhead (Mod. 2687)	1	L.59	C		
22876	E.A9.75.179	<b>BRACKET</b> , pipe clip support, frame A ... ..	1	—	C		
22878	E.A9.75.185	<b>BRACKET</b> , pipe clip support, navigator's table ... ..	1	—	C		
22879	E.A9.75.187	<b>BRACKET</b> , pipe clip support, frame 2 ... ..	1	—	C		
22874	E.A9.75.177	<b>BRACKET</b> , pipe clip, support, frame B ... ..	1	—	C		
22882	E.A9.75.193	<b>BRACKET</b> , pipe clip support, frame 2, pressure bulkhead, starboard, and canopy perforated branch pipe	3	—	C		

**SERVICES**  
**CABIN PRESSURE SYSTEM IN FRONT FUSELAGE**

Ref. No.	Part No.	Description	No. off	Matl. Spec.	Cl. of Equip.	Plate No.
					M.R. L.M.	
		1 2 3 4 5 6				
22876	E.A9.75.181	<b>BRACKET</b> , pipe clip support, frame 1 ... ..	1	—	C	
22883	E.A9.75.195	<b>BRACKET</b> , water extractor, frame 6 ... ..	1	—	C	
22884	E.A9.75.197	<b>BRACKET</b> , water extractor, frame 7 ... ..	1	—	C	
22895	E.A9.75.245	<b>BRACKET</b> , pipe clip support, canopy perforated branch pipe, port	1	—	C	
22880	E.A9.75.188	<b>BRACKET</b> , pipe clip support, frame 2 ... ..	1	—	C	
22873	E.A9.75.175	<b>BRACKET</b> , pipe clip support, frames 3 and 4 ...	3	—	C	
22885	E.A9.75.199	<b>BRACKET</b> , pipe clip support, frame 10 ... ..	1	—	C	
22886	E.A9.75.213	<b>BRACKET</b> , pipe clip support, pressure bulkhead ...	4	DTD.124	C	
	E.C3.75.241	<b>BRACKET</b> , pipe clip support, frame 4 (Mod. 3159)	1	—	—	
	E.C3.75.259	<b>BRACKET</b> , pipe clip support, pilot's floor, frame 5 (Mod. 3159)	1	S.510	—	
	E.A9.75.929	<b>BRACKET</b> , pipe clip support, pressure bulkhead (Mod. 2687)	1	L.59	—	
7725	EEAS.133	<b>BRACKET</b> , pipe clip ... ..	1	—	C	
12354	E.A9.75.131	<b>CLIP</b> , water extractor, mounting, frames 6 and 7 ...	2	DTD.124	C	
17744	EEAS.143/17	<b>CLIP</b> , pipe, single, 1/4" o/d. ... ..	1	L.72	C	
6068	EEAS.143/24	<b>CLIP</b> , pipe support, frame B (Mod. 2625) ... ..	1	L.72	C	
12355	E.A9.75.121	<b>CONNECTING</b> , sleeve, 3/4" i/d. x 2 1/2" long ... ..	3	Silastic	C	
12356	E.A9.75.123	<b>CONNECTING</b> , sleeve, 1 1/4" i/d. x 2 1/2" long ...	25	Silastic	C	
2149	E.A3.75.143	<b>CONNECTING</b> , sleeve, 1" i/d. x 2 1/2" long ... ..	2	Silastic	C	
1708	E.A3.75.145	<b>CONNECTING</b> , sleeve, 1 1/2" i/d. x 2 1/2" long ...	4	Silastic	C	
1440	E.A3.75.147	<b>CONNECTING</b> , sleeve, 2 1/2" i/d. x 3" long (or make from Ref. 33006, DAS.582/40/24)	2	Silastic	C	
4762	E.A3.57.185	<b>CONNECTING</b> , sleeve, 2" i/d. x 3" long ... ..	3	Silastic	C	
12349	E.A9.20.1025	<b>CONNECTING</b> , sleeve, 2 1/2" i/d. x 2 1/2" long ...	3	Silastic	C	
6504	E.B6.75.379	<b>COUPLING</b> , water extractor drain pipe outlet, aft of frame 10	1	DTD.423	C	
27UA/555	GODFREY 22697B	<b>EXTRACTOR</b> , water ... .. Attaching parts for 22697B:—	1	—	B	
40257	E.A9.75.161A	Lagging ... ..	1	—	C	
40258	E.A9.75.163A	Lagging ... ..	1	—	C	
41806	E.A9.75.919	<b>FAIRLEAD</b> , assembly, inboard, below pilot's floor, between frames 7 and 8 (Mod. 2687) Attaching parts for E.A9.75.919:—	1	—	C/MR	
28D/1008149	A25/2B	Bolt, 4 BA ... ..	6	—	C	
28M/10287	AGS.2001/B/1	Nut, 4 BA ... ..	6	—	C	
28W/9419465	SP.13/B	Washer ... ..	6	—	C	
41807	E.A9.75.925	<b>FAIRLEAD</b> , assembly, outboard, below pilot's floor, between frames 7 and 8 (Mod. 2687) Attaching parts for E.A9.75.925:—	1	—	C/MR	
28D/1008149	A25/2B	Bolt, 4 BA ... ..	4	—	C	
28M/10287	AGS.2001/B/1	Nut, 4 BA ... ..	4	—	C	
28W/9419465	SP.13/B	Washer ... ..	4	—	C	
22922	E.A9.75.675	<b>FISHTAIL</b> , bomb aimer's window ... ..	1	—	C	

**SERVICES  
CABIN PRESSURE SYSTEM IN FRONT FUSELAGE**

Ref. No.	Part No.	Description	No. off	Matl. Spec.	Cl. of Equip.		Plate No.
					M.R.	L.M.	
		1 2 3 4 5 6					
21837	E.A9.75.47	<b>FISHTAIL</b> , navigator's footrest at frame 3 ...	1	—		C/MR	
		Attaching parts for E.A9.75.47:—					
28D/1008149	A25/2B	Bolt, 4 BA ...	6	—		C	
28M/10287	AGS.2001/B/1	Nut, 4 BA ...	6	—		C	
	E.A9.75.237	Packing ...	1	Fibolex		LM	
28W/9419474	SP.15/B	Washer ...	6	—		C	
21839	E.A9.75.55	<b>FISHTAIL</b> , pilot's, between frames 4 and 5 ...	1	—		C/MR	
		Attaching parts for E.A9.75.55:—					
25248	E.A9.75.831	Block ...	1	—		C/MR	
28D/12846	A25/15B	Bolt, 4 BA ...	2	—		C	
28M/10287	AGS.2001/B/1	Nut, 4 BA ...	2	—		C	
28W/9419474	SP.15/B	Washer ...	2	—		C	
5K/3405	AS.3360/B3C	<b>LEAD</b> , bonding ...	1	—		C	
5K/3397	AS.3360/C3C	<b>LEAD</b> , bonding ...	3	—		C	
5K/3389	AS.3360/C4C	<b>LEAD</b> , bonding ...	1	—		C	
5K/3403	AS.3360/C6C	<b>LEAD</b> , bonding ...	1	—		C	
5K/3423	AS.3360/C10C	<b>LEAD</b> , bonding ...	1	—		C	
	THERMOTANK						
5042	DAR.2	<b>LOUVRE</b> , punkah ...	1	—		B	
	E.A9.75.807	<b>LOUVRE, VENT FITTING, PILOT'S, PORT ASSEMBLY, (MOD. 2105)</b>	1	—		—	
	E.A9.75.808	<b>LOUVRE, VENT FITTING, PILOT'S, STARBOARD, ASSEMBLY (MOD. 2105)</b> Consisting of:—	1	—		—	
14729	E.A9.75.865	<b>BOLT</b> , special, (Made from AS.4563/24C) ...	1	L.65		C	
14730	E.A9.75.811	<b>CASING</b> , vent, upper ...	1	L.51 or L.65		C	
14731	E.A9.75.863	<b>CASING</b> , vent, lower ...	1	—		C	
14732	E.A9.75.815	<b>HOUSING</b> , plunger ...	1	L.65 or DTD.683		C	
14733	E.A9.75.859	<b>HOUSING</b> (Port group only) ...	1	—		C	
14737	E.A9.75.860	<b>HOUSING</b> (starboard group only) ...	1	—		C	
14734	E.A9.75.557	<b>NUT</b> , lock, for special bolt ...	1	L.65 or DTD.683		C	
14735	E.A9.75.821	<b>NUT</b> , special ...	1	L.65 or DTD.683		C	
14736	E.A9.75.817	<b>PLUNGER</b> ...	1	L.65 or DTD.683		C	
	E.A9.75.723	<b>MOUNTING</b> , assembly, master unit ...	1	—		—	
	E.A9.75.673	<b>PIPE</b> , from branch pipe aft of frame B to bomb aimer's fishtail connection, 1" o/d. x 20 SWG (Pre-Mod. 2333)	1	L.56		—	
33816	E.A9.75.897	<b>PIPE</b> , tapered, from branch pipe aft of frame B to bomb aimer's fishtail connection, 1" x 1 1/4" o/d. x 20 SWG (Mod. 2333)	1	L.56		C	
12357	E.A9.75.27	<b>PIPE</b> , branch, air distribution between frames A and B (Pre-Mod. 2333)	1	L.54		B	
33815	E.A9.75.895	<b>PIPE</b> , branch, air distribution between frames A and B (Mod. 2333)	1	L.54		C	
21835	E.A9.75.29	<b>PIPE</b> , from connection aft of frame 1 to air distribution branch pipe, 1 1/4" o/d. x 20 SWG	1	L.56		C	
		Attaching parts for E.A9.75.29:—					
28E/9129562	AGS.605/3	Clip ...	4	—		C	
	E.A9.75.135	Lagging ...	1	—		—	
	E.A9.75.137	Lagging ...	1	—		—	

**SERVICES  
CABIN PRESSURE SYSTEM IN FRONT FUSELAGE**

Ref. No.	Part No.	Description	No. off	Matl. Spec.	Cl. of Equip.		Plate No.
					M.R.	L.M.	
		1 2 3 4 5 6					
21836	E.A9.75.31	<b>PIPE</b> , from connection forward of frame 2 to connection at frame 1, 1¼" o/d. x 20 SWG	1	L.56		C	
		Attaching parts for E.A9.75.31:—					
28E/9129562	AGS.605/3	Clip ... ..	3	—		C	
	E.A9.75.139	Lagging ... ..	1	—		—	
	E.A9.75.141	Lagging ... ..	1	—		—	
12358	E.A9.75.33	<b>PIPE</b> , tapered, branch, from main branch pipe connection at frame 4 to connection forward of frame 2	1	L.54		B	
12359	E.A9.75.49	<b>PIPE</b> , tapered, branch, main connecting aft of frame 4	1	L.54		B	
38347	E.A9.75.10005	<b>PIPE</b> , branch, navigator's louvre and pilot's fishtail (Mod. 3159)	1	L.54		C	
38346	E.A9.75.10003	<b>PIPE</b> , from branch pipe at frame 4 to pilot's fishtail, 1¼" o/d. x 20 SWG (Mod. 3159)	1	L.54		C	
38272	E.C3.75.285	<b>PIPE</b> , continuation, windscreen air distribution, 1½" o/d. x 20 SWG (Mod. 3159)	1	L.54		C	
21841	E.A9.75.61	<b>PIPE</b> , branch, windscreen air distribution ... ..	1	L.54		C	
12361	E.A9.75.63	<b>PIPE</b> , branch, perforated, air distribution, starboard windscreen	1	L.54		B	
12362	E.A9.75.65	<b>PIPE</b> , branch, perforated, air distribution, port, windscreen	1	L.54		B	
25242	E.A9.75.797	<b>PIPE</b> , branch, from branch pipe aft of frame 4 to non-return valve at frame 5 (Mod. 2104)	1	L.54		B	
22865	E.A9.75.69	<b>PIPE</b> , flanged, from non-return valve at frame 5 to water extractor	1	L.54		C	
22866	E.A9.75.73	<b>PIPE</b> , flanged, from water extractor to pressure bulkhead connection	1	L.54		C	
		Attaching parts for E.A9.75.73:—					
28E/9130219	AGS.605/4	Clip ... ..	3	—		C	
	E.A9.75.149	Lagging ... ..	1	—		—	
	E.A9.75.151	Lagging ... ..	1	—		—	
22867	E.A9.75.75	<b>PIPE</b> , flanged, from pressure bulkhead connection to connection aft of frame 10	1	L.54		C	
		Attaching parts for E.A9.75.75:—					
28E/9130219	AGS.605/4	Clip ... ..	4	—		C	
27491	E.A9.75.751	Lagging ... ..	1	—		C	
27492	E.A9.75.753	Lagging ... ..	1	—		C	
27493	E.A9.75.755	Lagging ... ..	1	—		C	
27494	E.A9.75.757	Lagging ... ..	1	—		C	
22929	E.A9.75.713	<b>PIPE</b> , bend, from coupling aft of frame 7 to canopy perforated air distribution pipe valve unit	1	L.56		C	
22928	E.A9.75.711	<b>PIPE</b> , perforated, from valve to bridge pipe connection, air distribution	1	L.56		C	
38507	E.A9.75.10013	<b>PIPE</b> , perforated, L.H. nose air distribution at frame 1, ¾" o/d. x 20 SWG (Mod. 2625)	1	L.54		C	


**SERVICES**  
**CABIN PRESSURE SYSTEM IN FRONT FUSELAGE**

Ref. No.	Part No.	Description	No. off	Matl. Spec.	Cl. of Equip.		Plate No.
					M.R.	L.M.	
		1 2 3 4 5 6					
	E.A9.75.105	PIPE, continuation, nose air distribution, 3/4" o/d. x 20 SWG	1	L.56	—		
40283	E.A9.75.10023	PIPE, perforated, R.H., nose air distribution, at frames A and B (Mod. 3155)	1	L.54	C		
	E.A9.75.109	PIPE, drain, assembly, water extractor ... ..	1	L.56	—		
38000	E.C3.75.361	PIPE, reduction, from branch pipe to perforated pipe at frame 2 (Mod. 2563)	1	L.54	C		
22909	E.A9.75.415	PIPE, perforated, at frame 2, 1 1/4" o/d. x 20 SWG ...	1	L.54	C		
	E.A9.75.621	PIPE, from connection at frame 11 to connection at frame 12	1	L.59	—		
		Attaching parts for E.A9.75.621:—					
28E/9130219	AGS.605/4	Clip ... ..	4	—	C		
	E.A9.75.157	Lagging ... ..	1	—	—		
	E.A9.75.759	Lagging ... ..	1	—	—		
	E.A9.75.777	Lagging ... ..	1	—	—		
25243	E.A9.75.799	PIPE, between connecting sleeves for perforated pipe at pressure bulkhead, 1 1/4" o/d. x 20 SWG (Mod. 2104)	1	L.54	C		
13016	BAS.21G	PIPE, flexible, from perforated branch pipe to port louvre, 1" bore x 20" long (Pre-Mod. 3707)	1	Bells Asbestos	C		
34699	E.A9.75.10227	PIPE, flexible, from perforated branch pipe to port louvre (Mod. 3707) (Make from Ref. 34324)	1	—	C		
13016	BAS.21G	PIPE, flexible, from perforated branch pipe to starboard louvre, 1" bore x 26" long (Pre-Mod. 3707)	1	Bells Asbestos	C		
34700	E.A9.75.10229	PIPE, flexible, from perforated branch pipe to starboard louvre (Mod. 3707) (Make from Ref. 34324)	1	—	C		
	BAS.21G	PIPE, flexible, from branch pipe to navigator's louvre, 1" bore x 7 1/2" long (Mod. 3159) (Make from Ref. 13016 or 34324)	1	—	—		
34473	E.A9.75.905	PIPE, branch, perforated, top of pressure bulkhead, port side (Mod. 2687)	1	—	C		
34472	E.A9.75.903	PIPE, branch, perforated, top of pressure bulkhead, starboard side (Mod. 2687)	1	—	C		
34475	E.A9.75.909	PIPE, perforated, intermediate, pressure bulkhead, starboard side, 1 1/4" o/d. x 20 SWG (Mod. 2687)	1	L.54	C		
34476	E.A9.75.911	PIPE, bottom, pressure bulkhead, starboard, 1 1/4" o/d. x 20 SWG (Mod. 2687)	1	L.54	C		
34477	E.A9.75.913	PIPE, pilot's floor at pressure bulkhead, 1 1/4" o/d. x 20 SWG (Mod. 2687)	1	L.54	C		
34471	E.A9.75.901	PIPE, branch, pilot's floor at pressure bulkhead (Mod. 2687)	1	L.54	C		
34474	E.A9.75.907	PIPE, between frames 5 and 8, below pilot's floor, port side, 1 1/4" o/d. x 20 SWG (Mod. 2687)	1	L.54	C		
18661	E.B7.75.133	RING, half bolt, for flanged connector at non-return valve	4	—	B		

**SERVICES**  
**CABIN PRESSURE SYSTEM IN FRONT FUSELAGE**

Ref. No.	Part No.	Description	No. off	Matl. Spec.	Cl. of Equip.		Plate No.
					M.R.	L.M.	
		1 2 3 4 5 6					
32B/1297	†	<b>TAPE</b> , asbestos, 1" wide x $\frac{1}{8}$ " thick, for lagging of main branch pipes	QR	—		C	
22869	E.A9.75.91	<b>UNIT</b> , valve, canopy air distribution control ...	2	—		B	
27KD/3	NORMALAIR 500326	<b>UNIT</b> , master ... ..	1	—		A	
28D/1011030	A25/2E	Attaching parts for 500326:—					
28W/9419405	SP.15/E	Bolt, $\frac{1}{4}$ " BSF ... ..	3	—		C	
		Washer ... ..	3	—		C	
27KD/4	NORMALAIR 493020	<b>VALVE</b> , pressure control (Pre-Mod. 3955) ... ..	1	—		A	
27KD/2836	527060	<b>VALVE</b> , pressure control (Mod. 3955) ... ..	1	—		A	
28D/1011030	A25/2E	Attaching parts for 493020 or 527060:—					
28M/1007403	A27/ET	Bolt, $\frac{1}{4}$ " BSF ... ..	7	—		C	
21927	E.A3.75.573	Nut, $\frac{1}{4}$ " BSF ... ..	1	—		C	
	NORMALAIR 550048	Stud ... ..	1	—		C	
28W/9419405	SP.15/E	Stud ... ..	3	—		—	
28W/9416644	SP.47/E	Washer ... ..	11	—		C	
		Washer ... ..	10	—		C	
27KD/7	NORMALAIR 500457	<b>VALVE</b> , non-return ... ..	1	—		A	
1345	E.A3.75.95	<b>WASHER</b> , special, between non-return valve and mounting adaptor at pressure bulkhead	2	—		C	
1346	E.A1.75.131	<b>WASHER</b> , special, jointing, non-return valve, mounting	3	—		C	
1347	E.A3.75.139	<b>WASHER</b> , special, between pipe flange and pressure bulkhead, non-return valve mounting	2	—		C	
	EEAS.239/3A	<b>WASHER</b> , "D", for pipe clips ... ..	4	L.72		—	
	EEAS.239/3AH	<b>WASHER</b> , "D", for pipe clips ... ..	8	L.72		—	

Pages 1197<sup>9</sup> to 1216 not issued



**SERVICES**  
**CABIN PRESSURE SYSTEM IN FRONT FUSELAGE**

Ref. No.	Part No.	Description	No. off	Matl. Spec.	Cl. of Equip.	Plate No.
					M.R. L.M.	
		1 2 3 4 5 6				
<b>SUMMARY OF STOCK ITEMS USED ON CABIN PRESSURE SYSTEM IN FRONT FUSELAGE ASSEMBLY</b>						
28F/9838	AGS.1104/A	Adaptor, cone	...	...		C
28D/12528	A25/1B	Bolt, 4 BA, hex. head, 0"5 long	...	...		C
28D/12511	A25/2B	Bolt, 4 BA, hex. head, 0"6 long	...	...		C
28D/9436920	A25/1C	Bolt, 2 BA, hex. head, 0"55 long	...	...		C
28D/12513	A25/2C	Bolt, 2 BA, hex. head, 0"65 long	...	...		C
28D/12531	A25/3C	Bolt, 2 BA, hex. head, 0"75 long	...	...		C
28D/12533	A25/5C	Bolt, 2 BA, hex. head, 0"95 long	...	...		C
28D/12515	A25/10C	Bolt, 2 BA, hex. head, 1"45 long	...	...		C
28D/9435710	A25/11C	Bolt, 2 BA, hex. head, 1"55 long	...	...		C
28D/12518	A25/2E	Bolt, 1/4" BSF, hex. head, 0"7 long	...	...		C
28D/12519	A25/3E	Bolt, 1/4" BSF, hex. head, 0"8 long	...	...		C
28D/12953	A28/1B	Bolt, 4 BA, hex. head, 0"5 long	...	...		C
28D/11937	AS.1246/1B	Bolt, 4 BA, round head, 0"45 long	...	...		C
28D/11564	AS.1246/1C	Bolt, 2 BA, round head, 0"5 long	...	...		C
28D/14884	AS.2922/3B	Bolt, 4 BA, round head, 0"65 long	...	...		C
28D/14885	AS.2922/4B	Bolt, 4 BA, round head, 0"75 long	...	...		C
28D/15896	AS.4566/1B	Bolt, 4 BA, mushroom head, 0"5 long	...	...		C
28F/13603	AGS.838/8	Bush	...	...		C
28F/11177	AGS.1159/A	Cap, cone	...	...		C
28F/5107	AGS.838/3	Elbow	...	...		C
28F/9501	AGS.1142/B	Nipple, adaptor	...	...		C
28M/12931	A27/ET	Nut, 1/4" BSF, thin	...	...		C
28F/5108	AGS.838/4	Nut, union	...	...		C
28M/10287	AGS.2001/B/1	Nut, stiff, 4 BA	...	...		C
28M/10280	AGS.2001/B/3	Nut, stiff, 4 BA	...	...		C
28M/10288	AGS.2001/C/1	Nut, stiff, 2 BA	...	...		C
28M/10290	AGS.2001/E/1	Nut, stiff, 1/4" BSF	...	...		C
28M/12153	AGS.2007/B/1	Nut, stiff, 4 BA	...	...		C
28P/12587	SP9/C4	Pin, split, 1/16" dia. x 1/2" long	...	...		C
28P/9429619	SP9/C5	Pin, split, 1/16" dia. x 5/8" long	...	...		C
28F/5721	AGS.904/A	Sleeve	...	...		C
28F/5105	AGS.838/2	Tee, union	...	...		C
28F/5104	AGS.838/1	Union, straight	...	...		C
28W/9419465	SP13/B	Washer, 4 BA, plain	...	...		C
28W/9419402	SP13/C	Washer, 2 BA, plain	...	...		C
28W/12664	SP14/B	Washer, 4 BA, plain	...	...		C
28W/9419474	SP15/B	Washer, 4 BA, plain	...	...		C
28W/9419475	SP15/C	Washer, 2 BA, plain	...	...		C
28W/9419405	SP15/E	Washer, 1/4" BSF, plain	...	...		C
28W/9416643	SP47/C	Washer, 2 BA, spring	...	...		C
28W/9416644	SP47/E	Washer, 1/4" BSF, plain	...	...		C
28W/7765	AGS.567/A	Washer, jointing	...	...		C

Ref. No.	Part No.							Description	No. off	Matl. Spec.	Cl. of Equip.	Plate No.
		1	2	3	4	5	6				M.R. L.M.	

**SERVICES**  
**CABIN PRESSURE AND COLD AIR SYSTEM IN PORT WING**

Ref. No.	Part No.	Description	No. off	Matl. Spec.	Cl. of Equip.	Plate No.
					M.R. L.M.	
	E.A9.75.891	<b>CABIN PRESSURE AND COLD AIR SYSTEM IN PORT WING, ASSEMBLY (MOD. 2316)</b>	—	—	—	
		Spares for:—				
6618	E.B6.75.501 GODFREY	<b>ADAPTOR</b> , oil vapour breather pipe (Pre-Mod. 2316)	1	DTD.423	C	S.3
27UA/517	50002 GODFREY	<b>CLAMP</b> , half, pipe jointing ... ..	16	—	C	S.3
27UA/518	50270	<b>CLAMP</b> , half, pipe jointing (segmental) at Marston cooler	4	—	C	
17744	EEAS.143/17	<b>CLIP</b> , pipe, single, 1/4" o/d. ... ..	1	—	C	
37419	E.B6.75.833	<b>COLLECTOR, WASTE OIL, ASSEMBLY (MOD. 2316)</b>	1	—	B	
		Consisting of:—				
32552	E.B6.75.849	<b>BRACKET</b> , mounting ... ..	1	—	C	
		Attaching parts for E.B6.75.849:—				
28D/9133011	A.25/2C	Bolt, 2 BA ... ..	2	—	C	
28M/9433473	AGS.2002/C/1	Nut, 2 BA ... ..	2	—	C	
28W/9419475	SP.15/C	Washer ... ..	2	—	C	
32549	E.B6.75.843	<b>COLLECTOR</b> , top, assembly ... ..	1	—	C	
32551	E.B6.75.847	<b>CONTAINER</b> , waste oil ... ..	1	DTD.339	C	
32550	E.B6.75.845	<b>WIRE</b> , retaining, assembly ... ..	1	—	C	
		Attaching parts for E.B6.75.833:—				
28F/1010558	AGS.1148/B	Nut, 1/2" BSP ... ..	2	—	C	
28F/9130664	AGS.1149/2	Washer, plate ... ..	1	—	C	
1708	E.A3.75.145	<b>CONNECTION</b> , rubber, 1 1/2" x 2 1/2" long ... ..	2	Silastic	C	S.3
6619	E.B6.75.461	<b>CONNECTION</b> , duct, tapered, from cold air unit junction pipe	1	L.59	C	S.3
		Attaching parts for E.B6.75.461:—				
28E/9129562	AGS.605/3	Clip ... ..	1	—	C	
28E/9130219	AGS.605/4	Clip ... ..	1	—	C	
16582	E.B6.75.523	Lagging ... ..	2	—	C	
	E.B6.75.315	<b>DUCTS AND AIR COOLER, ASSEMBLY</b> ... ..	—	—	—	
		Spares for:—				
6620	E.B6.75.323	<b>DUCT</b> , air inlet, at rib 1 ... ..	1	—	C	S.3
26338	E.B6.75.341	<b>FAIRING</b> , outlet (supplied undrilled) ... ..	1	—	C	
	E.B6.75.317	<b>INSTALLATION OF MARSTON COOLER (SECONDARY)</b>	—	—	—	
		Spares for:—				
12390	E.B6.75.343	<b>BRACKET</b> , bottom support ... ..	2	—	C	
12391	E.B6.75.345	<b>BRACKET</b> , top attachment ... ..	1	—	C	
27UA/491	D.106/6A	<b>COOLER</b> , air (E.B6.75.321) ... ..	1	—	A	S.3
6622	E.B6.75.351	<b>WASHER</b> , felt ... ..	2	DTD.590	C	
12896	E.B6.75.735	<b>OUTLET</b> , duct, assembly (Mod. 1175) ... ..	1	—	B	
1025	EEAS.1/1C	<b>SCREW</b> , 2 BA, c'sk head, 120°, for air duct attachment	19	S.96	C	
22273	E.B6.75.335	<b>STRAP, JOINT, INLET AIR DUCT TO MARSTON COOLER, ASSEMBLY</b>	1	—	MR	
		Consisting of:—				
28D/1011019	A25/8C	<b>BOLT</b> , 2 BA ... ..	2	—	C	
28M/1278190	AGS.2001/C/1	<b>NUT</b> , 2 BA ... ..	2	—	C	
12392	E.B6.75.337	<b>STRAP</b> , joint ... ..	1	—	C/MR	
12393	E.B6.75.339	<b>STRAP</b> , clamping ... ..	1	—	C/MR	S.2/8

**SERVICES**  
**CABIN PRESSURE AND COLD AIR SYSTEM IN PORT WING**

Ref. No.	Part No.	Description	No. off	Matl. Spec.	Cl. of Equip.		Plate No.
					M.R.	L.M.	
		1 2 3 4 5 6					
	E.B6.75.187	<b>INSTALLATION OF COLD AIR UNIT</b> ... ..	—	—	—		
	E.B6.75.199	Spares for:— <b>UNIT, COLD AIR ASSEMBLY</b> ... ..	1	—	—		
		Consisting of:—					
27UA/976	GODFREY 23421/HX	<b>DIPSTICK</b> , and filler oil level (Mod. 2501) ...	1	—	B		
27UA/4060	†	<b>UNIT</b> , cold air, A.C.R.E.9., Mk. 10EX ...	1	—	A		
	E.A9.75.445	<b>INSTALLATION OF VALVES AND PIPING</b> ... ..	—	—	—		
		Spares for:—					
27288	E.A9.75.493	<b>BRACKET</b> , hot air and non-return valve ... ..	1	—	MR		
27UA/517	50002	<b>CLAMP</b> , half, pipe jointing ... ..	10	—	C		
	GODFREY 50270	<b>CLAMP</b> , half, pipe jointing (segmental) ... ..	3	—	C		
6990	E.B6.75.261	<b>CONNECTOR</b> , flanged, non-return valve end fitting	1	DTD.683	C		S.3
25922	E.B6.75.255	<b>ELBOW</b> , from engine connection to non-return valve	1	T.45	C		S.2/8
		Attaching parts for E.B6.75.255:—					
28E/9129562	AGS.605/3	Clip ... ..	2	—	C		
12714	E.B6.75.447A	Lagging ... ..	1	—	C		
12369	E.B6.75.449A	Lagging ... ..	1	—	C		
16448	E.B7.50.25	<b>FITTING</b> , end, for pipe connection to hot air valve	1	DTD.683	C		S.3
12078	E.B6.75.669	<b>GASKET</b> , non-return valve joint ... ..	2	Permanite	C		S.3
12079	E.B6.75.675	<b>GASKET</b> , hot air valve joint ... ..	3	Permanite	C		
13025	E.B6.75.231	<b>PIPE</b> , assembly, from hot air valve on inboard engine rib to tee piece at rib 3	1	T.26	C/MR		
		Attaching parts for E.B6.75.231:—					
28E/9129562	AGS.605/3	Clip ... ..	3	—	C		
26367	E.B6.75.275A	Lagging ... ..	1	—	C		
26366	E.B6.75.277A	Lagging ... ..	1	—	C		
16556	E.B6.75.233	<b>PIPE</b> , assembly, from mixing valve to constant flow valve	1	T.26	C/MR		
		Attaching parts for E.B6.75.233:—					
28E/9129562	AGS.605/3	Clip ... ..	2	—	C		
26628	E.B6.75.279A	Lagging ... ..	1	—	C		
26629	E.B6.75.281A	Lagging ... ..	1	—	C		
16557	E.B6.75.237	<b>PIPE</b> , assembly, connection, from mixing valve to hot air valve tee piece at frame 3	1	T.26	C/MR		
		Attaching parts for E.B6.75.237:—					
28E/9129562	AGS.605/3	Clip ... ..	3	—	C		
26632	E.B6.75.287A	Lagging ... ..	1	—	C		
26633	E.B6.75.289A	Lagging ... ..	1	—	C		
16558	E.B6.75.239	<b>PIPE</b> , assembly, from mixing valve to wheel well bay connection	1	T.26	C/MR		
		Attaching parts for E.B6.75.239:—					
28E/9129562	AGS.605/3	Clip ... ..	4	—	C		
26634	E.B6.75.295A	Lagging ... ..	1	—	C		
26635	E.B6.75.297A	Lagging ... ..	1	—	C		
16597	E.B6.75.631	Lagging ... ..	1	—	C		
16598	E.B6.75.633	Lagging ... ..	1	—	C		

**SERVICES**  
**CABIN PRESSURE AND COLD AIR SYSTEM IN PORT WING**

Ref. No.	Part No.	Description						No. off	Matl. Spec.	Cl. of Equip.		Plate No.
		1	2	3	4	5	6			M.R.	L.M.	
13207	E.A9.75.461	<b>PIPE</b> , assembly, from mixing valve to clamping joint at rib 3						1	T.26	C/MR		
28E/9129562	AGS.605/3	Attaching parts for E.A9.75.461:—										
27281	E.A9.75.463A	Clip: ... ..						2	—	C		
27282	E.A9.75.465A	Lagging ... ..						1	—	C		
		Lagging ... ..						1	—	C		
28F/17675	BELLS ASBESTOS AS.5402	<b>RING</b> , sealing, type "A" between pipe flanges ...						8	—	C		S.3
16560	E.B6.75.259	<b>TEE-PIECE</b> , mixing valve and hot air valve at rib 3						1	—	C/MR		S.2/8
	E.B7.50.31	<b>VALVE, HOT AIR, ASSEMBLY</b> ... ..						1	—	—		
		Consisting of:—										
5W/400	E.E. CO. LTD. BRADFORD Type 234	<b>ACTUATOR</b> ... ..						1	—	A		
27V/4282	TEDDINGTON FKH/A/16	<b>VALVE</b> ... ..						1	—	A		
		Attaching parts for FKH/A/16:—										
12125	E.B6.75.443A	Lagging ... ..						1	—	C		
12076	E.B6.75.445A	Lagging ... ..						1	—	C		
	E.B6.75.243	<b>VALVE, 2-WAY MIXING, ASSEMBLY</b> ... ..						1	—	—		
		Spares for:—										
16602	E.B6.75.649	<b>ROD, ADJUSTING, MIXING VALVE AND DESYNN TRANSMITTER, GROUP</b>						1	—	B/MR		
		Consisting of:—										
28N/1045680	AGS.899/2	<b>COLLAR</b> ... ..						2	—	C		
	E.B6.75.653	<b>FORK-END, R.H.</b> ... ..						1	—	—		S.2/8
	E.B6.75.655	<b>FORK-END, L.H.</b> ... ..						1	—	—		S.2/8
28M/1006473	A27/CT	<b>NUT, 2 BA</b> ... ..						1	—	C		
28M/13253	A27/CTL	<b>NUT, 2 BA, L.H.</b> ... ..						1	—	C		
28P/830	SP./4Y/B4	<b>PIN, shackle</b> ... ..						2	—	C		
28P/1007741	SP.9/C8	<b>PIN, split</b> ... ..						2	—	C		
	E.B6.75.651	<b>ROD, screwed, 2 BA</b> ... ..						1	—	—		S.2/8
1025	EEAS.1/1C	<b>SCREW, 2 BA, c'sk, head</b> ... ..						2	S.96	C		
	E.B7.75.103	<b>VALVE, DOUBLE, HOT AIR AND ACTUATOR, ASSEMBLY</b>						1	—	—		
		Consisting of:—										
5W/409	E.E. CO. LTD. BRADFORD Type 233	<b>ACTUATOR</b> ... ..						1	—	A		S.3
27V/4281	TEDDINGTON FKH/A/15	<b>VALVE</b> ... ..						1	—	A		S.3
		Attaching parts for FKH/A/15:—										
26636	E.B6.75.299A	Lagging ... ..						1	—	C		
13144	E.B6.75.301A	Lagging ... ..						1	—	C		
16599	E.B6.75.635	Lagging ... ..						1	—	C		
16600	E.B6.75.637	Lagging ... ..						1	—	C		
27KD/6	NORMALAIR 501670	<b>VALVE, non-return</b> ... ..						1	—	A		S.3

**SERVICES**  
**CABIN PRESSURE AND COLD AIR SYSTEM IN PORT WING**

Ref. No.	Part No.	Description	No. off	Matl. Spec.	Cl. of Equip.	Plate No.
					M.R. L.M.	
	E.A9.75.469	<b>INSTALLATION OF CONSTANT FLOW VALVE ...</b>	—	—	—	
		Spares for:—				
16573	E.B6.75.487	<b>BRACKET</b> , pipe support, at rib 2 ...	1	—	C	S.2/8
	E.B6.75.481	<b>VALVE, CONSTANT FLOW, GROUP</b> ...	1	—	—	
		Consisting of:—				
6751	E.B6.75.579	<b>ADAPTOR</b> ...	1	DTD.683	C	S.3
28D/9133011	A25/2C	<b>BOLT</b> , 2 BA ...	12	—	C	
34B/—	†	<b>COMPOUND</b> , sealing ...	QR	Hermotite	C	
6752	E.B6.75.491	<b>PIPE</b> , assembly, flanged, 1½" o/d. x 20 SWG ...	1	L.54	C	S.3
		Attaching parts for E.B6.75.491:—				
28E/9129562	AGS.605/3	Clip: ...	2	—	C	
16579	E.B6.75.517	Lagging ...	1	—	C	
16596	E.B6.75.629	Lagging ...	1	—	C	
27KD/5	NORMALAIR 502090	<b>VALVE</b> , constant flow ...	1	—	A	S.3
27KD/8	NORMALAIR 497776	<b>WASHER</b> , sealing ...	1	—	A	
28W/9419402	SP.13/C	<b>WASHER</b> , 2 BA ...	12	—	C	
30A/9140209	†	<b>WIRE</b> , locking, 20 SWG ...	QR	—	C	
	E.B6.75.727	<b>INSTALLATION OF COLD AIR UNIT RELIEF VALVE AND PIPES, PORT WING, ASSEMBLY (MOD. 1175)</b>	—	—	—	
		Spares for:—				
25568	E.B6.75.733	<b>BRACKET</b> , assembly ...	1	—	C	S.2/8
	GODFREY					
27UA/517	50002	<b>CLAMP</b> , half, pipe ...	6	—	B	
12898	E.B6.75.731	<b>COVER</b> , valve, assembly ...	1	—	B	S.2/8
12899	E.B6.75.737	<b>PIPE</b> , assembly, bend, relief valve pipe joint ...	1	L.59	C	
12900	E.B6.75.739	<b>PIPE</b> , assembly, from relief valve pipe joint bend to inlet tee piece pipe	1	L.54	C	
12901	E.B6.75.741	<b>PIPE</b> , assembly, inlet tee piece, from pipe joint at rib 1 to Marston cooler	1	L.54	C	
28F/17675	BELLS ASBESTOS AS.5402	<b>RING</b> , sealing, type "A" between pipe flanges ...	3	—	C	S.3
12902	E.B6.75.729	<b>VALVE, RELIEF, ASSEMBLY</b> ...	1	—	B	
		Spares for:—				
22007	E.B6.75.747	<b>PISTON</b> , valve ...	1	—	C	
22006	E.B6.75.745	<b>SEAT</b> , valve ...	1	—	C	
	E.B6.75.19	<b>PIPE RUN IN WHEEL BAY, ASSEMBLY</b> ...	—	—	—	
		Spares for:—				
6753	E.B6.75.207	<b>ADAPTOR</b> , bulkhead, mixing valve pipe connection	1	DTD.683	C	S.4/8
6754	E.B6.75.201	<b>PIPE</b> , assembly, from fuselage bulkhead adaptor to pipe in wheel well	1	L.56	C	S.4/8
6755	E.B6.75.203	<b>PIPE</b> , assembly, in wheel well between ribs A and E	1	L.56	C	S.4/8
6756	E.B6.75.205	<b>PIPE</b> , assembly, from mixing valve connection to pipe joint on rib E	1	L.56	C	S.4/8
980	EEAS.20/1DR	<b>TAB</b> , locking ...	2	L.65	C	
13208	E.A9.75.133	<b>PIPE</b> , assembly, breather, oil vapour outlet ... (Pre-Mod. 2316)	1	L.56	C	S.4/8
37477	E.B6.75.835	<b>PIPE</b> , assembly, from coupling to waste oil collector, adjacent to rib 1 (Mod. 2316)	1	L.56	C	

**SERVICES**  
**CABIN PRESSURE AND COLD AIR SYSTEM IN PORT WING**

Ref. No.	Part No.	Description	No. off	Matl. Spec.	Cl. of Equip.	Plate No.
					M.R. L.M.	
		1 2 3 4 5 6				
37478	E.B6.75.837	PIPE, assembly, from cold air unit to coupling adjacent to rib 1 (Mod. 2316)	1	L.56	C	
13209	E.A9.75.447	PIPE, assembly, continuation, from non-return valve and mixing valve tee piece pipe connection, through frame 2	1	L.56	C	S.4/8
28E/9129562	AGS.605/3	Attaching parts for E.A9.75.447:—				
		Clip: ... ..	2	—	C	
27277	E.A9.75.451A	Lagging ... ..	1	—	C	
27278	E.A9.75.453A	Lagging ... ..	1	—	C	
13210	E.A9.75.455	PIPE, assembly, intermediate, from cold air unit connection to mixing valve connection	1	L.56	C	
28E/9129562	AGS.605/3	Attaching parts for E.A9.75.455:—				
		Clip: ... ..	4	—	C	
16575	E.B6.75.509	Lagging ... ..	1	—	C	
16576	E.B6.75.511	Lagging ... ..	1	—	C	
27279	E.A9.75.457A	Lagging ... ..	1	—	C	
27280	E.A9.75.459A	Lagging ... ..	1	—	C	
6758	E.B6.75.457	PIPE, assembly, continuation, from non-return valve and mixing valve tee piece	1	L.56	C	S.4/8
28E/9129562	AGS.605/3	Attaching parts for E.B6.75.457:—				
		Clip: ... ..	4	—	C	
27287	E.A9.75.489	Lagging ... ..	1	—	C	
27290	E.A9.75.623	Lagging ... ..	1	—	C	
27291	E.A9.75.705A	Lagging ... ..	1	—	C	
27292	E.A9.75.707A	Lagging ... ..	1	—	C	
6759	E.B6.75.459	PIPE, assembly, junction, from cold air unit	1	L.56	C	S.4/8
28E/9129562	AGS.605/3	Attaching parts for E.B6.75.459:—				
		Clip: ... ..	4	—	C	
16579	E.B6.75.517	Lagging ... ..	1	—	C	
16580	E.B6.75.519	Lagging ... ..	1	—	C	
16581	E.B6.75.521	Lagging ... ..	1	—	C	
16596	E.B6.75.629	Lagging ... ..	1	—	C	
6762	E.B6.75.467	PIPE, assembly, from cold air unit compressor connection to pipe joint at rib 1, 1½" o/d. x 20 SWG	1	L.56	C	S.4/8
6763	E.B6.75.469	PIPE, assembly, from connection at rib 1, to cold air unit turbine connection, 1½" o/d. x 20 SWG	1	L.56	C	S.4/8
6764	E.B6.75.471	PIPE, assembly, from Marston cooler to connection at rib 1	1	L.56	C	S.4/8
6765	E.B6.75.475	PIPE, assembly, continuation, from non-return valve and mixing valve to tee piece	1	L.56	C	S.4/8
28E/9129562	AGS.605/3	Attaching parts for E.B6.75.475:—				
		Clip: ... ..	2	—	C	
27277	E.A9.75.451A	Lagging ... ..	1	—	C	
27278	E.A9.75.453A	Lagging ... ..	1	—	C	

**SERVICES**  
**CABIN PRESSURE AND COLD AIR SYSTEM IN PORT WING**

Ref. No.	Part No.	Description						No. off	Matl. Spec.	Cl. of Equip.		Plate No.
		1	2	3	4	5	6			M.R.	L.M.	
12967	E.A9.75.783	<b>PIPE</b> , assembly, from cold air unit compressor connection to pipe joint at rib 2 (Mod. 1175)						1	L.54	C		
		Attaching parts for E.A9.75.783:—										
28E/9129562	AGS.605/3	Clip	...	...	...	...	...	2	—	C		
27285	E.A9.75.471A	Lagging	...	...	...	...	...	1	—	C		
27286	E.A9.75.473A	Lagging	...	...	...	...	...	1	—	C		
1593	EEAS.66/1	<b>RING</b> , clamping, 1½" i/d. ...						1	L.72	C	S.3	
	BELLS ASBESTOS											
28F/17675	AS.5402	<b>RING</b> , sealing, Type "A", between pipe flanges ...						10	—	C	S.3	

Pages 1225 to 1244 not issued  
1935 to 1944

-----  
1941  
-----

**SERVICES**  
**CABIN PRESSURE AND COLD AIR SYSTEM IN STARBOARD WING**

Ref. No.	Part No.	Description	No. Off	Matl. Spec.	Cl. of Equip.	Plate No.
					M.R. L.M.	
		1 2 3 4 5 6				
	E.B6.75.781	<b>CABIN, PRESSURE AND COLD AIR SYSTEM IN STARBOARD WING, ASSEMBLY (MOD. 1500)</b> Spares for:—	—	—	—	
27UA/517	GODFREY 50002	<b>CLAMP</b> , half, pipe jointing ... ..	2	—	C	
27UA/518	GODFREY 50270	<b>CLAMP</b> , half, pipe, jointing (segmental) at Marston cooler	2	—	C	
1707	E.A2.75.37	<b>CLIP</b> , pipe, at rib 3 ... ..	1	L.72	C	
25720	E.B6.75.791	<b>CLIP</b> , pipe, at rib 2 ... ..	1	L.72	C	
6990	E.B6.75.261	<b>CONNECTOR</b> , flanged, non-return valve end fitting	1	DTD.683	C	
	E.B6.75.316	<b>DUCTS AND AIR COOLER, ASSEMBLY</b> ... .. Spares for:—	—	—	—	
6767	E.B6.75.324	<b>DUCT</b> , air inlet at rib 1 ... ..	1	—	C	
26339 or 26338	E.B6.75.342	<b>FAIRING</b> , outlet ... .. (Supplied undrilled)	1	—	C	
	E.B6.75.318	<b>INSTALLATION OF MARSTON COOLER (PRIMARY)</b> Spares for:—	—	—	—	
12395	E.B6.75.344	<b>BRACKET</b> , bottom support ... ..	2	—	C	
12396	E.B6.75.346	<b>BRACKET</b> , top attachment ... ..	1	—	C	
27UA/492	D.106/8A	<b>COOLER</b> , air (E.B6.75.319) ... ..	1	—	A	
6622	E.B6.75.351	<b>WASHER</b> , felt ... ..	2	—	C	
6623	E.B6.75.329	<b>OUTLET</b> , duct, assembly ... ..	1	—	C	
1025	EEAS.1/1C	<b>SCREW</b> , 2 BA, for air duct attachment ... ..	19	S.96	C	
22273	E.B6.75.335	<b>STRAP, JOINT INLET AIR DUCT TO MARSTON COOLER, ASSEMBLY</b> Consisting of:—	1	—	MR	
28D/1011019	A25/8C	<b>BOLT</b> , 2 BA ... ..	2	—	C	
28M/1278190	AGS.2001/C/1	<b>NUT</b> , 2 BA ... ..	2	—	C	
12392	E.B6.75.337	<b>STRAP</b> , joint ... ..	1	—	C/MR	S.2/8
12393	E.B6.75.339	<b>STRAP</b> , clamping ... ..	1	—	C/MR	S.2/8
25922	E.B6.75.255	<b>ELBOW</b> , for engine connection to non-return valve Attachments for E.B6.75.255:—	1	—	C	S.2/8
28E/2027591	SP.91/L	<b>Clip</b> ... ..	2	—	C	
12714	E.B6.75.447A	<b>Lagging</b> ... ..	1	—	C	
12369	E.B6.75.449A	<b>Lagging</b> ... ..	1	—	C	
	E.A2.75.345	<b>FAIRLEAD</b> , at rib 1 ... ..	2	LFS.21	—	
16448	E.B7.50.25	<b>FITTING</b> , end, for pipe connection to hot air valve	1	DTD.683	C	
12078	E.B6.75.669	<b>GASKET</b> , non-return valve joint ... ..	2	Aero Permanite	C	
12079	E.B6.75.675	<b>GASKET</b> , hot air valve joint ... ..	3	Aero Permanite	C	
	E.B6.75.20	<b>PIPE, RUN-IN, WHEEL WELL BAY, ASSEMBLY</b> Spares for:—	—	—	—	
6768	E.B6.75.401	<b>ADAPTOR</b> , bulkhead, Marston air cooler (Pre-Mod. 3156)	1	DTD.683	C	S.4/8

**SERVICES**  
**CABIN PRESSURE AND COLD AIR SYSTEM IN STARBOARD WING**

Ref. No.	Part No.	Description						No. Off	Matl. Spec.	Cl. of Equip. M.R. L.M.	Plate No.
		1	2	3	4	5	6				
	E.B6.75.1203	<b>ADAPTOR</b> , bulkhead, Marston air cooler (Mod. 3156)						1	—	—	
		Attaching parts for E.B6.75.401 or E.B6.75.1203:-									
28D/9436920	A25/1C	Bolt; 2 BA (Pre-Mod. 4706) ... ..						6	—	C	
28D/9436920	A25/1C	Bolt; 2 BA (Mod. 4706) ... ..						1	—	C	
28D/1200119	A25/4C	Bolt; 2 BA (Mod. 4706) ... ..						5	—	C	
28M/1278190	AGS.2001/C/1	Nut; 2 BA ... ..						6	—	C	
	16601	Shim, laminated (Pre-Mod. 3156, 4706) ... ..						1	Alum.	C	
	980	Shim, laminated (Mod. 3156) ... ..						1	Alum.	—	
28F/11492	EEAS.20/1DR	Tab, locking ... ..						2	—	C	
		Washer, plate (Pre-Mod. 4706) ... ..						1	—	C	
15181	E.B6.75.213	<b>CLIP</b> , pipe, special ... ..						2	L.72	C	
6769	E.B6.75.209	<b>PIPE</b> , assembly, from Marston air cooler bulkhead elbow connection to intermediate pipe coupling						1	L.56	C	S.4/8
16591	E.B6.75.615	<b>PIPE</b> , assembly, from intermediate pipe coupling to fuselage bulkhead coupling ...						1	L.56	C	
980	EEAS.20/1DR	<b>TAB</b> , locking ... ..						2	L.65	C	
6770	E.B6.75.403	<b>Pipe</b> , assembly, from Marston air cooler to engine and fuselage pipe tee piece						1	T.26	C	S.4/8
		Attachments for E.B6.75.403:—									
28E/2027591	SP.91/L	Clip ... ..						2	—	C	
28E/19826	SP.91/N	Clip ... ..						1	—	C	
	26340	Lagging ... ..						1	—	C	
	26341	Lagging ... ..						1	—	C	
6771	E.B6.75.405	<b>PIPE</b> , assembly, from wheel well bulkhead fitting to Marston air cooler						1	T.26	C	S.4/8
25710	E.B6.75.785	<b>PIPE</b> , flexible, from connection between ribs 2 and 3 to pipe coupling between ribs 1 and 2						1	Metalic Hose	C	S.4/8
		Attachments for E.B6.75.785:—									
28E/2027591	SP.91/L	Clip ... ..						3	—	C	
28E/19826	SP.91/N	Clip ... ..						2	—	C	
	25715	Lagging ... ..						1	—	C	
	25713	Lagging ... ..						1	—	C	
	25712	Lagging ... ..						1	—	C	
	25714	Lagging ... ..						1	—	C	
27241	E.B6.75.819	<b>PIPE</b> , assembly, from non-return valve to connection between ribs 2 and 3 (Mod. 2189)						1	—	C	S.4/8
		Attachments for E.B6.75.819:—									
28E/2027591	SP.91/L	Clip ... ..						3	—	C	
28E/19826	SP.91/N	Clip ... ..						1	—	C	
	26125	Lagging ... ..						1	—	C	
	26126	Lagging ... ..						1	—	C	
	25716	Lagging ... ..						2	—	C	
27240	E.B6.75.817	<b>PIPE</b> , assembly, from connection between ribs 1 and 2 to cooler tee piece (Mod. 2189)						1	—	C	
	BELLS										
	ASBESTOS										
28F/17675	AS.5402	<b>RING</b> , sealing, type A, between pipe flanges ...						3	—	C	
28F/12389	AGS.1119/K	<b>UNION</b> , tee, at Marston cooler ... ..						1	—	C	
		Attachments for AGS.1119/K:—									
28E/19826	SP.91/N	Clip ... ..						2	—	C	
	26395	Lagging ... ..						1	—	C	
	26396	Lagging ... ..						1	—	C	


**SERVICES**  
**CABIN PRESSURE AND COLD AIR SYSTEM IN STARBOARD WING**

Ref. No.	Part No.	Description						off	Matl. Spec.	Cl. of Equip. M.R. L.M.	Plate No.
		1	2	3	4	5	6				
	E.B7.50.31	<b>VALVE, HOT AIR, ASSEMBLY</b> ... .. 1						1	—	—	
		Consisting of:—									
5W/400	E.E. CO. LTD. BRADFORD TYPE 234	<b>ACTUATOR</b> ... .. 1						1	—	A	
27V/4282	TEDDINGTON FKH/A/16	<b>VALVE</b> ... .. 1						1	—	A	
		Attachments for E.B7.50.31:—									
12125	E.B6.75.443A	Lagging ... .. 1						1	—	C	
12076	E.B6.75.445A	Lagging ... .. 1						1	—	C	
27KD/6	NORMALAIR 501670	<b>VALVE, non-return</b> ... .. 1						1	—	A	
		Attachments for 501670:—									
28E/9129562	AGS.605/3	Clip ... .. 2						2	—	C	
34168	E.A9.75.601A	Lagging ... .. 1						1	—	C	
34169	E.A9.75.603A	Lagging ... .. 1						1	—	C	

Ref. No.	Part No.	1	2	3	4	5	6	Description	off	Matl. Spec.	Cl. of Equip.	Plate No.
											M.R.	

1249 to 1266

Pages ~~1247~~ to 1266 not issued



**SERVICES**  
**CABIN PRESSURE AND COLD AIR SYSTEM IN PORT AND STARBOARD WINGS**

Ref. No.	Part No.	Description						off	Mati. Spec.	Cl. of Equip.	Plate No.
		1	2	3	4	5	6			M.R. L.M.	
<b>SUMMARY OF STOCK ITEMS USED ON CABIN PRESSURE AND COLD AIR SYSTEM IN PORT AND STARBOARD WINGS, ASSEMBLY</b>											
28D/9436920	A25/1C	Bolt	2	BA	hex. head,	0"55	long	...	...	...	C
28D/9133011	A25/2C	Bolt	2	BA	hex. head,	0"65	long	...	...	...	C
28D/9133012	A25/3C	Bolt	2	BA	hex. head,	0"75	long	...	...	...	C
28D/1200119	A25/4C	Bolt	2	BA	hex. head,	0"85	long	...	...	...	C
28D/9453970	A25/15C	Bolt	2	BA	hex. head,	1"95	long	...	...	...	C
28D/1011029	A25/1E	Bolt	1/2"	BSF	hex. head,	0"6	long	...	...	...	C
28D/1212313	A25/15E	Bolt	1/2"	BSF	hex. head,	2"	long	...	...	...	C
28D/9706306	A25/17E	Bolt	1/2"	BSF	hex. head,	2"2	long	...	...	...	C
28D/1214091	AS.1242/2C	Bolt	2	BA	csk. head,	0"6	long	...	...	...	C
28F/12399	AGS.1167/J	Elbow	...	...	...	...	...	...	...	...	C
28F/8011885	AGS.1142/B	Nipple, adaptor	...	...	...	...	...	...	...	...	C
28F/9513420	AGS.1142/J	Nipple, adaptor	...	...	...	...	...	...	...	...	C
28F/9517920	AGS.1142/K	Nipple, adaptor	...	...	...	...	...	...	...	...	C
28F/11906	AGS.1170/J	Nipple	...	...	...	...	...	...	...	...	C
28F/12071	AGS.1170/K	Nipple	...	...	...	...	...	...	...	...	C
28M/10288	AGS.2001/C/1	Nut, stiff,	2	BA	...	...	...	...	...	...	C
28M/10290	AGS.2001/E/1	Nut, stiff,	1/2"	BSF	...	...	...	...	...	...	C
28M/10299	AGS.2001/E/2	Nut, stiff,	1/2"	BSF	...	...	...	...	...	...	C
28P/1021104	SP.90/C3	Pin, split,	1/8"	dia.	x 1/2"	long	...	...	...	...	C
28P/9527619	SP.90/C7	Pin, split,	1/8"	dia.	x 1"	long	...	...	...	...	C
28P/5806240	SP.4Z/B3	Pin, shackle	...	...	...	...	...	...	...	...	C
28F/10024	AGS.1140/D	Plug	...	...	...	...	...	...	...	...	C
28F/9439535	AGS.954/D	Sleeve	...	...	...	...	...	...	...	...	C
28F/12389	AGS.1119/K	Tee, union	...	...	...	...	...	...	...	...	C
28W/9419402	SP.13/C	Washer,	2	BA,	plain	...	...	...	...	...	C
28W/9419475	SP.15/C	Washer,	2	BA,	plain	...	...	...	...	...	C
28W/9418921	SP.13/E	Washer,	1/2"	BSF,	plain	...	...	...	...	...	C
28W/9419475	SP.15/C	Washer,	2	BA,	plain	...	...	...	...	...	C
28W/9416643	SP.47/C	Washer,	2	BA,	spring	...	...	...	...	...	C
28W/9416644	SP.47/E	Washer,	1/2"	BSF,	plain	...	...	...	...	...	C
28W/1009699	SP.55/C	Washer,	2	BA,	spring	...	...	...	...	...	C
28F/14892	AGS.1115/13	Washer	...	...	...	...	...	...	...	...	C

Ref. No.	Part No.	1	2	3	4	5	6	off	Matl. Spec.	Cl. of Equip. M.R. L.M.	Plate No.

**SERVICES**  
**CAMERA AND GUNPACK HEATING IN CENTRE FUSELAGE**

Ref. No.	Part No.	Description	No. off	Matl. Spec.	Cl. of Equip.		Plate No.
					M.R.	L.M.	
	E.A9.75.9	<b>CAMERA AND GUNPACK HEATING IN CENTRE FUSELAGE, ASSEMBLY</b>	—	—	—		
		Spares for:—					
7785	E.A3.75.435	<b>BRACKET</b> , forward, constant flow valve ... ..	1	—	C/MR		
7786	E.A3.75.241	<b>BRACKET</b> , rear, constant flow valve ... ..	1	L.72	C		
	E.A9.75.397	<b>BRACKET</b> , clip support, gunpack heater pipe, bulk-head 29	1	—	—		
		Attaching parts for E.A9.75.397:—					
28D/9133012	A25/3C	Bolt, 2 BA ... ..	4	—	C		
28M/1278190	AGS.2001/C/1	Nut, 2 BA ... ..	4	—	C		
20858	E.A3.75.565	<b>BRACKET</b> , clip support, camera window pipe ...	1	—	C		
20859	E.A3.75.567	<b>BRACKET</b> , clip support, camera window pipe ...	1	—	C		
20860	E.A3.75.569	<b>BRACKET</b> , clip support, camera window pipe ...	2	—	C		
41314	E.A9.75.10179	<b>BRACKET</b> , clip support, flexible pipe between frames 20 and 21 (Mod. 3855)	1	L.72	C		
		Attaching parts for E.A9.75.10179:—					
28D/9133011	A25/2C	Bolt, 2 BA ... ..	2	—	C		
28M/1278190	AGS.2001/C/1	Nut, 2 BA ... ..	2	—	C		
41315	E.A9.75.10181	<b>CLIP</b> , pipe, flexible, frames 20 and 21 (Mod. 3855)	2	L.72	C		
1707	E.A2.75.37	<b>CLIP</b> , pipe ... ..	10	L.72	C		
		Attaching parts for E.A9.75.10181 and E.A2.75.37:—					
28D/9133012	A25/3C	Bolt, 2 BA (As required) ... ..	2	—	C		
28D/1200119	A25/4C	Bolt, 2 BA (As required) ... ..	2	—	C		
28D/9133013	A25/5C	Bolt, 2 BA (As required) ... ..	2	—	C		
28M/1278190	AGS.2001/C/1	Nut, 2 BA (As required) ... ..	2	—	C		
34367	E.A9.75.10195	Packing, frame 21B (Mod. 3855) ... ..	1	BS.2572	C		
28W/9149475	SP.15/C	Washer (As required) ... ..	2	—	C		
28W/9416643	SP.47/C	Washer (As required) ... ..	2	—	C		
5647	EEAS.143/26	<b>CLIP</b> , pipe, camera window ... ..	4	L.72	C		
		Attaching parts for EEAS.143/26:—					
28D/9436920	A25/1C	Bolt, 2 BA ... ..	1	—	C		
28M/9403520	A27/CP	Nut, 2 BA ... ..	1	—	C		
12929	EEAS.21/9ER	Washer, "D" ... ..	1	—	C		
28W/9416643	SP.47/C	Washer ... ..	1	—	C		
5707	KING A/C CO. LTD. C.4205/1¼-1½B E.A9.75.887	<b>CLAMP</b> , pipe toggle ... ..	3	—	C		
		<b>COUPLING INSULATION, ASSEMBLY, AT FRAME 29 (MOD. 3426)</b>	1	—	—		
		Spares for:—					
38673	E.A9.75.563A	<b>LAGGING</b> ... ..	1	—	C		
38674	E.A9.75.565A	<b>LAGGING</b> ... ..	1	—	C		
12365	E.A9.75.403	<b>ELBOW</b> , flanged, gunpack heating at frame 29 ...	1	T.26 or T.45	B		
		Attaching parts for E.A9.75.403:—					
28D/9133011	A25/2C	Bolt, 2 BA ... ..	6	—	C		
28M/1278190	AGS.2001/C/1	Nut, 2 BA ... ..	6	—	C		
3412	EEAS.20/3DR	Tab, locking ... ..	1	L.72	C		
12366	E.B6.75.719	<b>GASKET</b> , for camera window heating pipe joint at frame 29	2	Aero Permantite	C	S.5/8	
5720	E.B7.50.21	<b>HOSE</b> , metallic, camera or gunpack heating from elbow at frame 29	1	—	C		

**SERVICES**  
**CAMERA AND GUNPACK HEATING IN CENTRE FUSELAGE**

Ref. No.	Part No.	Description	No. off	Matl. Spec.	Cl. of Equip.	Plate No.
					M.R. L.M.	
		1 2 3 4 5 6				
15218	E.A3.75.511	<b>PIPE</b> , assembly, from connection between frames 22 and 23 to connection at frame 27B	1	L.54	C	
28E/9129562	AGS.605/3	Attaching parts for E.A3.75.11:—				
15158	E.B6.75.61A	Clip	11	—	C	
15159	E.B6.75.67A	Lagging	5	—	C	
15160	E.B6.75.69A	Lagging	1	—	C	
15212	E.A3.75.493A	Lagging	1	—	C	
15213	E.A3.75.495A	Lagging	1	—	C	
13161	E.B6.75.705A	Lagging	1	—	C	
<del>15129</del> 15219	E.A3.75.513	<b>PIPE</b> , continuation, from joint at frame 27B to flange joint at frame 29	1	L.59	C	
28E/9129562	AGS.605/3	Attaching parts for E.A3.75.513:—				
15161	E.B6.75.79A	Clip	3	—	C	
15162	E.B6.75.81A	Lagging	1	—	C	
15222	E.A3.75.533	<b>PIPE</b> , demisting, camera window	1	L.54	C	
15190	E.B6.75.583	<b>PIPE</b> , assembly, from cabin pressure system tee at frame 16 to constant flow valve	1	L.56	C	
28E/8129092	AGS.605/2	Attaching parts for E.B6.75.583:—				
15151	E.B6.75.41A	Clip	3	—	C	
15152	E.B6.75.43A	Lagging	1	—	C	
12848	E.A9.75.643	<b>PIPE</b> , assembly, from metallic hose to gunpack elbow connection at frame 29	1	L.54	C	
12847	E.A9.75.647	<b>PIPE</b> , elbow connection at frame 29	1	S.84	C	
33858	E.A9.75.877	<b>PIPE</b> , assembly, intermediate, on frame 29 (Mod. 3426)	1	—	C	
	E.A9.75.881	Attaching parts for E.A9.75.877:— Pipe, insulation, assembly (Mod. 3426)	1	—	—	
38675	E.A9.75.879	<b>PIPE</b> , assembly, lower, on frame 29 (Mod. 3426)	1	L.64	C	
28E/9128961	AGS.605/1	Attaching parts for E.A9.75.879:—				
32B/1297	†	Clip	2	—	C	
		Tape, asbestos, 1" wide x 1/8" thick	QR	—	C	
34364	E.A9.75.10175	<b>PIPE</b> , assembly, from frame 17 to flexible pipe connection between frames 19 and 20 (Mod. 3855)	1	T.55	C	
28E/9129562	AGS.605/3	Attaching parts for E.A9.75.10175:—				
15153	E.B6.75.45A	Clip	6	—	C	
15154	E.B6.75.47A	Lagging	1	—	C	
15149	E.B6.75.37A	Lagging	1	—	C	
15155	E.B6.75.49A	Lagging	1	—	C	
	E.A9.75.10201	Lagging	1	—	—	
	E.A9.75.10203	Lagging	1	—	—	

**SERVICES**  
**CAMERA AND GUNPACK HEATING IN CENTRE FUSELAGE**

Ref. No.	Part No.	Description	No. off	Matl. Spec.	Cl. of Equip.			Plate No.
					M.R.	L.M.		
		1 2 3 4 5 6						
34343	E.A9.75.10191	<b>PIPE</b> , flexible, couplings between frames 19 and 20 coupling at frame 22 (Mod. 3855) Attaching parts for E.A9.75.10191:—	1	—			C	
32B/862	†	Twine, asbestos, sewing ... ..	QR	—			C	
32B/18	†	Webbing, asbestos, 1" wide x 1/8" ... ..	QR	—			C	
34365	E.A9.75.10177	<b>PIPE</b> , assembly, from coupling at frame 22 to coupling between frames 22 and 23 (Mod. 3855) Attaching parts for E.A9.75.10177:—	1	T.55			C	
28E/9129562	AGS.605/3	Clip ... ..	2	—			C	
36842	E.A3.75.557	Lagging ... ..	2	—			C	
12367	E.A9.75.409	<b>PLUG</b> , blanking, camera or gunpack heating pipe ...	1	—			B	
28F/17675	BELLS ASBESTOS	<b>RING</b> , sealing ... ..	3	—			C	
32B/1297	AS.5402 †	<b>TAPE</b> , asbestos, 1" wide x 1/8", for unlagged pipes on frame 29	QR	—			C	
31672	E.A2.75.669	<b>VALVE, TEMPERATURE CONTROL (MOD. 2595)</b> ... Spares for:—	1	—			A	S.5/8
	E.A2.75.667	<b>PISTON</b> , valve ... ..	1	DTD.683			—	
34011	E.A2.75.477	<b>SPRING</b> ... ..	1	DTD.215			C	
	TEDDINGTON	<b>THRUSTAT</b> ... ..	1	—			—	
	CONTROLS							
	THT.147							
27KD/706	NORMALAIR 510930	<b>VALVE</b> , constant flow ... .. Attaching parts for 510930:—	1	—			A	
15191	E.B6.75.599A	Lagging ... ..	1	—			C	
15192	E.B6.75.601A	Lagging ... ..	1	—			C	
27KD/8	NORMALAIR 497776	<b>WASHER</b> , sealing ... ..	1	—			C	

Restricted

Ref. No.	Part No.	Description						No. off	Matl. Spec.	Cl. of Equip.		Plate No.
		1	2	3	4	5	6			M.R.	L.M.	

Pages 1271<sup>2</sup> to 1280 not issued

-----  
-----

**SERVICES**  
**CANOPY DE-MISTING SYSTEM**


Ref. No.	Part No.	Description	No. off	Matl. Spec.	Cl. of Equip.		Plate No.
					M.R.	L.M.	
		1 2 3 4 5 6					
	E.A9.76.1	<b>CANOPY DEMISTING SYSTEM, ASSEMBLY</b> ...	—	—	—		
		Spares for:—					
25892	E.A9.76.407	<b>BAG</b> , alumina (Mod. 2103) ...	1	—	C		
	E.A9.76.10025	<b>BRACKET</b> , blower mounting (Mod. 3842) ...	1	—	—		
		Attaching parts for E.A9.76.10025:—					
28D/1010658	A25/1B	Bolt, 4 BA: ...	2	—	C		
28D/1008149	A25/2B	Bolt, 4 BA: ...	2	—	C		
28M/10287	AGS.2001/B/1	Nut, 4 BA: ...	4	—	C		
28W/9419474	SP.15/B	Washer ...	4	—	C		
5260	EEAS.143/5H	<b>CLIP</b> , pipe, single, $\frac{3}{8}$ " o/d bonding ...	1	—	C		
5348	EEAS.143/8H	<b>CLIP</b> , pipe, single, $\frac{3}{8}$ " o/d bonding ...	1	L.72	C		
17527	EEAS.143/12	<b>CLIP</b> , pipe, single, $\frac{5}{8}$ " o/d ...	5	L.72	C		
17529	EEAS.143/23	<b>CLIP</b> , pipe, single, $\frac{5}{8}$ " o/d ...	7	L.72	C		
12530	E.A9.76.109	<b>COUPLING</b> , tee, $\frac{5}{8}$ " x $\frac{5}{8}$ " x $\frac{3}{8}$ ", return pipe and navigator's de-misting pipe at frame 5	1	L.65	C	S.5/8	
	E.C3.76.13	<b>CRADLE</b> , assembly, filter unit (Mod. 3159) ...	1	—	—		
25756	E.A9.76.17	<b>DRIER, AIR, GROUP (MOD. 2103)</b> ...	1	—	A/MR	S.7/8	
		Consisting of:—					
25763	E.A9.76.359	<b>BOLT</b> , special ...	4	—	C		
28E/9130219	AGS.605/4Y	<b>CLIP</b> ...	2	—	C		
27B/2900	VOKES A.12681	<b>FILTER</b> ...	2	—	B		
2842	E.A3.76.105	<b>HOSE</b> , connecting, static air drier container and valve, $3\frac{1}{8}$ " o/d x 3" i/d x 2" long	1	Rubber	C		
25758	E.A9.76.25	<b>LID</b> , air drier ...	1	—	C		
	E.A3.76.107	<b>VALVE, GROUP</b> ...	1	—	—		
		Spares for:—					
2843	E.A3.76.147	<b>SEAL</b> ...	1	Rubber	C	S.5/8	
2844	E.A3.76.149	<b>SPRING</b> ...	2	—	C	S.7/8	
12533	E.A9.76.227	<b>FILTER, AIR, GROUP</b> ...	1	—	B		
		Spares for:—					
	E.A9.76.41	<b>BOLT</b> , special ...	3	S.95	—	S.7/8	
	E.A9.76.55	<b>CAP</b> , end, screwed, $\frac{5}{8}$ " BSP ...	1	L.65	—	S.7/8	
	E.A9.76.321	<b>CASE</b> , outer, assembly ...	1	—	—		
1892	†	<b>ELEMENT</b> , filter (Purolator MFA36A) ...	1	—	B		
28M/1013165	AGS.113/B	<b>NUT</b> , wing, 4 BA ...	3	—	C		
8978	E.A3.76.67	<b>PLUG</b> , sealing ...	1	DTD.683	C	S.7/8	
1818	E.A3.76.75	<b>SPRING</b> ...	1	DTD.215	C	S.7/8	
1819	E.A3.76.71	<b>WASHER</b> , sealing, rubber ...	2	Shore 30	C	S.7/8	
1820	E.A3.76.73*	<b>WASHER</b> , sealing, rubber ...	1	Shore 30	C		
	or						
28W/1031013	E.A9.76.213 AGS.163/B	<b>WASHER</b> , spring, 4 BA ...	3	—	C		
5K/2951	SP.40/C32	<b>GROMMET</b> , quarter panel pipe entry ...	2	—	C		
12525	E.A9.76.131	<b>HOSE</b> , connecting, for navigator's window, $\frac{1}{2}$ " i/d x $\frac{3}{8}$ " o/d x 1'-6" long	1	Rubber	C	S.7/8	
	E.A9.76.183	<b>HOSE</b> , connecting, between the hood and port and starboard quarter panels, $\frac{5}{8}$ " i/d x $\frac{3}{4}$ " o/d x 6" long (Make from Ref. 12526)	2	Rubber	LM		
	E.A9.76.185	<b>HOSE</b> , connecting, $\frac{5}{8}$ " i/d x $\frac{1}{4}$ " o/d x 2" long (Make from Ref. 12526)	6	Rubber	LM		
34500	E.A9.76.10023	<b>PIPE</b> , connecting, from filter to blower unit, $\frac{5}{8}$ " o/d x 20 SWG (Mod. 3842)	1	L.56	C		

**SERVICES**  
**CANOPY DE-MISTING SYSTEM**

Ref. No.	Part No.	Description	No. off	Matl. Spec.	Cl. of Equip.	Plate No.
					M.R. L.M.	
		1 2 3 4 5 6				
38276	E.C3.76.11	PIPE, assembly, navigator's window de-misting, from tee at frame 5 (Mod. 3159)	1	L.56	C	
	E.A9.76.293	PIPE, assembly, from navigator's window pipe tee at frame 5 to connection between frames 7 and 8	1	L.56	LM	
	E.A9.76.289	PIPE, assembly, from connection at pressure bulkhead to canopy return air pipe connection	1	L.56	LM	
33134	E.A9.76.299	PIPE, assembly, from air drier tee at frame 5 to starboard quarter panel return at air pipe connection	1	—	C	
	E.A9.76.291	PIPE, assembly, from pipe connection between frames 7 and 8 to pipe connection at rear of pressure bulkhead	1	L.56	LM	
33133	E.A9.76.297	PIPE, assembly, from air drier tee at frame 5 to port quarter panel return air pipe connection	1	—	C	
38275	E.C3.76.7	PIPE, assembly, from filter unit to tee piece at frame 5 (Mod. 3159)	2	L.56	C	
38349	E.A9.76.10003	PIPE, assembly, from air drier to quarter panel pipe tee at frame 5 (Mod. 3842)	1	L.56	C	
34499	E.A9.76.10021	PIPE, from hose connection aft of frame 4 to blower unit (Mod. 3842)	1	L.54	C	
	E.A9.76.27	<b>UNIT, CANOPY DE-MISTING BLOWER, ASSEMBLY</b> Consisting of:—	1	—	—	
	E.A9.76.207	<b>BLOWER</b> , unit (Type 710 - E.E. Co. Ltd. Bradford)	1	—	A	
5UD/6193	Z.49041	<b>FERRULE</b> , inner ... ..	1	—	C	
10H/0970078	Z.49042	<b>FERRULE</b> , outer ... ..	1	—	C	
10H/0970077	Z.60667	<b>GASKET</b> , outlet ... ..	1	—	C	
10H/0970058	CZ.49181	<b>OUTLET</b> , angle ... ..	1	—	C	
10H/0970069	CZ.49220	<b>PLUG</b> , 4 pin, Mk. 4 ... ..	1	—	C	
10H/0560290	Z.62229	<b>RING</b> , sealing ... ..	1	—	C	
10H/0970087	EEAS.146/A	<b>SLEEVE</b> ... ..	2	—	C	
5K/9107065	E.A9.76.189	<b>WASHER</b> , anti-vibration, blower motor (Make from Ref. 32D/162)	4	Rubber	LM	

Pages 1285 to 1294 not issued

1283 to 1294



**SERVICES  
CANOPY DE-MISTING SYSTEM**

Ref. No.	Part No.	Description	No. off	Matl. Spec.	Cl. of Equip.		Plate No.
					M.R.	L.M.	
		1 2 3 4 5 6					
<b>SUMMARY OF STOCK ITEMS USED ON CANOPY DE-MISTING SYSTEM</b>							
28F/9423242	AGS.1132/E	Body, banjo	...	...	...		C
28D/12511	A25/2B	Bolt, 4 BA, hex. head, 0"6 long	...	...	...		C
28D/12531	A25/3 C	Bolt, 2 BA, hex. head, 0"75 long	...	...	...		C
28D/12513	A25/2C	Bolt, 2 BA, hex. head, 0"65 long	...	...	...		C
28D/11937	AS.1246/1B	Bolt, 4 BA, round head, 0"45 long	...	...	...		C
28F/9423232	AGS.1135/E	Bolt, banjo	...	...	...		C
28F/9838	AGS.1104/A	Cone, adaptor	...	...	...		C
28F/9619	AGS.1142/C	Nipple, adaptor	...	...	...		C
28F/8278	AGS.1142/E	Nipple, adaptor	...	...	...		C
28F/10772	AGS.1170/E	Nipple, adaptor	...	...	...		C
28M/801	AGS.113/B	Nut, wing	...	...	...		C
28M/10287	AGS.2001/B/1	Nut, stiff, 4 BA	...	...	...		C
28M/10288	AGS.2001/C/1	Nut, stiff, 2 BA	...	...	...		C
28P/12262	SP9/E6	Pin, split, 3/2" dia. x 3/4" long	...	...	...		C
28S/9992522	A32/B16	Screw, 4 BA, round head, 1/2" long	...	...	...		C
28S/2869	A32/B20	Screw, 4 BA, round head, 5/8" long	...	...	...		C
28F/9433483	AGS.1186/2	Seal	...	...	...		C
28F/12194	AGS.1119/E	Tee	...	...	...		C
28W/9419473	SP15/A	Washer, 6 BA, plain	...	...	...		C
28W/9419474	SP15/B	Washer, 4 BA, plain	...	...	...		C
28W/9419486	SP16/B	Washer, 4 BA, plain	...	...	...		C
28W/9419475	SP15/C	Washer, 2 BA, plain	...	...	...		C
28W/3088	AGS.163/B	Washer, spring	...	...	...		C
28W/6219	AGS.970/C	Washer	...	...	...		C
28F/9652	AGS.1138/E	Washer, jointing	...	...	...		C

Ref. No.	Part No.	1	2	3	4	5	6	Description	No. off	Matl. Spec.	Cl. of Equip.	Plate No.
											M.R. L.M.	

**SERVICES**  
**EQUIPMENT IN INNER WING LEADING EDGE, PORT**

Ref. No.	Part No.	Description	No. off	Matl. Spec.	Cl. of Equip.		Plate No.
					M.R.	L.M.	
		1 2 3 4 5 6					
	E.A9.00.65	<b>EQUIPMENT IN INNER WING, LEADING EDGE, PORT, ASSEMBLY</b>	—	—	—		
		Spares for:—					
	E.A9.75.891	<b>CABIN PRESSURE AND COLD AIR SYSTEM IN PORT WING</b> (See page 1219)	—	—	—		
	E.A9.47.77	<b>ENGINE CONTROLS IN PORT WING</b> (See page 119)	—	—	—		
	E.A9.57.1	<b>FUEL DELIVERY SYSTEM, INNER WING, PORT, ASSEMBLY</b>	—	—	—		
		Spares for:—					
1295	E.A1.57.173	<b>ELBOW</b> , special, connection, on engine rib, inner wing	1	DTD.304A	C		
1255	E.A1.57.259	<b>CLIP</b> , pipe, special, at ribs 2 and 3 ... ..	3	L.72	C		
6879	EEAS.143/28H	<b>CLIP</b> , pipe, single 1½" o/d., bonding ... ..	2	L.72	C		
	EEAS.77/82	<b>HOSE</b> , connecting, 1¼" i/d. x 1½" o/d. x 5¼" long (Make from Ref. 32C/379)	2	DTD.625	LM		
6384	E.A1.57.199	<b>PLATE</b> , connecting support at diaphragm ... ..	2	L.72	C		
5684	E.B7.57.131	<b>PIPE</b> , from hose connection at rib 3 to engine rib elbow	1	L.56	C		
6880	E.B6.57.77	<b>PIPE</b> , intermediate, through rib 2, between hose joints, 1¼" o/d. x 20 SWG	1	L.56	C		
6881	E.B6.57.67	<b>PIPE</b> , from wheel well connection to hose coupling at rib 1	1	L.56	C		
1446	EEAS.66/5	<b>RING</b> , clamping, 1½" i/d. ... ..	8	L.72	C		
1304	E.A1.57.209	<b>SUPPORT</b> , pipe, at diaphragm ... ..	2	—	C		
5259	EEAS.21/2ERH	<b>WASHER</b> , special, 18 SWG ... ..	4	L.72	C		
	E.A9.61.1	<b>GEAR BOX, ASSEMBLY</b> ... ..	—	—	—		
		Spares for:—					
399	E.A1.50.595	<b>ADAPTOR</b> , hydraulic pump drain pipe ... ..	1	DTD.126	C		
14707	E.A9.61.67	<b>BRACKET</b> , pipe support, rib 3 ... ..	1	—	C		
13177	E.A9.61.63	<b>CONNECTION</b> , induction pipe outlet ... ..	1	—	B		
12371	E.A9.61.21	<b>DUCT</b> , generator cooling, air inlet ... ..	1	—	B		
12372	E.A9.61.31	<b>DUCT</b> , generator, air exhaust (Pre-Mod. 2136) ...	1	—	C		
12376	E.A9.61.32	<b>DUCT</b> , generator, air exhaust (Mod. 2136) ...	1	—	C		
409	E.A1.61.41	<b>PIPE</b> , drain, hydraulic pump ... ..	1	L.56	C		
13178	E.A9.61.35	<b>PIPE</b> , assembly, engine induction air outlet, continuation through rib 3	1	T.26	C		
13196	E.A9.61.37	<b>PIPE</b> , assembly, engine induction air outlet, from connection at engine rib	1	T.26	C		
13200	E.A9.61.65	<b>PIPE</b> , drain, gear box ... ..	1	L.54	C		
1025	EEAS.1/1C	<b>SCREW</b> , 2 BA c'sk. head, 120° ... ..	19	S.96	C		
12373	E.A9.61.41	<b>SLEEVE</b> , connecting, 3"25 i/d. x 2"5 long ...	1	Silastic	C		
12374	E.A9.61.43	<b>SLEEVE</b> , connecting, 2"75 i/d. x 2"5 long ...	1	Silastic	C		
	E.A9.73.77	<b>HYDRAULIC EQUIPMENT IN INNER WING, LEADING EDGE, PORT</b> (See page 1613)	—	—	—		

Ref. No.	Part No.							No. off	Matl. Spec.	Cl. of Equip.		Plate No.
		1	2	3	4	5	6			M.R.	L.M.	

**Pages 1299 to 1318 not issued**

1. 11-27-2000

**SERVICES**  
**EQUIPMENT IN INNER WING LEADING EDGE, STARBOARD**

Ref. No.	Part No.	Description	No. off	Matl. Spec.	Cl. of Equip.		Plate No.
					M.R.	L.M.	
	E.A9.00.66	<b>EQUIPMENT IN INNER WING, LEADING EDGE, STARBOARD, ASSEMBLY</b>	—	—	—	—	
	E.B6.75.781	Spares for:— <b>CABIN PRESSURE AND COLD AIR SYSTEM IN STARBOARD WING (MOD. 1500 (See page 1245)</b>	—	—	—	—	
	E.A9.47.79	<b>ENGINE CONTROLS IN STARBOARD WING (See page 131)</b>	—	—	—	—	
	E.A9.57.2	<b>FUEL DELIVERY SYSTEM, INNER WING, STARBOARD, ASSEMBLY</b>	—	—	—	—	
		Spares for:—					
1296	E.A1.57.174	<b>ELBOW</b> , special connection on engine rib inner wing	1	DTD.304A		C	
1293	E.A1.57.183	<b>CLIP</b> , half, base, fuel pipe support, at wing, rib 1	1	L.59		C	
1294	E.A1.57.185	<b>CLIP</b> , half, top retaining, at wing, rib 1 ...	1	L.72		C	
6879	EEAS.143/28H	<b>CLIP</b> , pipe, single, 1¼" o/d., bonding ...	3	L.72		C	
	EEAS.77/82	<b>HOSE</b> , connecting, 1¼" i/d. x 1⅝" o/d. x 5¼" long (Make from 32C/379)	2	—		LM	
13205	E.A9.57.19	<b>PIPE</b> , from hose connection at rib 3 to engine rib elbow	1	L.56		C	
13206	E.A9.57.21	<b>PIPE</b> , intermediate, through rib 2, 1¼" o/d. x 20 SWG	1	L.56		C	
1301	E.A1.57.556	<b>PIPE</b> , from wheel well connection to hose coupling at rib 2	1	—		C	
6384	E.A1.57.199	<b>PLATE</b> , connecting, pipe support at diaphragm ...	4	L.72		C	
1446	EEAS.66/5	<b>RING</b> , clamping, 1⅝" i/d. ...	8	L.72		C	
1304	E.A1.57.209	<b>SUPPORT</b> , pipe, at diaphragm ...	4	—		C	
	AS.2810/B/015	<b>TUBE</b> , distance, pipe clip at rib 2 ...	2	—		LM	
5259	EEAS.21/2ERH	<b>WASHER</b> , special, 18 SWG ...	6	L.72		C	
	E.A9.61.2	<b>GEAR BOX, ASSEMBLY</b>	—	—		—	
		Spares for:—					
399	E.A1.50.595	<b>ADAPTOR</b> , hydraulic pump drain pipe ...	1	DTD.126		C	
14707	E.A9.61.67	<b>BRACKET</b> , pipe support, rib 3 ...	1	—		C	
13197	E.A9.61.64	<b>CONNECTION</b> , induction pipe outlet ...	1	—		C	
12375	E.A9.61.22	<b>DUCT</b> , generator cooling air inlet ...	1	—		B	
12376	E.A9.61.32	<b>DUCT</b> , generator air exhaust ...	1	—		B	
410	E.A1.61.42	<b>PIPE</b> , drain, hydraulic pump ...	1	L.56		C	
13187	E.A9.61.36	<b>PIPE</b> , assembly, engine induction air outlet continuation through rib 3	1	T.26		C	
13188	E.A9.61.38	<b>PIPE</b> , assembly, engine induction air outlet from connection at engine rib	1	T.26		C	
13200	E.A9.61.65	<b>PIPE</b> , drain, gear box ...	1	L.54		C	
1025	EEAS.1/1C	<b>SCREW</b> , 2 BA, c'sk, head, 120° ...	19	S.96		C	
12373	E.A9.61.41	<b>SLEEVE</b> , connecting, 3"25 i/d. x 2"5 long ...	1	Silastic		C	
12374	E.A9.61.43	<b>SLEEVE</b> , connecting, 2"75 i/d. x 2"5 long ...	1	Silastic		C	
	E.A9.73.78	<b>HYDRAULIC EQUIPMENT IN INNER WING LEADING EDGE, STARBOARD (See page 1625)</b>	—	—		—	

**SERVICES**  
**EQUIPMENT IN INNER WING LEADING EDGE, STARBOARD**

Ref. No.	Part No.	1	2	3	4	5	6	Description	No. off	Matl. Spec.	Cl. of Equip.		Plate No.
											M.R.	L.M.	
	E.G4.83.61							<b>INSTALLATION OF G90 CAMERA (MOD. 3930) ...</b>	—	—	—		
43412	E.G4.83.63							Spares for:— <b>APERTURE, CAMERA, ASSEMBLY</b> ... ..	1	—	C		
	E.G4.83.65							Spares for:— <b>PLATE</b> , mounting, assembly ... ..	1	—	—		
	E.G4.83.73							<b>RING</b> , retaining, window ... ..	1	S.61	—		
	E.G4.83.71							<b>SEAL</b> , window, front ... ..	1	—	—		
	E.G4.83.67							<b>SEAL</b> , window, rear ... ..	1	—	—		
1438620	E.G4.83.69							<b>WINDOW</b> , camera ... ..	1	—	C		
28D/1214568	AS.2920/3C							Attaching parts for E.G4.83.63:— Bolt, 2 BA ... ..	6	—	C		
14A/4929								<b>CAMERA</b> , G90, 1½" lens (Alternative to 14A/4981)	1	—	A		
14A/4981								<b>CAMERA</b> , G90, 3" lens (Alternative to 14A/4929)	1	—	A		
14A/4937								<b>COVER</b> , camera, non-airborne ... ..	1	—	C		
14A/4936								<b>MOUNTING</b> , camera ... ..	1	—	C		
28D/1011029	A25/1E							Attaching parts for Ref. 14A/4936:— Bolt, ¼" BSF ... ..	4	—	C		
28W/9419405	SP.15/E							Washer ... ..	4	—	C		
43415	E.G4.83.85							<b>PLATE</b> , blanking, used when camera is not fitted	1	L.72	C		
28D/1214568	AS.2920/3C							Attaching parts for E.G4.83.85:— Bolt, 2 BA ... ..	6	—	C		
43416	E.G4.83.75							<b>PLATE</b> , mounting ... ..	1	DTD.5030	C		
28D/1011238	A25/3E							Attaching parts for E.G4.83.75:— Bolt, ¼" BSF ... ..	2	—	C		
28D/1008145	A25/6E							Bolt, ¼" BSF ... ..	2	—	C		
43418	E.G4.83.79							Shim, laminated (As required) ... ..	2	—	C		
43417	E.G4.83.83							<b>SEAL</b> , camera aperture, ⅛" thick ... ..	1	Neoprene	C		
43419	E.G4.83.81							<b>SHIM</b> , laminated, between camera and camera mounting (As required)	1	—	C		

**Pages 1321 to 1330 not issued**



**SERVICES**  
**EQUIPMENT IN INNER WING LEADING EDGE, PORT AND STARBOARD**

Ref. No.	Part No.	Description	No. off	Matl. Spec.	Cl. of Equip.	Plate No.
					M.R. L.M.	
<b>SUMMARY OF STOCK ITEMS USED ON EQUIPMENT IN INNER WING LEADING EDGE, PORT AND STARBOARD, ASSEMBLY</b>						
28F/9735	AGS.1142/A	Adaptor, nipple ... ..			C	
28F/8280	AGS.1142/H	Adaptor, nipple ... ..			C	
28F/8216	AGS.1142/J	Adaptor, nipple ... ..			C	
28D/12528	A25/1B	Bolt, 4 BA, hex. head, "5 long			C	
28D/12511	A25/2B	Bolt, 4 BA, hex. head, "6 long			C	
28D/9419452	A25/3B	Bolt, 4 BA, hex. head, "7 long			C	
28D/12811	A25/16B	Bolt, 4 BA, hex. head, 2" long			C	
28D/9436920	A25/1C	Bolt, 2 BA, hex. head, "55 long			C	
28D/12513	A25/2C	Bolt, 2 BA, hex. head, "65 long			C	
28D/12531	A25/3C	Bolt, 2 BA, hex. head, "75 long			C	
28F/11906	AGS.1170/J	Nipple ... ..			C	
28M/803	AGS.120/A	Nut, wing ... ..			C	
28M/10287	AGS.2001/B/1	Nut, stiff, 4 BA ... ..			C	
28M/10288	AGS.2001/C/1	Nut, stiff, 2 BA ... ..			C	
28P/865	SP4Y/D7	Pin, shackle ... ..			C	
28P/12587	SP9/C4	Pin, split, 1/8" dia. x 1/2" long			C	
28R/8178	AGS.565/B	Plug ... ..			C	
28W/9419465	SP13/B	Washer, 4 BA, plain ... ..			C	
28W/9419402	SP13/C	Washer, 2 BA, plain ... ..			C	
28W/13388	SP14/E	Washer, 1/4 BSF, plain ... ..			C	
28W/9419474	SP15/B	Washer, 4 BA, plain ... ..			C	
28W/9419475	SP15/C	Washer, 2 BA, plain ... ..			C	
28W/9419405	SP15/E	Washer, 1/4 BSF, plain ... ..			C	
28W/9416646	SP47/J	Washer, 3/8" BSF, spring ... ..			C	
28W/6701	AGS.164/F	Washer, jointing ... ..			C	

Restricted

Ref. No.	Part No.	1	2	3	4	5	6	Description	No. off	Matl. Spec.	Cl. of Equip.	Plate No.
											M.R. L.M.	

**SERVICES**  
**FIRE PROTECTION SYSTEM IN FUSELAGE**

Ref. No.	Part No.	Description	off	Matl. Spec.	Cl. of Equip.		Plate No.
					M.R.	L.M.	
		1 2 3 4 5 6					
	E.A9.60.1	<b>FIRE PROTECTION SYSTEM IN FUSELAGE, ASSEMBLY</b>	—	—	—		
		Spares for:—					
12K/1316	†	<b>CARTRIDGE</b> , No. 1, Mk. 3 (Mod. 3521) ... ..	1	—	—	C	
28F/9446123	AGS.1116/C	<b>CONE</b> , elbow ... ..	1	—	—	C	
28F/9476124	AGS.1118/C	<b>CONE</b> , tee ... ..	1	—	—	C	
28F/9489323	AGS.1120/10	<b>CONE</b> , tee, unequal ... ..	1	—	—	C	
28F/9439765	AGS.1102/D	<b>CONE</b> , union body ... ..	2	—	—	C	
28F/9714	AGS.1111/C	<b>CONE</b> , union body, flanged, bulkhead ... ..	2	—	—	C	
	GRAVINER						
27N/100	†	<b>EXTINGUISHER</b> , fire ... ..	1	—	—	A	
or							
27N/152	†						
296	E.A1.60.49	<b>FAIRLEAD</b> , pipe support through fuselage at frame 18	2	LFS.21	—	C	
	GRAVINER						
27N/63	1087/E/H10	<b>HEAD</b> , flame detector switch (Pre-Mod. 2614) ...	1	—	—	B	
	GRAVINER						
27N/62	1087/E/H15	<b>HEAD</b> , flame detector switch (Pre-Mod. 2614) ...	1	—	—	B	
	GRAVINER						
27N/71	1087/E/H20	<b>HEAD</b> , flame detector switch (Pre-Mod. 2614) ...	1	—	—	B	
28F/8011897	AGS.1142/F	<b>NIPPLE</b> , adaptor ... ..	2	—	—	C	
21572	E.A1.60.167	<b>PIPE</b> , assembly, spray, from cone tee at frame 27A	1	L.56	—	C	
20787	E.B7.60.15	<b>PIPE</b> , assembly, from cone tee to reducing union connection	1	L.56	—	C	
20788	E.B7.60.17	<b>PIPE</b> , assembly, from fire extinguisher bottle to reducing union at frame 27A	1	L.56	—	C	
	E.A9.60.103	<b>PIPE</b> , assembly, spray, on bulkhead at frame 12 in centre fuselage (Mod. 4320)	1	L.56	—	—	
298	E.A1.60.139	<b>PIPE</b> , assembly, spray, from coupling at frame 12 to coupling at frame 13	1	L.56	—	C	
299	E.A1.60.141	<b>PIPE</b> , assembly, spray, from coupling at frame 13 to four-way piece forward of frame 18	1	L.56	—	C	
300	E.A1.60.143	<b>PIPE</b> , assembly, from four-way piece forward of frame 18 to elbow aft of frame 27	1	L.56	—	C	
303	E.A1.60.149	<b>PIPE</b> , assembly, from four-way piece forward of frame 18 to port wing connection	1	L.56	—	C	
304	E.A1.60.151	<b>PIPE</b> , assembly, from four-way piece forward of frame 18 to starboard wing connection	1	L.56	—	C	
12234	E.A1.60.165	<b>PIPE</b> , assembly, from elbow at frame 27A to cone tee	1	L.56	—	C	
	E.A1.60.13	<b>PLATE</b> , locking ... ..	4	—	—	—	
28F/10801	AGS.1143/C	<b>PLUG</b> , cone ... ..	2	—	—	C	
11400	E.A2.60.25	<b>STRAP</b> , front fire extinguisher ... ..	4	—	—	C	
11401	E.A2.60.27	<b>STRAP</b> , rear fire extinguisher bottle ... ..	4	—	—	C	
	GRAVINER						
27N/61	1087/E/W	<b>SWITCH</b> , flame detector, Mk. 4 (Pre-Mod. 264) ...	1	—	—	A	
11394	E.A2.60.11	<b>TRUNNION</b> , plain, fire extinguisher, bottle mounting	2	DTD.126A	—	C	
11395	E.A2.60.13	<b>TRUNNION</b> , screwed, fire extinguisher ... ..	2	DTD.126A	—	C	
28F/12244	AGS.1125/10	<b>UNION</b> , piece, cone 4-way, unequal ... ..	1	—	—	C	
7782	EEAS.21/1ER	<b>WASHER</b> , special ... ..	2	—	—	C	

Ref. No.	Part No.							off	Matl. Spec.	Cl. of Equip.	Plate No.
		1	2	3	4	5	6			M.R. L.M.	

**SERVICES  
FIRE PROTECTION SYSTEM IN FUSELAGE**

Ref. No.	Part No.	Description	off	Matl. Spec.	Cl. of Equip.	Plate No.
					M.R. L.M.	
		1 2 3 4 5 6				
<b>SUMMARY OF STOCK ITEMS USED ON FIRE PROTECTION SYSTEM IN FUSELAGE, ASSEMBLY</b>						
28D/1008147	A25/1A	Bolt, 6 BA	...	...	...	C
28D/1010658	A25/1B	Bolt, 4 BA	...	...	...	C
28D/1008149	A25/2B	Bolt, 4 BA	...	...	...	C
28D/9419452	A25/3B	Bolt, 4 BA	...	...	...	C
28D/1212276	A25/15B	Bolt, 4 BA	...	...	...	C
28D/9436920	A25/1C	Bolt, 2 BA	...	...	...	C
28D/1011248	A25/16E	Bolt, 1/2" BSF	...	...	...	C
28D/9140202	AS.1246/1C	Bolt, 2 BA	...	...	...	C
28F/9439765	AGS.1102/D	Coupling	...	...	...	C
28F/9476124	AGS.1118/C	Coupling	...	...	...	C
28F/12244	AGS.1125/10	Coupling	...	...	...	C
28F/8011896	AGS.1142/C	Nipple	...	...	...	C
28F/8011897	AGS.1142/F	Nipple	...	...	...	C
28M/10286	AGS.2001/A/1	Nut, stiff, 6 BA	...	...	...	C
28M/10287	AGS.2001/B/1	Nut, stiff, 4 BA	...	...	...	C
28M/10288	AGS.2001/C/1	Nut, stiff, 2 BA	...	...	...	C
28M/10290	AGS.2001/E/1	Nut, stiff, 1/2" BSF	...	...	...	C
28F/10801	AGS.1143/C	Plug	...	...	...	C
28S/7028	AGS.247/2	Screw, 0 BA	...	...	...	C
28S/1011481	A31/C48	Screw, 2 BA	...	...	...	C
28F/9714	AGS.1111/C	Union	...	...	...	C
28W/9419473	SP.15/A	Washer	...	...	...	C
28W/9419474	SP.15/B	Washer	...	...	...	C
28W/9419475	SP.15/C	Washer	...	...	...	C
28W/9419405	SP.15/E	Washer	...	...	...	C
28W/9419486	SP.16/B	Washer	...	...	...	C

Restricted

Ref. No.	Part No.	1	2	3	4	5	6	Description	off	Matl. Spec.	Cl. of Equip.	Plate No.
											M.R.	

**SERVICES**  
**FIRE PROTECTION SYSTEM IN WING PORT**

Ref. No.	Part No.	Description	No. off	Matl. Spec.	Cl. of Equip.	Plate No.
					M.R. L.M.	
		1 2 3 4 5 6				
	E.A1.60.3	<b>FIRE PROTECTION SYSTEM IN WING, PORT, ASSEMBLY</b>	—	—	—	
		Spares for:—				
3410	E.A1.60.121	<b>BOLT</b> , special, strap mounting ... ..	1	S.92	C	
3624	E.A1.60.41	<b>BRACKET</b> , support ... ..	1	—	C	
12K/1316	†	<b>CARTRIDGE</b> , electric, No. 1, Mk. 3, 2-pin (Mod. 3521)	1	—	C	
12K/1317	†	<b>CARTRIDGE</b> , electric, No. 1, Mk. 3, 3-pin (Mod. 3521)	1	—	C	
512	E.A1.60.39	<b>ELBOW</b> , special, connection at fire extinguisher ...	1	—	C	
	GRAVINER					
27N/102	†	<b>EXTINGUISHER</b> , fire, dual head ... ..	1	—	A	
or						
27N/155	†					
	E.B7.60.19	<b>FIRE PROTECTION SYSTEM, ZONE 2, ENGINE BAY, ASSEMBLY (MOD. 1403)</b>	—	—	—	
		Spares for:—				
21507	E.A1.60.117	<b>BLOCK</b> , location, fire bottle head ... ..	1	—	C	
		Attaching parts for E.A1.60.117:—				
28D/1214866	AS.1246/4B	Bolt, 4 BA ... ..	4	—	C	
28M/1278189	AGS.2001/B/1	Nut, 4 BA ... ..	4	—	C	
28W/9419474	SP.15/B	Washer ... ..	4	—	C	
13002	E.B7.60.35	<b>BRACKET, FIRE EXTINGUISHER MOUNTING, ASSEMBLY</b>	2	—	C	
		Spares for:—				
13003	E.B7.60.45	<b>STRAP</b> , mounting ... ..	2	L.72	C	
1704	E.A1.60.21	<b>TRUNNION</b> , screwed, 2 BA, fire extinguisher	1	DTD.126A	C	
1705	E.A1.60.23	<b>TRUNNION</b> , plain, fire extinguisher ... ..	1	DTD.126A	C	
12K/1316	†	<b>CARTRIDGE</b> , electric, No. 1, Mk. 3, 2-pin (Mod. 3521)	1	—	C	
17529	EEAS.143/23	<b>CLIP</b> , 3/8" o/d. ... ..	2	L.72	C	
13004	E.B7.60.29	<b>CLIP</b> , pipe, special ... ..	1	—	C	
13005	E.B7.60.31	<b>CLIP</b> , pipe, special ... ..	3	—	C	
		Attaching parts for E.B7.60.29 and E.B7.60.31:—				
28D/9435710	A25/11C	Bolt, 2 BA ... ..	2	—	C	
28M/1278190	AGS.2001/C/1	Nut, 2 BA ... ..	2	—	C	
28W/9419402	SP.13/C	Washer ... ..	2	—	C	
	GRAVINER					
27N/100	†	<b>EXTINGUISHER</b> , fire, type 12A ... ..	1	—	A	
or						
27N/152	†					
28F/9439897	AGS.1142/E	<b>NIPPLE</b> , adaptor ... ..	3	—	C	
28F/8011897	AGS.1142/F	<b>NIPPLE</b> , adaptor ... ..	4	—	C	
13006	E.B7.60.21	<b>PIPE</b> , assembly, from fire extinguisher to bulkhead connection at inboard engine rib	1	DTD.323	C	
13007	E.B7.60.23	<b>PIPE</b> , assembly, top spray, from bulkhead connection at inboard engine rib to reducing union	1	T.55	C	
13008	E.B7.60.25	<b>PIPE</b> , assembly, spray, side stay, from reducing union to pipe coupling	1	T.55	C	

**SERVICES**  
**FIRE PROTECTION SYSTEM IN WING PORT**

Ref. No.	Part No.	Description	No. off	Matl. Spec.	Cl. of Equip.		Plate No.
					M.R.	L.M.	
		1 2 3 4 5 6					
13009	E.B7.60.27	PIPE, assembly bottom spray, from pipe coupling	1	T.55		C	
28F/10688	AGS.1143/E	PLUG, cone ... ..	1	—		C	
13010	E.B7.60.39	UNION, reducing, special ... ..	1	S.110		C	
13011	E.B7.60.41	UNION, pipe coupling ... ..	1	S.110		C	
	E.A1.60.55	UNION, bulkhead, at inboard engine rib (Make from AGS.1112/F, Ref. 28F/9157486)	1	—		LM	
18852	EEAS21./2DR	WASHER, special ... ..	2	L.72		C	
28F/8011897	AGS.1142/F	NIPPLE, adaptor ... ..	2	—		C	
	513	PIPE, assembly, from wing fuselage joint to fire extinguisher	1	L.56		C	
27422	E.B7.60.11	PIPE, assembly, from fire extinguisher to bulkhead connection at inboard engine rib	1	L.56		C	
1703	E.A1.60.33	STRAP, mounting, fire extinguisher ... ..	1	—		C	
1704	E.A1.60.21	TRUNNION, 2 BA, fire extinguisher mounting ...	1	DTD.126A		C	
1705	E.A1.60.23	TRUNNION, screwed, fire extinguisher mounting	1	DTD.126A		C	
	E.A1.60.55	UNION, bulkhead, at inboard engine rib (Make from AGS.1112/F Ref. 28F/9157486)	2	—		LM	
3411	EEAS.28/2EU	WASHER, special, 18 SWG ... ..	10	—		C	

**Pages 1349 to 1358 not issued**



**SERVICES**  
**FIRE PROTECTION SYSTEM IN WING STARBOARD**

Ref. No.	Part No.	Description	No. off	Matl. Spec.	Cl. of Equip.	Plate No.
					M.R. L.M.	
	E.A1.60.4	<b>FIRE PROTECTION SYSTEM IN WING, STARBOARD, ASSEMBLY</b>	—	—	—	
		Spares for:—				
3410	E.A1.60.121	<b>BOLT</b> , special, strap mounting ... ..	1	S.92	C	
3624	E.A1.60.41	<b>BRACKET</b> , support ... ..	1	—	C	
12K/1316	†	<b>CARTRIDGE</b> , electric, No. 1, Mk. 3, 2-pin (Mod. 3521)	1	—	C	
12K/1317	†	<b>CARTRIDGE</b> , electric, No. 1, Mk. 3, 3-pin (Mod. 3521)	1	—	C	
512	E.A1.60.39	<b>ELBOW</b> , special, connection at fire extinguisher bottle	1	—	C	
	GRAVINER					
27N/102	†	<b>EXTINGUISHER</b> , fire, dual head ... ..	1	—	A	
or						
27N/135	†					
	E.B2.60.20	<b>FIRE PROTECTION SYSTEM, ZONE 2, ENGINE BAY, ASSEMBLY (MOD. 1403)</b>	—	—	—	
		Spares for:—				
21507	E.A1.60.117	<b>BLOCK</b> , location, fire bottle head ... ..	1	—	C	
		Attaching parts for E.A1.60.117:—				
28D/1214866	AS.1246/4B	Bolt, 4 BA ... ..	4	—	C	
28M/10287	AGS.2001/B/1	Nut, 4 BA ... ..	4	—	C	
28W/9419474	SP.15/B	Washer ... ..	4	—	C	
13002	E.B7.60.35	<b>BRACKET, FIRE EXTINGUISHER MOUNTING, ASSEMBLY</b>	2	—	C	
		Spares for:—				
13003	E.B7.60.45	<b>STRAP</b> , mounting ... ..	2	L.72	C	
1704	E.A1.60.21	<b>TRUNNION</b> , screwed, 2 BA, fire extinguisher	1	DTD.126A	C	
1705	E.A1.60.23	<b>TRUNNION</b> , plain, fire extinguisher bottle ...	1	DTD.126A	C	
12K/1316	†	<b>CARTRIDGE</b> , electric, No. 1, Mk. 3, 2-pin (Mod. 3521)	1	—	C	
17529	EEAS.143/23	<b>CLIP</b> , pipe, 5/8" o/d ... ..	2	L.72	C	
13004	E.B7.60.29	<b>CLIP</b> , pipe, special ... ..	1	—	C	
13005	E.B7.60.31	<b>CLIP</b> , pipe, special ... ..	3	—	C	
		Attaching parts for E.B7.60.29 and E.B7.60.31:—				
28D/9435710	A25/11C	Bolt, 2 BA ... ..	2	—	C	
28M/10288	AGS.2001/C/1	Nut, 2 BA ... ..	2	—	C	
28W/9419402	SP.13/C	Washer ... ..	2	—	C	
	GRAVINER					
27N/100	†	<b>EXTINGUISHER</b> , Type 12A ... ..	1	—	A	
or						
27N/152						
28F/9439897	AGS.1142/E	<b>NIPPLE</b> , adaptor ... ..	3	—	C	
28F/8011897	AGS.1142/F	<b>NIPPLE</b> , adaptor ... ..	4	—	C	
13012	E.B7.60.22	<b>PIPE</b> , assembly, from fire extinguisher bottle to bulkhead connection at inboard engine rib	1	DTD.323	C	
13013	E.B7.60.24	<b>PIPE</b> , assembly, top spray, from bulkhead connection at inboard engine rib to reducing union	1	T.55	C	
13014	E.B7.60.26	<b>PIPE</b> , assembly, spray, side, from reducing union to pipe coupling	1	T.55	C	

**SERVICES  
FIRE PROTECTION SYSTEM IN WING STARBOARD**

Ref. No.	Part No.	Description	No. off	Matl. Spec.	Cl. of Equip.	Plate No.
					M.R. L.M.	
		1 2 3 4 5 6				
13015	E.B7.60.28	PIPE, assembly, bottom spray, from pipe coupling	1	T.55	C	
28F/10688	AGS.1143/E	PLUG, cone ... ..	1	—	C	
13010	E.B7.60.39	UNION, reducing, special ... ..	1	S.110	C	
13011	E.B7.60.41	UNION, pipe coupling ... ..	1	S.110	C	
	E.A1.60.55	UNION, bulkhead, at inboard engine rib (Make from AGS.1112/F Ref. 28F/9157486)	1	—	LM	
18852	EEAS.21/2DR	WASHER, special ... ..	2	L.72	C	
28F/8011897	AGS.1142/F	NIPPLE, adaptor ... ..	2	—	C	
21403	E.A1.60.163	PIPE, assembly, from wing fuselage joint to fire extinguisher bottle	1	L.56	C	
	E.B7.60.12	PIPE, assembly, from fire extinguisher bottle to bulkhead connection at inboard engine rib	1	L.56	—	
1703	E.A1.60.33	STRAP, mounting, fire extinguisher bottle ... ..	1	—	C	
1704	E.A1.60.21	TRUNION, 2 BA, fire extinguisher bottle mounting	1	DTD.126A	C	

Pages 1361 to 1370 not issued

1950

**SERVICES**  
**FIRE PROTECTION SYSTEM IN PORT AND STARBOARD WINGS**

Ref. No.	Part No.	Description						off	Matl. Spec.	Cl. of Equip.	Plate No.
		1	2	3	4	5	6			M.R. L.M.	
<b>SUMMARY OF STOCK ITEMS USED ON FIRE PROTECTION SYSTEM IN PORT AND STARBOARD WINGS, ASSEMBLY</b>											
28F/8011897	AGS.1142/F	Adaptor,	hipple	...	...	...	...	...		C	
28D/1010658	A25/1B	Bolt,	4 BA	...	...	...	...	...		C	
28D/1008149	A25/2B	Bolt,	4 BA	...	...	...	...	...		C	
28D/9436920	A25/1C	Bolt,	2 BA	...	...	...	...	...		C	
5K/1201351	AGS.1617/9	Clip,	pipe, 1" dia.	...	...	...	...	...		C	
28M/10287	AGS.2001/B/1	Nut,	stiff, 4 BA	...	...	...	...	...		C	
28M/10288	AGS.2001/C/1	Nut,	stiff, 2 BA	...	...	...	...	...		C	
28M/10327	AGS.2002/B/1	Nut,	stiff, 4 BA	...	...	...	...	...		C	
28S/1007753	A31/C40	Screw,	2 BA	...	...	...	...	...		C	
28W/9419474	SP.15/B	Washer		...	...	...	...	...		C	
28W/9419475	SP.15/C	Washer		...	...	...	...	...		C	

Ref. No.	Part No.	1	2	3	4	5	6	Description	off	Matl. Spec.	Cl. of Equip. M.R. L.M.	Plate No.

**SERVICES  
FUEL SYSTEM IN PORT WING**

Ref. No.	Part No.	Description						No. Off	Matl. Spec.	Cl. of Equip. M.R. L.M.	Plate No.
		1	2	3	4	5	6				
	E.A9.57.45	<b>FUEL SYSTEM IN PORT WING, ASSEMBLY ... ..</b>						—	—	—	
	E.B7.57.97	<b>INSTALLATION OF FUEL RECUPERATOR IN OUTER WING</b>						—	—	—	
		Spares for:—									
38736	E.B7.57.123	<b>ANCHOR</b> , locking wire, banjo connection at outer wing, rib 1						1	L.72	C	
	E.B7.57.41	<b>BRACKET</b> , recuperator mounting ... ..						1	—	—	
12398	E.B7.57.103	<b>PIPE</b> , assembly, air balance, from reducing union to tee piece in air line						1	L.56	C	
12399	E.B7.57.105	<b>PIPE</b> , assembly, from recuperator non-return bleed valve to reducing union connection						1	L.56	C	
12400	E.B7.57.107	<b>PIPE</b> , assembly, from reducing union connection to connection aft of main spar fuel bleed line						1	L.56	C	
12401	E.B7.57.109	<b>PIPE</b> , assembly, drain, from fuel recuperator connection to connection at outer wing rib 1						1	L.56	C	
12402	E.B7.57.113	<b>PIPE</b> , assembly, air balance, from recuperator air inlet valve to reducing tee						1	L.56	C	
12403	E.B7.57.115	<b>PIPE</b> , assembly, air balance, from reducing tee to connection aft of main spar						1	L.56	C	
12404	E.B7.57.117	<b>PIPE</b> , assembly, air balance, from banjo fitting at outer wing rib to non-return valve in recuperator air supply line						1	L.56	C	
12405	E.B7.57.119	<b>PIPE</b> , assembly, air balance, from reducing valve to recuperator air inlet valve						1	L.56	C	
26644	E.B7.57.151	<b>PIPE</b> , assembly, recuperator discharge from connection at outer wing rib 1 to drain adaptor outlet						1	L.56	C	
12406	E.B7.57.167	<b>PIPE</b> , assembly, air balance, from reducing valve to reducing union						1	L.56	C	
12407	E.B7.57.277	<b>PIPE</b> , assembly, from non-return valve to reducing valve recuperator air supply						1	L.56	C	
	SELF PRIMING ENG.CO. LTD.										
27F/2868	P.R.C.40 Mk. 3	<b>RECUPERATOR</b> (E.B7.57.87) (Pre-Mod. 4714) ...						1	—	A	
27F/7866	P.R.C.40 Mk. 4	<b>RECUPERATOR</b> (Mod. 4714) ... ..						1	—	A	
12408	E.B7.57.77	<b>STRAP, RECUPERATOR MOUNTING, GROUP</b>						1	—	B	
		Spares for:—									
28U/14094	AS.2381	<b>ROD</b> , tension, 1/4" BSF ... ..						1	—	C	
12409	E.B7.57.57	<b>TRUNNION</b> , L.H. ... ..						1	S.95	C	
12410	E.B7.57.63	<b>TRUNNION</b> , R.H. ... ..						1	S.95	C	
	HYMATIC ENG. CO. LTD.										
27VB/5119	C.51690	<b>VALVE</b> , reducing, type P.S.29/16, recuperator air supply (E.B7.57.183)						1	—	A	



**SERVICES  
FUEL SYSTEM IN PORT WING**

Ref. No.	Part No.	Description						off	Matl. Spec.	Cl. of Equip. M.R. L.M.	Plate No.
		1	2	3	4	5	6				
5911	E.A1.57.705	PIPE, assembly, from actuated fuel cock branch pipe to connection at frame 2B						1	L.56	C	
5912	E.B6.57.23	RING, fireproof packing retaining at rib 1 ...						2	S.84	C	
5913	E.B6.57.27	RING, stiffening, for fireproof packing ...						1	DTD.124	C	
5914	E.B6.57.83	SLEEVE, screwed, 1/4" BSP, non-return valve to emergency line fuel cock actuator coupling						1	DTD.683	C	
27F/2152	SELF PRIMING ENG. CO. LTD S.P.E.1706	VALVE, non-return, type P.24A, Mk. 2 (Pre-Mod. 2690)						2	—	B	
27F/5178	S.P.E.2706 E.A6.57.51	VALVE, non-return, type P.24A, Mk. 3 (Mod. 2690)						2	—	B	
		<b>PIPES, FUEL AND AIR, IN ENGINE NACELLE, ASSEMBLY</b>						—	—	—	
		Spares for:—									
1255	E.A1.57.259	CLIP, pipe, special ...						3	L.72	C	
6383	E.A3.57.417	CLIP, pipe, special ...						1	L.72	C	
7136	EEAS.143/21 EEAS.77/81	CLIP, pipe, single, 1/2" o/d. ...						3	L.72	C	
		HOSE, rubber, 1 1/4" i/d. x 1 5/8" o/d. x 3" long, type 1 (Make from 32C/377)						1	DTD.625	LM	
1669	E.A3.57.35	PIPE, assembly, air continuation, from non-return valve to reducing union						1	T.26	C	
1661	E.A3.57.37	PIPE, assembly, fuel continuation, from coupling in inner wing to coupling in engine nacelle						1	T.26	C	
1665	E.A3.57.41	PIPE, assembly, air continuation, from coupling in inner wing to union in engine nacelle						1	T.26	C	
1667	E.A3.57.43	PIPE, assembly, air continuation, from coupling union in engine nacelle to coupling in outer wing						1	T.26	C	
1671	E.A3.57.45	PIPE, assembly, air continuation, from coupling in inner wing to reducing union in engine bay						1	T.26	C	
1446	EEAS.66/5 VICKERS	RING, clamping, 1 5/8" i/d. ...						2	L.72	C	
27F/2743	A.5287/C E.B7.57.21	VALVE, non-return, air supply line ...						1	—	C	
		<b>PIPES, AIR, IN ENGINE NACELLE, ASSEMBLY</b>						—	—	—	
		Spares for:—									
1278	E.A1.57.861 LOCKHEED	COUPLING, pipe ...						1	DTD.126	C	
27M/695	M.P.A.30068	<b>FILTER, PUROLATOR, ASSEMBLY</b>						1	—	B	
		Spares for:—									
27M/9671	LOCKHEED M.P.A.30110	ELEMENT, complete ...						1	—	C	
27M/9672	LOCKHEED M.P.A.29540	<b>GASKET</b> ...						2	—	C	
5915	E.B6.57.55	PIPE, assembly, from hose coupling joint to running coupling at purolator						1	T.26	C	
12886	E.B7.57.211	PIPE, assembly, from purolator to fuel recuperator banjo connection						1	T.26	C	

**SERVICES  
FUEL SYSTEM IN PORT WING**

Ref. No.	Part No.	1	2	3	4	5	6	Description	off	Matl. Spec.	Cl. of Equip.		Plate No.
											M.R.	L.M.	
12887	E.B7.57.213							PIPE, assembly, from recuperator to banjo connection to coupling forward of main spar	1	T.26		C	
17726	E.A3.57.471							PIPE, assembly, from restrictor coupling forward of main spar to non-return valve connection	1	T.26		C	
1291	E.A1.57.351							RESTRICTOR, drop tank air system ... ..	1	DTD.683		C	
1292	E.A1.57.859							WASHER, sealing, special ... ..	1	LFS.21		C	
	E.B7.57.187							<b>PIPING, RECUPERATOR AFT OF SPAR, ASSEMBLY</b>	—	—		—	
								Spares for:—					
	E.B7.57.249							PIPE, assembly, air balance, from connection aft of main spar to connection at outer wing rib 1	1	L.56		—	
28585	E.B7.57.251							PIPE, assembly, air balance, across engine nacelle connection at outer wing rib 1 to connection at inner wing rib 7	1	L.56		C	
	E.B7.57.253							PIPE, assembly, air balance, from connection at rib 7 to connection between ribs 4 and 5 inner wing	1	L.56		LM	
	E.B7.57.255							PIPE, assembly, air balance, from connection between ribs 4 and 5 to inner wing fuselage connection	1	L.56		LM	
	E.B7.57.257							PIPE, assembly, from connection between inner wing ribs 4 and 5 to fuselage connection fuel bleed line	1	L.56		LM	
	E.B7.57.259							PIPE, assembly, from connection aft of main spar to connection at outer wing rib 1, fuel bleed line	1	L.56		LM	
	E.B7.57.261							PIPE, assembly, across engine nacelle, from connection at outer wing rib 1 to connection at inner wing rib 7, fuel bleed line	1	L.56		LM	
	E.B7.57.263							PIPE, assembly, from connection at rib 7 to connection between ribs 4 and 5, inner wing fuel bleed line	1	L.56		LM	
12888	EEAS.21/8CR							WASHER, special, 22 SWG ... ..	8	L.72		C	
12889	EEAS.21/8CRH							WASHER, special, 22 SWG ... ..	QR	L.72		C	
	E.A1.57.245							<b>PIPES, FUEL TRANSFER, RIB 1, INNER WING DROP TANK, ASSEMBLY</b>	—	—		—	
								Spares for:—					
1255	E.A1.57.259							CLIP, pipe, special ... ..	5	L.72		C	
	EEAS.77/81							HOSE, rubber, 1 1/4" i/d. x 1 3/8" o/d. x 3" long, type 1 (Make from 32C/455)	2	DTD.625		LM	
2725	E.A1.57.1257							PIPE, fuel, 1 1/4" o/d. x 20 SWG ... ..	1	L.56		C	
2723	E.A1.57.1259							PIPE, fuel, 1 1/4" o/d. x 20 SWG ... ..	1	L.56		C	
1446	EEAS.66/5							RING, clamping, 1 3/8" i/d. ... ..	4	L.72		C	

**SERVICES**  
**FUEL SYSTEM IN PORT WING**


Ref. No.	Part No.	Description						off	Matl. Spec.	Cl. of Equip.		Plate No.
		1	2	3	4	5	6			M.R.	L.M.	
	E.A1.57.247	<b>PIPES, FUEL, TRANSFER AND AIR, IN INNER WING DROP TANK, ASSEMBLY</b>						—	—	—		
		Spares for:—										
17525	EEAS.143/10	<b>CLIP</b> , pipe, single, ½" o/d. ... ..						4	L.72	C		
1145	E.A1.57.317	<b>CLIP</b> , pipe, special ... ..						2	L.72	C		
	EEAS.77/33	<b>HOSE</b> , rubber, ½" i/d. x ¾" o/d. x 2" long, type 1 (Make from 32C/377)						1	DTD.625	LM		
	EEAS.77/81	<b>HOSE</b> , rubber, 1¼" i/d. x 1½" o/d. x 3" long, type 1 (Make from 32C/377)						1	DTD.625	LM		
1261	E.A6.57.103	<b>PIPE</b> , fuel, 1¼" o/d. x 20 SWG ... ..						1	L.56	C		
1675	E.A6.57.105	<b>PIPE</b> , air, ½" o/d. x 20 SWG ... ..						1	L.56	C		
1673	E.A6.57.107	<b>PIPE</b> , air, ½" o/d. x 20 SWG ... ..						1	L.56	C		
1446	EEAS.66/5	<b>RING</b> , clamping, 1½" i/d. ... ..						2	L.72	C		
	E.A1.57.255	<b>PIPES, FUEL, TRANSFER AND AIR, IN OUTER WING DROP TANK, ASSEMBLY</b>						—	—	—		
		Spares for:—										
	1145	E.A1.57.317	<b>CLIP</b> , pipe, special ... ..					5	L.72	C		
		EEAS.77/33	<b>HOSE</b> , rubber, ½" i/d. x ¾" o/d. x 2" long, type 1 (Make from 32C/408)					1	DTD.625	LM		
		EEAS.77/81	<b>HOSE</b> , rubber, 1¼" i/d. x 1½" o/d. x 3" long, type 1 (Make from 32C/377)					1	DTD.625	LM		
12927	E.A9.57.43	<b>PIPE</b> , fuel, 1¼" o/d. x 20 SWG ... ..						1	L.56	C		
1285	E.A6.57.95	<b>PIPE</b> , fuel, 1¼" o/d. x 20 SWG ... ..						1	L.56	C		
1286	E.A6.57.97	<b>PIPE</b> , air, ½" o/d. x 20 SWG ... ..						1	L.56	C		
1287	E.A6.57.99	<b>PIPE</b> , air, ½" o/d. x 20 SWG ... ..						1	L.56	C		
1446	EEAS.66/5	<b>RING</b> , clamping, 1½" o/d. ... ..						2	L. 72	C		
	SELF PRIMING ENG. CO. LTD											
27F/2152	S.P.E.1706	<b>VALVE</b> , non-return, type P.24A, Mk. 2 (Pre-Mod. 2690)						1	—	B		
27F/5178	S.P.E.2706	<b>VALVE</b> , non-return, type P.24A, Mk. 3 (Mod. 2690)						1	—	B		

Restricted

Ref. No.	Part No.	1	2	3	4	5	6	Description	off	Matl. Spec.	Cl. of Equip. M.R. L.M.	Plate No.

**Pages 1381 to 1400 not issued**

1379 to 1400



**SERVICES**  
**FUEL SYSTEM IN STARBOARD WING**

Ref. No.	Part No.	Description						No. Off	Matl. Spec.	Cl. of Equip. M.R. L.M.	Plate No.
		1	2	3	4	5	6				
	E.A9.57.46	<b>FUEL SYSTEM IN STARBOARD WING, ASSEMBLY</b>						—	—	—	
	E.B7.57.98	Spares for:— <b>INSTALLATION OF FUEL RECUPERATOR IN OUTER WING</b>						—	—	—	
		Spares for:—									
38736	E.B7.57.123	<b>ANCHOR</b> , locking wire, banjo connection at outer wing rib 1						1	L.72	C	
	E.B7.57.42	<b>BRACKET</b> , recuperator mounting ... ..						1	—	—	
12412	E.B7.57.104	<b>PIPE</b> , assembly, air balance, from reducing union to tee piece in air return line						1	L.56	C	
12413	E.B7.57.106	<b>PIPE</b> , assembly, from recuperator non-return bleed valve to reducing union connection						1	L.56	C	
12414	E.B7.57.108	<b>PIPE</b> , assembly, from reducing union connection to connection aft of main spar, fuel bleed line						1	L.56	C	
12415	E.B7.57.110	<b>PIPE</b> , assembly, drain, from fuel recuperator connection to connection at outer wing rib 1						1	L.56	C	
12416	E.B7.57.114	<b>PIPE</b> , assembly, air balance, from recuperator air inlet valve to reducing tee						1	L.56	C	
12417	E.B7.57.116	<b>PIPE</b> , assembly, air balance, from reducing tee to connection aft of main spar						1	L.56	C	
12418	E.B7.57.118	<b>PIPE</b> , assembly, air balance, from banjo fitting at outer wing rib 1 to non-return valve in recuperator air supply line						1	L.56	C	
12419	E.B7.57.120	<b>PIPE</b> , assembly, air balance, from reducing valve to recuperator air inlet valve						1	L.56	C	
26645	E.B7.57.152	<b>PIPE</b> , assembly, recuperator discharge, from connection at outer wing rib 1 to drain adaptor union						1	L.56	C	
12420	E.B7.57.168	<b>PIPE</b> , assembly, air balance, from reducing valve to reducing union						1	L.56	C	
12421	E.B7.57.278	<b>PIPE</b> , assembly, from non-return valve to reducing valve recuperator air supply						1	L.56	C	
	SELF PRIMING ENG. CO. LTD										
27F/2868	P.R.C.40 Mk. 3	<b>RECUPERATOR</b> (E.B7.57.87) (Pre-Mod. 4714) ...						1	—	A	
27F/7866	P.R.C.40 Mk. 4	<b>RECUPERATOR</b> (Mod. 4714) ... ..						1	—	A	
12408	E.B7.57.77	<b>STRAP, RECUPERATOR MOUNTING, GROUP</b>						1	—	B	
		Spares for:—									
28U/14094	AS.2381	<b>ROD</b> , tension, 1/4" BSF ... ..						1	—	C	
12409	E.B7.57.57	<b>TRUNNION</b> , L.H. ... ..						1	S.95	C	
12410	E.B7.57.63	<b>TRUNNION</b> , R.H. ... ..						1	S.95	C	
27VB/5119	HYMATIC ENG. C.51690	<b>VALVE</b> , reducing, type P.S.29/16, recuperator air supply (E.B7.57.183)						1	—	A	
27F/2853	SAUNDERS 703.AA.04	<b>VALVE</b> , non-return, 3/8" ... ..						1	—	A	
	VICKERS A.5494 Mk. C	<b>VALVE</b> , non-return, 3/8" (Alternative to Part No. 703.AA.04)						1	—	—	

**SERVICES  
FUEL SYSTEM IN STARBOARD WING**

Ref. No.	Part No.	Description	No. Off	Matl. Spec.	Cl. of Equip.		Plate No.
					M.R.	L.M.	
		1 2 3 4 5 6					
18852	EEAS.21/2DR EEAS.21/8DR EEAS.21/8DRH E.B7.57.10	WASHER, special, 20 SWG ... .. WASHER, special, 20 SWG ... .. WASHER, special, 20 SWG ... .. PIPES, FUEL, DELIVERY, INTEGRAL TANK, ASSEMBLY	3 10 QR —	L.72 L.72 L.72 —	C LM LM —		
		Spares for:—					
	E.A9.20.47	ADAPTOR, drain (Alternative to E.A1.20.5399)	1	—	—		
	E.A1.20.5399	ADAPTOR, drain (Pre-Mod. 1784) ... ..	1	—	—		
	E.A9.20.2767	ADAPTOR, drain (Mod. 1784) ... ..	1	—	—		
5917	E.A6.57.81	ADAPTOR, nipple, non-return valve to emer- gency line fuel cock actuator connection	1	S.94	C		
	E.B6.57.47	BRACKET, support, actuated fuel cock, front ...	1	L.72	—		
	E.B6.57.49	BRACKET, support, actuated fuel cock, rear ...	1	L.72	—		
	E.B6.57.52	CLIP, pipe, special, at rib 2A ... ..	1	L.72	—		
1255	E.A1.57.259 E.E. CO. LTD. BRADFORD TYPE 219 Mk. 1	CLIP, pipe, special ... ..	1	L.72	C		
		COCK, FUEL ACTUATED, ASSEMBLY ... ..	2	—	—		
		Consisting of:—					
5W/328	†	ACTUATOR, type 200 ... ..	1	—	A		
5W/343	†	ADAPTOR, c/w label ... ..	1	—	C		
	SAUNDERS						
27F/2237	E.42.A.10	COCK ... ..	1	—	A		
28M/1278190	AGS.2001/C/1	NUT, stiff, 2 BA ... ..	1	—	C		
5904	E.B6.57.25	PACKING, fireproof, for fuel pipe through rib 1	1	Bells Millboard	C		
5918	E.B6.57.14	PIPE, branch, assembly, from actuated fuel cock connections to tank connections at rib 2	1	T.26	C		
5924	E.B6.57.33	PIPE, assembly, draining, integral tank fuel pump at rib 2	1	L.54	C		
12892	E.B6.57.36	PIPE, assembly, from connection at rib 1 to actuated fuel cock connection	1	L.54	C		
12891	E.B6.57.38	PIPE, assembly, from connection at outboard wing rib 1, to engine connection	1	T.26	C		
12422	E.B6.57.41	PIPE, assembly, from recuperator connection to non-return valve and fuel cock connec- tions at rib 2A	1	L.54	B		
27577	E.B6.57.150	PIPE, branch, assembly, from actuated fuel cock at rib 2A, to main and wing tank pipe connections (Mod. 2538)	1	T.26	C		
5922	E.A1.57.704	PIPE, assembly, from actuated fuel cock branch pipe to coupling in engine nacelle	1	T.26	C		
5911	E.A1.57.705	PIPE, assembly, from actuated fuel cock branch to connection at rib 2B	1	L.56	C		
5912	E.B6.57.23	RING, fireproof packing retaining, at rib 1 ...	2	S.84	C		
5913	E.B6.57.27	RING, stiffening, for fireproof packing ... ..	1	DTD.126	C		
5914	E.A6.57.83	SLEEVE, screwed, 1½" BSF, non-return valve to emergency line fuel cock actuator coupling	1	DTD.683	C		



**SERVICES  
FUEL SYSTEM IN STARBOARD WING**

Ref. No.	Part No.	Description	off	Matl. Spec.	Cl. of Equip.	Plate No.
					M.R. L.M.	
		1 2 3 4 5 6				
	E.B7.57.188	<b>PIPING, RECUPERATING, AFT OF SPAR, ASSEMBLY</b>	—	—	—	
	E.B7.57.250	Spares for:— <b>PIPE</b> , assembly, air balance, from connection aft of main spar to connection at outer wing rib 1	1	L.56	C	
31534	E.B7.57.252	<b>PIPE</b> , assembly, air balance, across engine nacelle, from connection at outer wing rib 1 to connection at inner wing rib 7	1	L.56	C	
	E.B7.57.254	<b>PIPE</b> , assembly, air balance, from connection at rib 7 to connection between ribs 4 and 5, inner wing	1	L.56	LM	
	E.B7.57.256	<b>PIPE</b> , assembly, air balance, from connection between ribs 4 and 5 to inner wing fuselage connection	1	L.56	LM	
38738	E.B7.57.258	<b>PIPE</b> , assembly, from connection between inner wing ribs 4 and 5 to fuselage connection, fuel bleed line	1	L.56	C	
	E.B7.57.260	<b>PIPE</b> , assembly, from connection aft of main spar to connection at outer wing rib 1, fuel bleed line	1	L.56	LM	
	E.B7.57.262	<b>PIPE</b> , assembly, across engine nacelle, from connection at outer wing rib 1 to connection at inner wing rib 7, fuel bleed line	1	L.56	LM	
	E.B7.57.264	<b>PIPE</b> , assembly, from connection at rib 7 to connection between ribs 4 and 5, inner wing fuel bleed line	1	L.56	LM	
12888	EEAS.21/8CR	<b>WASHER</b> , special, 22 SWG ... ..	18	L.72	C	
12889	EEAS.21/8CRH	<b>WASHER</b> , special, 22 SWG ... ..	QR	L.72	C	
	E.A1.57.246	<b>PIPES, FUEL TRANSFER, RIB 1, INNER WING DROP TANK, ASSEMBLY</b>	—	—	—	
		Spares for:—				
1255	E.A1.57.259	<b>CLIP</b> , pipe, special ... ..	5	L.72	C	
	EEAS.77/81	<b>HOSE</b> , rubber, 1 1/4" i/d. x 1 3/8" o/d. x 3" long, type 1 (Make from 32C/377)	2	DTD.625	LM	
2724	E.A1.57.1258	<b>PIPE</b> , fuel, 1 1/4" o/d. x 20 SWG ... ..	1	L.56	C	
2722	E.A1.57.1260	<b>PIPE</b> , fuel, 1 1/4" o/d. x 20 SWG ... ..	1	L.56	C	
1446	EEAS.66/5	<b>RING</b> , clamping, 1 5/8" i/d. ... ..	4	L.72	C	
	E.A1.57.248	<b>PIPES, FUEL, TRANSFER AND AIR, IN INNER WING DROP TANK, ASSEMBLY</b>	—	—	—	
		Spares for:—				
17525	EEAS.143/10	<b>CLIP</b> , pipe, single, 1/2" o/d. ... ..	4	L.72	C	
1145	E.A1.57.317	<b>CLIP</b> , pipe, special ... ..	2	L.72	C	
	EEAS.77/33	<b>HOSE</b> , rubber, 1/2" i/d. x 3/4" o/d. x 2" long, type 1 (Make from 32C/408)	2	DTD.625	LM	
	EEAS.77/81	<b>HOSE</b> , rubber, 1 1/4" i/d. x 1 3/8" o/d. x 2" long, type 1 (Make from 32C/408)	1	DTD.625	LM	
1263	E.A6.57.104	<b>PIPE</b> , fuel, 1 1/4" o/d. x 20 SWG ... ..	1	L.56	C	
1676	E.A6.57.106	<b>PIPE</b> , air, 1/2" o/d. x 20 SWG ... ..	1	L.56	C	

**SERVICES**  
**FUEL SYSTEM IN STARBOARD WING**


Ref. No.	Part No.	Description						off	Matl. Spec.	Cl. of Equip.	Plate No.
		1	2	3	4	5	6			M.R. L.M.	
1674	E.A6.57.108							1	L.56	C	
1446	EEAS.66/5							2	L.72	C	
	E.A1.57.256							—	—	—	
<b>PIPES, FUEL, TRANSFER AND AIR, IN OUTER WING DROP TANK, ASSEMBLY</b> Spares for:—											
1145	E.A1.57.317							5	L.72	C	
	EEAS.77/33							2	DTD.625	LM	
	EEAS.77/81							1	DTD.625	LM	
12927	E.A9.57.43							1	L.56	C	
1285	E.A6.57.95							1	L.56	C	
1286	E.A6.57.97							1	L.56	C	
1702	E.A6.57.100							1	L.56	C	
1446	EEAS.66/5							2	L.72	C	
27F/2152	SELF PRIMING ENG. CO. LTD SP.E.1706							1	—	B	
27F/5178	SP.E.2706							1	—	B	

Restricted

Ref. No.	Part No.	1	2	3	4	5	6	Description	off	Matl. Spec.	Cl. of Equip. M.R. L.M.	Plate No.

Pages 1409 to 1428 not issued

1407 to 1428



SERVICES  
FUEL SYSTEM IN PORT AND STARBOARD WINGS

Ref. No.	Part No.	Description						off	Matl. Spec.	Cl. of Equip.	Plate No.
		1	2	3	4	5	6			M.R. L.M.	
<b>SUMMARY OF STOCK ITEMS USED ON FUEL SYSTEM IN PORT AND STARBOARD WING, ASSEMBLY</b>											
28F/8294	AGS.1102/BB	Body, cone	union	...	...	...	...	...		C	
28F/9157962	AGS.1112/B	Body, union	...	...	...	...	...	...		C	
28F/9439533	AGS.1129/B	Body, banjo	...	...	...	...	...	...		C	
28D/1010658	A25/1B	Bolt, 4 BA	...	...	...	...	...	...		C	
28D/1008149	A25/2B	Bolt, 4 BA	...	...	...	...	...	...		C	
28D/9419452	A25/3B	Bolt, 4 BA	...	...	...	...	...	...		C	
28D/9140638	A25/4B	Bolt, 4 BA	...	...	...	...	...	...		C	
28D/9436920	A25/1C	Bolt, 2 BA	...	...	...	...	...	...		C	
28D/1010030	A25/7C	Bolt, 2 BA	...	...	...	...	...	...		C	
28D/1011238	A25/3E	Bolt, 1" BSF	...	...	...	...	...	...		C	
28D/1008145	A25/6E	Bolt, 1" BSF	...	...	...	...	...	...		C	
28F/9423227	AGS.1135/B	Bolt, banjo	...	...	...	...	...	...		C	
28F/8011896	AGS.1142/C	Nipple, adaptor	...	...	...	...	...	...		C	
28F/8011886	AGS.1142/D	Nipple, adaptor	...	...	...	...	...	...		C	
28F/10895	AGS.1142/G	Nipple, adaptor	...	...	...	...	...	...		C	
28F/9513420	AGS.1142/J	Nipple, adaptor	...	...	...	...	...	...		C	
28F/1014650	AGS.1170/B	Nipple	...	...	...	...	...	...		C	
28M/10287	AGS.2001/B/1	Nut, stiff, 4 BA	...	...	...	...	...	...		C	
28M/10280	AGS.2001/B/3	Nut, stiff, 4 BA	...	...	...	...	...	...		C	
28M/10288	AGS.2001/C/1	Nut, stiff, 2 BA	...	...	...	...	...	...		C	
28M/10281	AGS.2001/C/3	Nut, stiff, 2 BA	...	...	...	...	...	...		C	
28M/10275	AGS.2001/C/4	Nut, stiff, 2 BA	...	...	...	...	...	...		C	
28M/10290	AGS.2001/E/1	Nut, stiff, 1" BSF	...	...	...	...	...	...		C	
28P/1017262	SP.4Y/H22	Pin, shackle	...	...	...	...	...	...		C	
28F/9439950	AGS.1140/B	Plug, nipple	...	...	...	...	...	...		C	
28S/1212706	A40/B12	Screw, 4 BA	...	...	...	...	...	...		C	
28S/1212709	A40/B20	Screw, 4 BA	...	...	...	...	...	...		C	
28F/3620	AGS.712/B	Sleeve, inner	...	...	...	...	...	...		C	
28F/8011819	AGS.904/B	Sleeve, outer	...	...	...	...	...	...		C	
28F/5726	AGS.904/J	Sleeve, outer	...	...	...	...	...	...		C	
28F/12595	AGS.949/J	Union	...	...	...	...	...	...		C	
28F/9439160	AGS.950/C	Union, reducing	...	...	...	...	...	...		C	
28F/9439161	AGS.950/D	Union, reducing	...	...	...	...	...	...		C	
28W/9419474	SP.15/B	Washer	...	...	...	...	...	...		C	
28W/9419475	SP.15/C	Washer	...	...	...	...	...	...		C	
28W/9419477	SP.15/J	Washer	...	...	...	...	...	...		C	
28W/9419486	SP.16/B	Washer	...	...	...	...	...	...		C	
28W/9419487	SP.16/E	Washer	...	...	...	...	...	...		C	

Ref. No.	Part No.	1	2	3	4	5	6	Description	off	Matl. Spec.	Cl. of Equip. M.R. L.M.	Plate No.

**SERVICES**  
**FUEL SYSTEM IN CENTRE FUSELAGE**

Ref. No.	Part No.	Description	No. off	Matl. Spec.	Cl. of Equip.	Plate No.
					M.R. L.M.	
		1 2 3 4 5 6				
	E.A9.57.67	<b>FUEL SYSTEM IN CENTRE FUSELAGE, ASSEMBLY (MOD. 1939)</b>	—	—	—	
	E.A3.57.435	Spares for:— <b>CAP, FILLER, NO. 1 AND NO. 2, FUEL TANK, GROUP</b>	2	—	—	
		Spares for:—				
1140	E.A1.57.133	<b>ADAPTOR, filler cap drain ... ..</b>	1	L.64 or L.40	C	
1141	AS.2590	<b>CAP, FILLER, GROUP ... ..</b>	1	—	B	
		Consisting of:—				
	AS.2591	<b>BASE ... ..</b>	1	—	—	
12876	AS.2592	<b>CAP ... ..</b>	1	—	C	
28J/9432438	AS.5364	<b>RING, sealing ... ..</b>	1	—	C	
	EEAS.77/13	<b>HOSE, rubber, ¼" i/d. x ½" o/d. x 3½" long, type 1 (Make from 32C/407)</b>	1	DTD.625	LM	
2172	E.A1.57.125	<b>RING, filler cap attachment ... ..</b>	1	L.59	C	
3142	E.A1.57.129	<b>RING, sealing ... ..</b>	1	Neo-K-Tex	C	
1142	E.A1.57.131	<b>RING, sealing ... ..</b>	1	Neo-K-Tex	C	
3141	E.A2.56.71	<b>SCREW, 2 BA ... ..</b>	15	S.11	C	
	E.A3.57.437	<b>CAP, FILLER, NO. 3, FUEL TANK, GROUP</b>	1	—	—	
		Spares for:—				
1140	E.A1.57.133	<b>ADAPTOR, filler cap drain ... ..</b>	1	L.64 or L.40	C	
1141	AS.2590	<b>CAP, FILLER, GROUP ... ..</b>	1	—	B	
		Consisting of:—				
	AS.2591	<b>BASE ... ..</b>	1	—	—	
12876	AS.2592	<b>CAP ... ..</b>	1	—	C	
28J/9432438	AS.5364	<b>RING, sealing ... ..</b>	1	—	C	
	EEAS.77/13	<b>HOSE, rubber, ¼" i/d. x ½" o/d. x 3½" long, type 1 (Make from 32C/407)</b>	1	DTD.625	LM	
3180	E.A1.57.127	<b>RING, filler cap attachment ... ..</b>	1	L.59	C	
3142	E.A1.57.129	<b>RING, sealing ... ..</b>	1	Neo-K-Tex	C	
1142	E.A1.57.131	<b>RING, sealing ... ..</b>	1	Neo-K-Tex	C	
3141	E.A2.56.71	<b>SCREW, 2 BA ... ..</b>	15	S.11	C	
	E.A3.57.115	<b>CLIP, pipe, venting ... ..</b>	2	L.72	—	
4761	E.A3.57.249	<b>CLIP, pipe, purging ... ..</b>	1	L.72	C	
4758	E.A3.57.253	<b>DUCT, venting, No. 1 tank ... ..</b>	1	—	C	
4759	E.A3.57.255	<b>DUCT, venting, No. 2 tank ... ..</b>	1	—	C	
1232	E.A1.57.63	<b>ELBOW, nitrogen purging, No. 1 fuel tank ... ..</b>	1	L.52	C	
4760	E.A3.57.103	<b>ELBOW, venting, No. 1 fuel tank ... ..</b>	1	L.52	C	
	E.A3.57.521	<b>FELTING, PROTECTION, NO. 3 FUEL TANK, ASSEMBLY</b>	—	—	—	
		Spares for:—				
	E.A1.57.373	<b>PAD, ⅜" thick x 4" dia. ... ..</b>	24	—	—	
	E.A1.57.829	<b>PAD, ¼" thick x 4" dia. (Make from Ref. 32B/953)</b>	1	DTD.590	LM	
		<b>FUEL DELIVERY SYSTEM, ASSEMBLY</b>	—	—	—	
		Spares for:—				
1645	SELF PRIMING ENG. CO. LTD. SP.E.1235	<b>BOX, FUEL, 3-WAY JUNCTION, ASSEMBLY (MOD. 1296)</b>	2	—	A	
		Spares for:—				
31048	SP.E.1238	<b>ADAPTOR, testing (Pre-Mod. 3295) ... ..</b>	1	—	C	
38148	E.B6.57.143	<b>ADAPTOR, testing (Mod. 3295) ... ..</b>	1	—	C	
28F/9439104	AGS.1105/C	<b>ADAPTOR, testing (Mod. 3295) ... ..</b>	1	—	C	
31047	SP.E.1229	<b>GASKET, jointing ... ..</b>	1	—	C	
13174	SP.E.1230	<b>WASHER, drain valve ... ..</b>	1	—	C	

**SERVICES**  
**FUEL SYSTEM IN CENTRE FUSELAGE**

Ref. No.	Part No.	Description						No. off	Matl. Spec.	Cl. of Equip. M.R. L.M.	Plate No.
		1	2	3	4	5	6				
8183	E.A1.57.1317	CLIP, top, fuel line (Made from 30B/1730) ...						12	L.72	C.	
3168	E.A1.57.201	CLIP, lower, fuel pipe at floor girder 16, port side						1	L.59	C	
8192	E.A1.57.202	CLIP, lower, fuel pipe at floor girder 16, starboard side						1	L.59	C	
1168	E.A1.57.203	CLIP, half, fuel pipe support at floor girder 20						3	L.59	C	
1169	E.A1.57.205	CLIP, half, fuel pipe support at bomb door track, frame 22, port						1	L.59	C	
1170	E.A1.57.206	CLIP, half, fuel pipe support at bomb door track, frame 22, starboard						1	L.59	C	
26103	E.A9.57.75	CLIP, half, fuel pipe support at bomb door track, frame 22, port						1	L.59	C	
1172	E.A1.57.208	CLIP, half, fuel pipe support at bomb door track, frame 22, starboard						1	L.59	C	
	EEAS.77/81	HOSE, rubber, 1 1/4" i/d. x 1 5/8" o/d. x 3" long, type 1 (Make from 32C/377)						8	DTD.625	LM	
1173	E.A1.57.105	PIPE, assembly, from hose joint aft of frame 16, to fuel junction box, port						1	L.54	C	
1174	E.A1.57.107	PIPE, assembly, from hose joint aft of frame 19, to fuel junction box, port and starboard						2	L.56	C	
1175	E.A1.57.109	PIPE, from hose joint aft of frame 19 to hose joint forward of frame 22, port, 1 1/4" o/d. x 22 SWG						1	L.56	C	
1176	E.A1.57.110	PIPE, from hose joint aft of frame 19 to hose joint forward of frame 22, starboard, 1 1/4" o/d. x 22 SWG						1	L.56	C	
5102	E.A3.57.117	PIPE, assembly, from fuel tank No. 1 pump to junction box hose coupling aft of frame 16, port						1	L.56	C	
20755	E.B6.57.63	PIPE, assembly, from fuel tank No. 1 pump to junction box hose coupling aft of frame 16, starboard						1	L.54	C	
15082	E.B6.57.65	PIPE, assembly, from hose joint aft of frame 16 to fuel junction box, starboard						1	L.54	C	
1179	E.A1.57.715	PIPE, assembly, from fuel tank No. 3 pump to hose joint forward of frame 22, port						1	L.56	C	
1180	E.A1.57.717	PIPE, assembly, from fuel tank No. 3 pump to hose joint forward of frame 22, starboard						1	L.56	C	
2963	E.A1.57.1269	PIPE, assembly, from fuel tank No. 2 to junction box, port						1	L.56	C	
2962	E.A1.57.1267	PIPE, assembly, from fuel tank No. 2 to junction box, starboard						1	L.56	C	
	E.A3.57.207	<b>PUMP, FUEL, NO. 1, PORT, ASSEMBLY ...</b> ...						—	—	—	
		Spares for:—									
	EE. CO. LTD. BRADFORD Type 201 Mk. 8	<b>ACTUATOR AND FUEL COCK, ASSEMBLY</b>						1	—	—	
		Consisting of:—									
5W/328	AED.200152	ACTUATOR, type 200, Mk. 1 ...						1	—	A	
5W/337	†	ADAPTOR, c/w label ...						1	—	C	
27F/2206	SAUNDERS E.42.F10	COCK, fuel ...						1	—	A	

**SERVICES**  
**FUEL SYSTEM IN CENTRE FUSELAGE**

Ref. No.	Part No.	Description						off	Matl. Spec.	Cl. of Equip. M.R. L.M.	Plate No.
		1	2	3	4	5	6				
28M/10288	AGS.2001/C/1							2	—	C	
30A/9437135	†							QR	—	C	
12635	E.B6.57.125							1	L.40	C	
8173	E.A1.57.617							1	—	C	
1184	E.A1.57.561							2	MS.	C	
1185	E.A1.57.605							4	DTD.126	C	
8174	E.A1.57.601							1	DTD.687	C	
1187	E.A1.57.1315							1	L.72	C	
8168	E.A1.57.621							1	L.72	C	
28D/9436920	A25/1C							14	—	C	
28D/9133011	A25/2C							1	—	C	
28M/10288	AGS.2001/C/1							5	—	C	
28W/9419475	SP.15/C							15	—	C	
5542	EEAS.143/6							1	L.72	C	
	EEAS.77/11							1	DTD.625	LM	
8169	E.A1.57.627							1	L.56	C	
	E.A9.57.83							1	L.56	—	
	PULSOMETER										
5UE/6787	P.U.L.1003.Mk.4							1	—	A	
28M/10328	AGS.2002/C/1							14	—	C	
12251	EEAS.28/4BU							2	—	C	
28W/9419475	SP.15/C							12	—	C	
1189	E.A1.57.29							1	Neo-K-Tex	C	
1190	E.A1.57.31							1	Neo-K-Tex	C	
27537	E.A3.57.527							1	L.17	C	
27538	E.A3.57.529							1	L.17	C	
12251	EEAS.28/4BU							2	—	C	
8772	EEAS.28/30ER							4	L.72	C	
	E.A3.57.209							—	—	—	
	EE. CO. LTD										
	BRADFORD										
	Type 201 Mk. 8							1	—	—	
5W/328	AED.200152							1	—	A	
5W/337	†							1	—	C	
	SAUNDERS										
27F/2206	E.42.F.10							1	—	A	
28M/10288	AGS.2201/C/1							2	—	C	
30A/9437135	†							QR	—	C	
12635	E.B6.57.125							1	L.40	C	
8173	E.A1.57.617							1	—	C	
1185	E.A1.57.605							4	DTD.126	C	

**SERVICES**  
**FUEL SYSTEM IN CENTRE FUSELAGE**

Ref. No.	Part No.	Description	off	Matl. Spec.	Cl. of Equip.	Plate No.
					M.R. L.M.	
		1 2 3 4 5 6				
8174	E.A1.57.601	<b>BRACKET</b> , fuel pump mounting ... ..	1	DTD.687	C	
1186	E.A1.57.607	<b>BRACKET</b> , actuator support ... ..	1	L.72	C	
8175	E.A1.57.603	<b>BRACKET</b> , channel, fuel pump mounting ... ..	1	L.72	C	
		Attaching parts for E.A1.57.603:—				
28D/9436920	A25/1C	Bolt, 2 BA ... ..	5	—	C	
28D/9133011	A25/2C	Bolt, 2 BA ... ..	10	—	C	
28M/10288	AGS.2001/C/1	Nut, 2 BA ... ..	10	—	C	
28W/9419475	SP.15/C	Washer ... ..	20	—	C	
5542	EEAS.143/6	<b>CLIP</b> , pipe, single, ¼" dia. ... ..	1	L.72	C	
	EEAS.77/11	<b>HOSE</b> , rubber, ¼" i/d. x ½" o/d. x 1½" long, type 1 (Make from 32C/407)	1	DTD.625	LM	
8176	E.A1.57.625	<b>PIPE</b> , drain, ¼" o/d. x 22 SWG ... ..	1	L.56	C	
5UE/6787	PULSOMETER PUL.1003.Mk.4	<b>PUMP</b> , fuel (Mod. 2613) ... ..	1	—	A	
		Attaching parts for PUL.1003, Mk. 4:—				
28M/10328	AGS.2002/C/1	Nut, 2 BA ... ..	14	—	C	
12251	EEAS.28/4BU	Washer ... ..	2	—	C	
28W/9419475	SP.15/C	Washer ... ..	12	—	C	
1189	E.A1.57.29	<b>WASHER</b> , adaptor, special, between pump and mounting	1	Neo-K-Tex	C	
1190	E.A1.57.31	<b>WASHER</b> , adaptor, special, under fuel pump mounting	1	Neo-K-Tex	C	
27537	E.A3.57.527	<b>WASHER</b> , adaptor, special external fuel cock	1	L.17	C	
27538	E.A3.57.529	<b>WASHER</b> , adaptor, special, internal fuel cock	1	L.17	C	
12251	EEAS.28/4BU	<b>WASHER</b> , special ... ..	2	—	C	
	E.A3.57.211	<b>PUMP, FUEL, NO. 2, PORT, ASSEMBLY</b> ... ..	—	—	—	
		Spares for:—				
	E.E. CO. LTD. BRADFORD Type 201 Mk. 8	<b>ACTUATOR AND FUEL COCK, ASSEMBLY</b> ... ..	1	—	—	
		Consisting of:—				
5W/328	AED.200152	<b>ACTUATOR</b> , type 200, Mk. 1 ... ..	1	—	C	
5W/337	†	<b>ADAPTOR</b> , c/w label ... ..	1	—	C	
	SAUNDERS					
27F/2206	E.42.F.10	<b>COCK</b> , fuel ... ..	1	—	A	
28M/10288	AGS.2001/C/1	<b>NUT</b> , stiff, 2 BA ... ..	2	—	C	
30A/9437135	†	<b>WIRE</b> , locking, 22 SWG ... ..	QR	—	C	
12635	E.B6.57.125	<b>ADAPTOR</b> , fuel pump cock (Mod. 1430) ... ..	1	L.40	C	
3175	E.A1.57.571	<b>ADAPTOR</b> , fuel pump mounting ... ..	1	—	C	
1185	E.A1.57.605	<b>BOLT</b> , special, fuel pump mounting ... ..	4	DTD.126	C	
8171	E.A1.57.589	<b>BRACKET</b> , fuel pump mounting ... ..	1	DTD.687	C	
8778	E.A1.57.576	<b>BRACKET</b> , channel, assembly, fuel pump mounting	1	—	C	
		Attaching parts for E.A1.57.576:—				
28D/9436920	A25/1C	Bolt, 2 BA ... ..	12	—	C	
28M/10288	AGS.2001/C/1	Nut, 2 BA ... ..	12	—	C	
28W/9419475	SP.15/C	Washer ... ..	12	—	C	



**SERVICES**  
**FUEL SYSTEM IN CENTRE FUSELAGE**

Ref. No.	Part No.	Description	off	Matl. Spec.	Cl. of Equip.	Plate No.
					M.R. L.M.	
		1 2 3 4 5 6				
5542	EEAS.143/6	CLIP, pipe, single ... ..	1	L.72	C	
	EEAS.77/11	HOSE, rubber, 1 1/4" i/d. x 1/2" o/d. x 1 1/2" long. type 1 (Make from 32C/407)	1	DTD.625	LM	
8178	E.A1.57.631	PIPE, drain, 1/4" o/d. x 20 SWG ... ..	1	L.56	C	
	PULSOMETER					
5UE/6787	PUL.1003 Mk. 4	PUMP, fuel (Mod. 2613) ... ..	1	—	A	
		Attaching parts for P.U.L.1003, Mk. 4:—				
28M/10328	AGS.2002/C/1	Nut, 2 BA ... ..	14	—	C	
	12251	Washer ... ..	2	—	C	
28W/9419475	SP.15/C	Washer ... ..	12	—	C	
1189	E.A1.57.29	WASHER, adaptor, special, between pump and mounting	1	Neo-K-Tex	C	
1190	E.A1.57.31	WASHER, adaptor, special, under fuel pump mounting	1	Neo-K-Tex	C	
27537	E.A3.57.527	WASHER, adaptor, special, external fuel cock	1	L.17	C	
27538	E.A3.57.529	WASHER, adaptor, special, internal fuel cock	1	L.17	C	
12251	EEAS.28/4BU	WASHER, special ... ..	2	—	C	
8772	EEAS.28/30ER	WASHER, special ... ..	4	L.72	C	
	E.A3.57.215	PUMP, FUEL, NO. 3, PORT, ASSEMBLY ... ..	—	—	—	
		Spares for:—				
	E.E. CO. LTD. BRADFORD Type 201 Mk. 8	ACTUATOR AND FUEL COCK, ASSEMBLY	1	—	—	
		Consisting of:—				
5W/328	AED.200152	ACTUATOR, type 200, Mk. 1 ... ..	1	—	A	
5W/337	† SAUNDERS	ADAPTOR, c/w label ... ..	1	—	C	
27F/2206	E.42.F.10	COCK, fuel ... ..	1	—	A	
28M/10288	AGS.2001/C/1	NUT, stiff, 2 BA ... ..	2	—	C	
30A/9437135	†	WIRE, locking, 22 SWG ... ..	QR	—	C	
	12635	ADAPTOR, fuel pump cock ... ..	1	L.40	C	
	3175	ADAPTOR, fuel pump mounting ... ..	1	—	C	
	3176	BRACKET, fuel pump mounting ... ..	1	L.72	C	
5542	EEAS.143/6	CLIP, pipe, single, 1/4" dia. ... ..	1	L.72	C	
	EEAS.77/11	HOSE, rubber, 1/4" i/d. x 1/2" o/d. x 1 1/2" long. type 1 (Make from 32C/407)	1	DTD.625	LM	
8775	E.A3.57.53	PIPE, drain, 1/4" o/d. x 22 SWG (Made from 30B/1355)	1	L.56	C	
	PULSOMETER					
5UE/6787	PUL.1003 Mk. 4	PUMP, fuel (Mod. 2613) ... ..	1	—	A	
		Attaching parts for P.U.L.1003, Mk. 4:—				
28M/10328	AGS.2002/C/1	Nut, 2 BA ... ..	14	—	C	
	12251	Washer ... ..	2	—	C	
28W/9419475	SP.15/C	Washer ... ..	12	—	C	
1189	E.A1.57.29	WASHER, adaptor, special, between pump and mounting	1	Neo-K-Tex	C	
1190	E.A1.57.31	WASHER, adaptor, special, under fuel pump mounting	1	Neo-K-Tex	C	

**SERVICES**  
**FUEL SYSTEM IN CENTRE FUSELAGE**

Ref. No.	Part No.	Description	off	Matl. Spec.	Cl. of Equip.	Plate No.
					M.R. L.M.	
		1 2 3 4 5 6				
27537	E.A3.57.527	WASHER, adaptor, special, external fuel cock	1	L.17	C	
27538	E.A3.57.529	WASHER, adaptor, special, internal fuel cock	1	L.17	C	
12251	EEAS.28/4BU	WASHER, special ... ..	2	—	C	
	E.A3.57.217	<b>PUMP, FUEL, NO. 3, STARBOARD, ASSEMBLY</b>	—	—	—	
		Spares for:—				
	E.E. CO. LTD. BRADFORD Type 201 Mk. 8	<b>ACTUATOR AND FUEL COCK, ASSEMBLY</b>	1	—	—	
		Consisting of:—				
5W/328	AED.200152	ACTUATOR, type 200, Mk. 1 ... ..	1	—	A	
5W/337	†	ADAPTOR, c/w label ... ..	1	—	C	
	SAUNDERS					
28F/2206	E.42.F10	COCK, fuel ... ..	1	—	A	
28M/10288	AGS.2001/C/1	NUT, stiff, 2 BA ... ..	2	—	C	
30A/9437135	†	WIRE, locking, 22 SWG ... ..	QR	—	C	
12635	E.B6.57.125	ADAPTOR, fuel pump cock (Mod. 1430) ...	1	L.40	C	
3175	E.A1.57.571	ADAPTOR, fuel pump mounting ... ..	1	—	C	
3178	E.A1.57.41	BRACKET, fuel pump mounting ... ..	1	L.72	C	
5542	EEAS.143/6	CLIP, pipe, single ... ..	1	L.72	C	
	EEAS.77/11	HOSE, rubber, ¼" i/d. x ½" o/d. x 1½" long, type 1 (Make from 32C/407)	1	DTD.625	LM	
3179	E.A1.57.647	PIPE, drain, ¼" o/d. x 20 SWG ... ..	1	L.56	C	
	PULSOMETER					
5UE/6787	PUL.1003 Mk. 4	<b>PUMP, fuel (Mod. 2613) ... ..</b>	1	—	A	
		Attaching parts for P.U.L.1003, Mk. 4:—				
28M/10328	AGS.2002/C/1	Nut, 2 BA ... ..	14	—	C	
12251	EEAS.28/4BU	Washer ... ..	2	—	C	
28W/9419475	SP.15/C	Washer ... ..	12	—	C	
1189	E.A1.57.29	WASHER, adaptor, special, between pump and mounting	1	Neo-K-Tex	C	
1190	E.A1.57.31	WASHER, adaptor, special, under fuel pump mounting	1	Neo-K-Tex	C	
27537	E.A3.57.527	WASHER, adaptor, special, external fuel cock	1	L.17	C	
27538	E.A3.57.529	WASHER, adaptor, special, internal fuel cock	1	L.17	C	
12251	EEAS.28/4BU	WASHER, special ... ..	2	—	C	
1446	EEAS.66/5	RING, clamping, 1½" dia. ... ..	16	L.72	C	
980	EEAS.20/1DR	TAB, locking ... ..	8	L.72	C	
	EEAS.77/72	HOSE, rubber, 1" i/d. x 1⅝" o/d. x 2¼" long, type 1 (Make from 32C/376)	1	DTD.625	LM	
	EEAS.77/91	HOSE, rubber, 1½" i/d. x 1⅝" o/d. x 3" long, type 1 (Make from 32C/446)	3	DTD.625	LM	
4762	E.A3.57.185	HOSE, rubber, venting pipe joint ... ..	1	Silastic	C	
4763	E.A3.57.187	HOSE, rubber, purging pipe joint ... ..	1	Silastic	C	
4764	E.A3.11.141	PANEL, detachable, No. 1 fuel tank ... ..	1	—	C	
4765	E.A3.11.233	PANEL, detachable, No. 2 fuel tank ... ..	1	—	C	
4766	E.A3.57.83	PANEL, detachable, No. 3 fuel tank ... ..	1	—	C	

**SERVICES  
FUEL SYSTEM IN CENTRE FUSELAGE**

Ref. No.	Part No.	Description	off	Matl. Spec.	Cl. of Equip.		Plate No.
					M.R.	L.M.	
		1 2 3 4 5 6					
	E.A3.57.501	<b>PIPES, FUEL AND VENT, AUXILIARY FUEL TANK, ASSEMBLY</b> Spares for:—	—	—	—		
	E.E. CO. LTD. BRADFORD Type 219 Mk. 1	<b>ACTUATOR AND FUEL COCK, ASSEMBLY ...</b> Consisting of:—	2	—	—		
5W/328	AED.200152 SAUNDERS	<b>ACTUATOR, type 200, Mk. 1 ...</b>	1	—	A		
27F/2206	E.12.F10	<b>COCK, fuel ...</b>	1	—	A		
	A.EA.219012	<b>LABEL ...</b>	1	—	—		
28M/10288	AGS.2001/C/1	<b>NUT, stiff, 2 BA ...</b>	2	—	C		
30A/3310	†	<b>WIRE, locking, 24 SWG ...</b>	QR	—	C		
20470	E.A3.57.259	<b>BRACKET, fuel cock, port ...</b>	1	—	C		
20471	E.A3.57.261	<b>BRACKET, fuel cock, starboard ...</b>	1	—	C		
3107	E.A1.57.267	<b>BRACKET, valve ...</b>	1	—	C		
	E.A3.57.285	<b>CLIP, pipe, special ...</b>	1	L.72	—		
1145	E.A1.57.317	<b>CLIP, pipe, special ...</b>	8	L.72	C		
8190	E.A3.57.481	<b>FAIRLEAD ...</b>	2	LFS.21	C		
12231	E.A3.57.491	<b>FILTER, valve ...</b>	1	—	C		
	EEAS.77/81	<b>HOSE, rubber, 1½" i/d. x 1½" o/d. x 3" long, type 1 (Make from 32C/377)</b>	9	DTD.625	LM		
1147	E.A1.57.271	<b>PIPE, assembly, fuel, from rubber hose connection at frame 27 to connection at No. 3 fuel tank</b>	1	L.54	C		
5999	E.A3.57.441	<b>PIPE, fuel, continuation, between hose coupling at centre of frame 27 and branch pipe coupling, port</b>	1	L.54	C		
6501	E.A3.57.445	<b>PIPE, fuel, continuation, between hose couplings at centre of frame 27 ...</b>	1	L.54	C		
5998	E.A3.57.451	<b>PIPE, fuel, continuation, at frame 27 ...</b>	1	L.54	C		
21170	E.A3.57.493	<b>PIPE, assembly, fuel continuation, from port fuel cock connection to four-way piece ...</b>	1	L.54	C		
12976	E.A3.57.495	<b>PIPE, assembly, fuel continuation, from branch pipe to starboard fuel cock connection</b>	1	L.54	C		
12974	E.A3.57.497	<b>PIPE, assembly branch, at No. 3 fuel tank ...</b>	1	T.26	C		
12975	E.A3.57.499	<b>PIPE, assembly branch, fuel continuation, between hose coupling at centre of frame 27 and non-return valve, starboard</b>	1	L.54	C		
1726	E.A1.57.1127	<b>PIPE, assembly, from port and starboard non-return valves to flexible couplings ...</b>	2	L.56	C		
6502	E.A3.57.455	<b>RING, scaling, 1/16" thick ...</b>	2	Neo-K-Tex	C		
1446	EEAS.66/5	<b>RING, clamping, 1½" dia. ...</b>	18	L.72	C		
1729	EEAS.20/1DU SELF PRIMING ENG. CO. LTD	<b>TAB, locking ...</b>	5	DTD.124	C		
27F/2152	S.P.E.1706	<b>VALVE, non-return type, P.24A, 1¼" BSP ...</b>	2	—	A		
27F/5854	FV.1250/SMK7	<b>VALVE, float (Pre-Mod. 3906) ...</b>	1	—	A		
27F/6549	FV.1250/SMK8	<b>VALVE, float (Mod. 3906) ...</b>	1	—	A		
	6459						

**SERVICES**  
**FUEL SYSTEM IN CENTRE FUSELAGE**

Ref. No.	Part No.	Description	No. off	Matl. Spec.	Cl. of Equip.		Plate No.
					M.R.	L.M.	
		1 2 3 4 5 6					
	E.A1.57.249	<b>PIPES, AIR AND BLOW-OFF VALVE, FORWARD OF FRAME 22, ASSEMBLY</b>	—	—	—		
		Spares for:—					
17525	EEAS.143/10	<b>CLIP</b> , pipe, single ... ..	4	L.72	C		
	EEAS.77/33	<b>HOSE</b> , rubber, 1/2" i/d. x 3/4" o/d. x 2" long, type 1 (Make from 32C/408)	8	DTD.625	LM		
1605	E.A1.57.1147	<b>PIPE</b> , assembly, air, from connection at starboard side to blow-off valve tee, 1/2" o/d. x 20 SWG	1	L.56	C		
1606	E.A1.57.1149	<b>PIPE</b> , assembly, air, from connection at starboard side to blow-off valve tee, 1/2" o/d. x 20 SWG	1	L.56	C		
1603	E.A1.57.1151	<b>PIPE</b> , assembly, air, from connection at port side to blow-off valve tee, 1/2" o/d. x 20 SWG	1	L.56	C		
1604	E.A1.57.1153	<b>PIPE</b> , assembly, air, from connection at port side to blow-off valve tee, 1/2" o/d. x 20 SWG	1	L.56	C		
	E.A1.57.1131	<b>VALVE, BLOW-OFF, GROUP</b> ... ..	1	—	—		
		Spares for:—					
1722	E.A1.57.1171	<b>BODY</b> , valve ... ..	1	—	C		
1648	E.A1.57.1073	<b>VALVE, AIR, RELIEF, GROUP</b> ... ..	3	—	A		
		Consisting of:—					
	E.A1.57.1071	<b>BODY</b> , relief valve ... ..	1	—	—		
1649	E.A1.57.1143	<b>BOLT</b> , special, relief valve spring mounting	1	DTD.683	C		
28M/10281	AGS.2001/C/3	<b>NUT</b> , stiff, 2 BA ... ..	2	—	C		
1650	E.A1.57.1039	<b>SPRING</b> , relief valve operating ... ..	1	DTD.215	C		
1658	E.A1.57.1027	<b>WASHER</b> , special, spring retaining ... ..	1	L.72	C		
1659	E.A1.57.1029	<b>WASHER</b> , special, rubber seal seating ... ..	1	L.72	C		
1651	E.A1.57.1031	<b>WASHER</b> , sealing, special ... ..	1	L.72	C		
1660	E.A1.57.1033	<b>WASHER</b> , special, rubber seal seating ... ..	1	L.72	C		
28VV/9419475	SP.15/C	<b>WASHER</b> ... ..	2	—	C		
1723	E.A1.57.1173	<b>WASHER</b> , petrolite ... ..	3	—	C		
	E.A9.57.77	<b>PIPES, RECUPERATOR, CENTRE FUSELAGE, ASSEMBLY (MOD. 1939)</b>	—	—	—		
		Spares for:—					
38736	E.B7.57.123	<b>ANCHOR</b> , locking wire (Make from EEAS.20/1FR)	4	L.72	C		
26099	E.A9.57.51	<b>PIPE</b> , assembly, from wing/fuselage connection to coupling between frames 22 and 23, fuel bleed line, port	1	DTD.323	C		
26100	E.A9.57.53	<b>PIPE</b> , assembly, from coupling between frames 22 and 23, to coupling forward of frame 27, fuel bleed line, port	1	DTD.323	C		
	E.B6.57.91	<b>PIPE</b> , assembly, from coupling forward of frame 27 to coupling at frame 27, fuel bleed line, port	1	DTD.323	LM		
	E.B6.57.93	<b>PIPE</b> , assembly, from wing/fuselage connection to coupling between frames 22 and 23, fuel bleed line, starboard	1	DTD.323	LM		
	E.B6.57.95	<b>PIPE</b> , assembly, from coupling between frames 22 and 23 to coupling forward of frame 27, fuel bleed line, starboard	1	DTD.323	LM		

**SERVICES**  
**FUEL SYSTEM IN CENTRE FUSELAGE**

Ref. No.	Part No.	Description						No. off	Matl. Spec.	Cl. of Equip.		Plate No.											
		1	2	3	4	5	6			M.R.	L.M.												
	E.B6.57.97	PIPE	assembly,	from	coupling	forward	of	frame	27	to	coupling	at	frame	27,	fuel	bleed	line,	starboard	1	DTD.323	LM		
	E.B6.57.99	PIPE	assembly,	continuation,	at	frame	27,	fuel	bleed	line,	port								1	DTD.323	LM		
	E.B6.57.101	PIPE	assembly,	continuation,	at	frame	27,	fuel	bleed	line,	starboard								1	DTD.323	LM		
26101	E.A9.57.55	PIPE	assembly,	air	balance,	from	coupling	connection	to	coupling	between	frames	22	and	23,	port			1	L.56	C		
26102	E.A9.57.57	PIPE	assembly,	air	balance,	from	coupling	between	frames	22	and	23,	to	coupling	forward	of	frame	27,	port	1	L.56	C	
34791	E.B6.57.107	PIPE	assembly,	air	balance,	from	coupling	forward	of	frame	27	to	coupling	at	frame	27,	port			1	DTD.323	C	
	E.B6.57.109	PIPE	assembly,	air	balance,	from	coupling	connection	to	coupling	between	frames	22	and	23,	starboard			1	DTD.323	LM		
	E.B6.57.111	PIPE	assembly,	air	balance,	from	coupling	between	frames	22	and	23,	to	coupling	forward	of	frame	27,	starboard	1	DTD.323	LM	
	E.B6.57.113	PIPE	assembly,	air	balance,	from	coupling	forward	of	frame	27	to	coupling	at	frame	27,	starboard			1	DTD.323	LM	
	E.B6.57.115	PIPE	assembly,	air	balance,	between	coupling	and	vent	pipe	banjo	connection	at	frame	27,	port			1	DTD.323	LM		
	E.B6.57.117	PIPE	assembly,	air	balance,	between	coupling	and	vent	pipe	banjo	connection	at	frame	27,	starboard			1	DTD.323	LM		
981	EEAS.20/2DR	TAB	locking	...	...	...	...	...	...	...	...	...	...	...	...	...	...	4	L.72	C			
18852	EEAS.21/2DR	WASHER	special	...	...	...	...	...	...	...	...	...	...	...	...	...	...	2	L.72	C			
12888	EEAS.21/8CR	WASHER	special	...	...	...	...	...	...	...	...	...	...	...	...	...	...	16	L.72	C			
12889	EEAS.21/8CRH	WASHER	special	...	...	...	...	...	...	...	...	...	...	...	...	...	...	15	L.72	C			
4767	E.A3.57.227	RING	sealing,	for	No.	3	fuel	tank	joint	...	...	...	...	...	...	...	...	2	Synthetic	Rubber	C		
4768	E.A3.57.231	RING	half	joint,	for	No.	3,	fuel	tank	connection	...	...	...	...	...	...	...	2	DTD.683	C			
4769	E.A3.57.233	RING	half	joint,	for	No.	3,	fuel	tank	connection	...	...	...	...	...	...	...	2	DTD.683	C			
6878	EEAS.66/2	RING	clamping,	purging	pipe	joint	...	...	...	...	...	...	...	...	...	...	...	2	L.72	C			
1444	EEAS.66/3	RING	clamping,	purging	pipe	joint	...	...	...	...	...	...	...	...	...	...	...	2	L.72	C			
1443	EEAS.66/7	RING	clamping,	vent	pipe	joint	...	...	...	...	...	...	...	...	...	...	...	6	L.72	C			
1447	EEAS.66/11	RING	clamping,	vent	pipe	joint	...	...	...	...	...	...	...	...	...	...	...	2	L.72	C			
1026	EEAS.1/1½C	SCREW	2	BA	...	...	...	...	...	...	...	...	...	...	...	...	...	96	S.96	C			
1468	EEAS.1/2C	SCREW	2	BA	...	...	...	...	...	...	...	...	...	...	...	...	...	18	S.96	C			
1028	EEAS.1/3C	SCREW	2	BA	...	...	...	...	...	...	...	...	...	...	...	...	...	2	S.96	C			
987	E.A1.56.243	TANK	fuel,	No.	2	...	...	...	...	...	...	...	...	...	...	...	...	1	—	B			
988	E.A1.56.247	TANK	fuel,	No.	1	...	...	...	...	...	...	...	...	...	...	...	...	1	—	B			

**SERVICES**  
**FUEL SYSTEM IN CENTRE FUSELAGE**

Ref. No.	Part No.	Description	No. off	Matl. Spec.	Cl. of Equip.		Plate No.
					M.R.	L.M.	
12994	E.A3.56.445	<b>TANK, FUEL, NO. 3 (MOD. 1016) (PRE-MOD. 3367 OR 3391) (Supplied to Part No. E.A3.00.513 less capacitor units, for spares purposes)</b>	1	—		A	
	SMITH WAYMOUTH						
6A/2766	JCB/1A	<b>BOX,</b> terminal ... ..	1	—		C	
19844	E.A3.57.457	<b>PIPE,</b> vent ... ..	2	—		C/MR	
19845	E.A3.57.463	<b>RING,</b> rubber, for vent pipe clip ... ..	2	—		C	
6A/2804	TC.17	<b>UNIT,</b> capacitor ... ..	2	—		A	
6A/2805	TC.18	<b>UNIT,</b> capacitor ... ..	2	—		A	
40126	E.A3.56.695	<b>TANK, FUEL, NO. 3 (MOD. 3367 or 3391) (Supplied to Part No. E.A3.00.1055 less capacitor unit, for spares purposes)</b> Spares for this assembly are identical with those for assembly Part No. E.A3.56.445, except for the following additions: Add:—	1	—		A	
	SMITH WAYMOUTH						
6A/7517	PR.30	<b>CABLE,</b> assembly ... ..	1	—		B	
6A/7518	PS.54	<b>CABLE,</b> assembly ... ..	2	—		B	
6A/7519	PS.73	<b>CABLE,</b> assembly ... ..	2	—		B	
1236	E.A1.57.65	<b>TEE,</b> nitrogen purging, No. 2 fuel tank ... ..	1	DTD.300		C/MR	
4770	E.A3.57.101	<b>TEE,</b> vent, No. 2 fuel tank ... ..	1	L.52		C	
1238	E.A1.57.73	<b>TUBE,</b> purging, between frames 20 and 22 ... ..	1	L.56		C	
4771	E.A3.57.415	<b>TUBE,</b> purging, from No. 1 fuel tank connection to connection at frame 20	1	—		C	
	SELF PRIMING ENG. CO. LTD.						
27F/2145	S.P.E.1705	<b>VALVE,</b> non-return, at No. 1 and 2 fuel tanks purging pipe joints, type P.23A, 1" BSP	2	—		A	
	E.A9.57.145	<b>VENTING, FUEL, BETWEEN BULKHEAD FRAME 27A AND FRAME 30, ASSEMBLY (MOD. 1939)</b> Spares for:—	—	—		—	
25546	E.B7.57.315	<b>BRACKET,</b> vent pipe at frames 28 and 29 ... ..	2	L.59		C/MR	
25547	E.B7.57.317	<b>CLIP,</b> vent pipe at frames 28 and 29 ... ..	2	L.59		C/MR	
1201	E.A1.57.159	<b>ELBOW,</b> moulded rubber, connecting at bulkhead frame 27A	1	—		C	
	or						
1438597	E.A3.57.411	<b>ELBOW,</b> moulded rubber, connecting at bulkhead frame 27A	1	—		C	
12890	E.B7.57.203	<b>FERRULE,</b> fuel bleed valve line, frame 27 ... ..	1	—		C	
	EEAS.77/71	<b>HOSE,</b> rubber, 1" i/d. x 1 3/8" o/d. x 2 1/2" long, type 1 (Make from 32C/376)	1	DTD.625		LM	
	EEAS.77/121	<b>HOSE,</b> rubber, 2" i/d. x 2 1/2" o/d. x 2 5/8" long, type 1 (Make from 32C/378)	2	DTD.625		LM	
	EEAS.164/40/45	<b>HOSE,</b> rubber, 2 1/2" i/d. x 3" o/d. x 4 1/2" long, type 1 (Make from 32C/380)	2	DTD.625		LM	
20670	E.A3.57.23	<b>PIPE,</b> vent, at frame 27A ... ..	1	—		C	
20933	E.B6.57.119	<b>PIPE,</b> branch, vent, bend inlet at frame 27A ... ..	1	L.54		C	

**SERVICES**  
**FUEL SYSTEM IN CENTRE FUSELAGE**

Ref. No.	Part No.	1	2	3	4	5	6	Description	No. off	Matl. Spec.	Cl. of Equip.		Plate No.
											M.R.	L.M.	
25536	E.B6.57.147							PIPE, assembly, vent, from frame 27A to hose coupling between frames 28 and 29	1	—		C	
25550	E.B7.57.339							PIPE, vent. from hose coupling between frames 28 and 29 to hose coupling aft of frame 30	1	L.56		C	
1444	EEAS.66/3							RING, clamping, 1 1/8" dia. ... ..	2	L.72		C	
1447	EEAS.66/11							RING, clamping, 2 3/8" dia. ... ..	2	L.72		C	
1442	EEAS.66/12							RING, clamping, 2 1/2" dia. ... ..	4	L.72		C	
	E.A9.57.69							<b>VENT, PIPES AND TROUGH FOR NO. 3 FUEL TANK, ASSEMBLY (MOD. 1939)</b>	1	—		—	
								Spares for:—					
	E.A3.57.143							BLOCK, packing, venting ... ..	4	LFS.21		—	
25959	E.A9.57.73							CLIP, pipe vent ... ..	4	L.72		C	
13183	E.A3.57.107							DUCT, venting, No. 3 fuel tank, between main spar and frame 27A (Pre-Mod. 2531)	1	—		B	
31530	E.A3.57.525							DUCT, venting, No. 3 fuel tank, between main spar and frame 27A (Mod. 2531)	1	—		B	
1240	E.A1.57.59							WASHER, joint ... ..	4	Neo-K-Tex		C	
1241	E.A1.57.93							WASHER, joint ... ..	2	Fibre		C	
	E.A3.57.421							WASHER, packing, for venting pipe clip ... ..	4	L.72		—	
4435	E.A3.11.129							WASHER, fuel contents gauge, terminal box ... ..	3	L.72		C	
	E.A3.57.161							<b>WIRES, SUPPORT, NO. 3 FUEL TANK, ASSEMBLY</b>	—	—		—	
								Spares for:—					
3507	E.A1.57.377							GROMMET, tank support, nylon cord ... ..	24	Shore 50		C	
2746	E.A1.57.371							PLATE, spreader, fuel tank ... ..	124	L.72		C	
28E/9007825	TERRY 169/3/4"							RING, split ... ..	22	—		C	
3508	E.A1.57.1175							SUPPORT, end, nylon cord ... ..	4	—		C	
3509	E.A1.57.1177							SUPPORT, intermediate, nylon cord ... ..	20	—		C	

Pages 1447 to 1466 not issued

1443 to 1466



**SERVICES  
FUEL SYSTEM IN CENTRE FUSELAGE**

Ref. No.	Part No.	Description	No. off	Matl. Spec.	Cl. of Equip.	Plate No.
					M.R. L.M.	
		1 2 3 4 5 6				
		<b>SUMMARY OF STOCK ITEMS USED ON FUEL SYSTEM IN CENTRE FUSELAGE, ASSEMBLY</b>				
28F/1014970	AGS.1104/A	Adaptor, cone, 3/16" dia., pipe ...	...			C
28F/9439104	AGS.1105/C	Adaptor, union, 3/8" o/d, pipe ...	...			C
28F/8011885	AGS.1142/B	Adaptor, nipple, 1/4" o/d ...	...			C
28F/9486111	AGS.1142/H	Adaptor, nipple, 1" o/d ...	...			C
28F/9513420	AGS.1142/J	Adaptor, nipple, 1 1/4" o/d ...	...			C
28F/11200	AGS.1103/J	Body, union, 1 1/4" o/d, pipe ...	...			C
28D/9706373	A25/2A	Bolt, 6 BA, hex. head, 0"5 long ...	...			C
28D/1010658	A25/1B	Bolt, 4 BA, hex. head, 0"55 long ...	...			C
28D/1008149	A25/2B	Bolt, 4 BA, hex. head, 0"6 long ...	...			C
28D/9419452	A25/3B	Bolt, 4 BA, hex. head, 0"7 long ...	...			C
28D/9436920	A25/1C	Bolt, 2 BA, hex. head, 0"55 long ...	...			C
28D/9133011	A25/2C	Bolt, 2 BA, hex. head, 0"65 long ...	...			C
28D/9133012	A25/3C	Bolt, 2 BA, hex. head, 0"75 long ...	...			C
28D/1200119	A25/4C	Bolt, 2 BA, hex. head, 0"85 long ...	...			C
28D/1011019	A25/8C	Bolt, 2 BA, hex. head, 1"25 long ...	...			C
28D/9140645	A25/10C	Bolt, 2 BA, hex. head, 1"45 long ...	...			C
28D/1011029	A25/1E	Bolt, 1/2" BSF, hex. head, 0"6 long ...	...			C
28D/12953	A28/1B	Bolt, 4 BA, hex. head, 0"5 long ...	...			C
28D/12837	A28/1C	Bolt, 2 BA, hex. head, 0"55 long ...	...			C
28D/1214980	A28/6C	Bolt, 2 BA, hex. head, 1"05 long ...	...			C
28D/1215011	A28/3E	Bolt, 1/2" BSF, hex. head, 0"8 long ...	...			C
28D/1007979	AS.1246/1B	Bolt, 4 BA, round head, 0"45 long ...	...			C
28F/9423227	AGS.1135/B	Bolt, barjo, 1/4" BSP ...	...			C
28F/8011890	AGS.952/A	Collar, 1/8" dia., pipe ...	...			C
28F/9439531	AGS.952/B	Collar, 1/4" dia., pipe ...	...			C
28N/1013287	AGS.209/D	Nipple, standard conical, 3/8" ...	...			C
28F/9439950	AGS.1140/B	Nipple, 1/4" BSP ...	...			C
28M/9403519	A27/BP	Nut, 4 BA, plain ...	...			C
28M/1011475	A27/EP	Nut, 1/2" BSF, plain ...	...			C
28M/9403518	A27/AP	Nut, 6 BA, plain ...	...			C
28M/9403520	A27/CP	Nut, 2 BA, plain ...	...			C
28M/9463544	AGS.1187/C	Nut, standard union, 3/8" BSP ...	...			C
28M/10287	AGS.2001/B/1	Nut, stiff, 4 BA ...	...			C
28M/10288	AGS.2001/C/1	Nut, stiff, 2 BA ...	...			C
28M/10290	AGS.2001/E/1	Nut, stiff, 1" BSF ...	...			C
28M/10280	AGS.2001/B/3	Nut, stiff, 4 BA ...	...			C
28M/10281	AGS.2001/C/3	Nut, stiff, 2 BA ...	...			C
28M/10282	AGS.2001/E/3	Nut, stiff, 1" BSF ...	...			C
28M/10328	AGS.2002/C/1	Nut, stiff, 2 BA ...	...			C
28M/10318	AGS.2002/B/3	Nut, stiff, 4 BA ...	...			C
28M/10319	AGS.2002/C/3	Nut, stiff, 2 BA ...	...			C
28P/19177	SP.90/H11	Pin, split, 3/16" dia. x 1 1/4" long ...	...			C
28R/9456431	AGS.565/B	Plug, 1/4" o/d, pipe ...	...			C
28R/10162	AGS.566/C	Plug, 1/2" o/d, pipe ...	...			C
28S/1200033	A31/B24	Screw, 4 BA, cheese head, 3/8" long ...	...			C
28S/1005622	A31/B28	Screw, 4 BA, cheese head, 7/8" long ...	...			C
28S/9992525	A32/B12	Screw, 4 BA, round head, 3/8" long ...	...			C
28F/9128936	AGS.904/A	Sleeve, outer, 3/4" ...	...			C
28F/80"1819	AGS.904/B	Sleeve, outer, 1/4" o/d, pipe ...	...			C

**SERVICES**  
**FUEL SYSTEM IN CENTRE FUSELAGE**

Ref. No.	Part No.	Description	No. off	Matl. Spec.	Cl. of Equip.		Plate No.
					M.R.	L.M.	
		1 2 3 4 5 6					
28F/9140970	AGS.904/C	Sleeve, outer, 3/8" o/d, pipe ... ..					C
28F/9507879	AGS.908/B	Union, body, reducing, 1/4" pipe ... ..					C
28F/9423237	AGS.1132/B	Union, single end, 1/4" pipe ... ..					C
28W/9149464	AGS.164/A	Washer, jointing, 0"67 i/d ... ..					C
28W/9130226	AGS.164/F	Washer, jointing, 0"53 i/d ... ..					C
28W/9419402	SP.13/C	Washer, 2 BA, plain ... ..					C
28W/9419465	SP.13/B	Washer, 4 BA, plain ... ..					C
28W/9419474	SP.15/B	Washer, 4 BA, plain ... ..					C
28W/9419475	SP.15/C	Washer, 2 BA, plain ... ..					C
28W/9419405	SP.15/E	Washer, 1" BSF, plain ... ..					C
28W/9419404	SP.16/C	Washer, 2 BA, plain ... ..					C
28W/9416641	SP.47/A	Washer, 6 BA, spring ... ..					C
28W/9416642	SP.47/B	Washer, 4 BA, spring ... ..					C
28W/9416632	SP.47/C	Washer, 2 BA, spring ... ..					C
28W/9416644	SP.47/E	Washer, 1" BSF, spring ... ..					C

NOTE:— Pages 1469 to 1470 not issued

**SERVICES**  
**HYDRAULIC EQUIPMENT IN FRONT FUSELAGE**

Ref. No.	Part No.	Description	No. off	Matl. Spec.	Cl. of Equip.	Plate No.
					M.R. L.M.	
		1 2 3 4 5 6				
	E.A9.73.7	<b>HYDRAULIC EQUIPMENT IN FRONT FUSELAGE, ASSEMBLY</b> Spares for:— <b>HYDRAULIC EQUIPMENT, CIRCUIT, ASSEMBLY (E.A9.73.689) (MOD. 2304)</b> Spares for:—	—	—	—	
	LOCKHEED					
27M/461	AIR.40016	Accumulator, hydraulic ... ..	1	—	A	
6A/2693	DOWTY	Gauge, pressure, Mk. 14.LL ... ..	2	—	A	
	DOWTY					
27Q/1834	O.8214Y.CO.1	Jack, nosewheel (Mod. 2380) ... ..	1	—	A	
	DOWTY					
27Q/1836	O.8246Y.CO.1	Jack, nosewheel door (Mod. 2379) ... ..	1	—	A	
	DUNLOP					
27VA/3615	4/W3/101/8/8/11-2	Pipe, flexible, nosewheel door, "closed" line ... ..	1	—	C	
	DUNLOP					
27VA/3647	4/W3/101/8/9/10	Pipe, flexible, nosewheel door, "open" line ... ..	1	—	C	
	DUNLOP					
27VA/3792	4/W3/101/8/9/15	Pipe, flexible, nosewheel door, "up" line ... ..	1	—	C	
	DUNLOP					
27VA/5206	4/W3/101/8/9/24	Pipe, flexible, nosewheel door, "down" line ... ..	1	—	C	
	TURNER					
27Z/1	77C/1275	Pump, hand, duplex ... ..	1	—	A	
	ELECTRO					
27Y/108	HYD's.7391	Relay, pressure gauge ... ..	1	—	A	
	DOWTY					
27Q/628	C.2254Y	Unit, oil filter ... ..	1	—	A	
	DUNLOP					
27G/2609	AC.12702	Valve, brake control ... ..	1	—	A	
	DOWTY					
27Q/1216	C.4603Y/Mk. E	Valve, thermal relief ... ..	2	—	A	
	DOWTY					
27Q/772	D.401Y/G	Valve, sequence, nosewheel ... ..	1	—	A	
	DOWTY					
27Q/773	D.401Y/H	Valve, sequence, nosewheel door ... ..	1	—	A	
	DOWTY					
27Q/771	D.2568Y	Valve, pressure relief reservoir ... .. (For Dowty Spares see A.P.4515B, Vol. 3)	1	—	A	
	LOCKHEED					
27W/8	UMC.704	Valve, non-return, ¼" BSP ... ..	2	—	A	
	BRITISH					
27BM/25	MESSIER 8557	Valve, non-return, pressurisation ... ..	1	—	A	
	H. PRESSURE COMP'S.					
28Y/15486	G.Y.P.A58	Valve, charging ... ..	2	—	C	
	DUNLOP					
27VA/5299	AC.13708	Valve, reducing (Pre-Mod. 3961) ... ..	1	—	A	
	DUNLOP					
27VA/6564	AC.61764	Valve, reducing, Mk. 3 (Mod. 3961) ... ..	1	—	B	
	E.A9.73.1	<b>HYDRAULIC RESERVOIR AND FILLER EXTENSION, ASSEMBLY</b> Spares for:—	—	—	—	
	12423	Body, banjo, special ... ..	1	DTD.423	B	
	2447	Coupling, pipe, ¼" x ⅜"	1	—	C	

**SERVICES**  
**HYDRAULIC EQUIPMENT IN FRONT FUSELAGE**

Ref. No.	Part No.	1	2	3	4	5	6	Description	No. off	Matl. Spec.	Cl. of Equip.	Plate No.
											M.R.	
												L.M.
12424	E.A9.73.5							<b>EXTENSION, HYDRAULIC RESERVOIR FILLER, GROUP</b>	1	—	C	
								Spares for:—				
2125	E.A3.73.603							Cirdip, special, 5"2 dia. ... ..	1	L.27	C	
2123	E.A3.73.609							Strip, rubber ... ..	1	Neoprene	C	
5502	EEAS.21/2FR							Washer, special ... ..	1	—	C	
764	E.A1.73.41							Gasket, hydraulic reservoir filler neck ... ..	1	Neo-K-Tex	C	
12905	E.B6.73.351							<b>RESERVOIR, HYDRAULIC, GROUP (MOD. 1734)...</b>	1	—	A	
								Spares for:—				
22234	E.B6.73.347							Adaptor, filler cap ... ..	1	S.95 or S.96	C	
1886	E.A1.73.381							Filler, oil reservoir, 45 mesh, 34 SWG ... ..	1	—	C	
22235	E.B6.73.349							Gasket, filler neck ... ..	1	Neo-K-Tex	C	
22233	E.B6.73.345							Seating, filler ... ..	1	L.34	C	
28U/4054	SP.8Y/4							Rod, tension, reservoir mounting strap ... ..	2	—	C	
2124	E.A3.73.611							Seal, rubber ... ..	1	Neoprene	C	
766	E.A1.73.39							Strap, hydraulic reservoir mounting ... ..	1	L.72	C	
767	E.A1.70.21							Trunnion, R.H. thread ... ..	2	M.S.	C	
768	E.A1.70.22							Trunnion, L.H. thread ... ..	2	M.S.	C	
	E.A9.73.217							<b>MOUNTING, HYDRAULIC HAND PUMP, ASSEMBLY</b>	—	—	—	
								Spares for:—				
	E.A9.73.225							Bracket, hand pump mounting ... ..	1	—	—	
3501	E.A3.80.1989							<b>HANDLE, HYDRAULIC HAND PUMP, GROUP</b>	1	—	B	
								Spares for:—				
	ROMAC											
*6369	B.80 or							Grip ... ..	1	—	C	
13048	B.79											
	E.A9.73.29							<b>PIPES, HYDRAULIC, ON PRESSURE BULKHEAD, ASSEMBLY</b>	—	—	—	
								Spares for:—				
12423	E.B6.73.263							Body, banjo, hand pump suction line connection ...	1	DTD.423	C	
761	E.A1.73.289							Body, banjo, hand pump pressure line connection	1	—	C	
	E.A9.73.605							Clip, pipe, double, special ... ..	5	L.72	LM	
12427	E.A9.73.33							Pipe, assembly, from hand pump connection to connection at pressure bulkhead, pressure line	1	DTD.323	C	
	E.A9.73.743							Pipe, assembly, from hand pump connection to connection at pressure bulkhead, pressure line (Mod. 2191)	1	L.56	C	
5259	EEAS.21/2ERH							Washer, special ... ..	5	L.72	C	
	E.A9.73.35							<b>PIPES, HYDRAULIC, BETWEEN PRESSURE BULK-HEAD AND FRAME 5, ASSEMBLY</b>	—	—	—	
								Spares for:—				
	E.A9.73.205							Clamp, pipe, between frames 6 and 8 ... ..	4	LFS.21	LM	
12429	E.A9.73.37							Pipe, assembly, from connection between frames 5 and 6 to connection at pressure bulk-head, port, brake line	1	DTD.323	C	

**SERVICES  
HYDRAULIC EQUIPMENT IN FRONT FUSELAGE**

Ref. No.	Part No.	Description	No. off	Matl. Spec.	Cl. of Equip.		Plate No.
					M.R.	L.M.	
		1 2 3 4 5 6					
12430	E.A9.73.39	Pipe, assembly, from pressure bulkhead connection to gauge relay tee between frames 5 and 6, brake pressure line	1	DTD.323		C	
12431	E.A9.73.41	Pipe, assembly, from connection between frames 5 and 6 to connection at pressure bulkhead, starboard brake line	1	DTD.323		C	
12432	E.A9.73.43	Pipe, assembly, from brake control unit tee to pressure bulkhead connection, brake return line	1	L.56		C	
12433	E.A9.73.57	Pipe, assembly, from gauge relay tee between frames 5 and 6 to connection at pressure bulkhead, hand pump, pressure line	1	DTD.323		C	
	E.A9.73.45	<b>PIPES, HYDRAULIC, AT FRAME 6, ASSEMBLY ...</b> Spares for:—	—	—		—	
	E.A9.73.221	Bracket, gauge relay valve mounting ... ..	1	T.45		—	
	E.A9.73.209	Clip, pipe, special ... ..	1	L.72		LM	
4965	EEAS.143/5	Clip, pipe, single, 3/8" o/d ... ..	11	L.72		C	
	E.A9.73.47	Pipe, assembly, from gauge relay valve connection to pressure gauge tee	1	DTD.323		LM	
	E.A9.73.49	Pipe, assembly, from charging valve tee to starboard pressure gauge	1	DTD.323		LM	
	E.A9.73.51	Pipe, assembly, from high pressure line tee to gauge relay valve connection	1	DTD.323		LM	
	E.A9.73.211	Pipe, assembly, from rear charging valve to tee piece	1	DTD.323		LM	
	E.A9.73.213	Pipe, assembly, from forward charging valve to pressure gauge tee piece	1	DTD.323		LM	
	E.A9.73.215	Pipe, assembly, from charging valve tee piece to pilot's pressure gauge	1	DTD.323		LM	
981	EEAS.20/2DR	Tab, locking ... ..	5	L.72		C	
	EEAS.22/2ERH	Washer, special ... ..	11	L.72		LM	
	E.A9.73.53	<b>PIPES, HYDRAULIC, AT FRAME 5, ASSEMBLY ...</b> Spares for:—	—	—		—	
21169	E.A9.45.489	<b>BOX, SPRING, HYDRAULIC BRAKE, ASSEMBLY</b> Spares for:—	1	—		B	
14692	E.A9.45.575	End, fork ... ..	1	S.1		C	
	E.A9.73.161	Bracket, mounting, for reducing valve and toe operated brake control unit	1	L.72		—	
32718	E.A9.45.667	Clamp, hydraulic brake spring box ... ..	2	L.72		C	
1880	EEAS.91/1	Clip, pipe, double, 1/4" o/d ... ..	2	L.16		C	
5258	EEAS.143/6H	Clip, pipe, single, 1/4" o/d, bonding ... ..	5	L.72		C	
	E.A9.73.61	Pipe, assembly, from reducing valve connection to brake control unit tee, return line	1	DTD.323		LM	
	E.A9.73.63	Pipe, assembly, from brake control unit to starboard brake coupling	1	DTD.323		LM	
	E.A9.73.65	Pipe, assembly, from brake control unit to port brake coupling	1	DTD.323		LM	

**SERVICES**  
**HYDRAULIC EQUIPMENT IN FRONT FUSELAGE**

Ref. No.	Part No.	Description	No. off	Matl. Spec.	Cl. of Equip.		Plate No.
					M.R.	L.M.	
		1 2 3 4 5 6					
	E.A9.73.67	Pipe, assembly, from reducing valve to pressure gauge relay tee	1	DTD.323		LM	
	E.A9.73.69	Pipe, assembly, from brake control unit to return line tee	1	DTD.323		LM	
	E.A9.73.73	Pipe, assembly, from brake control unit to port master cylinder flexible hose connection	1	DTD.323		LM	
	E.A9.73.75	Pipe, assembly, from brake control unit to star-board master cylinder flexible hose connection	1	DTD.323		LM	
	E.A9.73.673	Pipe, assembly, between reducing valve and brake control unit (Mod. 2146)	1	DTD.323		—	
5259	EEAS.21/2ERH	Washer, special	11	L.72		C	
	E.A9.73.613	<b>PIPES, HYDRAULIC, IN NOSEWHEEL BAY, ASSEMBLY</b>	—	—		—	
		Spares for:—					
20796	E.B6.73.249	Bracket, thermal relief valve	1	—		C	
737	E.A1.73.179	Clip, flexible pipe, special	1	T.45		C	
829	E.A1.73.181	Clip, pipe, special, thermal relief valve	1	T.45		C	
738	E.A1.73.213	Clip, pipe, special	1	L.72		C	
739	E.A1.73.245	Clip, flexible pipe, special	1	T.45		C	
20797	E.B6.73.251	Clip, special, thermal relief valve	1	L.72		C	
1242	E.A3.73.773	Clip, pipe, double, special	2	L.72		C	
1880	EEAS.91/1	Clip, pipe, double, 1/4" o/d	2	L.16		C	
5260	EEAS.143/5H	Clip, pipe, single, 3/8" o/d, bonding	9	L.72		C	
5258	EEAS.143/6H	Clip, pipe, single, 1/4" o/d, bonding	5	L.72		C	
4512	E.A3.73.667	Pipe, assembly, from nosewheel door jack thermal relief valve to nosewheel door jack thermal relief valve and return line tee	1	DTD.323		C	
4514	E.A3.73.671	Pipe, assembly, from nosewheel door jack thermal relief valve to nosewheel jack thermal relief valve and return line tee	1	DTD.323		C	
4511	E.A3.73.673	Pipe, assembly, from sequence valve and nosewheel jack supply tee to thermal relief valve, nosewheel "up" line	1	DTD.323		C	
750	E.A3.73.741	Pipe, assembly, from wheel well running coupling to sequence valve and nosewheel undercarriage jack tee piece "down" line	1	DTD.323		C	
749	E.A3.73.743	Pipe, assembly, from wheel well running coupling to sequence valve and nosewheel undercarriage door jack tee piece "up" line	1	DTD.323		C	
740	E.A3.73.745	Pipe, assembly, from nosewheel "up" supply line tee to sequence valve	1	DTD.323		C	
741	E.A3.73.747	Pipe, assembly, from sequence valve to thermal relief and nosewheel undercarriage jack "up" line	1	DTD.323		C	

**SERVICES  
HYDRAULIC EQUIPMENT IN FRONT FUSELAGE**

Ref. No.	Part No.	Description	off	Matl. Spec.	Cl. of Equip.	Plate No.
					M.R. L.M.	
		1 2 3 4 5 6				
751	E.A3.73.749	Pipe, assembly, from thermal relief valve and sequence valve tee to nosewheel undercarriage jack "up" line	1	DTD.323	C	
752	E.A3.73.753	Pipe, assembly, from nosewheel undercarriage jack supply tee to sequence valve undercarriage "down" line	1	DTD.323	C	
4782	E.A3.73.755	Pipe, assembly, from supply tee to nosewheel door jack bulkhead connection "down" line	1	DTD.323	C	
743	E.A3.73.757	Pipe, assembly, from sequence valve to nosewheel door jack and thermal relief valve tees, doors "open" line	1	DTD.323	C	
745	E.A3.73.761	Pipe, assembly, from sequence valve and nosewheel door jack tee to thermal relief valve "open" line	1	DTD.323	C	
4783	E.A3.73.763	Pipe, assembly, from supply tee bulkhead connection to nosewheel undercarriage door jack flexible connection "down" line	1	DTD.323	C	
4495	E.A3.73.769	Pipe, assembly, from supply and sequence valve tee piece to nosewheel undercarriage door jack flexible coupling, doors "closed" line	1	DTD.323	C	
5516	E.A3.73.771	Pipe, assembly, from sequence valve and thermal relief valve tee to nosewheel door jack flexible connection "open" line	1	DTD.323	C	
981	EEAS.20/2DR	Tab, locking ... ..	8	L.72	C	
5259	EEAS.21/2ERH	Washer, special ... ..	25	L.72	C	
	E.A9.73.617	<b>PIPES, HYDRAULIC, ON FRAME 12, ASSEMBLY</b> Spares for:—	—	—	—	
1880	EEAS.91/1	Clip, pipe, double, 1/4" o/d ... ..	1	L.16	C	
5258	EEAS.143/6H	Clip, pipe, single, 1/4" o/d, bonding ... ..	10	L.72	C	
1634	E.A3.73.227	Pipe, assembly, from connecting tee on frame 12, to non-return valve, supply line	1	DTD.323	C	
1635	E.A3.73.229	Pipe, assembly, from accumulator tee coupling to running coupling for pipe through frame 12	1	DTD.323	C	
1608	E.A3.73.231	Pipe, assembly, from non-return valve to accumulator tee coupling	1	DTD.323	C	
1610	E.A3.73.235	Pipe, assembly, from non-return valve to accumulator tee connection	1	DTD.323	C	
5259	EEAS.21/2ERH	Washer, special ... ..	15	L.72	C	
	E.A9.73.635	<b>PIPES, HYDRAULIC, FROM RESERVOIR TO FRAME 12 AND PRESSURE BULKHEAD, ASSEMBLY</b> Spares for:—	—	—	—	
	E.A9.73.663	Box, oil collector ... ..	1	—	—	
5260	EEAS.143/5H	Clip, pipe, single, 3/16" o/d, bonding ... ..	5	L.72	C	
5258	EEAS.143/6H	Clip, pipe, single, 1/4" o/d, bonding ... ..	8	L.72	C	
5348	EEAS.143/8H	Clip, pipe, single, 3/8" o/d, bonding ... ..	6	L.72	C	
12101	EEAS.143/17H	Clip, pipe, single, 1/4" o/d, bonding ... ..	1	L.72	C	

**SERVICES  
HYDRAULIC EQUIPMENT IN FRONT FUSELAGE**

Ref. No.	Part No.	Description	off	Matl. Spec.	Cl. of Equip.		Plate No.
					M.R.	L.M.	
		1 2 3 4 5 6					
5544	EEAS.143/21H	Clip, pipe, single, $\frac{1}{2}$ " o/d, bonding ... ..	7	L.72		C	
5521	EEAS.143/24H	Clip, pipe, single, $\frac{3}{4}$ " o/d, bonding ... ..	4	L.72		C	
806	E.A1.73.177	Coupling, tee, $\frac{3}{8}$ " x $\frac{3}{8}$ " x $\frac{3}{8}$ ", reservoir brake return line	1	DTD.683		C	
719	E.A1.73.239	<b>FILTER, CABIN BLOWER, NON-RETURN VALVE, GROUP</b> Consisting of:—	1	—		B	
	E.A1.73.241	Body, filter ... ..	1	DTD.683		—	
28N/12602	AGS.2030/16	Circlip, internal ... ..	1	—		C	
5036	E.A1.73.243	Gauze, 200 mesh ... ..	1	Brass		C	
1128	EEAS.69/2	Gasket, bulkhead fitting for non-return valve and filter at pressure bulkhead	1	Neo-K-Tex		C	
22807	E.A9.73.181	Pipe, assembly, from reservoir banjo connection to coupling at frame 12, engine driven pump suction line	1	L. 56		C	
	E.A9.73.183	Pipe, assembly, from coupling at frame 12 to reservoir return line tee	1	L.56		—	
	E.A9.73.185	Pipe, assembly, from return line tee to reservoir	1	L.56		—	
	E.A9.73.189	Pipe, assembly, from coupling on equipment floor to reservoir filler tee	1	L.56		—	
	E.A9.73.193	Pipe, assembly, from filler tee to reservoir pressure relief valve	1	L.56		—	
12434	E.A9.73.195	Pipe, assembly, from filler connection to reservoir relief valve tee	1	L.56		—	
	E.A9.73.197	Pipe, assembly, from reservoir to relief valve ...	1	L.56		—	
	E.A9.73.199	Pipe, assembly, from coupling on equipment floor to collector box on pressure bulkhead	1	L.56		—	
22814	E.A9.73.201	Pipe, assembly, from cabin pressure non-return valve to reservoir	1	L.56		C	
	E.A9.73.585	Pipe, assembly, from brake return tee to tee coupling in reservoir main return line	1	L.56		—	
	E.A9.73.607	Pipe, assembly, from equipment floor to reservoir brake return tee	1	L.56		—	
	E.A9.73.609	Pipe, assembly, from reservoir to coupling on equipment floor, hand pump suction line	1	L.56		—	
	E.A9.73.611	Pipe, assembly, from thermal relief valve tee at wheel well wall to hydraulic reservoir, brake return line tee	1	DTD.323		—	
981	EEAS.20/2DR	Tab, locking ... ..	4	L.72		C	
3412	EEAS.20/3DR	Tab, locking ... ..	8	L.72		C	
5259	EEAS.21/2ERH	Washer, special ... ..	19	L.72		C	
22371	EEAS.21/9ERH	Washer, special ... ..	12	L.72		C	
	E.A9.73.637	<b>PIPES, HYDRAULIC, BETWEEN FRAME 12A AND PRESSURE BULKHEAD, ASSEMBLY</b> Spares for:—	—	—		—	
	E.A9.73.599	Bracket, electrical cable support at frames 11 and 12A	2	DTD.124		LM	

**SERVICES**  
**HYDRAULIC EQUIPMENT IN FRONT FUSELAGE**

Ref. No.	Part No.	Description	No. off	Matl. Spec.	Cl. of Equip.		Plate No.
					M.R.	L.M.	
		1 2 3 4 5 6					
	E.A9.73.601	Bracket, electrical cable support at frame 10 ...	2	DTD.124	LM		
1880	EEAS.91/1	Clip, pipe, double, 1/4" o/d ...	3	L.16	C		
5260	EEAS.143/5H	Clip, pipe, single, 3/8" o/d, bonding ...	4	L.72	C		
12610	EEAS.143/16H	Clip, pipe, single, 3/8" o/d, bonding ...	5	L.72	C		
	E.A9.73.587	Fairlead, at frames 10, 11 and 12A ...	3	LFS.21	—		
	E.A9.73.593	Fairlead, aft of frame 9 ...	1	LFS.21	—		
5853	EEAS.69/1	Gasket, bulkhead connection, 1"1 dia. ...	1	Neo-K-Tex	C		
1128	EEAS.69/2	Gasket, bulkhead connection, 1"3 dia. ...	4	Neo-K-Tex	C		
1620	EEAS.69/4	Gasket, bulkhead connection, 1"7 dia. ...	1	Neo-K-Tex	—		
	EEAS.69/6	Gasket, bulkhead connection, 1"9 dia. ...	1	Neo-K-Tex	—		
734	E.A3.73.243	Pipe, assembly, from coupling at wheel well wall to coupling aft of frame B, nosewheel "up" line	1	DTD.323	C		
735	E.A3.73.245	Pipe, assembly, from coupling at wheel well wall to coupling aft of frame B, nosewheel "down" line	1	DTD.323	C		
	E.A9.73.245	Pipe, assembly, from pressure bulkhead connection to non-return valve hand pump pressure line	1	DTD.323	—		
	E.A9.73.247	Pipe, assembly, from coupling at pressure bulkhead to coupling aft of frame A, brake pressure line	1	DTD.323	—		
	E.A9.73.249	Pipe, assembly, from coupling at pressure bulkhead to coupling aft of frame A, starboard brake line	1	DTD.323	—		
	E.A9.73.251	Pipe, assembly, from coupling at pressure bulkhead to coupling aft of frame A, starboard brake line	1	DTD.323	—		
	E.A9.73.257	Pipe, assembly, from connection at pressure bulkhead to coupling aft of frame 12A, pressure gauge line	1	DTD.323	—		
	E.A9.73.279	Pipe, assembly, from non-return valve forward of frame 12A, to connection aft of frame 12A, hand pump pressure line	1	DTD.323	—		
	E.A9.73.619	Pipe, assembly, from connection at pressure bulkhead to oil filter	1	L.56	—		
	E.A9.73.621	Pipe, assembly, from filter to equipment floor connection between frames 11 and 12A, hand pump suction line	1	L.56	—		
981	EEAS.20/2DR	Tab, locking ...	10	L.72	C		
3412	EEAS.20/3DR	Tab, locking ...	4	L.72	C		
12435	E.A9.73.581	Union, reducing, air filter ...	1	DTD.323	B		
5259	EEAS.21.2ERH	Washer, special ...	7	L.72	C		
22371	EEAS.21/9ERH	Washer, special ...	4	L.72	—		

Ref. No.	Part No.	Description						No. off	Matl. Spec.	Cl. of Equip.	Plate No.
		1	2	3	4	5	6			M.R. L.M.	

9

*7/9/11*  
**Pages 1481 to 1500 not issued**



**SERVICES**  
**HYDRAULIC EQUIPMENT IN FRONT FUSELAGE**

Ref. No.	Part No.	Description	No. off	Matl. Spec.	Cl. of Equip.	Plate No.
					M.R. L.M.	
		1 2 3 4 5 6				
<b>SUMMARY OF STOCK ITEMS USED ON HYDRAULIC EQUIPMENT IN FRONT FUSELAGE, ASSEMBLY</b>						
28F/8011809	AGS.1104/B	Adapter, cone	...	...		C
28F/9439107	AGS.1105/F	Adapter, union	...	...		C
28F/1013599	AGS.1142/A	Adapter, nipple	...	...		C
28F/8011896	AGS.1142/C	Adapter, nipple	...	...		C
28F/9129085	AGS.1102/A	Body, cone, union	...	...		C
28F/8011883	AGS.1102/B	Body, cone, union	...	...		C
28F/9439765	AGS.1102/D	Body, cone, union	...	...		C
28F/11852	AGS.1111/A	Body, union, bulkhead	...	...		C
28F/1013402	AGS.1111/B	Body, union, bulkhead	...	...		C
28F/9714	AGS.1111/C	Body, union, bulkhead	...	...		C
28F/11231	AGS.1111/D	Body, union, bulkhead	...	...		C
28F/9157486	AGS.1112/F	Body, union, bulkhead	...	...		C
28F/9140973	AGS.1129/C	Body, banjo, single end cone	...	...		C
28F/11170	AGS.1129/D	Body, banjo, single end cone	...	...		C
28F/9439017	AGS.1134/C	Body, banjo	...	...		C
28D/1010658	A25/1B	Bolt, 4 BA, hex. head, 0"5 long	...	...		C
28D/1008149	A25/2B	Bolt, 4 BA, hex. head, 0"6 long	...	...		C
28D/9436920	A25/1C	Bolt, 2 BA, hex. head, 0"55 long	...	...		C
28D/9133011	A25/2C	Bolt, 2 BA, hex. head, 0"65 long	...	...		C
28D/9133012	A25/3C	Bolt, 2 BA, hex. head, 0"75 long	...	...		C
28D/1011019	A25/8C	Bolt, 2 BA, hex. head, 1"25 long	...	...		C
28D/9140644	A25/9C	Bolt, 2 BA, hex. head, 1"35 long	...	...		C
28D/9140645	A25/10C	Bolt, 2 BA, hex. head, 1"45 long	...	...		C
28D/9435710	A25/11C	Bolt, 2 BA, hex. head, 1"55 long	...	...		C
28D/9140647	A25/14C	Bolt, 2 BA, hex. head, 1"85 long	...	...		C
28D/1011248	A25/16E	Bolt, 1/2" BSF, hex. head, 2"1 long	...	...		C
28D/1212939	A61/1C	Bolt, 2 BA, hex. head, 0"55 long	...	...		C
28D/1212940	A61/2C	Bolt, 2 BA, hex. head, 0"65	...	...		C
28F/9423229	AGS.1135/C	Bolt, banjo	...	...		C
28F/9423231	AGS.1135/D	Bolt, banjo	...	...		C
28N/3720	AGS.607	Cap, filler	...	...		C
28N/3721	AGS.607/D	Chain	...	...		C
28F/1011798	AGS.1103/F	Coupling	...	...		C
28F/1013599	AGS.1142/A	Nipple, adapter	...	...		C
28F/8011885	AGS.1142/B	Nipple, adapter	...	...		C
28F/8011896	AGS.1142/C	Nipple, adapter	...	...		C
28M/9403519	A27/BP	Nut, 4 BA, plain	...	...		C
28M/1006504	A27/BT	Nut, 4 BA, thin	...	...		C
28M/9403520	A27/CP	Nut, 2 BA, plain	...	...		C
28M/9129524	A29/BP	Nut, 4 BA, plain	...	...		C
28M/13324	A29/CP	Nut, 2 BA, plain	...	...		C
28M/1278189	AGS.2001/B/1	Nut, stiff, 4 BA	...	...		C
28M/1278190	AGS.2001/C/1	Nut, stiff, 2 BA	...	...		C
28M/9480017	AGS.2001/E/1	Nut, stiff, 1/4" BSF	...	...		C
28P/1012221	SP.4Y/B12	Pin, shackle	...	...		C
28P/9527619	SP.90/C7	Pin, split	...	...		C
28N/5679	AGS.607/C	Plate	...	...		C
28F/9152415	AGS.1115/1	Plate, washer	...	...		C
28F/9128928	AGS.1115/2	Plate, washer	...	...		C
28F/9128929	AGS.1115/4	Plate, washer	...	...		C
28F/10603	AGS.1115/6	Plate, washer	...	...		C
28F/11491	AGS.1115/8	Plate, washer	...	...		C

**SERVICES**  
**HYDRAULIC EQUIPMENT IN FRONT FUSELAGE**

Ref. No.	Part No.	Description						No. off	Matl. Spec.	Cl. of Equip.	Plate No.
		1	2	3	4	5	6			M.R. L.M.	
28N/3724	AGS.608/B	Ring, locking	...	...	...	...	...	...		C	
28F/9428452	AGS.1186/A	Seal, bonded	...	...	...	...	...	...		C	
28F/9428453	AGS.1186/B	Seal, bonded	...	...	...	...	...	...		C	
28F/9429532	AGS.1186/C	Seal, bonded	...	...	...	...	...	...		C	
28F/9428455	AGS.1186/D	Seal, bonded	...	...	...	...	...	...		C	
28F/9428456	AGS.1186/F	Seal, bonded	...	...	...	...	...	...		C	
28F/9128943	AGS.1114/A	Sleeve, flanged bulkhead	...	...	...	...	...	...		C	
28F/8011811	AGS.1118/B	Tee, cone	...	...	...	...	...	...		C	
28F/9488812	AGS.1120/8	Tee, cone	...	...	...	...	...	...		C	
28F/9710	AGS.1107/E	Union, reducing	...	...	...	...	...	...		C	
28W/9419465	SP.13/B	Washer, 4 BA, plain	...	...	...	...	...	...		C	
28W/9419402	SP.13/C	Washer, 2 BA, plain	...	...	...	...	...	...		C	
28W/9419475	SP.15/C	Washer, 2 BA, plain	...	...	...	...	...	...		C	
28W/9416642	SP.47/B	Washer, 4 BA, spring	...	...	...	...	...	...		C	
28W/9416643	SP.47/C	Washer, 2 BA, spring	...	...	...	...	...	...		C	
28W/9416644	SP.47/E	Washer, 1" BSF, spring	...	...	...	...	...	...		C	
28W/9416645	SP.47/G	Washer, 1 1/2" BSF, spring	...	...	...	...	...	...		C	
28N/3722	AGS.607/B	Washer, leather	...	...	...	...	...	...		C	

NOTE:— Pages 1503 and 1504 not issued

**SERVICES**  
**HYDRAULIC EQUIPMENT IN CENTRE FUSELAGE**

Ref. No.	Part No.	Description						off	Matl. Spec.	Cl. of Equip. M.R. L.M.	Plate No.
		1	2	3	4	5	6				
	E.A9.73.691	<b>HYDRAULIC EQUIPMENT IN CENTRE FUSELAGE, ASSEMBLY (MOD. 2304)</b>						—	—	—	
		Spares for:—									
		<b>HYDRAULIC EQUIPMENT, CIRCUIT, ASSEMBLY (E.A9.73.689) (MOD. 2304)</b>						—	—	—	
		Spares for:—									
27BM/24	MESSIER 8076/52	<b>Divider</b> , flow ... ..						2	—	A	
27B/1877	VOKES E30L/1"/7915	<b>Filter</b> ... ..						1	—	A	
6A/2693	†	<b>Gauge</b> , pressure ... ..						1	—	A	
27Q/70192	DOWTY 1.00522.001	<b>Jack</b> , bomb door, front, assembly (E.A3.73.643) (For spares see A.P.4515B, Vol. 3) (Mod. 3282)						1	—	A	
27Q/70193	DOWTY 1.00523.001	<b>Jack</b> , bomb door, rear, assembly (E.A3.73.641) (For spares see A.P.4515B, Vol. 3) (Mod. 3282)						1	—	A	
27Y/108	ELECTRO HYDS. 7391	<b>Relay</b> , pressure gauge ... ..						1	—	A	
27Q/1104	DOWTY 408Y.AN	<b>Selector</b> and non-return valve for flap and air brake isolation (Pre-Mod. 3937)						1	—	A	
27Q/70283	DOWTY 408Y/Mk.BN	<b>Selector</b> and non-return valve for flap and air brake isolation (Mod. 3937)						1	—	A	
27Q/790	DOWTY C.1034Y/Q	<b>Valve</b> , pressure relief, flaps "down" ... .. (For spares see A.P.4515B, Vol. 3)						1	—	A	
27Q/781	DOWTY C.408Y/Mk.L	<b>Valve</b> , rotary control, air brakes (Pre-Mod. 3937)						1	—	A	
27Q/70280	DOWTY 408Y/Mk.BL	<b>Valve</b> , rotary control, air brakes (Mod. 3937) ...						1	—	A	
27Q/782	DOWTY C.1183Y/Mk.B	<b>Valve</b> , rotary control, nosewheel (Pre-Mod. 3937) (For spares see A.P.4515B, Vol. 3)						1	—	A	
27Q/70287	DOWTY Q.1183Y/BO2	<b>Valve</b> , rotary control, nosewheel (Mod. 3937) ... (For spares see A.P.4515B, Vol. 3)						1	—	A	
27Q/1216	DOWTY C.4603Y/Mk.E	<b>Valve</b> , thermal relief ... ..						7	—	A	
27W/10	LOCKHEED UMC.706 Issue 3	<b>Valve</b> , non-return, $\frac{3}{8}$ " BSP (Pre-Mod. 3368) ...						1	—	A	
27W/17	LOCKHEED UMC.706 Issue 4	<b>Valve</b> , non-return, $\frac{3}{8}$ " BSP (Mod. 3368) ... ..						1	—	A	
28Y/15486	H. PRESSURE COMP'S GYP.A.58	<b>Valve</b> , charging ... ..						1	—	C	
27BM/22	MESSIER 6330	<b>Valve</b> , solenoid operated ... ..						1	—	A	
27Q/778	DOWTY D.657Y	<b>Valve</b> , restrictor ... ..						1	—	A	
27Q/1105	DOWTY 5240Y	<b>Valve</b> , non-return, flap and air brake isolation ...						1	—	A	

**SERVICES**  
**HYDRAULIC EQUIPMENT IN CENTRE FUSELAGE**

Ref. No.	Part No.	Description	off	Matl. Spec.	Cl. of Equip.		Plate No.
					M.R.	L.M.	
		1	2	3	4	5	6
	E.A9.73.261	<b>MOUNTING OF ROTARY CONTROL VALVES AND ACTUATORS FOR UNDERCARRIAGE AND BOMB DOORS, ASSEMBLY</b>	—	—	—		
	E.E. CO. LTD. BRADFORD TYPE 204 Mk. 6	<b>ACTUATOR, UNDERCARRIAGE ROTARY CONTROL VALVE, ASSEMBLY</b>	1	—	—		
		Spares for:—					
		Consisting of:—					
5W/328	AED.200152	Actuator, Type 200, Mk. 1 ... ..	1	—	A		
5W/338	—	Adaptor, mounting, c/w label ... ..	1	—	C		
	DOWTY						
27Q/779	C.408Y/Mk. Q	Valve (Pre-Mod. 3937) ... ..	1	—	A		
	DOWTY						
27Q/70281	408Y/Mk.BQ	Valve (Mod. 3937) ... ..	1	—	A		
30A/9437135	†	Wire, locking, 22 SWG ... ..	QR	—	C		
	E.E. CO. LTD. BRADFORD TYPE 206 Mk. 6	<b>ACTUATOR, BOMB DOOR ROTARY CONTROL VALVE, ASSEMBLY</b>	1	—	—		
		Consisting of:—					
5W/328	AED.200152	Actuator, Type 200, Mk. 1 ... ..	1	—	A		
5W/340	†	Bracket, mounting, c/w label ... ..	1	—	B		
	DOWTY						
27Q/780	C.408Y/Mk.R	Valve (Pre-Mod. 3937) ... ..	1	—	A		
	DOWTY						
27Q/70282	408Y/Mk.BR	Valve (Mod. 3937) ... ..	1	—	A		
30A/9437135	†	Wire, locking, 22 SWG ... ..	QR	—	C		
5260	EEAS.143/5H	Clip, pipe, single, 1/4" o/d., bonding ... ..	8	L.72	C		
5258	EEAS.143/6H	Clip, pipe, single, 1/4" o/d., bonding ... ..	2	L.72	C		
5348	EEAS.143/8H	Clip, pipe, single, 3/8" o/d., bonding ... ..	7	L.72	C		
5544	EEAS.143/21H	Clip, pipe, single, 1/2" o/d., bonding ... ..	2	L.72	C		
5521	EEAS.143/24H	Clip, pipe, single, 1/4" o/d., bonding ... ..	1	L.72	C		
5945	E.B6.73.67	Pipe, assembly, from supply tee joint to undercarriage selector non-return valve	1	DTD.323	C		
5946	E.B6.73.69	Pipe, assembly, from pressure relief valve tee to undercarriage and bomb door selector tee, hand pump pressure line	1	DTD.323	C		
16505	E.B6.73.121	Pipe, assembly, from selector to undercarriage door jack tee "up" line	1	DTD.323	C		
16506	E.B6.73.123	Pipe, assembly, from undercarriage selector unit to door jack junction tee "down" line	1	DTD.323	C		
12124	E.B6.73.149	Pipe, assembly, between bomb door selector unit and undercarriage selector tee	1	DTD.323	C		
12440	E.A9.73.169	Pipe, assembly, from bomb door selector to running coupling aft of frame 19 "closed" line	1	DTD.323	C		
12441	E.A9.73.171	Pipe, assembly, from bomb door selector to running coupling aft of frame 19 "open" line	1	DTD.323	C		
1699	E.A3.73.333	Pipe, assembly, from undercarriage selector to thermal relief valve tee nosewheel "up" line	1	DTD.323	C		
775	E.A3.73.337	Pipe, assembly, from undercarriage selector to thermal relief valve tee nosewheel "down" line	1	DTD.323	C		

**SERVICES  
HYDRAULIC EQUIPMENT IN CENTRE FUSELAGE**

Ref. No.	Part No.	Description	No. off	Matl. Spec.	Cl. of Equip.	Plate No.
					M.R. L.M.	
		1 2 3 4 5 6				
776	E.A3.73.339	Pipe, assembly, from bomb door selector to forward bomb door jack thermal relief valve coupling tee "closed" line	1	DTD.323	C	
778	E.A3.73.343	Pipe, assembly, from bomb door selector to forward bomb door jack thermal valve coupling tee "open" line	1	DTD.323	C	
780	E.A3.73.347	Pipe, assembly, from undercarriage selector to tee coupling for hand pump in return line	1	L.56	C	
781	E.A3.73.349	Pipe, assembly, between undercarriage bomb door selector tee couplings in reservoir return line	1	L.56	C	
782	E.A3.73.351	Pipe, assembly, from bomb door selector to tee coupling at frame 15 in reservoir return line	1	L.56	C	
783	E.A3.73.353	Pipe, assembly, from bomb door selector to tee in reservoir return line	1	L.56	C	
1701	E.A3.73.355	Pipe, assembly, from coupling aft of frame 15 to coupling aft of frame 19, port brake	1	L.56	C	
5259	EEAS.21/2ERH	Washer, special ... ..	17	L.72	C	
	E.A3.73.399	<b>MOUNTING OF ROTARY CONTROL VALVE AND ACTUATOR FOR WING FLAPS, ASSEMBLY (MOD. 2304)</b> Spares for:—	—	—	—	
	E. E. Co. Ltd. BRADFORD TYPE 205 Mk. 6	<b>ACTUATOR AND HYDRAULIC VALVE FOR FLAPS, ASSEMBLY</b> Consisting of:—	1	—	—	
5W/328	A.E.D.200152	Actuator, Type 200, Mk. 1 ... ..	1	—	A	
5W/339	†	Bracket, mounting, c/w label ... ..	1	—	B	
27Q/781	C.408Y/Mk. L DOWTY	Valve (Pre-Mod. 3937) ... ..	1	—	A	
27Q/70280	408Y/Mk. BL	Valve (Mod. 3937) ... ..	1	—	A	
30A/3310	†	Wire, locking, 24 SWG ... ..	QR	—	C	
5526	EEAS.91/3	Clip, pipe, double, 3/8" o/d. ... ..	1	L.72	C	
5348	EEAS.143/8H	Clip, pipe, single, 3/8" o/d., bonding ... ..	20	L.72	C	
784	E.A3.73.423	Pipe, assembly, from selector to running coupling aft of frame 18, flaps "up" line	1	DTD.323	C	
785	E.A3.73.425	Pipe, assembly, from selector to running coupling aft of frame 18, flaps "down" line	1	DTD.323	C	
1718	E.A3.73.427	Pipe, assembly, connecting, port and starboard undercarriage door, jacks "closed" line	1	DTD.323	C	
1721	E.A3.73.429	Pipe, assembly, from flap selector to air brake tee in reservoir return line	1	DTD.323	C	
788	E.A3.73.431	Pipe, assembly, from flap selector tee to joint in reservoir return line	1	L.56	C	
786	E.A3.73.433	Pipe, assembly, from flap selector to flap and air brake tee in reservoir return line	1	L.56	C	
787	E.A3.73.437	Pipe, assembly, from air brake selector tee to flap selector non-return valve	1	DTD.323	C	
1720	E.A3.73.439	Pipe, assembly, air brake selector pressure line	1	DTD.323	C	
3495	E.A3.73.645	Pipe, assembly, from air brake selector tee in reservoir return line	1	L.56	C	
5259	EEAS.21/2ERH	Washer, special ... ..	23	L.72	C	

**SERVICES**  
**HYDRAULIC EQUIPMENT IN CENTRE FUSELAGE**

Ref. No.	Part No.	Description	No. off	Matl. Spec.	Cl. of Equip.	Plate No.
					M.R. L.M.	
		1 2 3 4 5 6				
	E.A1.73.113	<b>MOUNTING, NOSEWHEEL GROUND SELECTOR, ASSEMBLY</b>	—	—	—	
		Spares for:—				
3414	E.A1.73.395	Bracket, nosewheel selector mounting ... ..	1	L.72	C	
3506	E.A1.73.391	<b>LEVER, GROUND SELECTOR NOSEWHEEL, GROUP</b>	1	—	C	
		Spares for:—				
858	E.A1.73.233	Spring, tension, 20 SWG ... ..	1	—	C	
	DOWTY					
27Q/782	C.1183Y Mk. B	Valve, rotary control (Pre-Mod. 3937) (For spares see A.P.4515B, Vol. 3)	1	—	A	
	DOWTY					
27Q/70287	O.1183Y/B02	Valve, rotary control (Mod. 3937) (For spares see A.P.4515B, Vol. 3)	1	—	A	
	E.A9.73.657	<b>PIPES, HYDRAULIC, AT REAR BOMB BAY DOOR OPERATING JACK, ASSEMBLY</b>	—	—	—	
		Spares for:—				
5348	EEAS.143/8H	Clip, pipe, single, 3/8" o/d., bonding ... ..	9	L.72	C	
	E.B6.73.253	<b>PIPES, SPIRAL, BOMB DOOR JACKS, ASSEMBLY (MOD. 2121)</b>	—	—	—	
		Spares for:—				
26486	E.B6.73.609	Adaptor, assembly ... ..	1	—	C	
26488	E.B6.73.613	Fairlead ... ..	1	LFS.21	C	
26482	E.B6.73.601	Pipe, assembly, coiled, rear bomb door operating jack "closed" line	1	DTD.323	C	
33022	E.B6.73.625	Pipe, assembly, coiled, rear bomb door operating jack "open" line (Mod. 3507)	1	DTD.323	C	
26494	EEAS.21/9BRH	Washer, special ... ..	3	L.72	C	
830	E.A3.73.555	Pipe, assembly, from running coupling aft of frame 28 to rear bomb operating jack flexible coupling "closed" connection	1	DTD.323	C	
831	E.A3.73.557	Pipe, assembly, from running coupling aft of frame 28 to rear bomb door operating jack flexible coupling "open" line connection	1	DTD.323	C	
5259	EEAS.21/2ERH	Washer, special ... ..	9	L.72	C	
	E.B6.73.171	<b>PIPES, HYDRAULIC, BETWEEN FRAMES 15 AND 16, STARBOARD, ASSEMBLY</b>	—	—	—	
		Spares for:—				
2446	E.A3.73.221	Bracket, relay valve, mounting ... ..	1	T.45	C	
5348	EEAS.143/8H	Clip, pipe, single, 3/8" o/d., bonding ... ..	1	L.72	C	
5544	EEAS.143/21H	Clip, pipe, single, 1/2" o/d., bonding ... ..	3	L.72	C	
5521	EEAS.143/24H	Clip, pipe, single, 3/4" o/d., bonding ... ..	2	L.72	C	
15145	E.B6.73.139	Pipe, assembly, from non-return valve between frames 15 and 16 to bomb door selector tee return line	1	L.56	C	
5259	EEAS.21/2ERH	Washer, special ... ..	10	L.72	C	

**SERVICES**  
**HYDRAULIC EQUIPMENT IN CENTRE FUSELAGE**

Ref. No.	Part No.	Description	off	Matl. Spec.	Cl. of Equip.	Plate No.
					M.R. L.M.	
		1 2 3 4 5 6				
	E.A3.73.395	<b>PIPES, HYDRAUL/C, FRAMES 27 TO 28, ASSEMBLY (MOD. 2304)</b>	—	—	—	
		Spares for:—				
5258	EEAS.143/6H	Clip, pipe, single, 1/4" o/d., bonding ... ..	12	L.72	C	
828	E.A1.73.205	Fairlead, at pipe entry to wing, forward of frame 28, flaps "up" and "down"	2	LFS.21	C	
27578	E.B6.73.619	Piece, distance ... ..	1	—	C	
2003	E.A3.73.513	Pipe, assembly, from flaps "down" supply line tee to running coupling between wing ribs 1 and 2, starboard	1	DTD.323	C	
2004	E.A3.73.515	Pipe, assembly, from flaps "down" supply line tee to running coupling between wing ribs 1 and 2, port	1	DTD.323	C	
2005	E.A3.73.517	Pipe, assembly, from flaps "up" supply line tee to running coupling between wing ribs 1 and 2, starboard	1	DTD.323	C	
2006	E.A3.73.519	Pipe, assembly, from flaps "up" supply line tee to running coupling between wing ribs 1 and 2, port	1	DTD.323	C	
5259	EEAS.21/2ERH	Washer, special ... ..	16	L.72	C	
	E.A3.73.404	<b>PIPES, HYDRAULIC, BETWEEN FRAMES 17 AND 18, STARBOARD, ASSEMBLY (MOD. 2304)</b>	—	—	—	
		Spares for:—				
5526	EEAS.91/3	Clip, pipe, double, 3/8" o/d. ... ..	2	L.16	C	
5348	EEAS.143/8H	Clip, pipe, single, 3/8" o/d., bonding ... ..	5	L.72	C	
	E.A9.73.741	Pipe, assembly, between tee piece forward and aft of frame 17	1	DTD.323	—	
980	EEAS.20/1DR	Tab, locking ... ..	1	L.72	C	
5259	EEAS.21/2ERH	Washer, special ... ..	7	L.72	C	
	E.A9.73.467	<b>PIPES, HYDRAULIC, FRAME 19 TO FRAME 28 BOMB BAY, ASSEMBLY</b>	—	—	—	
		Spares for:—				
5522	EEAS.91/3H	Clip, pipe, double, 3/8" o/d., bonding ... ..	1	L.72	C	
5348	EEAS.143/8H	Clip, pipe, single, 3/8" o/d., bonding ... ..	42	L.72	C	
13160	E.B6.73.333	Pipe, assembly, from running joint aft of frame 19, to running joint aft of frame 23, rear bomb door jack, doors "open" line	1	DTD.323	C	
13162	E.B6.73.335	Pipe, assembly, from running joint aft of frame 19, to running joint aft of frame 28, rear bomb door jack, doors "closed" line	1	DTD.323	C	
5259	EEAS.21/2ERH	Washer, special ... ..	56	L.72	C	
	E.A9.73.693	<b>PIPES, HYDRAULIC, FRAME 18 to 19, ASSEMBLY (MOD. 2304)</b>	—	—	—	
		Spares for:—				
829	E.A1.73.181	Clip, special, thermal relief valve ... ..	1	—	C	
805	E.A1.73.175	Clip, special, pressure relief valve ... ..	2	—	C	
4965	EEAS.143/5	Clip, pipe, single, 1/8" o/d. ... ..	4	L.72	C	
5258	EEAS.143/6H	Clip, pipe, single, 1/4" o/d., bonding ... ..	2	L.72	C	
5348	EEAS.143/8H	Clip, pipe, single, 3/8" o/d., bonding ... ..	6	L.72	C	
820	E.A3.73.443	Pipe, assembly, from running coupling aft of frame 18 to restrictor valve, wing flaps "down" line	1	DTD.323	C	

**SERVICES  
HYDRAULIC EQUIPMENT IN CENTRE FUSELAGE**

Ref. No.	Part No.	Description						off	Matl. Spec.	Cl. of Equip. M.R. L.M.	Plate No.
		1	2	3	4	5	6				
821	E.A3.73.445	Pipe, assembly, from restrictor valve to tee at frame 19, wing flaps "down" line						1	DTD.323	C	
1997	E.A3.73.447	Pipe, assembly, from restrictor and pressure reducing valve tee at frame 19 to flap operating jacks supply tee						1	DTD.323	C	
822	E.A3.73.449	Pipe, assembly, from pressure relief valve to tee at frame 19, wing flaps "down" line						1	DTD.323	C	
823	E.A3.73.451	Pipe, assembly, from running coupling aft of frame 18 to thermal relief valve tee, flaps "down" line						1	DTD.323	C	
1998	E.A3.73.453	Pipe, assembly, from thermal relief valve tee to jack connection pipe tee aft of frame 27, wing flaps "up" line						1	DTD.323	C	
824	E.A3.73.455	Pipe, assembly, from connecting tee in wing flaps "up" line to thermal relief valve						1	DTD.323	C	
4518	E.A3.73.657	Pipe, assembly, from air brake selector and air brake thermal relief valve 4-way coupling forward of frame 19 to reducing coupling forward of frame 20, port return line						1	L.56	C	
4520	E.A3.73.659	Pipe, assembly, from pressure relief valve to thermal relief valve tee, wing flaps "down" line						1	L.56	C	
4521	E.A3.73.661	Pipe, assembly, from pressure relief valve and thermal relief valve tee to flap selector tee reservoir return line						1	L.56	C	
4517	E.A3.73.663	Pipe, assembly, from pressure relief valve tee to thermal relief valve						1	DTD.323	C	
12030	EEAS.21/2ER	Washer, special ... ..						14	L.56	C	
	E.A9.73.481	<b>PIPES, HYDRAULIC, BETWEEN FRAMES 20 AND 21, ASSEMBLY</b> Spares for:—						—	—	—	
5260	EEAS.143/5H	Clip, pipe, single, $\frac{1}{4}$ " o/d., bonding ... ..						19	—	C	
5258	EEAS.143/6H	Clip, pipe, single, $\frac{1}{4}$ " o/d., bonding ... ..						13	—	C	
5348	EEAS.143/8H	Clip, pipe, single, $\frac{3}{8}$ " o/d., bonding ... ..						16	—	C	
806	E.A1.73.177	Coupling, tee, special, $\frac{3}{8}$ " x $\frac{3}{8}$ " o/d. x $\frac{1}{8}$ " ... ..						2	—	C	
6520	E.A6.73.65	Fairlead, fuselage to wing pipe support ... ..						2	LFS.21	C	
12005	E.B6.73.33	Pipe, assembly, from tee forward of frame 20 to port wing connection wheel brake pressure line						1	DTD.323	C	
12051	E.B6.73.85	Pipe, assembly, from coupling forward of main spar to starboard wing coupling, wheel brake pressure line						1	DTD.323	C	
12007	E.B6.73.113	Pipe, assembly, from tee coupling aft of frame 20 to starboard wing connection, maxaret unit return line						1	DTD.323	C	
15137	E.B6.73.115	Pipe, assembly, from coupling forward of frame 20 to starboard wing connection, under-carriage "down" pressure line						1	DTD.323	C	

**SERVICES  
HYDRAULIC EQUIPMENT IN CENTRE FUSELAGE**

Ref. No.	Part No.	1	2	3	4	5	6	Description	No. off	Matl. Spec.	Cl. of Equip.	Plate No.
											M.R.	
15138	E.B6.73.127							Pipe, assembly, from tee forward of frame 20 to port wing connection, undercarriage pressure line	1	DTD.323	C	
26109	E.A9.73.685							Pipe, assembly, thermal relief valve tee forward of main spar to air brake flow divider aft of spar, return line (Mod. 1794)	1	DTD.323	C	
15140	E.B6.73.131							Pipe, assembly, from coupling forward of main spar to coupling forward of frame 20, starboard wheel brake line	1	DTD.323	C	
15141	E.B6.73.133							Pipe, assembly, from solenoid cock and thermal relief valve tee to flow divider, air brake jack line	1	DTD.323	C	
12006	E.B6.73.145							Pipe, assembly, from coupling forward of frame 20 to port wing coupling, wheel brake return line	1	DTD.232	C	
12008	E.B6.73.153							Pipe, assembly, from solenoid cock to non-return valve tee aft of frame 20	1	DTD.232	C	
12009	E.B6.73.155							Pipe, assembly, from solenoid cock tee to non-return valve and thermal relief valve tee, aft of frame 20	1	DTD.232	C	
12010	E.B6.73.157							Pipe, assembly, from solenoid cock tee to non-return valve tee aft of frame 20	1	DTD.232	C	
12011	E.B6.73.159							Pipe, assembly, from non-return valve to thermal relief valve tee aft of frame 20	1	DTD.232	C	
12012	E.B6.73.161							Pipe, assembly, from solenoid cock to non-return valve and thermal relief valve tee aft of frame 20	1	DTD.232	C	
26642	E.A9.73.695							Pipe, assembly, from starboard wing connection to tee coupling aft of frame 20, brake return line (Mod. 2304)	1	DTD.323	C	
4516	E.A3.73.655							Pipe, assembly, from coupling forward of frame 20 to port wing connection, thermal relief valve return line	1	DTD.323	C	
5259	EEAS.21/2ERH							Washer, type D ... ..	63	L.72	C	
	E.A9.73.687							<b>PIPES, HYDRAULIC, AIR BRAKE, BETWEEN FRAMES 21 AND 23, ASSEMBLY (MOD. 1794)</b>	—	—	—	
								Spares for:—				
1880	EEAS.91/1							Clip, pipe, double, 1/4" o/d ... ..	1	L.16	C	
5258	EEAS.143/6H							Clip, pipe, single, 1/4" o/d, bonding ... ..	16	L.72	C	
5348	EEAS.143/8H							Clip, pipe, single, 3/8" o/d, bonding ... ..	4	L.72	C	
26104	E.A9.73.675							Pipe, assembly, from flow divider to first running coupling, air brake "on" line, port, forward of frame 22	1	DTD.323	C	
26105	E.A9.73.677							Pipe, assembly, from flow divider to first running coupling, air brake "off" line, port, forward of frame 22	1	DTD.323	C	

**SERVICES**  
**HYDRAULIC EQUIPMENT IN CENTRE FUSELAGE**

Ref. No.	Part No.	Description	No. off	Matl. Spec.	Cl. of Equip.	Plate No.
					M.R. L.M.	
26106	E.A9.73.679	Pipe, assembly, from flow divider to first running coupling, air brake "on" line, starboard, forward of frame 22	1	DTD.323	C	
26107	E.A9.73.681	Pipe, assembly, from flow divider to coupling at centre of frame 23, air brake "off" line	1	DTD.323	C	
26108	E.A9.73.683	Pipe, assembly, from coupling at centre of frame 23 to fuselage/wing coupling, starboard, air brake "off" line	1	DTD.683	C	
981	EEAS.20/2DR	Tab, locking, 20 SWG ... ..	8	L.72	C	
5259	EEAS.21/2ERH	Washer, special ... ..	29	L.72	C	
	E.A9.73.491	<b>PIPES, HYDRAULIC, BETWEEN FRAMES 18 AND 19, PORT, ASSEMBLY</b> Spares for:—	—	—	—	
5258	EEAS.143/6H	Clip, pipe, single, 1/4" o/d, bonding ... ..	8	L.72	C	
5348	EEAS.143/8H	Clip, pipe, single, 3/8" o/d, bonding ... ..	6	L.72	C	
12488	E.A9.73.489	Pipe assembly, from tee forward of frame 20 to tee aft of frame 19, return line	1	DTD.323	C	
5259	EEAS.21/2ERH	Washer, special ... ..	14	L.72	C	
	E.A9.73.497	<b>PIPES, HYDRAULIC, BETWEEN FRAMES 12 AND 13, ASSEMBLY</b> Spares for:—	—	—	—	
835	E.A1.70.61	Clamp, pipe ... ..	1	LFS.21	C	
841	E.A1.73.257	Clamp, pipe, at frame 13, bulkhead ... ..	1	LFS.21	C	
1536	E.A1.73.325	Clamp, pipe, at frame 13, bulkhead ... ..	1	LFS.21	C	
1880	EEAS.91/1	Clip, pipe, double, 1/4" o/d ... ..	2	L.16	C	
5258	EEAS.143/6H	Clip, pipe, single, 1/4" o/d, bonding ... ..	7	L.72	C	
5521	EEAS.143/24H	Clip, pipe, single, 3/4" o/d, bonding ... ..	6	L.72	C	
7770	E.A1.73.129	<b>MOUNTING, "VOKES" FILTER, ON FRAME 13, BULKHEAD, GROUP</b> Spares for:—	1	—	B	
1498	E.A1.73.377	Adaptor, engine suction line pipe to filter ...	2	DTD.683	C	
3393	E.A1.73.393	Clip, filter mounting ... ..	1	L.72	C	
1692	E.A3.73.223	Pipe, assembly, from tee connection to hydraulic brake air pressure gauge at frame 13	1	DTD.323	C	
1609	E.A3.73.233	Pipe, assembly, air, from brake accumulator on frame 12 to air pressure gauge and charging valve tee	1	DTD.323	C	
837	E.A1.73.331	Pipe, assembly, from selector to running coupling in nosewheel "up" line	1	DTD.323	C	
838	E.A1.73.333	Pipe, assembly, from selector to running coupling in nosewheel "down" line	1	DTD.323	C	
840	E.A1.73.337	Pipe, assembly, branch from tee to nosewheel selector seal, hand pump pressure line	1	DTD.323	C	

**SERVICES  
HYDRAULIC EQUIPMENT IN CENTRE FUSELAGE**

Ref. No.	Part No.	Description	No. off	Matl. Spec.	Cl. of Equip.	Plate No.
					M.R. L.M.	
		1 2 3 4 5 6				
1693	E.A3.73.417	Pipe, assembly, from tee connection to compressed air charging valve, hydraulic brake accumulator	1	DTD.323	C	
1694	E.A3.73.419	Pipe, assembly, from coupling at frame 12B to coupling aft of frame 15, port brake	1	DTD.323	C	
1695	E.A3.73.421	Pipe, assembly, from coupling aft of frame 12B to coupling aft of frame 19	1	DTD.323	C	
12937	E.A9.73.653	Pipe, assembly, from tee at frame 15 to running coupling at frame 12, reservoir return line	1	L.56	C	
12936	E.A9.73.655	Pipe, assembly, from "Vokes" filter to connection at transport joint	1	L.56	C	
3094	E.A3.73.637	Pipe, assembly, from non-return valve tee to nose-wheel selector seal tee, hand pump pressure line	1	DTD.323	C	
21854	E.A9.73.651	Pipe, assembly, from connection at frame 13 to "Vokes" filter	1	L.56	C	
5949	E.A3.73.787	Pipe, assembly, pressure gauge, from coupling aft of frame 12 to coupling aft of frame 14	1	DTD.323	C	
981	EEAS.20/2DR	Tab, locking, 20 SWG	2	L.72	C	
5259	EEAS.21/2ERH	Washer, special	22	L.72	C	
	E.A9.73.499	<b>PIPES, HYDRAULIC, BETWEEN FRAMES 13 AND 14 AND FOR FRONT BOMB DOOR JACK, ASSEMBLY</b> Spares for:—	—	—	—	
5348	EEAS.143/8H	Clip, pipe, single, $\frac{3}{8}$ " o/d, bonding	2	L.72	C	
5349	E.A1.73.323	Fairlead	2	LFS.21	C	
	E.B6.73.253	<b>PIPES, SPIRAL, BOMB DOOR JACKS, ASSEMBLY (MOD. 2121)</b> Spares for:—	—	—	—	
26488	E.B6.73.613	Fairlead	2	LFS.21	C	
26484	E.B6.73.605	Pipe, assembly, coiled, front bomb door operating jack "open" line	1	DTD.323	C	
26485	E.B6.73.607	Pipe, assembly, coiled, front bomb door operating jack "closed" line	1	DTD.323	C	
26494	EEAS.21/9BRH	Washer, special	3	L.72	C	
1697	E.A3.73.411	Pipe, assembly, from coupling at frame 13 to operating jack, front bomb door "open" connection	1	DTD.323	C	
1698	E.A3.73.413	Pipe, assembly, from coupling at frame 13 to operating jack, front bomb door "closed" connection	1	DTD.323	C	
5259	EEAS.21/2ERH	Washer, special	1	L.72	C	
	E.A9.73.501	<b>PIPES, HYDRAULIC, BETWEEN FRAMES 16 AND 17, ASSEMBLY</b> Spares for:—	—	—	—	
5348	EEAS.143/8H	Clip, pipe, single, $\frac{3}{8}$ " o/d, bonding	13	L.72	C	
5543	EEAS.143/10H	Clip, pipe, single, $\frac{1}{2}$ " o/d, bonding	2	L.72	C	

**SERVICES**  
**HYDRAULIC EQUIPMENT IN CENTRE FUSELAGE**

Ref. No.	Part No.	1	2	3	4	5	6	Description	No. off	Matl. Spec.	Cl. of Equip.		Plate No.
											M.R.	L.M.	
	EEAS.143/13H							Clip, pipe, single, $\frac{1}{4}$ " o/d, bonding ... ..	1	L.72	—		
5523	EEAS.143/23H							Clip, pipe, single, $\frac{5}{8}$ " o/d, bonding ... ..	11	L.72	C		
30965	E.A3.73.915							Coupling, special (Mod. 2560) ... ..	3	S.91	C		
16510	E.B6.73.197							Fairlead, on fuselage, for pipe entry to starboard wing	1	LFS.21	C		
16511	E.B6.73.199							Fairlead, for pipes at starboard side between frames 16 and 17	2	LFS.21	C		
16512	E.B6.73.203							Fairlead, for suction and delivery pipes entry to wing	1	LFS.21	C		
5952	E.B6.73.75							Pipe, assembly, from ground/flight selector to bomb door selector, pressure line	1	DTD.323	C		
5955	E.B6.73.93							Pipe, assembly, from running coupling aft of frame 16 to running coupling at wing rib 1, starboard, engine driven pump suction line	1	L.56	C		
30977	E.A4.73.271							Pipe, assembly, from running coupling aft of frame 16 to running coupling at starboard wing rib 1, port, engine driven pump delivery line	1	DTD.743	C		
5957	E.B6.73.97							Pipe, assembly, from accumulator non-return valve in starboard wing to junction tee in fuselage aft of frame 16, pressure line	1	DTD.323	C		
5958	E.B6.73.99							Pipe, assembly, from fuselage tee aft of frame 16 to running coupling in starboard wing leading edge, return line	1	DTD.323	C		
12050	E.B6.73.141							Pipe, assembly, from cut-out valve tee to relay gauge non-return valve between frames 15 and 16, return line	1	L.56	C		
16508	E.B6.73.143							Pipe, assembly, from ground/flight selector and non-return valve tee to relay gauge tee	1	DTD.323	C		
6999	E.B6.73.189							Pipe, assembly, from coupling aft of frame 16 to running coupling in port engine driven pump suction line	1	DTD.683	C		
30975	E.A4.73.265							Pipe, assembly, from coupling aft of frame 16 to running coupling in port engine driven pump delivery line	1	DTD.743	C		
792	E.A3.73.375							Pipe, assembly, between running couplings aft of frame 16, engine driven pump suction line	1	L.56	C		
30955	E.A3.73.913							Pipe, assembly, between running couplings aft of frame 16, engine driven pump delivery line	1	DTD.743	C		
794	E.A3.73.383							Pipe, assembly, from engine driven pump suction line tee to coupling at frame 16	1	DTD.323	C		
30957	E.A3.73.911							Pipe, assembly, between running couplings aft of frame 16 in port engine driven pump delivery line	1	DTD.743	C		

**SERVICES  
HYDRAULIC EQUIPMENT IN CENTRE FUSELAGE**

Ref. No.	Part No.	Description	No. off	Matl. Spec.	Cl. of Equip.	Plate No.
					M.R. L.M.	
		1 2 3 4 5 6				
801	E.A3.73.499	Pipe, assembly, from engine driven pump suction line tee to running coupling aft of frame 16, starboard engine	1	L.56	C	
21853	E.A9.73.649	Pipe, assembly, from engine driven pump tee connection in suction line to connection at frame 13	1	L.56	C	
3661	E.A3.73.703	Pipe, assembly, from pressure line tee to ground/flight selector and relay gauge tee	1	DTD.323	C	
3663	E.A3.73.705	Pipe, assembly, from gauge relay tee to ground/flight selector non-return valve, pressure line	1	DTD.323	C	
5959	E.A3.73.779	Pipe, assembly, from ground/flight selector to relay gauge tee	1	DTD.323	C	
5960	E.A3.73.811	Pipe, assembly, from ground/flight selector tee to relay gauge pipe coupling in engine driven pump suction line	1	DTD.683	C	
803	E.A1.73.249	Tee, special ... ..	1	DTD.683	C	
5259	EEAS.21/2ERH	Washer, special ... ..	54	L.72	C	
	E.A9.73.503	<b>PIPES, HYDRAULIC, BETWEEN FRAMES 14 AND 15, ASSEMBLY</b> Spares for:—	—	—	—	
829	E.A1.73.181	Clip, thermal relief valve mounting ... ..	4	—	C	
5260	EEAS.143/5H	Clip, pipe, single, 1/8" o/d, bonding ... ..	2	—	C	
5258	EEAS.143/6H	Clip, pipe, single, 1/4" o/d, bonding ... ..	3	L.72	C	
5348	EEAS.143/8H	Clip, pipe, single, 3/8" o/d, bonding ... ..	6	L.72	C	
5544	EEAS.143/21H	Clip, pipe, single, 1/2" o/d, bonding ... ..	2	L.72	C	
5521	EEAS.143/24H	Clip, pipe, single, 3/4" o/d, bonding ... ..	1	L.72	C	
806	E.A1.73.177	Coupling, special, pipe tee at forward bomb bay door jack	2	DTD.683	C	
1987	E.A1.73.339	Pipe, assembly, from nosewheel selector seal tee to pressure reducing valve	1	DTD.323	C	
1988	E.A1.73.343	Pipe, assembly, from thermal relief valve tee to selector nosewheel "up" connection	1	DTD.323	C	
1989	E.A1.73.345	Pipe, assembly, from thermal relief valve tee to selector, nosewheel "down" connection	1	DTD.323	C	
808	E.A1.73.347	Pipe, assembly, from thermal relief valve to selector, nosewheel "up" supply line	1	DTD.323	C	
809	E.A1.73.349	Pipe, assembly, from thermal relief valve to selector, nosewheel "down" supply line	1	DTD.323	C	
1990	E.A1.73.351	Pipe, assembly, from thermal relief valve tee to forward bomb door jack "open" position	1	DTD.323	C	
1991	E.A1.73.353	Pipe, assembly, from thermal relief valve tee to forward bomb door jack "closed" position	1	DTD.323	C	

**SERVICES  
HYDRAULIC EQUIPMENT IN CENTRE FUSELAGE**


Ref. No.	Part No.	1	2	3	4	5	6	Description	No. off	Matl. Spec.	Cl. of Equip.		Plate No.
											M.R.	L.M.	
810	E.A1.73.355							Pipe, assembly, from forward bomb door jack "open" line thermal relief valve to tee piece	1	DTD.323	C		
811	E.A1.73.357							Pipe, assembly, from forward bomb door jack "closed" line thermal relief valve	1	DTD.323	C		
813	E.A1.73.361							Pipe, assembly, from 4-way connection to undercarriage selector tee in reservoir return line	1	L.56	C		
814	E.A1.73.363							Pipe, assembly, from undercarriage "down" thermal relief valve to junction tee	1	DTD.323	C		
815	E.A1.73.365							Pipe, assembly, from undercarriage "up" thermal relief valve junction tee	1	DTD.323	C		
816	E.A1.73.367							Pipe, assembly, from undercarriage thermal relief valve tee to 4-way connection	1	DTD.323	C		
817	E.A1.73.369							Pipe, assembly, forward bomb door jack thermal relief valves inter-connection	1	DTD.323	C		
818	E.A1.73.371							Pipe, assembly, from forward bomb door jack thermal relief connection tee to thermal relief valve, doors "closed" line	1	DTD.323	C		
819	E.A1.73.373							Pipe, assembly, from 4-way connection to forward bomb door jack thermal relief valves tee	1	DTD.323	C		
5950	E.A3.73.777							Pipe, assembly, from coupling forward of frame 15 to gauge relay	1	DTD.323	C		
5259	EEAS.21/2ERH							Washer, special ... ..	14	L.72	C		
	E.A9.73.505							<b>PIPES, HYDRAULIC, BETWEEN FRAMES 17 AND 18, PORT, ASSEMBLY</b> Spares for:—	—	—	—		
5348	EEAS.143/8H							Clip, pipe, single, 3/8" o/d, bonding ... ..	2	L.72	C		
804	E.A3.73.479							Pipe, assembly, from undercarriage selector tee to undercarriage door jack flexible connection "up" line	1	DTD.323	C		
980	EEAS.20/1DR							Tab, locking, 20 SWG ... ..	1	L.72	C		
5259	EEAS.21/2ERH							Washer, special ... ..	3	L.72	C		
	E.A9.73.507							<b>PIPES, HYDRAULIC, BETWEEN FRAMES 19 AND 20, PORT, ASSEMBLY</b> Spares for:—	—	—	—		
	E. E. Co. Ltd. BRADFORD TYPE 217 Mk. 1							<b>ACTUATOR AND HYDRAULIC VALVE FOR AIR BRAKES, ASSEMBLY</b> Consisting of:—	1	—	—		
5W/328	AED.200152							Actuator, type 200, Mk. 1 ... ..	1	—	A		
5W/342	—							Bracket, mounting ... ..	1	—	B		

**SERVICES**  
**HYDRAULIC EQUIPMENT IN CENTRE FUSELAGE**

Ref. No.	Part No.	Description						No. off	Matl. Spec.	Cl. of Equip. M.R. L.M.	Plate No.
		1	2	3	4	5	6				
27Q/781 30A/3055 829	DOWTY C.408Y/Mk. L † E.A1.73.181							1 QR 2	— — —	A C C	
5260 5258 5348 15135	EEAS.143/5H EEAS.143/6H EEAS.143/8H E.B6.73.109							14 2 17 1	L.72 L.72 L.72 DTD.323	C C C C	
15136	E.B6.73.111							1	DTD.323	C	
12052	E.B6.73.117							1	DTD.323	C	
12053	E.B6.73.119							1	DTD.323	C	
15142	E.B6.73.135							1	DTD.323	C	
15144	E.B6.73.137							1	DTD.323	C	
15146	E.B6.73.147							1	DTD.323	C	
845	E.A3.73.467							1	DTD.323	C	
846	E.A3.73.469							1	DTD.323	C	
847	E.A3.73.471							1	DTD.323	C	
848	E.A3.73.473							1	DTD.323	C	
849	E.A3.73.475							1	DTD.323	C	
5259	EEAS.21/2ERH							42	L.72	C	

Ref. No.	Part No.							Description	No. off	Matl. Spec.	Cl. of Equip.	Plate No.
		1	2	3	4	5	6				M.R. L.M.	

*19 A2/11*  
**Pages 1527 to 1546 not issued**



**SERVICES**  
**HYDRAULIC EQUIPMENT IN CENTRE FUSELAGE**

Ref. No.	Part No.	Description	No. off	Matl. Spec.	Cl. of Equip.	Plate No.
					M.R. L.M.	
		1 2 3 4 5 6				
<b>SUMMARY OF STOCK ITEMS USED ON HYDRAULIC EQUIPMENT IN CENTRE FUSELAGE, ASSEMBLY</b>						
28F/8011809	AGS.1104/B	Adapter, cone	...	...		C
28F/9140971	AGS.1104/C	Adapter, cone	...	...		C
28F/9439107	AGS.1105/F	Adapter, union	...	...		C
28F/9129085	AGS.1102/A	Body, cone, union	...	...		C
28F/8011883	AGS.1102/B	Body, cone, union	...	...		C
28F/9471001	AGS.1102/C	Body, cone, union	...	...		C
28F/9877	AGS.1103/E	Body, union	...	...		C
28F/1011798	AGS.1103/F	Body, union	...	...		C
28F/9439766	AGS.1106/C	Body, union	...	...		C
28F/1013402	AGS.1111/B	Body, union, flanged	...	...		C
28F/9423237	AGS.1132/B	Body, banjo	...	...		C
28F/9423243	AGS.1132/F	Body, banjo	...	...		C
28D/1010658	A25/1B	Bolt, 4 BA, hex. head, 0"5 long	...	...		C
28D/1008149	A25/2B	Bolt, 4 BA, hex. head, 0"6 long	...	...		C
28D/9419452	A25/3B	Bolt, 4 BA, hex. head, 0"7 long	...	...		C
28D/1011006	A25/5B	Bolt, 4 BA, hex. head, 0"9 long	...	...		C
28D/1010142	A25/9B	Bolt, 4 BA, hex. head, 1"3 long	...	...		C
28D/9435711	A25/10B	Bolt, 4 BA, hex. head, 1"4 long	...	...		C
28D/9140639	A25/11B	Bolt, 4 BA, hex. head, 1"5 long	...	...		C
28D/9436920	A25/1C	Bolt, 2 BA, hex. head, 0"55 long	...	...		C
28D/9133011	A25/2C	Bolt, 2 BA, hex. head, 0"65 long	...	...		C
28D/9133012	A25/3C	Bolt, 2 BA, hex. head, 0"75 long	...	...		C
28D/1200119	A25/4C	Bolt, 2 BA, hex. head, 0"85 long	...	...		C
28D/9133013	A25/5C	Bolt, 2 BA, hex. head, 0"95 long	...	...		C
28D/9140030	A25/7C	Bolt, 2 BA, hex. head, 1"15 long	...	...		C
28D/1010644	A25/9C	Bolt, 2 BA, hex. head, 1"35 long	...	...		C
28D/9140645	A25/10C	Bolt, 2 BA, hex. head, 1"45 long	...	...		C
28D/9435710	A25/11C	Bolt, 2 BA, hex. head, 1"55 long	...	...		C
28D/9419397	A25/12C	Bolt, 2 BA, hex. head, 1"65 long	...	...		C
28D/9133014	A25/13C	Bolt, 2 BA, hex. head, 1"75 long	...	...		C
28D/9140647	A25/14C	Bolt, 2 BA, hex. head, 1"85 long	...	...		C
28D/1011021	A25/16C	Bolt, 2 BA, hex. head, 2"05 long	...	...		C
28D/1214311	A25/17C	Bolt, 2 BA, hex. head, 2"15 long	...	...		C
28D/1011022	A25/18C	Bolt, 2 BA, hex. head, 2"25 long	...	...		C
28D/1011023	A25/20C	Bolt, 2 BA, hex. head, 2"45 long	...	...		C
28D/1011024	A25/21C	Bolt, 2 BA, hex. head, 2"55 long	...	...		C
28D/1212313	A25/15E	Bolt, 1/4" BSF, hex. head, 2" long	...	...		C
28D/12571	A25/21E	Bolt, 1/4" BSF, hex. head, 2'6 long	...	...		C
28D/7002426	A25/1G	Bolt, 1/8" BSF, hex. head, 0"65 long	...	...		C
28D/1212939	A61/1C	Bolt, 2 BA, hex. head, 0"55 long	...	...		C
28D/1212940	A61/2C	Bolt, 2 BA, hex. head, 0"65 long	...	...		C
28D/1212941	A61/3C	Bolt, 2 BA, hex. head, 0"75 long	...	...		C
28F/9423233	AGS.1135/F	Bolt, banjo	...	...		C
28F/12373	AGS.1125/1	Cone, 4 way	...	...		C
28F/9489760	AGS.1125/4	Cone, 4 way	...	...		C
28F/1013599	AGS.1142/A	Nipple, adapter	...	...		C
28F/8011885	AGS.1142/B	Nipple, adapter	...	...		C
28F/8011896	AGS.1142/C	Nipple, adapter	...	...		C
28F/9439897	AGS.1142/E	Nipple, adapter	...	...		C
28F/8011897	AGS.1142/F	Nipple, adapter	...	...		C

**SERVICES**  
**HYDRAULIC EQUIPMENT IN CENTRE FUSELAGE**

Ref. No.	Part No.	Description	No. off	Matl. Spec.	Cl. of Equip.		Plate No.
					M.R.	L.M.	
		1 2 3 4 5 6					
28M/9403519	A27/BP	Nut, 4 BA, plain, ...	...				C
28M/9403520	A27/CP	Nut, 2 BA, plain ...	...				C
28M/13124	A27/CT	Nut, 2 BA, thin ...	...				C
28M/12931	A27/ET	Nut, 1/2" BSF, thin ...	...				C
28M/13324	A29/CP	Nut, 2 BA, plain ...	...				C
28M/1278189	AGS.2001/B/1	Nut, stiff, 4 BA ...	...				C
28M/1278190	AGS.2001/C/1	Nut, stiff, 2 BA ...	...				C
28P/9517006	SP.90/B3	Pin, split ...	...				C
28F/9128928	AGS.1115/2	Plate, washer ...	...				C
28F/11492	AGS.1115/3	Plate, washer ...	...				C
28F/11736	AGS.1115/5	Plate, washer ...	...				C
28S/1005622	A31/B28	Screw, 4 BA, cheese head, 7/8" long ...	...				C
28F/9428453	AGS.1186/B	Seal, bonded ...	...				C
28F/9429532	AGS.1186/C	Seal, bonded ...	...				C
28F/9428456	AGS.1186/F	Seal, bonded ...	...				C
28F/9434375	AGS.1186/H	Seal, bonded ...	...				C
28F/9128943	AGS.1114/B	Sleeve, flanged, bulkhead ...	...				C
28F/9707349	AGS.1114/C	Sleeve, flanged, bulkhead ...	...				C
28F/9440881	AGS.1118/A	Tee, cone ...	...				C
28F/8011811	AGS.1118/B	Tee, cone ...	...				C
28F/9476124	AGS.1118/C	Tee, cone ...	...				C
28F/9463543	AGS.1120/1	Tee, cone ...	...				C
28F/9720	AGS.1120/3	Tee, cone ...	...				C
28F/9476127	AGS.1120/5	Tee, cone ...	...				C
28F/9463542	AGS.1120/6	Tee, cone ...	...				C
28F/9489323	AGS.1120/10	Tee, cone ...	...				C
28F/1013401	AGS.1107/A	Union, reducing ...	...				C
28F/10666	AGS.1107/D	Union, reducing ...	...				C
28F/9710	AGS.1107/E	Union, reducing ...	...				C
28W/9419465	SP.13/B	Washer, 4 BA, plain ...	...				C
28W/9419402	SP.13/C	Washer, 2 BA, plain ...	...				C
28W/9419474	SP.15/B	Washer, 4 BA, plain ...	...				C
28W/9419475	SP.15/C	Washer, 2 BA, plain ...	...				C
28W/9419404	SP.16/C	Washer, 2 BA, plain ...	...				C
28W/9416642	SP.47/B	Washer, 4 BA, spring ...	...				C
28W/9416643	SP.47/C	Washer, 2 BA, spring ...	...				C
28W/9416644	SP.47/E	Washer, 1/2" BSF, spring ...	...				C
28W/9416645	SP.47/G	Washer, 1/8" BSF, spring ...	...				C

NOTE:—Pages 1549 and 1550 not issued

**SERVICES**  
**HYDRAULIC EQUIPMENT IN PORT WING**

Ref. No.	Part No.	Description	No. off	Matl. Spec.	Cl. of Equip.	Plate No.
					M.R. L.M.	
		1 2 3 4 5 6				
	E.A9.73.307	<b>HYDRAULIC EQUIPMENT IN PORT WING, ASSEMBLY</b>	—	—	—	
	E.A9.73.689	Consisting of:— <b>HYDRAULIC EQUIPMENT, CIRCUIT, ASSEMBLY (MOD. 2304)</b>	—	—	—	
		Spares for:—				
	LOCKHEED AVA.50E	<b>COUPLING, AVERY, GROUP</b> ... ..	1	—	—	
		Consisting of:—				
27BA/8751	AVA.55E	Flange, half ... ..	1	—	B	
27BA/8769	AVA.62E	Nut, tube ... ..	1	—	B	
27BA/8744	AVA.54E	Union, half ... ..	1	—	B	
	LOCKHEED AVA.52C	<b>COUPLING, AVERY, GROUP</b> ... ..	1	—	—	
		Consisting of:—				
27BA/8762	AVA.58C	Flange, half ... ..	1	—	B	
27BA/8767	AVA.62C	Nut, tube ... ..	1	—	B	
27BA/8760	AVA.57C	Union, half ... ..	1	—	B	
	DOWTY					
27Q/1832	O.7016Y.CO.1	Jack, operating, flaps (Mod. 2380) ... .. (For spares see A.P.4515B, Vol. 3)	2	—	A	
	DOWTY					
27Q/1833	O.7017Y.CO.1	Jack, undercarriage (Mod. 2380) ... .. (For spares see A.P.4515B, Vol. 3)	1	—	A	
	DOWTY					
27Q/1836	O.8246Y.CO.1	Jack, undercarriage door (Mod. 2379) ... .. (For spares see A.P.4515B, Vol. 3)	1	—	A	
	E.B6.73.221	<b>JACK, FOR AIR BRAKES, ASSEMBLY</b> ... ..	1	—	—	
		Spares for:—				
	MESSIER 5232	Jack, assembly (Pre-Mod. 4454) (For spares see A.P.4515A, Vol. 3, Part 1, Sect. 2)	1	—	A	
27Q/30159						
	DOWTY 103035001	Jack, assembly (Mod. 4454) (For spares see A.P.4515B, Vol. 3)	1	—	A	
27Q/1446726	or					
	MESSIER J5076	Jack, assembly (Pre-Mod. 4454) (For spares see A.P.4515A, Vol. 3)	1	—	A	
27Q/30405						
	DOWTY 103036001	Jack, assembly (Mod. 4454) (For spares see A.P.4515B, Vol. 3)	1	—	A	
27Q/1446725						
	1642 E.A3.73.303	Nut, special ... ..	1	S.11	C	
	1641 E.A3.73.305	Washer, tab ... ..	1	—	C	
	DUNLOP					
27VA/4029	2/W3/101/8/10/30	Pipe, flexible, wheel brake ... ..	1	—	C	
	DUNLOP					
27VA/4028	2/W3/101/8/8/63	Pipe, flexible, wheel brake ... ..	1	—	C	
	DUNLOP					
27VA/3617	4/W3/101/8/8/14	Pipe, flexible, undercarriage door "open" line ...	1	—	C	
	DUNLOP					
27VA/3618	4/W3/101/8/8/18	Pipe, flexible, undercarriage door "closed" line ...	1	—	C	
	DUNLOP					
27VA/3621	4/W3/101/8/8/63	Pipe, flexible, wheel brake ... ..	1	—	C	
	DUNLOP					
27VA/4287	4/W3/101/8/ 10/26-5	Pipe, flexible, wheel brake ... ..	1	—	C	

**SERVICES**  
**HYDRAULIC EQUIPMENT IN PORT WING**

Ref. No.	Part No.	Description	No. off	Matl. Spec.	Cl. of Equip.	Plate No.
					M.R. L.M.	
		1 2 3 4 5 6				
27VA/3624	DUNLOP 6/W3/101/8/8/18	Pipe, flexible, undercarriage "up" ... ..	1	—	C	
27VA/3625	DUNLOP 6/W3/101/8/8/25	Pipe, flexible, undercarriage "down" ... ..	1	—	C	
27VA/5302	DUNLOP 6/W3/102/8/ 10/42	Pipe, flexible, engine driven pump (Mod. 2150) ...	1	—	C	
27VA/3659	DUNLOP 10/W3/121/8/ 10/40	Pipe, flexible, engine driven pump ... ..	1	—	C	
37J/264	LOCKHEED AIR.41000	Pump, engine driven (Pre-Mod. 2335) (For spares see A.P.4515N, Vol. 3)	1	—	A	
37J/266	LOCKHEED AIR.68000	Pump, engine driven (Mod. 2335) ... ..	1	—	A	
28Y/15486	H. PRESSURE COMP'TS. Ltd. GYP.A58	Valve, inflation ... ..	1	—	C	
27Q/775	DOWTY D.401Y/K	Valve, sequence, undercarriage door ... .. (For spares see A.P.4515B, Vol. 3)	1	—	A	
27Q/776	DOWTY D.401Y/L	Valve, sequence, undercarriage ... .. (For spares see A.P.4515B, Vol. 3)	1	—	A	
27Q/919	DOWTY D.3371Y/Mk. E	Valve, restrictor (Pre-Mod. 3937) ... ..	1	—	A	
27Q/70289	DOWTY O.3371Y/B01	Valve, restrictor (Mod. 3937) ... ..	1	—	A	
27Q/1506	DOWTY 6209Y	Valve, restrictor (Pre-Mod. 3937) ... ..	1	—	A	
27Q/70291	DOWTY O.6209Y/B01	Valve, restrictor (Mod. 3937) ... ..	1	—	A	
27Q/1216	DOWTY C.4603Y/Mk. E	Valve, thermal relief ... ..	2	—	A	
27Q/1961	DOWTY DOWTY	Valve, thermal relief (Mod. 3961) ... ..	1	—	A	
27Q/1152	DOWTY C.6790Y/Mk. A	Valve, transfer, undercarriage jack ... ..	1	—	A	
	E.A6.73.41	<b>PIPES, HYDRAULIC, ON FIXED FAIRING, ASSEMBLY</b>	—	—	—	
		Spares for:—				
1875	E.A3.73.601	Adapter, special, inflation valve and test gauge ...	1	—	C	
17735	E.A6.73.277	Bracket, bottom, for flexible pipe connection ...	1	L.72	B	
4965	EEAS.143/5	Clip, pipe, single, 3/8" o/d. ... ..	1	L.72	C	
5542	EEAS.143/6	Clip, pipe, single, 1/2" o/d. ... ..	1	L.72	C	
7136	EEAS.143/21	Clip, pipe, single, 1/2" o/d. ... ..	1	L.72	C	
6068	EEAS.143/24	Clip, pipe, single, 3/4" o/d. ... ..	1	L.72	C	
5967	E.A6.73.113	Pipe, assembly, from brake flexible pipe connection to inflation valve connection, pressure line	1	DTD.323	C	
5968	E.A6.73.115	Pipe, assembly, from brake flexible pipe connection to inflation valve connection, maxaret unit return line	1	DTD.323	C	
1876	E.A3.73.599	Tee piece, inflation valve and test gauge ... ..	1	DTD.683	C	

**SERVICES**  
**HYDRAULIC EQUIPMENT IN PORT WING**

Ref. No.	Part No.	Description	No. off	Matl. Spec.	Cl. of Equip.		Plate No.
					M.R.	L.M.	
		1 2 3 4 5 6					
	E.B7.73.43	<b>PIPES, HYDRAULIC, ON RIB E, WHEEL WELL BAY, ASSEMBLY</b>	—	—	—		
		Spares for:—					
5258	EEAS.143/6H	Clip, pipe, single, 1/4" o/d., bonding ... ..	2	L.72	C		
5971	E.B7.73.39	Pipe, assembly, from undercarriage door jack sequence valve to running coupling at wheel well diaphragm "open" line	1	DTD.323	C		
5259	EEAS.21/2ERH	Washer, special ... ..	2	L.72	C		
	E.A1.73.281A	<b>PIPES, HYDRAULIC, FOR AIR BRAKE, CENTRE WING, ASSEMBLY</b>	—	—	—		
		Spares for:—					
5258	EEAS.143/6H	Clip, pipe, single, 1/4" o/d., bonding ... ..	14	L.72	C		
931	E.A1.73.281A	Pipe, assembly, air brake continuation between wing and fuselage and running coupling at centre wing, ribs 3 and 4, "up" line	1	DTD.323	C		
932	E.A1.73.281B	Pipe, assembly, air brake continuation between wing and fuselage and running coupling at centre wing, ribs 3 and 4, "out" position	1	DTD.323	C		
1636	E.A1.73.281E	Pipe, assembly, from running coupling between ribs 3 and 4 to running coupling between ribs 6 and 7, centre wing "in" position	1	DTD.323	C		
1637	E.A1.73.281F	Pipe, assembly, from running coupling between ribs 3 and 4 to running coupling between ribs 6 and 8, centre wing "out" position	1	DTD.323	C		
5259	EEAS.21/2ERH	Washer, special ... ..	15	L.72	C		
	E.A9.73.301	<b>PIPES, HYDRAULIC, ON FUSELAGE SIDE WHEEL WELL BAY, ASSEMBLY</b>	—	—	—		
		Spares for:—					
911	E.A1.73.277	Bolt, special, banjo fitting, variable flow valve pipe connection	1	S.11	C		
737	E.A1.73.179	Clip, pipe, flexible, 1/4" o/d. ... ..	1	—	C		
5526	EEAS.91/3	Clip, pipe, double, 3/8" o/d. ... ..	3	L.72	C		
912	E.A1.73.183	Fitting, right angle, banjo body, special connection, for undercarriage door jack and sequence valve connection	1	DTD.423	C		
12489	E.A9.73.293	Pipe, assembly, from special banjo connection at undercarriage door jack hose to variable flow valve tee piece "up" line	1	DTD.323	C		
12491	E.A9.73.297	PIPE, assembly, from variable flow valve to undercarriage jack hose connection "up" line	1	DTD.323	C		
12492	E.A9.73.299	Pipe, assembly, from tee piece to variable flow valve undercarriage door jack "up" line	1	DTD.323	C		
914	E.A3.73.553	Pipe, assembly, from door sequence valve to transfer, valve coupling at main spar, undercarriage "up" line	1	DTD.323	C		
5524	E.A3.73.817	Pipe, assembly, from 4-way piece at main spar to sequence, valve undercarriage door "closed" line	1	DTD.323	C		
28F/9429532	AGS.1186/C	Seal, bonded, between banjo fitting and banjo bolt	2	—	C		
5259	EEAS.21/2ERH	Washer, special ... ..	5	L.72	C		

**SERVICES**  
**HYDRAULIC EQUIPMENT IN PORT WING**

Ref. No.	Part No.	Description	No. off	Matl. Spec.	Cl. of Equip.	Plate No.
					M.R. L.M.	
		1 2 3 4 5 6				
	E.A9.73.303	<b>PIPES, HYDRAULIC, ON MAIN SPAR, UNDER-CARRIAGE BAY, ASSEMBLY</b>	—	—	—	
		Spares for:—				
9772	E.A3.73.789	Bracket, flexible pipe clip, rib B ... ..	1	—	C	
9787	E.A1.73.107	Bracket, flexible pipe clip, rib C ... ..	1	—	C	
16500	E.A6.73.61	Bracket, flexible pipe couplings, rib B ... ..	1	—	C	
16498	E.A3.73.793	Bracket, transfer valve, rib B ... ..	1	—	C	
		Attaching parts for E.A3.73.789, E.A1.73.107, E.A6.73.61 and E.A3.73.793:—				
28D/9436920	A25/1C	Bolt, 2 BA ... ..	4	—	C	
28M/9403520	A27/CP	Nut, 2 BA ... ..	4	—	C	
28W/9416643	SP.47/C	Washer ... ..	4	—	C	
16502	E.A6.73.79	Bracket, flexible pipe ... ..	1	—	C	
829	E.A1.73.181	Clip, pipe, flexible, and thermal relief valve, $\frac{3}{8}$ " o/d.	4	—	C	
5528	E.A3.73.797	Clip, transfer valve ... ..	1	—	C	
28E/1059357	AGS.2081/3	Clip, pipe, single, $\frac{1}{8}$ " o/d. ... ..	5	L.72	C	
28E/1059358	AGS.2081/4	Clip, pipe, single, $\frac{1}{4}$ " o/d. ... ..	1	L.72	C	
28E/1059359	AGS.2081/6	Clip, pipe, single, $\frac{3}{8}$ " o/d. ... ..	10	L.72	C	
7136	EEAS.143/21	Clip, pipe, single, $\frac{1}{2}$ " o/d. ... ..	3	L.72	C	
6068	EEAS.143/24	Clip, pipe, single, $\frac{3}{4}$ " o/d. ... ..	3	L.72	C	
806	E.A1.73.177	Coupling, tee, non-return valve ... ..	1	DTD.683	C	
9789	E.A1.73.109	Guard, pipe, flexible, rib C ... ..	1	—	C	
		Attaching parts for E.A1.73.109:—				
28D/1212940	A61/2C	Bolt, 2 BA ... ..	4	—	C	
28M/13324	A29/CP	Nut, 2 BA ... ..	4	—	C	
9790	E.A1.73.297	Plate back ... ..	1	—	C	
28W/9416643	SP.47/C	Washer ... ..	4	—	C	
5966	E.A6.73.107	Pipe, assembly, from coupling on rib B to coupling at rib A, maxaret unit return line	1	DTD.323	C	
12490	E.A9.73.295	Pipe, assembly, from variable flow valve tee piece to thermal relief valve and transfer valve tee, "closed" line (Pre-Mod. 3961)	1	DTD.323	C	
12490	E.A9.73.295	Pipe, assembly, from variable flow valve tee piece to thermal relief valve and transfer valve 4-way coupling, "closed" line (Mod. 3961)	1	DTD.323	C	
12493	E.A9.73.305	Pipe, assembly, from thermal relief valve tee to transfer valve and undercarriage jack tee piece "up" line (Pre-Mod. 3961)	1	DTD.323	C	
12494	E.A9.73.311	Pipe, assembly, from undercarriage jack and thermal relief valve tee to transfer valve connection "up" line (Pre-Mod. 3961)	1	DTD.323	C	
12494	E.A9.73.311	Pipe, assembly, from undercarriage jack and thermal relief valve 4-way coupling to transfer valve connection "up" line (Mod. 3961)	1	DTD.323	C	
923	E.A3.73.537	Pipe, assembly, from 4-way piece to flexible coupling, undercarriage jack "down" connection	1	DTD.323	C	
2009	E.A3.73.543	Pipe, assembly, from 4-way piece forward of frame A to sequence valve connection on rib E, undercarriage door "closed" line	1	DTD.323	C	

**SERVICES**  
**HYDRAULIC EQUIPMENT IN PORT WING**

Ref. No.	Part No.	1	2	3	4	5	6	Description	No. off	Matl. Spec.	Cl. of Equip.		Plate No.
											M.R.	L.M.	
2011	E.A3.73.549							Pipe, assembly, from coupling on rib B to fuselage pipe coupling at main spar, brake pressure line	1	DTD.323		C	
4522	E.A3.73.651							Pipe, assembly, from undercarriage and door jacks thermal relief valves to return line tee	1	DTD.323		C	
5529	E.A3.73.729							Pipe, assembly, from undercarriage thermal relief valve tee to running coupling at main spar return line	1	L.56		C	
5530	E.A3.73.799							Pipe, assembly, from coupling at wing spar to transfer valve undercarriage jack "up" line (Pre-Mod. 3961)	1	DTD.323		C	
5532	E.A3.73.807							Pipe, assembly, from transfer valve to flexible pipe connection at rib C undercarriage jack "up" line	1	DTD.323		C	
41175	E.A3.73.5135							Pipe, assembly, from transfer valve to thermal relief valve tee (Mod. 3961)	1	DTD.323		C	
41177	E.A3.73.5139							Pipe, assembly, from lower thermal relief valve to tee piece (Mod. 3961)	1	DTD.323		C	
41278	E.A9.73.751							Pipe, assembly, from lower thermal relief valve to 4-way coupling (Mod. 3961)	1	DTD.323		C	
41280	E.A9.73.753							Pipe, assembly, from upper thermal relief valve to 4-way coupling (Mod. 3961)	1	DTD.323		C	
12030	EEAS.21/2ER							Washer, special	10	L.72		C	
5259	EEAS.21/2ERH							Washer, special	3	L.72		C	
12929	EEAS.21/9ER							Washer, special	3	L.72		C	
	E.A3.73.531							<b>PIPES, HYDRAULIC, AT WHEEL WELL BAY DIAPHRAGM, ASSEMBLY</b>	—	—		—	
								Spares for:—					
829	E.A1.73.181							Clip, thermal relief valve	1	—		C	
5260	EEAS.143/5H							Clip, pipe, single, 3/8" o/d., bonding	3	L.72		C	
5258	EEAS.143/6H							Clip, pipe, single, 1/2" o/d., bonding	6	L.72		C	
905	E.A3.73.561							Pipe, assembly, from running coupling at wheel well diaphragm to undercarriage door jack "down" connection	1	DTD.323		C	
4523	E.A3.73.647							Pipe, assembly, from sequence valve and undercarriage door jack tee to thermal relief valve	1	DTD.323		C	
4524	E.A3.73.649							Pipe, assembly, from undercarriage door jack thermal relief valve to undercarriage jack thermal relief valve and return line tee	1	DTD.323		C	
5259	EEAS.21/2ERH							Washer, special	10	L.72		C	
7135	EEAS.27/4HR							Washer, special	2	L.72		C	
	E.A9.73.705							<b>PIPES, HYDRAULIC, FLAP JACK, ASSEMBLY (MOD. 2304)</b>	—	—		—	
								Spares for:—					
1242	E.A3.73.773							Clip, pipe, double, 1/4" o/d.	3	L.72		C	
1880	EEAS.91/1							Clip, pipe, double, 1/4" o/d.	11	L.16		C	
5258	EEAS.143/6H							Clip, pipe, single, 1/4" o/d. bonding	4	L.72		C	
	E.A9.73.281							Fairlead, at inboard wing rib 7	1	LFS.21		—	
	E.A9.73.525							Pipe, assembly, engine nacelle transverse pipe, out-board flaps "up" line	1	DTD.323		C	
866	E.A1.73.91G												
	E.A9.73.527							Pipe, assembly, engine nacelle transverse pipe, out-board flaps "down" line	1	DTD.323		C	
867	E.A1.73.91H												

**SERVICES**  
**HYDRAULIC EQUIPMENT IN PORT WING**

Ref. No.	Part No.	Description	No. off	Matl. Spec.	Cl. of Equip.	Plate No.
					M.R. L.M.	
		1 2 3 4 5 6				
860	E.A.9.73.709 or E.A.1.73.91A	Pipe, assembly, from coupling between inboard wing ribs 1 and 2 to flaps operating jack tee "down" line	1	DTD.323	C	
	E.A.9.73.711 or E.A.1.73.91B	Pipe, assembly, from coupling between inboard wing ribs 1 and 2 to flaps operating jack tee "up" line	1	DTD.323	C	
861	E.A.1.73.91B or E.A.9.73.715	Pipe, assembly, from tee piece to inboard flaps operating jack "down" connection	1	DTD.323	C	
	E.A.1.73.91C or E.A.9.73.717	Pipe, assembly, from tee piece to inboard flaps operating jack "up" connection	1	DTD.323	C	
862	E.A.1.73.91D or E.A.9.73.547	Pipe, assembly, from tee piece between inboard wing ribs 4 and 5 to engine nacelle pipe coupling, outboard flaps "up" line	1	DTD.323	C	
	E.A.1.73.91F or E.A.9.73.549	Pipe, assembly, from tee piece between inboard wing ribs 4 and 5 to engine nacelle pipe coupling, outboard flaps "down" line	1	DTD.323	C	
863	E.A.1.73.91E or E.A.9.73.551	Pipe, assembly, from engine nacelle transverse pipe coupling in outer wing to outboard flaps operating jack "up" connection	1	DTD.323	C	
	E.A.1.73.91J or E.A.9.73.553	Pipe, assembly, from engine nacelle transverse pipe coupling in outer wing to outboard flaps "down" connection	1	DTD.323	C	
864	E.A.1.73.91K	Washer, special ... ..	18	L.72	C	
5259	EEAS.21/2ERH					
	E.A.9.73.557	<b>PIPES, HYDRAULIC, FOR AIR BRAKE, OUTER WING, ASSEMBLY</b> Spares for:—	—	—	—	
5258	EEAS.143/6H	Clip, pipe, single, 1/4" o/d., bonding ... ..	18	L.72	C	
939	E.A.9.73.565 or E.A.1.73.283C	Pipe, assembly, air brake continuation from running coupling between outer wing ribs 1 and 2A to running coupling between outer wing ribs 2 and 2B "in" position	1	DTD.323	C	
	E.A.9.73.567 or E.A.1.73.283D	Pipe, assembly, air brake continuation from running coupling between outer wing ribs 1 and 2A to running coupling between outer wing ribs 2 and 2B "out" position	1	DTD.323	C	
940	E.A.9.73.569 or E.A.1.73.283E	Pipe, assembly, air brake continuation from running coupling between outer wing ribs 2 and 2B to running coupling between outer wing ribs 3 and 3A "in" position	1	DTD.323	C	
	E.A.9.73.571 or E.A.1.73.283F	Pipe, assembly, air brake continuation, from running coupling between outer wing ribs 2 and 2B to running coupling between outer wing ribs 3 and 3A "out" position	1	DTD.323	C	
942	E.A.1.73.283F					
12501	E.A.9.73.573	Pipe, assembly, air brake continuation, from coupling between outer wing ribs 3A and 3 to operating jack coil pipe connection "in" position	1	DTD.323	C	
12502	E.A.9.73.575	Pipe, assembly, air brake continuation, from coupling between outer wing ribs 3A and 3 to operating jack coil pipe connection "in" position	1	DTD.323	C	

**SERVICES**  
**HYDRAULIC EQUIPMENT IN PORT WING**

Ref. No.	Part No.	Description						No. off	Matl. Spec.	Cl. of Equip.		Plate No.	
		1	2	3	4	5	6			M.R.	L.M.		
1983	E.A9.73.577 or E.A1.73.283J							1	DTD.323		C		
1984	E.A9.73.579 or E.A1.73.283K							1	DTD.323		C		
5259	EEAS.21/2ERH							20	L.72		C		
	E.A9.73.559							—	—		—		
		<b>PIPES, HYDRAULIC, FOR AIR BRAKE ON OUTER WING, RIB 3, ASSEMBLY</b>											
		Spares for:—											
5258	EEAS.143/6H							2	L.72		C		
12503	E.A9.73.561							1	DTD.477		C		
12504	E.A9.73.563							1	DTD.477		C		
5259	EEAS.21/2ERH							4	L.72		C		

Restricted

Ref. No.	Part No.							No. off	Matl. Spec.	Cl. of Equip.	Plate No.
		1	2	3	4	5	6			M.R. L.M.	

*59A2/11*  
Pages ~~1561~~ to 1580 not issued



**SERVICES**  
**HYDRAULIC EQUIPMENT IN STARBOARD WING**

Ref. No.	Part No.	Description	No. off	Matl. Spec.	Cl. of Equip.	Plate No.
					M.R. L.M.	
		1 2 3 4 5 6				
	E.A9.73.555	<b>HYDRAULIC EQUIPMENT IN STARBOARD WING, ASSEMBLY</b>	—	—	—	
	E.A9.73.689	Consisting of:— <b>HYDRAULIC EQUIPMENT, CIRCUIT, ASSEMBLY (MOD. 2304)</b>	—	—	—	
		Spares for this assembly are identical with those for port side on page 1551, except for the following deletions and additions:—				
		Delete:—				
	E.B6.73.221	<b>JACK, FOR AIR BRAKES, ASSEMBLY ...</b>	1	—	—	
	DUNLOP					
27VA/5302	6/W3/102/8/10/42	<b>Pipe, flexible, engine driven pump delivery (Mod. 2150)</b>	1	—	—	B
	H. PRESSURE COMP'TS Ltd.					
28Y/15486	GYP.A58	<b>Valve, inflation ...</b>	1	—	—	B
	DOWTY					
27Q/775	D.401Y/K	<b>Valve, sequence, undercarriage door ...</b>	1	—	—	A
	DOWTY					
27Q/776	D.401Y/L	<b>Valve, sequence, undercarriage ...</b>	1	—	—	A
		Add:—				
27M/461	AIR.40016	<b>Accumulator, hydraulic ...</b>	1	—	—	A
	†					
6A/2693		<b>Gauge, pressure ...</b>	1	—	—	A
	16504	<b>JACK, FOR AIR BRAKES, ASSEMBLY ...</b>	1	—	—	B
		Spares for:—				
30780	E.A3.20.1195	<b>Block, packing ...</b>	1	Tufnol	—	C
	4427	<b>Bracket, micro switch mounting for two position brakes</b>	1	—	—	C
	E.A3.20.1189					
	E.A3.20.1193	<b>Channel ...</b>	1	L.72	—	LM
	MESSIER					
27Q/30159	5232	<b>Jack, assembly (Pre-Mod. 4454) (For spares see A.P.4515A, Vol. 3)</b>	1	—	—	A
	DOWTY					
27Q/1446726	103035001	<b>Jack, assembly (Mod. 4454) (For spares see A.P.4515B, Vol. 3)</b>	1	—	—	A
	or					
	MESSIER					
27Q/30405	J5076	<b>Jack, assembly (Pre-Mod. 4454) (For spares see A.P.4515A, Vol. 3)</b>	1	—	—	A
	DOWTY					
27Q/1446725	103036001	<b>Jack, assembly (Mod. 4454) (For spares see A.P.4515B, Vol. 3)</b>	1	—	—	A
	1642	<b>Nut, special ...</b>	1	S.11	—	C
	4428	<b>Shoe, micro switch operating ...</b>	2	—	—	C
	25708	<b>SLIDE, OPERATING, ASSEMBLY (MOD. 1960)</b>	1	—	—	B
		Spares for:—				
	14715	<b>Bolt, special (may be made from A25/6B) ...</b>	4	—	—	C
	5972	<b>Plate, rubbing ...</b>	2	LFS.21	—	C
	1641	<b>Washer, tab ...</b>	1	DTD.171	—	C
	DUNLOP					
27VA/5303	6/W3/102/8/10/44	<b>Pipe, flexible, engine driven pump delivery (Mod. 2150)</b>	1	—	—	B
5CW/9438275	†	<b>Switch, micro, type 1A ...</b>	2	—	—	B
	H. PRESSURE COMP'TS Ltd..					
28Y/15486	GYP.A58	<b>Valve, inflation ...</b>	2	—	—	C
	DOWTY					
27Q/774	D.401Y/J	<b>Valve, sequence, undercarriage door ...</b>	1	—	—	A
		(For spares see A.P.4515B, Vol. 3)				
	DOWTY					
27Q/777	D.401Y/M	<b>Valve, sequence, undercarriage ...</b>	1	—	—	A
		(For spares see A.P.4515B, Vol. 3)				

**SERVICES**  
**HYDRAULIC EQUIPMENT IN STARBOARD WING**

Ref. No.	Part No.	Description	No. off	Matl. Spec.	Cl. of Equip.		Plate No.
					M.R.	L.M.	
		1 2 3 4 5 6					
27W/10	LOCKHEED UMC.706 Issue 3	Valve, non-return, $\frac{3}{8}$ " BSP (Pre-Mod. 3368) ...	3	—		A	
27W/17	LOCKHEED UMC.706 Issue 4	Valve, non-return, $\frac{3}{8}$ " BSP (Mod. 3368) ...	3	—		A	
27M/615	AIR.41158 LOCKHEED	Valve, cut-out (Pre-Mod. 4280) ...	1	—		A	
27M/744	AIR.43634	Valve, cut-out (Mod. 4280) ...	1	—		A	
	E.A6.73.42	<b>PIPES, HYDRAULIC, FLAP JACK, ASSEMBLY</b> ...	—	—		—	
		Spares for:—					
1875	E.A3.73.601	Adaptor, special, inflation valve and test gauge ...	1	—		C	
17736	E.A6.73.278	Bracket, bottom, for flexible pipe connections ...	1	L.72		C	
4965	EEAS.143/5	Clip, pipe, single, $\frac{3}{16}$ " o/d. ...	1	L.72		C	
5542	EEAS.143/6	Clip, pipe, single, $\frac{1}{4}$ " o/d. ...	1	L.72		C	
7136	EEAS.143/21	Clip, pipe, single, $\frac{1}{2}$ " o/d. ...	1	L.72		C	
6068	EEAS.143/24	Clip, pipe, single, $\frac{3}{4}$ " o/d. ...	1	L.72		C	
5977	E.A6.73.114	Pipe, assembly, from brake flexible pipe bracket connection to inflation valve connection, pressure line	1	DTD.323		C	
5978	E.A6.73.116	Pipe, assembly, from brake flexible pipe bracket connection to inflation valve connection maxaret unit return line	1	DTD.323		C	
1876	E.A3.73.599	Tee-piece, inflation valve and test gauge ...	1	DTD.323		C	
	E.B7.73.44	<b>PIPES, HYDRAULIC, ON RIB E, WHEEL WELL BAY, ASSEMBLY</b>	—	—		—	
		Spares for:—					
5258	EEAS.143/6H	Clip, pipe, single, $\frac{1}{4}$ " o/d., bonding ...	2	L.72		C	
5979	E.B7.73.41	Pipe, assembly, from undercarriage door jack sequence valve to running coupling at wheel well bay diaphragm "open" line	1	DTD.323		C	
5259	EEAS.21/2ERH	Washer, special ...	2	L.72		C	
	E.A1.73.282	<b>PIPES, HYDRAULIC, FOR AIR BRAKE, CENTRE WING, ASSEMBLY</b>	—	—		—	
		Spares for:—					
5258	EEAS.143/6H	Clip, pipe, single, $\frac{1}{4}$ " o/d. ...	14	L.72		C	
935	E.A1.73.282A	Pipe, assembly, air brake continuation between wing and fuselage and running coupling at centre wing ribs 3 and 4 "in" position	1	DTD.323		C	
936	E.A1.73.282B	Pipe, assembly, air brake continuation between wing and fuselage and running coupling at centre wing ribs 3 and 4, "out" position	1	DTD.323		C	
1638	E.A1.73.282E	Pipe, assembly, from running coupling between ribs 3 and 4 to running coupling between ribs 6 and 7, centre wing "in" position	1	DTD.323		C	
1639	E.A1.73.282F	Pipe, assembly, from running coupling between ribs 3 and 4 to running coupling between ribs 6 and 7, centre wing "out" position	1	DTD.323		C	
5259	EEAS.21/2ERH	Washer, special ...	15	L.72		C	

SERVICES

HYDRAULIC EQUIPMENT IN STARBOARD WING

Ref. No.	Part No.	Description	No. off	Matl. Spec.	Cl. of Equip.	Plate No.
					M.R. L.M.	
		1 2 3 4 5 6				
	E.A9.73.302	<b>PIPES, HYDRAULIC, ON FUSELAGE SIDE WHEEL WELL BAY, ASSEMBLY</b>	—	—	—	
		Spares for:—				
911	E.A1.73.277	Bolt, special, banjo fitting, variable flow valve pipe connection	1	S.11	C	
737	E.A1.73.179	Clip, pipe, flexible, 1/4" o/d. ... ..	1	—	C	
5526	EEAS.91/3	Clip, pipe, double, 3/8" o/d. ... ..	3	L.72	C	
912	E.A1.73.183	Fitting, right angle, banjo body, special connection for undercarriage door jack and sequence valve connections	1	DTD.423	C	
12505	E.A9.73.294	Pipe, assembly, from special banjo connection at undercarriage door jack hose to variable flow valve tee-piece "up" line	1	DTD.323	C	
12491	E.A9.73.297	Pipe, assembly, from variable flow valve to undercarriage jack hose connection "up" line	1	DTD.323	C	
12492	E.A9.73.299	Pipe, assembly, from tee-piece to variable flow valve undercarriage door jack "up" line	1	DTD.323	C	
918	E.A3.73.554	Pipe, assembly, from door sequence valve to thermal relief valve tee at wing, main spar "up" line	1	DTD.323	C	
5534	E.A3.73.818	Pipe, assembly, from 4-way piece at main spar to sequence valve, undercarriage "closed" line	1	DTD.123	C	
28F/9429532	AGS.1186/C	Seal, bonded, between banjo fitting and banjo bolt	2	—	C	
5259	EEAS.21/2ERH	Washer, special ... ..	5	L.72	C	
	E.A9.73.304	<b>PIPES, HYDRAULIC, ON MAIN SPAR, UNDERCARRIAGE BAY, ASSEMBLY</b>	—	—	—	
		Spares for:—				
9773	E.A3.73.790	Bracket, flexible pipe clip, rib B ... ..	1	—	C	
9787	E.A1.73.107	Bracket, flexible pipe clip, rib C ... ..	1	—	C	
16501	E.A6.73.62	Bracket, flexible pipe couplings, rib B ... ..	1	—	C	
16498	E.A3.73.793	Bracket, transfer valve, rib B ... ..	1	—	C	
		Attaching parts for E.A3.73.790, E.A1.73.107, E.A6.73.62 and E.A3.73.793:—				
28D/9436920	A25/1C	Bolt, 2 BA ... ..	4	—	C	
28M/9403520	A27/CP	Nut, 2 BA ... ..	4	—	C	
28W/9416643	SP.47/C	Washer ... ..	4	—	C	
16502	E.A6.73.79	Bracket, flexible pipe support ... ..	1	—	C	
829	E.A1.73.181	Clip, pipe, flexible, and thermal relief valve, 3/8" o/d.	4	—	C	
5528	E.A3.73.797	Clip, transfer valve ... ..	1	—	C	
28E/1059357	AGS.2081/3	Clip, pipe, single, 3/8" o/d. pipe ... ..	5	L.72	C	
28E/1059358	AGS.2081/4	Clip, pipe, single, 1/4" o/d. pipe ... ..	1	L.72	C	
28E/1059359	AGS.2081/6	Clip, pipe, single, 3/8" o/d. pipe ... ..	10	L.72	C	
7136	EEAS.143/21	Clip, pipe, single, 1/2" o/d. ... ..	3	L.72	C	
6068	EEAS.143/24	Clip, pipe, single, 1/4" o/d. ... ..	3	L.72	C	
806	E.A1.73.177	Coupling, tee, non-return valve ... ..	1	DTD.683	C	
9789	E.A1.73.109	Guard, pipe, flexible, rib C ... ..	1	—	C	
		Attaching parts for E.A1.73.109:—				
28D/1212940	A61/2C	Bolt, 2 BA ... ..	4	—	C	
28M/13324	A29/CP	Nut, 2 BA ... ..	4	—	C	
9790	E.A1.73.297	Plate, back ... ..	1	—	C	
28W/9416643	SP.47/C	Washer ... ..	4	—	C	

**SERVICES**  
**HYDRAULIC EQUIPMENT IN STARBOARD WING**

Ref. No.	Part No.	1	2	3	4	5	6	Description	No. off	Matl. Spec.	Cl. of Equip.		Plate No.
											M.R.	L.M.	
5976	E.A6.73.108							Pipe, assembly, from coupling on rib B to coupling at rib A, maxaret unit return line	1	DTD.323		C	
12506	E.A9.73.296							Pipe, assembly, from variable flow valve tee-piece to thermal relief and transfer valve tee-piece "Closed line" (Pre-Mod. 3961) ...	1	DTD.323		C	
12506	E.A9.73.296							Pipe, assembly, from variable flow valve tee-piece to thermal relief and transfer valve, four-way coupling, "closed line" (Mod. 3961)	1	DTD.323		C	
12507	E.A9.73.306							Pipe, assembly, from thermal relief valve tee to transfer valve undercarriage jack tee-piece "up" line (Pre-Mod. 3961)	1	DTD.323		C	
12508	E.A9.73.313							Pipe, assembly, from undercarriage jack and thermal relief valve tee to transfer valve connection "up" line (Pre-Mod. 3961)	1	DTD.323		C	
12508	E.A9.73.313							Pipe, assembly, from undercarriage jack and thermal relief valve 4-way coupling to transfer connection, "up" line (Mod. 3961)	1	DTD.323		C	
927	E.A3.73.538							Pipe, assembly, from 4-way piece to flexible coupling, undercarriage jack "down" connection	1	DTD.323		C	
2010	E.A3.73.544							Pipe, assembly, from 4-way piece forward of frame A to sequence valve connection on rib E, undercarriage door "closed" line	1	DTD.323		C	
1740	E.A3.73.550							Pipe, assembly, from coupling on rib B to fuselage pipe coupling at main spar, brake pressure line	1	DTD.323		C	
4525	E.A3.73.652							Pipe, assembly, from undercarriage and door jacks thermal relief valves to return line tee	1	DTD.683		C	
5536	E.A3.73.730							Pipe, assembly, from undercarriage thermal relief valve to running coupling at main spar return line	1	DTD.323		C	
5537	E.A3.73.801							Pipe, assembly, from coupling at wing spar to transfer valve, undercarriage jack "up" line (Pre-Mod. 3961)	1	DTD.323		C	
5539	E.A3.73.808							Pipe, assembly, from transfer valve to flexible pipe connection at rib C, undercarriage jack "up" line	1	DTD.323		C	
41176	E.A3.73.5137							Pipe, assembly, from transfer valve to thermal relief valve tee (Mod. 3961)	1	DTD.323		C	
41178	E.A3.73.5140							Pipe, assembly, from lower thermal relief valve to tee-piece (Mod. 3961)	1	DTD.323		C	
41279	E.A9.73.752							Pipe, assembly, from lower thermal relief valve to four-way coupling (Mod. 3961)	1	DTD.323		C	
41281	E.A9.73.754							Pipe, assembly, from upper thermal relief valve to four-way coupling (Mod. 3961)	1	DTD.323		C	
5259	EEAS.21/2ERH							Washer, special ... ..	3	L.72		C	

**SERVICES**  
**HYDRAULIC EQUIPMENT IN STARBOARD WING**

Ref. No.	Part No.	Description	No. off	Matl. Spec.	Cl. of Equip.		Plate No.
					M.R.	L.M.	
	E.A.9.73.707	<b>PIPES, HYDRAULIC, FLAP JACK, ASSEMBLY (MOD. 2304)</b>	—	—	—		
		Spares for:—					
1242	E.A.3.73.773	Clip, pipe, double, 1/4" o/d ... ..	3	L.72	C		
1880	EEAS.91/1	Clip, pipe, double, 1/4" o/d ... ..	10	L.16	C		
5258	EEAS.143/6H	Clip, pipe, single, 1/4" o/d, bonding ... ..	4	L.72	C		
	E.A.9.73.287	Fairlead, at inboard wing rib 7 ... ..	1	LFS.21	—		
	E.A.9.73.719	Pipe, assembly, from coupling between inboard wing ribs 1 and 2 to inboard flaps operating jack tee "down" line	1	DTD.323	C		
871	E.A.1.73.92A	Pipe, assembly, from coupling between inboard wing ribs land 2 to inboard flaps operating jack tee "up" line	1	DTD.323	C		
	E.A.9.73.721	Pipe, assembly, from coupling between inboard wing ribs land 2 to inboard flaps operating jack tee "up" line	1	DTD.323	C		
872	E.A.1.73.92B	Pipe, assembly, from tee-piece inboard flaps operating jack "up" connection	1	DTD.323	C		
	E.A.9.73.733	Pipe, assembly, from tee-piece inboard flaps operating jack "up" connection	1	DTD.323	C		
873	E.A.1.73.92C	Pipe, assembly, from tee-piece inboard flaps operating jack "up" connection	1	DTD.323	C		
	E.A.9.73.735	Pipe, assembly, from tee-piece inboard flaps operating jack "up" connection	1	DTD.323	C		
874	E.A.1.73.92D	Pipe, assembly, from coupling between inboard wing ribs 3 and 4 to engine nacelle pipe coupling outboard flaps "up" line	1	DTD.323	C		
	E.A.9.73.521	Pipe, assembly, from coupling between inboard wing ribs 3 and 4 to engine nacelle pipe coupling, outboard flaps "down" line	1	DTD.323	C		
876	E.A.1.73.92F	Pipe, assembly, engine nacelle transverse pipe, outboard flaps "up" line	1	DTD.323	C		
	E.A.9.73.523	Pipe, assembly, engine nacelle transverse pipe, outboard flaps "up" line	1	DTD.323	C		
875	E.A.1.73.92E	Pipe, assembly, engine nacelle transverse pipe, outboard flaps "up" line	1	DTD.323	C		
	E.A.9.73.526	Pipe, assembly, engine nacelle transverse pipe, outboard flaps "up" line	1	DTD.323	C		
877	E.A.1.73.92G	Pipe, assembly, engine nacelle transverse pipe, outboard flaps "down" line	1	DTD.323	C		
	E.A.9.73.528	Pipe, assembly, engine nacelle transverse pipe, outboard flaps "down" line	1	DTD.323	C		
878	E.A.1.73.92H	Pipe, assembly, from engine nacelle transverse pipe coupling in outer wing to outboard, flaps operating jack "down" connection	1	DTD.323	C		
	E.A.9.73.529	Pipe, assembly, from engine nacelle transverse pipe coupling in outer wing to outboard, flaps operating jack "down" connection	1	DTD.323	C		
879	E.A.1.73.92J	Pipe, assembly, from engine nacelle transverse pipe coupling in outer wing to outboard, flaps operating jack "up" connection	1	DTD.323	C		
	E.A.9.73.531	Pipe, assembly, from engine nacelle transverse pipe coupling in outer wing to outboard, flaps operating jack "up" connection	1	DTD.323	C		
880	E.A.1.73.92K	Washer, special ... ..	17	L.72	C		
5259	EEAS.21/2ERH	Washer, special ... ..	2	L.72	C		
	E.A.3.73.532	<b>PIPES, HYDRAULIC, AT WHEEL WELL BAY DIAPHRAGM, ASSEMBLY</b>	—	—	—		
		Spares for:—					
829	E.A.1.73.181	Clip, thermal relief valve ... ..	1	—	C		
5260	EEAS.143/5H	Clip, pipe, single, 3/8" o/d, bonding ... ..	3	L.72	C		
5258	EEAS.143/6H	Clip, pipe, single, 1/4" o/d, bonding ... ..	6	L.72	C		
908	E.A.3.73.562	Pipe, assembly, from running coupling at undercarriage door diaphragm to flexible hose connection, undercarriage door jack "down" line	1	DTD.323	C		
4526	E.A.3.73.648	Pipe, assembly, from sequence valve and undercarriage door jack tee to thermal relief valve "down" line	1	DTD.323	C		
4527	E.A.3.73.650	Pipe, assembly, from undercarriage door jack thermal relief valve to undercarriage jack thermal relief valve return line tee	1	DTD.323	C		
5259	EEAS.21/2ERH	Washer, special ... ..	10	L.72	C		
7135	EEAS.27/4HR	Washer, special ... ..	2	L.72	C		

**SERVICES**  
**HYDRAULIC EQUIPMENT IN STARBOARD WING**

Ref. No.	Part No.	Description	No. off	Matl. Spec.	Cl. of Equip.	Plate No.
					M.R. L.M.	
		1 2 3 4 5 6				
	E.A9.73.558	<b>PIPES, HYDRAULIC, FOR AIR BRAKE, OUTER WING, ASSEMBLY</b>	—	—	—	
		Spares for:—				
5258	EEAS.143/6H	Clip, pipe, single, 1/4" o/d, bonding ... ..	18	L.72	C	
	E.A9.73.566	Pipe, assembly, air brake, continuation from running coupling between outer wing ribs 1 and 2A to running coupling between outer wing ribs 2 and 2B "in" position	1	DTD.323	C	
945	E.A1.73.284C	Pipe, assembly, air brake continuation, from running coupling between outer wing ribs 1 and 2A to running coupling between outer wing ribs 2 and 2B "out" position	1	DTD.323	C	
	E.A9.73.568	Pipe, assembly, air brake continuation, from running coupling between outer wing ribs 2 and 2B to running coupling between outer wing ribs 3 and 3A "in" position	1	DTD.323	C	
946	E.A1.73.284D	Pipe, assembly, air brake continuation, from running coupling between outer wing ribs 2 and 2B to running coupling between outer wing ribs 3 and 3A "out" position	1	DTD.323	C	
	E.A9.73.570	Pipe, assembly, air brake continuation, from coupling between outer wing ribs 3A and 3 to operating jack coil pipe connection "out" position	1	DTD.323	C	
947	E.A1.73.284E	Pipe, assembly, air brake continuation, from coupling between outer wing ribs 1 and 2A to running coupling between centre wing ribs 6 and 7 "out" position	1	DTD.323	C	
	E.A9.73.572	Pipe, assembly, air brake continuation, from coupling between outer wing ribs 1 and 2A to running coupling between centre wing ribs 6 and 7 "in" position	1	DTD.323	C	
948	E.A1.73.284F	Pipe, assembly, air brake continuation, from coupling between outer wing ribs 1 and 2A to running coupling between centre wing ribs 6 and 7 "in" position	1	DTD.323	C	
	E.A9.73.574	Pipe, assembly, air brake continuation, from coupling between outer wing ribs 1 and 2A to running coupling between centre wing ribs 6 and 7 "in" position	1	DTD.323	C	
949	E.A1.73.284G	Washer, special ... ..	20	L.72	C	
	E.A9.73.576	Pipe, assembly, air brake continuation, from coupling between outer wing ribs 1 and 2A to running coupling between centre wing ribs 6 and 7 "out" position	1	DTD.323	C	
	E.A9.73.578	Pipe, assembly, air brake continuation, from coupling between outer wing ribs 1 and 2A to running coupling between centre wing ribs 6 and 7 "in" position	1	DTD.323	C	
1985	E.A1.73.284J	Washer, special ... ..	4	L.72	C	
	E.A9.73.580	Pipe, assembly, air brake continuation, from coupling between outer wing ribs 1 and 2A to running coupling between centre wing ribs 6 and 7 "out" position	1	DTD.323	C	
1986	E.A1.73.284K	Pipe, assembly, air brake continuation, from coupling between outer wing ribs 1 and 2A to running coupling between centre wing ribs 6 and 7 "in" position	1	DTD.323	C	
5259	EEAS.21/2ERH	Washer, special ... ..	4	L.72	C	
	E.A9.73.560	<b>PIPES, HYDRAULIC, FOR AIR BRAKE ON OUTER WING, RIB 3, ASSEMBLY</b>	—	—	—	
		Spares for:—				
5258	EEAS.143/6H	Clip, pipe, single, 1/4" o/d, bonding ... ..	2	L.72	C	
12516	E.A9.73.562	Pipe, assembly, from connection at bracket on rib 3 to air brake hydraulic operating jack "out" position	1	DTD.477	C	
12515	E.A9.73.564	Pipe, assembly, from connection at bracket on rib 3 to air brake hydraulic operating jack "in" position	1	DTD.477	C	
5259	EEAS.21/2ERH	Washer, special ... ..	4	L.72	C	

87 Az/11  
Pages 1589 to 1608 not issued



SERVICES

HYDRAULIC EQUIPMENT IN PORT AND STARBOARD WINGS

Ref. No.	Part No.	Description	No. off	Matl. Spec.	Cl. of Equip.		Plate No.
					M.R.	L.M.	
		1 2 3 4 5 6					
<b>SUMMARY OF STOCK ITEMS USED ON HYDRAULIC EQUIPMENT IN PORT AND STARBOARD WINGS, ASSEMBLY</b>							
28F/8011809	AGS.1104/B	Adapter, nipple, 1/4" BSP	...	...	...		C
28F/9140971	AGS.1104/C	Adapter, nipple, 3/8" BSP	...	...	...		C
28F/8011883	AGS.1102/B	Body, cone, union, 1/4" BSP	...	...	...		C
28F/9471001	AGS.1102/C	Body, cone, union, 3/8" BSP	...	...	...		C
28F/9877	AGS.1103/E	Body, union, 3/8" BSP	...	...	...		C
28F/11080	AGS.1106/B	Body, union, 1/4" BSP	...	...	...		C
28F/9439766	AGS.1106/C	Body, union, 3/8" BSP	...	...	...		C
28F/1013402	AGS.1111/B	Body, union, 1/4" BSP	...	...	...		C
28F/9714	AGS.1111/C	Body, union, bulkhead, 3/8" BSP	...	...	...		C
28F/9476128	AGS.1112/E	Body, union, 1/4" BSP	...	...	...		C
28F/8011887	AGS.1113/B	Body, cone, union, 1/4" BSP	...	...	...		C
28F/9130662	AGS.1147/B	Body, union, bulkhead, 1/4" BSP	...	...	...		C
28F/9439533	AGS.1129/B	Body, cone, banjo, 1/4" BSF	...	...	...		C
28D/1010658	A25/1B	Bolt, 4 BA, hex. head, 0"5 long	...	...	...		C
28D/1008149	A25/2B	Bolt, 4 BA, hex. head, 0"6 long	...	...	...		C
28D/9419452	A25/3B	Bolt, 4 BA, hex. head, 0"7 long	...	...	...		C
28D/1010029	A25/6B	Bolt, 4 BA, hex. head, 1" long	...	...	...		C
28D/1011013	A25/13B	Bolt, 4 BA, hex. head, 1"7 long	...	...	...		C
28D/9436920	A25/1C	Bolt, 2 BA, hex. head, 0"55 long	...	...	...		C
28D/9133011	A25/2C	Bolt, 2 BA, hex. head, 0"65 long	...	...	...		C
28D/1010030	A.25/7C	Bolt, 2 BA, hex. head, 1"15 long	...	...	...		C
28D/9140644	A25/9C	Bolt, 2 BA, hex. head, 1"35 long	...	...	...		C
28D/9140645	A25/10C	Bolt, 2 BA, hex. head, 1"45 long	...	...	...		C
28D/9435710	A25/11C	Bolt, 2 BA, hex. head, 1"55 long	...	...	...		C
28D/9419397	A25/12C	Bolt, 2 BA, hex. head, 1"65 long	...	...	...		C
28D/9133014	A25/13C	Bolt, 2 BA, hex. head, 1"75 long	...	...	...		C
28D/9140647	A25/14C	Bolt, 2 BA, hex. head, 1"85 long	...	...	...		C
28D/1011021	A25/16C	Bolt, 2 BA, hex. head, 2"5 long	...	...	...		C
28D/1011023	A25/20C	Bolt, 2 BA, hex. head, 2"45 long	...	...	...		C
28D/1212939	A61/1C	Bolt, 2 BA, hex. head, 0"55 long	...	...	...		C
28D/1212940	A61/2C	Bolt, 2 BA, hex. head, 0"65 long	...	...	...		C
28D/1212941	A61/3C	Bolt, 2 BA, hex. head, 0"75 long	...	...	...		C
28D/1212942	A61/4C	Bolt, 2 BA, hex. head, 0"85 long	...	...	...		C
28D/1212944	A61/7C	Bolt, 2 BA, hex. head, 1"15 long	...	...	...		C
28D/9434863	A61/9C	Bolt, 2 BA, hex. head, 1"35 long	...	...	...		C
28D/1212957	A61/25C	Bolt, 2 BA, hex. head, 2"95 long	...	...	...		C
28F/9423227	AGS.1135/B	Bolt, banjo	...	...	...		C
28F/1013401	AGS.1107/A	Coupling, pipe	...	...	...		C
28F/9508223	AGS.1123/C	Coupling, pipe, 4-way	...	...	...		C
28F/1013599	AGS.1142/A	Nipple, adapter	...	...	...		C
28F/8011896	AGS.1142/C	Nipple, adapter	...	...	...		C
28F/9439897	AGS.1142/E	Nipple, adapter	...	...	...		C
28M/9403519	A27/BP	Nut, 4 BA, plain	...	...	...		C
28M/1006504	A27/BT	Nut, 4 BA, thin	...	...	...		C
28M/9403520	A27/CP	Nut, 2 BA, plain	...	...	...		C
28M/13124	A27/CT	Nut, 2 BA, thin	...	...	...		C
28M/13324	A29/CP	Nut, 2 BA, plain	...	...	...		C
28F/9584	AGS.1148/B	Nut, 1" BSF, thin	...	...	...		C
28M/1278189	AGS.2001/B/1	Nut, stiff, 4 BA	...	...	...		C
28M/1278190	AGS.2001/C/1	Nut, stiff, 2 BA	...	...	...		C

SERVICES

HYDRAULIC EQUIPMENT IN PORT AND STARBOARD WINGS

Ref. No.	Part No.	Description						No. off	Matl. Spec.	Cl. of Equip. M.R. L.M.	Plate No.
		1	2	3	4	5	6				
28M/10319	AGS.2002/C/3	Nut, stiff, 2 BA	...	...	...	...	...	...		C	
28F/9128928	AGS.1115/2	Plate, washer	...	...	...	...	...	...		C	
28F/11492	AGS.1115/3	Plate, washer	...	...	...	...	...	...		C	
28F/9128929	AGS.1115/4	Plate, washer	...	...	...	...	...	...		C	
28F/8872	AGS.1115/7	Plate, washer	...	...	...	...	...	...		C	
28F/9130664	AGS.1149/2	Plate, washer	...	...	...	...	...	...		C	
28S/1200033	A31/B24	Screw, 4 BA, cheese head, 3/4" long	...	...	...	...	...	...		C	
28S/9995325	A33/B8	Screw, 4 BA, c'sk head, 1/4" long	...	...	...	...	...	...		C	
28F/9428453	AGS.1186/B	Seal, bonded	...	...	...	...	...	...		C	
28F/9429527	AGS.1186/BB	Seal, bonded	...	...	...	...	...	...		C	
28F/9429532	AGS.1186/C	Seal, bonded	...	...	...	...	...	...		C	
28F/9428454	AGS.1186/CC	Seal, bonded	...	...	...	...	...	...		C	
28F/9128943	AGS.1114/B	Sleeve, flanged bulkhead, screwed	...	...	...	...	...	...		C	
28F/8011811	AGS.1118/B	Tee, cone, 1/4" BSP	...	...	...	...	...	...		C	
28F/9476124	AGS.1118/C	Tee, cone, 3/8" BSP	...	...	...	...	...	...		C	
28F/9463543	AGS.1120/1	Tee, cone 1/4" BSP	...	...	...	...	...	...		C	
28F/9439102	AGS.1105/B	Union, adaptor, 1/4" BSP	...	...	...	...	...	...		C	
28F/9423237	AGS.1132/B	Union, banjo, 1/4" BSF	...	...	...	...	...	...		C	
28W/9416642	SP.47/B	Washer, 4 BA, spring	...	...	...	...	...	...		C	
28W/9416643	SP.47/C	Washer, 2 BA, spring	...	...	...	...	...	...		C	
28W/9419402	SP.13/C	Washer, 2 BA, plain	...	...	...	...	...	...		C	
28W/9419474	SP.15/B	Washer, 4 BA, plain	...	...	...	...	...	...		C	
28W/9419475	SP.15/C	Washer, 2 BA, plain	...	...	...	...	...	...		C	
28W/9419486	SP.16/B	Washer, 4 BA, plain	...	...	...	...	...	...		C	


NOTE:— Pages 1611 to 1612 not issued

HYDRAULIC EQUIPMENT IN INNER WING LEADING EDGE, PORT

Ref. No.	Part No.	Description	No. off	Matl. Spec.	Cl. of Equip.	Plate No.
					M.R. L.M.	
	E.A9.73.77	<b>HYDRAULIC EQUIPMENT IN INNER WING LEADING EDGE, PORT, ASSEMBLY</b>	—	—	—	
		Spares for:—				
881	E.A1.73.191	<b>Bolt</b> , special, banjo body fitting at Lockheed hydraulic pump, suction line	1	S.11	C	
882	E.A1.73.193	<b>Bolt</b> , special, banjo body fitting at Lockheed hydraulic pump, delivery line	1	S.11	C	
5348	EEAS.143/8H	<b>Clip</b> , single, $\frac{3}{8}$ " o/d, bonding ... ..	1	L.72	C	
5523	EEAS.143/23H	<b>Clip</b> , pipe, single, $\frac{5}{8}$ " o/d, bonding ... ..	1	L.72	C	
12436	E.A9.73.165	<b>Clip</b> pipe, special, at diaphragm between ribs 2 and 3	1	L.72	C	
30965	E.A3.73.915	<b>Coupling</b> , special (Mod. 2560) ... ..	1	S.91	C	
22789	E.A9.73.93	<b>Fairlead</b> , hydraulic pump, flexible pipes ... ..	2	LFS.21	C	
22802	E.A9.73.163	<b>Fairlead</b> , at diaphragm between ribs 2 and 3 for flexible suction and delivery pipes	1	LFS.21	C	
	E.A9.73.583	<b>Fairlead</b> , at diaphragm between ribs 2 and 3, for flexible suction and delivery pipes	1	LFS.21	—	
886	E.A1.73.189	<b>Fitting</b> , banjo body, special connection to flexible hose at Lockheed hydraulic pump delivery line	1	L.40	C	
885	E.A1.73.247	<b>Fitting</b> , banjo body, special connection for flexible hose at Lockheed hydraulic pump suction line (Pre Mod. 2701)	1	L.40 or DTD 683	C	
37585	E.A1.73.403	<b>Fitting</b> , banjo body, special connection for flexible hose at Lockheed hydraulic pump suction line (Mod. 2701)	1	DTD.423	C	
12437	E.A9.73.173	<b>Pipe</b> , assembly, intermediate through rib 1 suction line	1	L.56	C	
30993	E.A9.73.745	<b>Pipe</b> , assembly, from coupling at rib 1 to fuselage connection inboard of rib 1 delivery line	1	DTD.743	C	
12438	E.A9.73.233	<b>Pipe</b> , assembly, from Avery coupling at rib 2 to intermediate pipe connection suction line	1	L.56	C	
30994	E.A9.73.747	<b>Pipe</b> , assembly, from Avery coupling at rib 2 to coupling at rib 1 delivery line	1	DTD.743	C	
980	EEAS.20/1DR	<b>Tab</b> , locking, 20 SWG ... ..	1	L.72	C	
981	EEAS.20/2DR	<b>Tab</b> , locking, 20 SWG ... ..	4	L.72	C	
30967	E.A3.73.907	<b>Union</b> , body, rib 1 (Mod. 2560) ... ..	1	S.91	C	
5259	EEAS.21/2ERH	<b>Washer</b> , special, 18 SWG ... ..	2	L.72	C	
22804	E.A9.73.167	<b>Washer</b> , special, for pipe clip at diaphragm between ribs 2 and 3	1	L.72	C	
22805	E.A9.73.168	<b>Washer</b> , special, for pipe clip at diaphragm between ribs 2 and 3	1	L.72	C	

Ref. No.	Part No.							Description	No off	Matl. Spec.	Cl. of Equip.	Plate No.
		1	2	3	4	5	6				M.R. L.M.	

**Pages 1615 to 1624 not issued**




**HYDRAULIC EQUIPMENT IN INNER WING LEADING EDGE, STARBOARD**

Ref. No.	Part No.	Description	No. off	Matl. Spec.	Cl. of Equip.		Plate No.
					M.R.	L.M.	
	E.A9.73.78	<b>HYDRAULIC EQUIPMENT IN INNER WING LEADING EDGE, STARBOARD, ASSEMBLY</b>					
		Spares for:—					
881	E.A1.73.191	Bolt, special, banjo body fitting at Lockheed hydraulic pump suction line	1	S.11		C	
882	E.A1.73.193	Bolt, special, banjo body fitting at Lockheed hydraulic pump delivery line	1	S.11		C	
12436	E.A9.73.165	Clip, pipe, special, at diaphragm between ribs 2 and 3	1	L.72		C	
2340	E.A3.73.281	Clip, half, accumulator mounting ... ..	2	—		C	
2364	E.A2.73.111	Elbow, union, special, pressure gauge connection ...	1	—		C	
22788	E.A9.73.91	Fairlead, for Lockheed cut-out pipes at rib 2 ...	1	LFS.21		C	
22789	E.A9.73.93	Fairlead, hydraulic pump, flexible pipes ... ..	2	LFS.21		C	
22803	E.A9.73.164	Fairlead, at diaphragm between ribs 2 and, 3 for flexible suction and delivery pipes	1	LFS.21		C	
891	E.A1.73.199	Fairlead ... ..	1	LFS.21		C	
886	E.A1.73.189	Fitting, banjo body, special, connection to flexible hose at Lockheed hydraulic pump delivery line	1	L.40		C	
885	E.A1.73.247	Fitting, banjo body, special, connection at Lockheed hydraulic pump suction line (Pre Mod. 2701)	1	L.40 DTD.423		C	
37585	E.A1.73.403	Fitting, banjo body, special, connection at Lockheed hydraulic pump suction line (Mod. 2701)	1	DTD.423		C	
6896	E.B7.73.61	Pipe, assembly, from Lockheed cut-out valve to Lockheed accumulator tee pressure line	1	—		C	
6901	E.B6.73.185	Pipe, assembly, from Lockheed accumulator tee to non-return valve inboard of rib 1 pressure line	1	—		C	
6897	E.B7.73.65	Pipe, assembly, from Lockheed cut-out valve to accumulator pressure line	1	DTD.323		C	
6898	E.B7.73.69	Pipe, assembly, from accumulator adaptor on rib 1 to charging valve tee	1	DTD.323		C	
6899	E.B7.73.71	Pipe, assembly, from pressure gauge tee to charging valve	1	DTD.323		C	
6900	E.B7.73.73	Pipe, assembly, from accumulator to charging valve and pressure gauge tee	1	DTD.323		C	
12439	E.A9.73.79	Pipe, assembly, from Avery coupling at rib 2 to connection at rib 1 suction line	1	L.56		C	
30987	E.B7.73.361	Pipe, assembly, from Avery coupling at rib 2 to non-return valve delivery line (Mod. 2560)	1	DTD.743		C	
30988	E.B7.73.363	Pipe, assembly, from non-return valve to Lockheed cut-out valve tee delivery line (Mod. 2560)	1	DTD.743		C	
30989	E.B7.73.365	Pipe, assembly, from Lockheed hydraulic pumps tee to cut-out valve delivery line (Mod. 2560)	1	DTD.743		C	
30990	E.B7.73.367	Pipe, assembly, from Lockheed cut-out valve tee to non-return valve, port engine driven pump delivery line (Mod. 2560)	1	DTD.743		C	

**HYDRAULIC EQUIPMENT IN INNER WING LEADING EDGE, STARBOARD**

Ref. No.	Part No.	1	2	3	4	5	6	Description	No. off	Matl. Spec.	Cl. of Equip.		Plate No.
											M.R.	L.M.	
30991	E.B7.73.369							Pipe, assembly, from non-return valve inboard of rib 1 to coupling at rib 1, port, engine driven pump (Mod. 2560)	1	DTD.743		C	
6904	E.B6.73.175							Pipe, assembly, from accumulator to adaptor on rib 1	1	DTD.323		C	
6903	E.B6.73.181							Pipe, assembly, from coupling outboard of rib 1 to coupling inboard of rib 1 return line	1	DTD.323		C	
6895	E.B6.73.183							Pipe, assembly, from Lockheed cut-out valve at leading edge to coupling inboard of rib 1 return line	1	—		C	
980	EEAS.20/1DR							Tab, locking, 20 SWG ... ..	4	L.72		C	
981	EEAS.20/2DR							Tab, locking, 20 SWG ... ..	7	L.72		C	
30966	E.A3.73.905							Tee, cone, cut-out valve junction pipe (Mod. 2560)	1	S.91		C	
30967	E.A3.73.907							Union, body, rib 1 (Mod. 2560) ... ..	1	S.91		C	
22804	E.A9.73.167							Washer, special, for pipe clip at diaphragm between ribs 2 and 3	1	L.72		C	
22805	E.A9.73.168							Washer, special, for pipe clip at diaphragm between ribs 2 and 3	1	L.72		C	

**Pages 1627 to 1636 not issued**



HYDRAULIC EQUIPMENT IN INNER WING LEADING EDGE, PORT AND STARBOARD

Ref. No.	Part No.	Description						No. off	Matl. Spec.	Cl. of Equip.	Plate No.
		1	2	3	4	5	6			M.R. L.M.	
<b>SUMMARY OF STOCK ITEMS USED ON HYDRAULIC EQUIPMENT IN INNER WING, LEADING EDGE, PORT AND STARBOARD, ASSEMBLY</b>											
28F/8011809	AGS.1104/B	Adapter, cone, $\frac{1}{4}$ " o/d.	...	...	...	...	...			C	
28F/9140971	AGS.1104/C	Adapter, cone, $\frac{3}{8}$ " o/d.	...	...	...	...	...			C	
28F/1013599	AGS.1142/A	Adapter, nipple, $\frac{3}{16}$ " o/d.	...	...	...	...	...			C	
28F/8011896	AGS.1142/C	Adapter, nipple, $\frac{3}{8}$ " o/d.	...	...	...	...	...			C	
28F/9439897	AGS.1142/E	Adapter, nipple, $\frac{3}{8}$ " o/d.	...	...	...	...	...			C	
28F/9439533	AGS.1129/B	Body, banjo, single-ended cone, $\frac{1}{4}$ " o/d.	...	...	...	...	...			C	
28F/9471001	AGS.1102/C	Body, cone, union, $\frac{3}{8}$ " BSP	...	...	...	...	...			C	
28F/9877	AGS.1103/E	Body, union	...	...	...	...	...			C	
28F/1013402	AGS.1111/B	Body, union, bulkhead, $\frac{1}{4}$ " BSP	...	...	...	...	...			C	
28F/9714	AGS.1111/C	Body, union, bulkhead, $\frac{3}{8}$ " BSP	...	...	...	...	...			C	
28F/9476128	AGS.1112/E	Body, union, flanged, bulkhead, $\frac{5}{8}$ " BSP	...	...	...	...	...			C	
28D/1010658	A25/1B	Bolt, 4 BA, hex. head, 0"5 long	...	...	...	...	...			C	
28D/1008149	A25/2B	Bolt, 4 BA, hex. head, 0"6 long	...	...	...	...	...			C	
28D/9436920	A25/1C	Bolt, 2 BA, hex. head, 0"55 long	...	...	...	...	...			C	
28D/9133011	A25/2C	Bolt, 2 BA, hex. head, 0"65	...	...	...	...	...			C	
28D/1200119	A25/4C	Bolt, 2 BA, hex. head, 0"85 long	...	...	...	...	...			C	
28D/9140644	A25/9C	Bolt, 2 BA, hex. head, 1"35 long	...	...	...	...	...			C	
28D/9435710	A25/11C	Bolt, 2 BA, hex. head, 1"55 long	...	...	...	...	...			C	
28D/1011022	A25/18C	Bolt, 2 BA, hex. head, 2"25 long	...	...	...	...	...			C	
28D/1011023	A25/20C	Bolt, 2 BA, hex. head, 2"45 long	...	...	...	...	...			C	
28D/12814	A25/29E	Bolt, $\frac{1}{2}$ " BSF, hex. head, 3"4 long	...	...	...	...	...			C	
28D/1212591	A25/30E	Bolt, $\frac{1}{2}$ " BSF, hex. head, 3"5 long	...	...	...	...	...			C	
28D/1212941	A61/3C	Bolt, 2 BA, hex. head, 0"75 long	...	...	...	...	...			C	
28D/1212957	A61/25C	Bolt, 2 BA, hex. head, 2"95 long	...	...	...	...	...			C	
28F/9423227	AGS.1135/B	Bolt, banjo, $\frac{1}{4}$ "	...	...	...	...	...			C	
28M/1006504	A27/BT	Nut, 4 BA, thin	...	...	...	...	...			C	
28M/13324	A29/CP	Nut, 2 BA, plain	...	...	...	...	...			C	
28M/1278189	AGS.2001/B/1	Nut, stiff, 4 BA	...	...	...	...	...			C	
28M/1278190	AGS.2001/C/1	Nut, stiff, 2 BA	...	...	...	...	...			C	
28S/1200033	A31/B24	Screw, 4 BA, cheese head, $\frac{3}{4}$ " long	...	...	...	...	...			C	
28F/9428453	AGS.1186/B	Seal, bonded	...	...	...	...	...			C	
28F/9429527	AGS.1186/BB	Seal, bonded	...	...	...	...	...			C	
28F/9429532	AGS.1186/C	Seal, bonded	...	...	...	...	...			C	
28F/9428454	AGS.1186/CC	Seal, bonded	...	...	...	...	...			C	
28F/9128943	AGS.1114/B	Sleeve, flanged, bulkhead, $\frac{1}{4}$ " BSP	...	...	...	...	...			C	
28F/9476124	AGS.1118/C	Tee, cone, $\frac{3}{8}$ "	...	...	...	...	...			C	
28F/9463543	AGS.1120/1	Tee, cone, $\frac{1}{4}$ " x $\frac{1}{4}$ " x $\frac{3}{16}$ "	...	...	...	...	...			C	
28W/9419465	SP.13/B	Washer, 4 BA, thin	...	...	...	...	...			C	
28W/9419402	SP.13/C	Washer, 2 BA, thin	...	...	...	...	...			C	
28W/9419475	SP.15/C	Washer, 2 BA, thin	...	...	...	...	...			C	
28W/9416642	SP.47/B	Washer, 4 BA, spring	...	...	...	...	...			C	
28W/9416643	SP.47/C	Washer, 2 BA, spring	...	...	...	...	...			C	
28F/9128928	AGS.1115/2	Washer, plate	...	...	...	...	...			C	
28F/11492	AGS.1115/3	Washer, plate	...	...	...	...	...			C	
28F/9128929	AGS.1115/4	Washer, plate	...	...	...	...	...			C	
28F/8872	AGS.1115/7	Washer, plate	...	...	...	...	...			C	

Ref. No.	Part No.							No. off	Matl. Spec.	Cl. of Equip.	Plate No.
		1	2	3	4	5	6			M.R. L.M.	

INVERTER COOLING PIPES

Ref. No.	Part No.	Description	No. off	Matl. Spec.	Cl. of Equip.	Plate No.
					M.R. L.M.	
	E.A9.74.10003	<b>INVERTER COOLING PIPES, ASSEMBLY (MOD. 1949)</b>	—	—	—	
		Spares for:—				
	E.A9.74.103	<b>Block</b> , equipment floor, for inverter cooling pipe ...	1	LFS.21	LM	
	E.A9.74.163	<b>Clip</b> , "P" ... ..	1	—	C	
		Attaching parts for E.A9.74.163:—				
28D/1010658	A25/1B	<b>Bolt</b> , 4 BA ... ..	1	—	C	
28M/1278189	AGS.2001/B/1	<b>Nut</b> , 4 BA ... ..	1	—	C	
28W/9419474	SP.15/B	<b>Washer</b> ... ..	1	—	C	
	E.A9.74.105	<b>Clip</b> , "P" ... ..	1	—	—	
		Attaching parts for E.A9.74.105:—				
28D/9140645	A25/10C	<b>Bolt</b> , 2 BA ... ..	2	—	C	
28M/1278190	AGS.2001/C/1	<b>Nut</b> , 2 BA ... ..	2	—	C	
	E.A9.74.31	<b>Shim</b> ... ..	2	—	—	
28W/9419475	SP.15/C	<b>Washer</b> ... ..	2	—	C	
	37811	<b>Cover</b> , end, 201 inverter ... ..	1	—	C	
	E.A9.74.7	<b>Duct</b> , curved, air intake under equipment floor, port	1	—	—	
	E.A9.74.79	<b>Duct</b> , tapered, lower air intake under equipment floor, port	1	—	—	
		Attaching parts for E.A9.74.7 and E.A9.74.79:—				
28D/9436920	A25/1C	<b>Bolt</b> , 2 BA ... ..	6	—	C	
28M/1278190	AGS.2001/C/1	<b>Nut</b> , 2 BA ... ..	6	—	C	
28W/9419475	SP.15/C	<b>Washer</b> ... ..	6	—	C	
	E.A9.74.81	<b>Duct</b> , tapered, upper air intake under equipment floor, port	1	—	—	
37809	E.C1.74.701	<b>Duct</b> , lower, under equipment floor, starboard ...	1	—	B	
37804	E.A9.74.10007	<b>Duct</b> , tapered, upper, under equipment floor, starboard	1	—	B	
37805	E.A9.74.10009	<b>Duct</b> , bleeder, under equipment floor, starboard ...	1	—	B	
		Attaching parts for E.A9.74.10007 and E.A9.74.10009:—				
28D/9436920	A25/1C	<b>Bolt</b> , 2 BA ... ..	8	—	C	
28W/9419475	SP.15/C	<b>Washer</b> ... ..	8	—	C	
12575	E.A9.74.35	<b>Gasket</b> , air intake pipe, starboard, 5"75 x 2"022 x 1/8" thick	1	—	C	
12569	E.A9.74.43	<b>Gasket</b> , port, flanged pipe joint at equipment floor, 3"35 x 3"35 x 1/8" thick	1	—	C	
12577	E.A9.74.93	<b>Gasket</b> , port, flanged pipe joint at equipment floor, 4"25 dia. x 1/8" thick	1	—	C	
12576	E.A9.74.101	<b>Gasket</b> , air intake pipe, port, 5"75 x 2"022 x 1/8" thick	2	—	C	
37807	E.A9.74.10013	<b>Gasket</b> ... ..	1	—	C	
37808	E.A9.74.10015	<b>Gasket</b> ... ..	1	—	C	
12572	E.A9.74.91	<b>Hose</b> , connecting, 3"0 i/d x 3"0 long ... ..	1	Silastic	C	
12574	E.A9.74.107	<b>Hose</b> , connecting, 2"375 i/d x 2"5 long ... ..	1	Silastic	C	
12206	E.B7.57.181	<b>Hose</b> , connecting ... ..	2	—	C	
4762	E.A3.57.185	<b>Hose</b> , connecting, for 103 inverter, 2"0 i/d x 3" long	1	BAS.16	C	
37810	E.C1.74.2581	<b>Hose</b> , connecting ... ..	1	—	C	

**INVERTER COOLING PIPES**

Ref. No.	Part No.	Description	No. off	Matl. Spec.	Cl. of Equip.		Plate No.
					M.R.	L.M.	
		1 2 3 4 5 6					
	E.C3.74.11	<b>PIPE, ASSEMBLY, FROM AIR INTAKE ON EQUIPMENT FLOOR TO 201 INVERTER, PORT</b>	1	—	—		
		Spares for:—					
12206	E.B7.57.181	Hose, connecting ... ..	1	—	C		
37812	E.C3.74.13	Pipe, 2 1/4" o/d. x 20 SWG ... ..	1	L.54	C		
37813	E.C3.74.15	Pipe, 2 1/4" o/d. x 20 SWG ... ..	1	L.54	C		
12579	E.A9.74.83	Pipe, air duct, connecting through equipment floor, port	1	—	B		
		Attaching parts for E.A9.74.83:—					
28D/9133012	A25/3C	Bolt, 2 BA ... ..	4	—	C		
28M/1278190	AGS.2001/C/1	Nut, 2 BA ... ..	2	—	C		
28W/9419475	SP.15/C	Washer ... ..	4	—	C		
12583	E.A9.74.85	Pipe, assembly, from inverter cooling pipe to air duct connecting pipe, port	1	—	B		
12582	E.A9.74.109	Pipe, from starboard air intake to inverter 103 ...	1	—	B		
38505	E.A9.74.10019	Pipe, assembly, adjoining inverter 100A (Mod. 2625)	1	—	C		
26641	E.A9.74.145	<b>PIPE, INVERTER COOLING, ASSEMBLY (MOD. 2179)</b>	1	—	B/MR		
		Spares for:—					
	E.A9.74.147	Pipe, branch ... ..	1	—	—		
	E.A9.74.149	Pipe, bend, 1" o/d. x 20 SWG ... ..	1	L.59	—		
	BAS.21/W	Pipe, flexible, 1" bore x 8 1/2" long (cut from Ref. 13216)	1	Bells Asbestos	—		
1593	EEAS.66/1	Ring, clamping, 1 1/8" i/d. ... ..	2	L.72	C		

Pages 1641 to 1650 not issued



**INVERTER COOLING PIPES**

Ref. No.	Part No.	Description	No off	Matl. Spec.	Cl. of Equip.	Plate No.
					M.R. L.M.	
<b>SUMMARY OF STOCK ITEMS USED ON INVERTER COOLING PIPES, ASSEMBLY</b>						
28D/12528	A25/1B	Bolt, 4 BA	...	...		C
28D/9436920	A25/1C	Bolt, 2 BA	...	...		C
28D/12531	A25/3C	Bolt, 2 BA	...	...		C
28D/12515	A25/10C	Bolt, 2 BA	...	...		C
28M/10287	AGS.2001/B/1	Nut, 4 BA	...	...		C
28M/10288	AGS.2001/C/1	Nut, 2 BA	...	...		C
28W/9419474	SP.15/B	Washer	...	...		C
28W/9419475	SP.15/C	Washer	...	...		C

Restricted

Ref. No.	Part No.	Description						No. off	Matl. Spec.	Cl. of Equip.	Plate No.
		1	2	3	4	5	6			M.R. L.M.	

**NOSE DE-MISTING SYSTEM**

Ref. No.	Part No.	Description	No. off	Matl. Spec.	Cl. of Equip.		Plate No.
					M.R.	L.M.	
	E.A9.76.5	<b>NOSE DE-MISTING SYSTEM, ASSEMBLY</b> ... ..	—	—	—	—	
		Spares for:—					
20461	EEAS.143/8	Clip, pipe ... ..	2	—	C		
	E.A9.76.403	Clip, pipe ... ..	2	L.72	—		S.7/8
17527	EEAS.143/12	Clip, pipe ... ..	5	—	C		
12521	E.A9.76.75	<b>DRIER, STATIC AIR, GROUP</b> ... ..	1	—	A		S.7/8
		Consisting of:—					
28E/8186	AGS.605/4Y	Clip, jubilee ... ..	2	—	C		
	E.A9.76.73	Container, static air drier ... ..	1	—	—		S.7/8
	VOKES						
27B/2900	A.12681	Filter ... ..	2	—	B		
2842	E.A3.76.105	Hose, connecting air drier container and valve, 3/8" o/d x 3" i/d x 2" long	1	Rubber	C		
	E.A3.76.107	<b>VALVE, GROUP</b> ... ..	1	—	—		
		Spares for:—					
2843	E.A3.76.147	Seal ... ..	1	Rubber	C		S.7/8
2844	E.A3.76.149	Spring ... ..	2	Spring Steel	C		S.7/8
12522	E.A9.76.237	<b>DRIER, AIR, GROUP</b> ... ..	1	—	A		
		Spares for:—					
	E.A9.76.41	Bolt, special ... ..	1	S.95	—		S.7/8
	E.A9.76.37	Cap, end ... ..	1	DTD.683 or L.65	—		S.7/8
12523	E.A9.76.67	Filter ... ..	1	—	B		S.7/8
12524	E.A9.76.239	<b>FILTER, AIR, GROUP</b> ... ..	1	—	A		
		Spares for:—					
	E.A9.76.41	Bolt, special ... ..	3	S.95	—		S.7/8
	E.A9.76.55	Cap, end screwed 5/8", BSP ... ..	1	DTD.683 or L.65	—		S.7/8
	E.A9.76.321	Case, outer, assembly ... ..	1	—	—		
1892	†	Element, filter (Purolator MFA.36A) ... ..	1	—	B		
28M/801	AGS.113/B	Nut, wing, 4 BA ... ..	3	—	C		
8978	E.A3.76.67	Plug, sealing ... ..	1	DTD.683	C		S.7/8
1818	E.A3.76.75	Spring ... ..	1	DTD.215	C		S.7/8
1819	E.A3.76.71	Washer, sealing, rubber ... ..	2	Shore No. 30	C		S.7/8
	E.A9.76.213	Washer, sealing, rubber ... ..	1	Shore No. 30	C		
28W/3088	AGS.163/B	Washer, spring, 4 BA ... ..	3	—	C		
12525	E.A9.76.131	Hose, connecting, 1/2" o/d x 5/8" i/d x 1'6" long ...	6	Natural Rubber	C		S.7/8
	E.A9.76.185	Hose, connecting blower unit, 5/8" i/d x 3/4" o/d x 2" long (Make from Ref. 12526)	2	Natural Rubber	LM		
	E.A9.76.317	Packing, rubber, for blower unit, 3"5 x 1"6 x 0"25 thick (Make from Ref. 32C/7)	1	Shore No. 40	LM		
12527	E.A9.76.157	Pipe, assembly, branch, from connection at frame A to starboard observation window, perspex nose and static air drier	1	L.54	C		
	E.A9.76.259	Pipe, assembly, from connection at frame A to air filter connection	1	L.56	—		
	E.A9.76.241	Pipe, assembly, from air filter to blower unit connection	1	L.56	—		
12528	E.A9.76.243	Pipe, assembly, branch, from air filter connection to port observation window and perspex nose	1	L.56	C		

X 28M 1013-165

**NOSE DE-MISTING SYSTEM**

Ref. No.	Part No.	1	2	3	4	5	6	Description	No. off	Matl. Spec.	Cl. of Equip.		Plate No.
											M.R.	L.M.	
	E.A9.76.245							Pipe, assembly, from blower unit connection to air drier	1	L.56	—	—	
	E.A9.76.249							Pipe, assembly, between port and starboard observation windows hose connections, 1/2" o/d x 20 SWG	1	L.56	—	—	
	EEAS.20/2EP							Tab, locking ... ..	3	—	—	—	
	E.A9.76.27							<b>UNIT, NOSE DE-MISTING BLOWER, ASSEMBLY</b> Spares for this assembly are identical with those for Part No. E.A9.76.27 on page 1282	1	—	—	—	

**Pages 1655 to 1664 not issued**



SERVICES  
NOSE DE-MISTING SYSTEM

Ref. No.	Part No.						Description	No. off	Matl. Spec.	Cl. of St.	Plate No.
		1	2	3	4	5				M.R. L.M.	
<b>SUMMARY OF STOCK ITEMS USED ON NOSE DE-MISTING SYSTEM, ASSEMBLY</b>											
28D/12528	A25/1B						<b>Bolt</b> , 4 BA, hex. head, .75 long	...	...		C
28D/12531	A25/3C						<b>Bolt</b> , 2 BA, hex. head, .75 long	...	...		C
28D/11540	AS.1246/2B						<b>Bolt</b> , 4 BA, round head, .755 long	...	...		C
28F/8278	AGS.1142/E						<b>Nipple</b> , adaptor	...	...	...	C
28M/801	AGS.113/B						<b>Nut</b> , wing	...	...	...	C
28M/10287	AGS.2001/B/1						<b>Nut</b> , stiff, 4 BA	...	...	...	C
28M/10290	AGS.2001/E/1						<b>Nut</b> , stiff, 1/4" BSF	...	...	...	C
28F/9877	AGS.1103/E						<b>Union</b> , adaptor	...	...	...	C
28F/8870	AGS.1105/E						<b>Union</b> , body	...	...	...	C
28W/12306	SP15/B						<b>Washer</b> , 4 BA, plain	...	...	...	C
28W/12296	SP15/C						<b>Washer</b> , 2 BA, plain	...	...	...	C
28W/3088	AGS.163/B						<b>Washer</b> , spring	...	...	...	C

SERVICES  
NOSE DE-MISTING SYSTEM

Ref. No.	Part No.	1	2	3	4	5	Description	No. off	Matl. Spec.	Cl. of St.		Plate No.
										M.R.	L.M.	

**SERVICES  
OXYGEN SYSTEM**

Ref. No.	Part No.	Description	off	Matl. Spec.	Cl. of Equip.		Plate No.
					M.R.	L.M.	
		1 2 3 4 5 6					
	E.A9.71.43	<b>OXYGEN SYSTEM, ASSEMBLY</b>	—	—	—		
		Spares for:—					
	E.A9.71.127	<b>BOMB AIMER'S OXYGEN SYSTEM</b>	—	—	—		
		Spares for:—					
12517	E.A9.71.157	<b>CLIP</b> , pipe, support ... ..	1	L.72		C	
5183	EEAS.143/25	<b>CLIP</b> , pipe, single, $\frac{7}{8}$ " o/d. ... ..	1	L.72		C	
28E/9438652	AS.2294/6	<b>CLIP</b> , spring ... ..	1	—		C	
12518	E.A9.71.155	<b>PIPE</b> , from regulator to flexible hose connection at frame 1, low pressure line, $\frac{7}{8}$ " o/d. x 22 SWG	1	L.54		C	
3413	EEAS.91/4	<b>CLIP</b> , pipe, double, $\frac{3}{8}$ " o/d. ... ..	4	L.72		C	
5517	EEAS.143/1H	<b>CLIP</b> , pipe, single, $\frac{3}{8}$ " o/d., bonding ... ..	29	L.72		C	
7778	EEAS.143/3H	<b>CLIP</b> , pipe, single, $\frac{3}{8}$ " o/d., bonding ... ..	7	L.72		C	
	E.A9.71.407	<b>MOUNTING</b> , half, reducing valves ... ..	4	L.72		—	
	E.A9.71.125	<b>NAVIGATOR'S OXYGEN SYSTEM</b>	—	—		—	
		Spares for:—					
	E.A9.71.405	<b>BRACKET</b> , for pipe clip ... ..	1	DTD.124		—	
5183	EEAS.143/25	<b>CLIP</b> , pipe, single, $\frac{7}{8}$ " o/d. ... ..	1	L.72		C	
28E/9438652	AS.2294/6	<b>CLIP</b> , spring ... ..	1	—		C	
12519	E.A9.71.381	<b>PIPE</b> , from regulator to flexible hose connection at frame 2, low pressure line, $\frac{7}{8}$ " o/d. x 22 SWG	1	L.54		C	
	E.A9.71.355	<b>OXYGEN SYSTEM AFT OF PRESSURE BULK-HEAD, ASSEMBLY</b>	—	—		—	
		Spares for:—					
4965	EEAS.143/5	<b>CLIP</b> , pipe, single, $\frac{1}{8}$ " o/d. ... ..	12	L.72		C	
1128	EEAS.69/2	<b>GASKET</b> , bulkhead connection ... ..	2	Neo-K-Tex		C	
	E.A9.71.357	<b>PIECE</b> , distance, 750 litre bottle mounting strap bracket	8	T.4		LM	
	E.A9.71.359	<b>PIECE</b> , distance, 2,250 litre bottle mounting strap bracket	8	T.4		LM	
	E.A9.71.53	<b>PIPE</b> , assembly, from 2-way connection forward of frame 11 to oxygen bottle supply tee, high pressure charging line	1	T.51		—	
	E.A9.71.55	<b>PIPE</b> , assembly, from charging valve tee to starboard 2,250 litre bottle connection, high pressure charging line	1	T.51		LM	
	E.A9.71.59	<b>PIPE</b> , assembly, from charging valve tee to port 2,250 litre bottle connection, high pressure charging line	1	T.51		LM	
	E.A9.71.171	<b>PIPE</b> , assembly, from 2,250 litre bottle connection to supply tee, starboard high pressure line	1	T.51		LM	
	E.A9.71.173	<b>PIPE</b> , assembly, from supply tee to pressure bulkhead connection, starboard high pressure line	1	T.51		LM	
	E.A9.71.259	<b>PIPE</b> , assembly, from supply tee pressure bulkhead connection, port high pressure line	1	T.51		LM	

**SERVICES  
OXYGEN SYSTEM**

Ref. No.	Part No.	Description	off	Matl. Spec.	Cl. of Equip.	Plate No.
					M.R. L.M.	
		1 2 3 4 5 6				
	E.A9.71.261	PIPE, assembly, from 2,250 litre bottle connection to supply tee, port, high pressure line	1	T.51	LM	
	E.A9.71.263	PIPE, assembly, from 750 litre bottle connection to supply tee, starboard, high pressure line	1	T.51	LM	
	E.A9.71.285	PIPE, assembly, from 2,250 litre bottle connection to 750 litre upper bottle connection, high pressure charging line	1	T.51	LM	
	E.A9.71.289	PIPE, assembly, from filter forward of frame 12 to coupling aft of frame 12, high pressure charging line	1	T.51	LM	
	E.A9.71.291	PIPE, assembly, from 2-way connection forward of frame 12 to coupling forward of frame 11, high pressure charging line	1	T.51	LM	
	E.A9.71.293	PIPE, assembly, from 750 litre bottle connection to supply tee, port, high pressure line	1	T.51	LM	
	E.A9.71.323	PIPE, assembly, from 2,250 litre bottle connection to 750 litre lower bottle connection, high pressure charging line	1	T.51	LM	
	E.A9.71.363	PIPE, assembly, from charging valve to 2-way connecting piece and filter aft of frame 12, high pressure charging line	1	T.51	LM	
28U/14094	AS.2381	ROD, tension, 1/4" BSF ... ..	4	—	C	
1851	E.A1.71.63	SCREW, trunnion, 1/4" BSP ... ..	4	S.1	C	
2486	E.A2.71.71	STRAP, mounting, 750 litre bottle ... ..	4	—	C	
2487	E.A2.71.73	STRAP, mounting, 750 litre bottle ... ..	4	—	C	
21786	E.A9.71.37	STRAP, mounting, 2,250 litre bottle ... ..	4	—	C	
21787	E.A9.71.39	STRAP, mounting, 2,250 litre bottle ... ..	4	—	C	
981	EEAS.20/2DR	TAB, locking (Mod. 1920) ... ..	4	L.72	C	
	E.A9.71.123	<b>PILOT'S OXYGEN SYSTEM</b>	—	—	—	
		Spares for:—				
	E.A9.71.367	BRACKET, support, cable release ... ..	1	—	—	
		Attaching parts for E.A9.71.367:—				
28D/9133011	A25/2C	Bolt, 2 BA ... ..	2	—	C	
28M/10288	AGS.2001/C/1	Nut, 2 BA ... ..	2	—	C	
28W/9419475	SP.15/C	Washer ... ..	2	—	C	
	E.A9.71.10025	BRACKET, support, flanged connection (Mod. 2687)	1	L.72	—	
		Attaching parts for E.A9.71.10025:—				
28D/1010658	A25/1B	Bolt, 4 BA ... ..	1	—	C	
28D/1008149	A25/2B	Bolt, 4 BA ... ..	2	—	C	
28M/10287	AGS.2001/B/1	Nut, 4 BA ... ..	3	—	C	
28W/9419474	SP.15/B	Washer ... ..	3	—	C	
6734	EEAS.136	BRACKET, support, clip ... ..	3	—	C	

**SERVICES  
OXYGEN SYSTEM**

Ref. No.	Part No.	Description	off	Matl. Spec.	Cl. of Equip.	Plate No.
					M.R. L.M.	
		1 2 3 4 5 6				
34731	E.A9.71.10043	<b>CABLE, EMERGENCY OXYGEN RELEASE, ASSEMBLY (MOD. 2687)</b> Consisting of:—	1	—	—	
21811	E.A9.71.369	<b>CABLE</b> , "Bowden" 12/1-25 x 1/8" dia. ...	1	Tungan	—	
	E.A9.71.147	<b>GUIDE</b> , cable ...	1	S.1	—	
	E.A9.71.153	<b>KNOB</b> ...	1	DTD.36B	—	
28M/10288	AGS.2001/C/1	<b>NUT</b> , 2 BA ...	1	—	C	
	E.A9.71.10041	<b>TUBE</b> , 3/8" o/d. x 22 SWG ...	1	T.35	—	
28W/9419475	SP.15/C	<b>WASHER</b> ...	2	—	C	
Attaching parts for E.A9.71.10043:—						
28D/1010658	A25/1B	<b>Bolt</b> , 4 BA ...	1	—	C	
28D/1008149	A25/2B	<b>Bolt</b> , 4 BA ...	2	—	C	
	6429	<b>Clip</b> ...	3	L.72	C	
28M/10287	AGS.2001/B/1	<b>Nut</b> , 4 BA ...	2	—	C	
28W/9419474	SP.15/B	<b>Washer</b> ...	3	—	C	
28W/9419486	SP.15/B	<b>Washer</b> ...	2	—	C	
6D/2055	†	<b>CABLE</b> , operating, anchor section (Mod. 2687) ...	1	—	C	
6D/1465	†	<b>CABLE</b> , operating, socket anchor ...	1	—	C	
34470	E.A9.71.10029	<b>CLAMP, ASSEMBLY (MOD. 2687)</b> ... Spares for:—	1	—	C	
	E.A9.71.10035	<b>BOLT</b> , swing ...	1	S.1	—	
	E.A9.71.10037	<b>NUT</b> , clamping ...	1	S.1	—	
	E.A9.71.10039	<b>PIN</b> , hinge ...	2	S.1	—	
Attaching parts for E.A9.71.10029:—						
28D/1214091	AS.1242/2C	<b>Bolt</b> , 2 BA ...	2	—	C	
28M/10288	AGS.2001/C/1	<b>Nut</b> , 2 BA ...	2	—	C	
28W/9419475	SP.15/C	<b>Washer</b> ...	2	—	C	
6D/1698	†	<b>CLIP</b> , Aerolex, type D ...	1	—	C	
5183	EEAS.143/25	<b>CLIP</b> , pipe, single, 7/8" o/d. ...	6	L.72	C	
6D/1650	†	<b>FLANGE</b> , L.P., hose connector ...	1	—	C	
6D/1689	†	<b>HOSE</b> , L.P., 3 feet long ...	1	—	C	
	EEAS.164/14/20	<b>HOSE</b> , connection, 7/8" i/d. x 1/2" o/d. x 2" long, type 1 (Make from 32C/445)	3	DTD.625	LM	
6D/2678	†	<b>OXYGEN-SET</b> , emergency, Mk. 7J (Mod. 2687) ...	1	—	A	
34469	E.A9.71.10027	<b>PIPE</b> , from rubber hose connection forward of pressure bulkhead to flexible hose connection, low pressure line, 7/8" o/d. x 22 SWG (Mod. 2687)	1	L.54	C	
21814	E.A9.71.163	<b>PIPE</b> , from oxygen regulator to hose connection at pressure bulkhead, low pressure line, 7/8" o/d. x 22 SWG ...	1	L.54	C	
21815	E.A9.71.279	<b>PIPE</b> , intermediate, between flexible hoses in pilot's supply line forward of pressure bulkhead, low pressure line, 7/8" o/d. x 22 SWG	1	L.56	C	
6D/1797	†	<b>PLATE</b> , assembly ...	1	—	C	
6D/2294	†	<b>REGULATOR</b> , Mk. 17E (Mod. 2687) (Alternative to 6D/2671)	1	—	A	
6D/2671	†	<b>REGULATOR</b> , Mk. 17F (Alternative to 6D/2294)	1	—	A	
Attaching parts for Ref. 6D/2294 or 6D/2671:—						
28D/1215217	AS.1243/1B	<b>Bolt</b> , 4 BA ...	4	—	C	

**SERVICES  
OXYGEN SYSTEM**

Ref. No.	Part No.	Description						off	Matl. Spec.	Cl. of Equip. M.R. L.M.	Plate No.
		1	2	3	4	5	6				
6D/1464	†	SOCKET, anchor ... ..						1	—	C	
6D/2185	†	TUBE, assembly, upper, oxygen (Mod. 2687) ...						1	—	B	
	E.A9.71.67	PIPE, assembly, from pressure bulkhead connection to oxygen valve, starboard, high pressure line						1	T.51	LM	
	E.A9.71.69	PIPE, assembly, from oxygen valve to tee piece forward of pressure bulkhead, starboard, high pressure line						1	T.51	LM	
	E.A9.71.71	PIPE, assembly, from high pressure valve tee piece aft of frame 9 to oxygen indicator tee piece, starboard, high pressure line						1	T.51	LM	
	E.A9.71.73	PIPE, assembly, connecting high pressure valve and pilot's system reducing tee piece forward and aft of frame 9, starboard, high pressure line						1	T.51	LM	
	E.A9.71.75	PIPE, assembly, from tee piece forward of frame 9 to pilot's system reducing valve starboard piece, starboard, high pressure line						1	T.51	LM	
	E.A9.71.77	PIPE, assembly, from reducing valve tee piece forward of frame 9 to oxygen indicator tee piece, starboard, high pressure line						1	T.51	LM	
	E.A9.71.79	PIPE, assembly, from tee piece to oxygen indicator, starboard, high pressure line						1	T.51	LM	
	E.A9.71.81	PIPE, assembly, from tee piece to oxygen indicator, starboard, high pressure line						1	T.51	LM	
	E.A9.71.83	PIPE, assembly, from oxygen indicator tee to coupling between frames 3 and 4, starboard, high pressure line						1	T.51	LM	
	E.A9.71.87	PIPE, assembly, from coupling between frames 3 and 4 to coupling forward of frame 2, starboard, high pressure line						1	T.51	LM	
	E.A9.71.89	PIPE, assembly, from coupling to reducing valve tee, forward of frame 2, high pressure line						1	T.51	LM	
	E.A9.71.91	PIPE, assembly, from tee piece to reducing valve forward of frame 2, port, high pressure line						1	T.51	LM	
	E.A9.71.95	PIPE, assembly, from tee piece forward of frame 5 to reducing valve tee piece forward of frame 2, port, high pressure line						1	T.51	LM	
	E.A9.71.97	PIPE, assembly, from tee piece to coupling union through frame 5, port, high pressure line						1	T.51	LM	
	E.A9.71.393	PIPE, assembly, from port high pressure valve to coupling union through frame 5						1	T.51	LM	
	E.A9.71.105	PIPE, assembly, pressure balance from port tee to coupling at frame 5, starboard, high pressure line						1	T.51	LM	


**SERVICES  
OXYGEN SYSTEM**

Ref. No.	Part No.	Description						off	Matl. Spec.	Cl. of Equip. M.R. L.M.	Plate No.
		1	2	3	4	5	6				
21805	E.A9.71.109	PIPE	assembly, pressure balance, from coupling at frame 5 to oxygen indicator tee forward of frame 7, starboard, high pressure line					1	T.51	LM	
	E.A9.71.131	PIPE	assembly, from reducing valve to pilot's regulator, starboard, low pressure line					1	L.54	C/LM	
	E.A9.71.133	PIPE	assembly, from reducing valve forward of frame 2 to navigator's regulator tee piece, port, low pressure line					1	L.54	LM	
	E.A9.71.135	PIPE	assembly, from reducing valve tee piece to navigator's regulator coupling forward of frame 2, port, low pressure line					1	T.51	LM	
	E.A9.71.23	PIPE	assembly, from coupling forward of frame 2 to navigator's regulator, port, low pressure line					1	L.54	LM	
21809	E.A9.71.139	PIPE	assembly, from navigator's regulator tee to bomb aimer's regulator forward of frame 1, port, low pressure line					1	L.54	C	
981	E.A9.71.391	PIPE	assembly, from port H.P. valve to pressure bulkhead connection					1	T.51	LM	
	EEAS.20/2DR	TAB	locking (Mod. 1920) ... ..					2	L.72	C	

Ref. No.	Part No.							off	Matl. Spec.	Cl. of Equip.	Plate No.
		1	2	3	4	5	6			M.R. L.M.	

<sup>1/12/11</sup>  
Pages 1673 to 1692 not issued

1673 to 1692



**SERVICES  
OXYGEN SYSTEM**

Ref. No.	Part No.	Description						off	Matl. Spec.	Cl. of Equip.	Plate No.
		1	2	3	4	5	6			M.R. L.M.	
<b>SUMMARY OF STOCK ITEMS USED ON OXYGEN SYSTEM, ASSEMBLY</b>											
28F/8294	AGS.1102/BB	Body,	union	...	...	...	...	...	...	C	
28D/1010658	A25/1B	Bolt,	4 BA	...	...	...	...	...	...	C	
28D/1008149	A25/2B	Bolt,	4 BA	...	...	...	...	...	...	C	
28D/9419452	A25/3B	Bolt,	4 BA	...	...	...	...	...	...	C	
28D/1011006	A25/5B	Bolt,	4 BA	...	...	...	...	...	...	C	
28D/1011011	A25/8B	Bolt,	4 BA	...	...	...	...	...	...	C	
28D/1220052	A25/17B	Bolt,	4 BA	...	...	...	...	...	...	C	
28D/1212279	A25/20B	Bolt,	4 BA	...	...	...	...	...	...	C	
28D/9132449	A25/22B	Bolt,	4 BA	...	...	...	...	...	...	C	
28D/9436920	A25/1C	Bolt,	2 BA	...	...	...	...	...	...	C	
28D/9133011	A25/2C	Bolt,	2 BA	...	...	...	...	...	...	C	
28D/9133013	A25/5C	Bolt,	2 BA	...	...	...	...	...	...	C	
28D/1008145	A25/6E	Bolt,	3/8" BSF	...	...	...	...	...	...	C	
28D/1011245	A25/10E	Bolt,	1/2" BSF	...	...	...	...	...	...	C	
28D/1007979	AS.1246/1B	Bolt,	4 BA	...	...	...	...	...	...	C	
28D/8337	AS.1248/1B	Bolt,	4 BA	...	...	...	...	...	...	C	
28D/1212859	AS.1248/5G	Bolt,	3/8" BSF	...	...	...	...	...	...	C	
28M/10287	AGS.2001/B/1	Nut,	stiff, 4 BA	...	...	...	...	...	...	C	
28M/10288	AGS.2001/C/1	Nut,	stiff, 2 BA	...	...	...	...	...	...	C	
28M/10290	AGS.2001/E/1	Nut,	stiff, 1/2" BSF	...	...	...	...	...	...	C	
28M/10237	AGS.2002/B/1	Nut,	stiff, 4 BA	...	...	...	...	...	...	C	
28M/10328	AGS.2002/C/1	Nut,	stiff, 2 BA	...	...	...	...	...	...	C	
28P/1017262	SP.4Y/H22	Pin,	shackle	...	...	...	...	...	...	C	
28P/19128	SP.90/E4	Pin,	split	...	...	...	...	...	...	C	
28S/1212708	A40/B16	Screw,	4 BA	...	...	...	...	...	...	C	
28F/8295	AGS.1118/BB	Tee,	cone	...	...	...	...	...	...	C	
28F/8011887	AGS.1112/B	Union,	flanged, bulkhead	...	...	...	...	...	...	C	
28W/9419465	SP.13/B	Washer		...	...	...	...	...	...	C	
28W/9419402	SP.13/C	Washer		...	...	...	...	...	...	C	
28W/9419474	SP.15/B	Washer		...	...	...	...	...	...	C	
28W/9419475	SP.15/C	Washer		...	...	...	...	...	...	C	
28W/9419486	SP.16/B	Washer		...	...	...	...	...	...	C	
28W/9416642	SP.47/B	Washer		...	...	...	...	...	...	C	
28W/9416646	SP.47/J	Washer		...	...	...	...	...	...	C	
28F/9128928	AGS.1115/2	Washer,	plate	...	...	...	...	...	...	C	

Ref. No.	Part No.	1	2	3	4	5	6	Description	off	Matl. Spec.	Cl. of Equip.	Plate No.
											M.R.	


**WINDSCREEN DE-ICING**

Ref. No.	Part No.	Description	No. off	Matl. Spec.	Cl. of Equip.		Plate No.
					M.R.	L.M.	
	E.A9.75.5	<b>WINDSCREEN DE-ICING, ASSEMBLY ... ..</b>	—	—	—	—	
		Spares for:—					
	E.A9.75.359	Clip, pipe, special, single, $\frac{3}{8}$ " o/d (Make from EEAS.143/1)	4	L.72	—	—	
12534	EEAS.143/13	Clip, pipe, single, $\frac{3}{4}$ " o/d ... ..	5	L.72	—	—	
	E.A9.75.287	Pipe, spigot for windscreen heating connection ...	1	DTD.683	C	—	
	E.A9.75.291	Pipe, assembly, heating, from coupling between frames 5 and 6 to heating control valve outlet connection	1	L.56	LM	—	
	E.A9.75.293	Pipe, assembly, heating, from heating valve inlet connection to coupling between frames 7 and 8	1	L.56	LM	—	
	E.A9.75.295	Pipe, assembly, heating, from coupling between frames 7 and 8 to pressure bulkhead flange connection	1	L.56	LM	—	
	E.A9.75.297	Pipe, assembly, heating, from pressure bulkhead flange connection to coupling aft of frame 10	1	L.56	LM	—	
	E.A9.75.299	Pipe, assembly, heating, from coupling aft of frame 10 to coupling aft of frame 12	1	L.56	LM	—	
	E.A9.75.301	Pipe, assembly, control, from windscreen connection to coupling between frames 5 and 6	1	L.56	LM	—	
	E.A9.75.303	Pipe, assembly, between couplings aft of frame 5	1	L.56	LM	—	
	E.A9.75.305	Pipe, assembly, control, from coupling aft of frame 5 to control valve and filter restrictor tee	1	L.56	LM	—	
12535	E.A9.75.309	Pipe, assembly, heating, from supply pipe and control valve tee to air filter connection between frames 6 and 7	1	L.56	C	—	
12536	E.A9.75.311	Pipe, assembly, control, from supply pipe and air filter tee to control valve connection between frames 6 and 7	2	L.56	C	—	
12537	E.A9.75.365	Pipe, assembly, control, from filter restrictor connection to heating pipe nipple connection	1	L.56	C	—	
	E.A9.75.413	Pipe, assembly, heating, from spigot pipe connection to coupling aft of frame 5	1	L.56	LM	—	
12538	GLOSTER A/C W.97303	Restrictor, filter, in control vave supply line ...	1	—	B	—	
12539	E.A9.75.341	<b>VALVE, HEATING CONTROL, GROUP ... ..</b>	1	—	B	—	
		Spares for:—					
30797	E.A9.75.345	Cap, valve housing top ... ..	1	S.110	C	—	S.8/8
12540	E.A9.75.351	Cap, diaphragm, c/w pressure connection ...	1	—	B	—	S.8/8
12541	E.A9.75.361	Diaphragm, valve operating ... ..	1	Rubberised Glasscloth	C	—	S.8/8
12542	E.A9.75.347	Plate, valve inlet closing ... ..	1	S.110	C	—	S.8/8
12544	E.A9.75.349	Plate, diaphragm base ... ..	1	DTD.171	C	—	S.8/8
12543	E.A9.75.353	Plunger, valve plate mounting ... ..	1	S.110	C	—	S.8/8

**WINDSCREEN DE-ICING**

Ref. No.	Part No.	Description	No. off	Matl. Spec.	Cl. of Equip.		Plate No.
					M.R.	L.M.	
12545	E.A9.75.355	Spring, valve compression, 20 SWG ... ..	1	DTD.215	C		
20778	EEAS.20/2ER	Tab, locking ... ..	1	L.72	—		
12547	E.A9.75.363	Washer, valve housing sealing (Make from Fibolex CW.100)	1	—	C		
12548	E.A9.75.605	Washer, joint between diaphragm cap and base plate (Make from Fibolex CW.100, or Klinberite)	2	—	C		
	E.A9.75.317	Washer, fibre pipe clip packing, ½" dia. x ⅛" thick	3	Fibolex CW.100	LM		
22906	E.A9.75.319	Washer, special, pipe clip radius ... ..	3	L.72	C		
12549	E.A9.75.339	Washer, sealing, between spigot pipe and windscreen heating connecting piece (Make from Fibolex CW.100)	1	—	C		S.8/8
	E.A9.75.501	<b>WINDSCREEN DE-MISTING, ASSEMBLY</b> ... ..	—	—	—		
		Spares for:—					
12550	E.A9.75.273	Bolt, banjo, special, ¾" BSP, for de-mister pipe tee piece	1	DTD.683	C		S.8/8
12552	E.A9.75.275	Connection, special, between windscreen heating de-misting pipe tee and spigot pipe	1	Langite	C		S.8/8
1708	E.A3.75.145	Connection, rubber, 1"5 i/d ... ..	1	Silastic	C		
	E.A9.75.607	Duct, windscreen, air outlet, nose fairing attachment	1	—	—		S.8/8
	E.A9.75.615	Duct, air outlet ... ..	1	—	—		S.8/8
25751	E.A9.75.835	<b>ELEMENT, BI-METAL, DE-MISTER SYSTEM, THERMAL CONTROL, GROUP (MOD. 1955)</b>	1	—	B		
		Spares for:—					
25754	E.A9.75.841	Barrel, valve ... ..	1	DTD.525 or S.80	—		
25750	E.A9.75.427	Channel, stiffening, for bi-metal element ...	1	L.72	—		S.9/8
25752	E.A9.75.837	Element, bi-metal ... ..	1	—	C		S.9/8
25755	E.A9.75.843	Needle, valve ... ..	1	S.62 or S.80	C		
12556	E.A9.75.267	Nut, special, valve band locking ... ..	1	—	C		S.9/8
12557	E.A9.75.271	Screw, bi-metal element and channel fixing (Made from A25/1A)	2	—	C		S.9/8
28F/14252	AGS.1186/Mk. 3	Washer, sealing ... ..	1	—	C		
	E.A9.75.517	Gasket, windscreen air outlet ... ..	1	Langite	—		S.9/8
13222	E.A9.75.889	Housing, bi-metal element ... ..	1	DTD.124	C		S.9/8
13131	E.A9.75.845	Nut, lock, bi-metal element spigot ... ..	1	S.80 or DTD.525	C		
22912	E.A9.75.497	Packing, strip, for windscreen connecting piece aperture	1	Fibolex CW.100	C		
12559	E.A9.75.551	Pipe, de-mister, port ... ..	1	—	C		S.9/8
12560	E.A9.75.553	Pipe, de-mister, starboard ... ..	1	—	C		S.9/8
13132	E.A9.75.847	Plate, lock, bi-metal element spigot lock nut ...	1	L.72	C		
20778	EEAS.20/2ER	Tab, locking ... ..	1	L.72	C		
12561	E.A9.75.503	Tee piece, special, connection for windscreen de-mister pipes	1	L.40 or L.65	B		S.9/8
12562	E.A9.75.279	Washer, sealing, windscreen tee-piece connection	1	Fibolex CW.100	C		S.9/8
12564	E.A9.75.639	Washer, insulation, windscreen, tee piece connection	1	Fibolex CW.100	C		
	E.A9.75.611	Washer, nose fairing, air outlet duct attachment sealing	1	Fibolex CW.100	—		

7 R2/11  
Pages 169~~9~~ to 1718 not issued




SERVICES  
WINDSCREEN DE-ICING

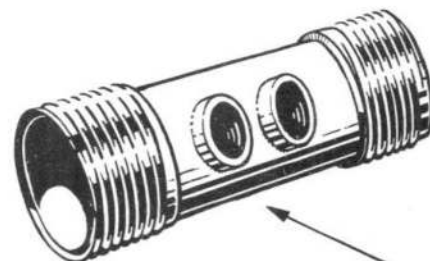
Ref. No.	Part No.	Description					No. off	Matl. Spec.	Cl. of St.	Plate No.
		1	2	3	4	5			M.R. L.M.	
<b>SUMMARY OF STOCK ITEMS USED ON WINDSCREEN DE-ICING ASSEMBLY</b>										
28F/9703	AGS.1102/A	<b>Body</b> , cone union	...	...	...	...			C	
28D/12511	A25/2B	<b>Bolt</b> , 4 BA, hex. head, .6 long	...	...	...	...			C	
28D/12622	A25/3B	<b>Bolt</b> , 4 BA, hex. head, .7 long	...	...	...	...			C	
28D/12529	A25/4B	<b>Bolt</b> , 4 BA, hex. head, .8 long	...	...	...	...			C	
28D/12513	A25/2C	<b>Bolt</b> , 2 BA, hex. head, .65 long	...	...	...	...			C	
28D/12514	A25/7C	<b>Bolt</b> , 2 BA, hex. head, 1.15 long	...	...	...	...			C	
28D/13136	A26/1B	<b>Bolt</b> , 4 BA, hex. head, .5 long	...	...	...	...			C	
28D/13040	A26/3B	<b>Bolt</b> , 4 BA, hex. head, .7 long	...	...	...	...			C	
28D/15487	A26/24B	<b>Bolt</b> , 4 BA, hex. head, 2.9 long	...	...	...	...			C	
28D/15488	A26/26B	<b>Bolt</b> , 4 BA, hex. head, 3.0 long	...	...	...	...			C	
28D/8300	AS.1242/1B	<b>Bolt</b> , 4 BA, c'sk head, .45 long	...	...	...	...			C	
28N/15489	AGS.978/F	<b>Flange</b> ...	...	...	...	...			C	
28F/8235	AGS.1142/F	<b>Nipple</b> , adaptor ...	...	...	...	...			C	
28F/10773	AGS.1170/F	<b>Nipple</b> ...	...	...	...	...			C	
28M/13146	A24/AP	<b>Nut</b> , 6 BA, plain	...	...	...	...			C	
28M/10287	AGS.2001/B/1	<b>Nut</b> , stiff, 4 BA	...	...	...	...			C	
28M/10288	AGS.2001/C/1	<b>Nut</b> , stiff, 2 BA	...	...	...	...			C	
28M/10327	AGS.2002/B/1	<b>Nut</b> , stiff, 4 BA	...	...	...	...			C	
28M/10338	AGS.2002/B/2	<b>Nut</b> , stiff, 4 BA	...	...	...	...			C	
28F/10782	AGS.1118/A	<b>Tee</b> , cone	...	...	...	...			C	
28W/12305	SP13/B	<b>Washer</b> , 4 BA, thin	...	...	...	...			C	
28W/12441	SP15/A	<b>Washer</b> , 6 BA, plain	...	...	...	...			C	
28W/12306	SP15/B	<b>Washer</b> , 4 BA, plain	...	...	...	...			C	
28F/9653	AGS.1138/F	<b>Washer</b> , jointing	...	...	...	...			C	
28F/12047	AGS.1186/A	<b>Washer</b> , jointing	...	...	...	...			C	



E. A9. 75. 201

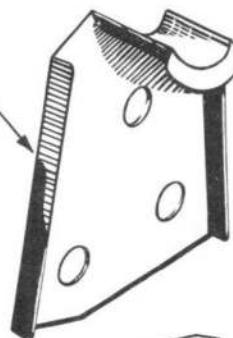


E. A2. 75. 37

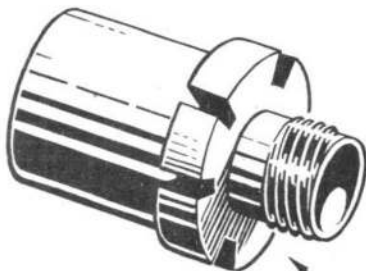


E. B6. 75. 157

E. A9. 75. 677




E. A9. 75. 191



E. B6. 75. 159





E. A9. 75. 679

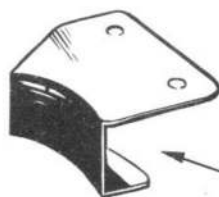


E. A9. 75. 681


E. A9. 75. 377

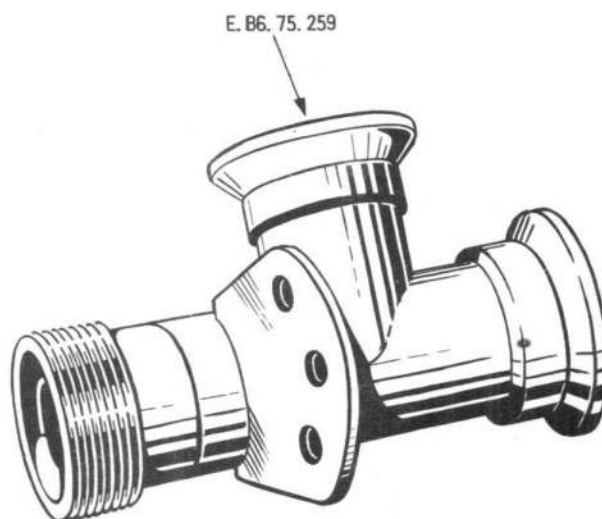
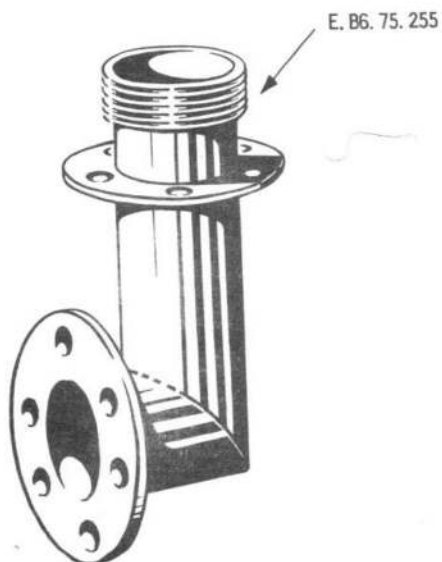
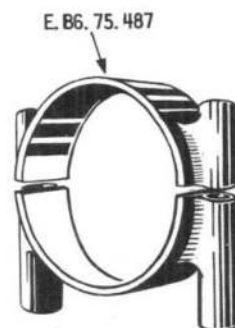
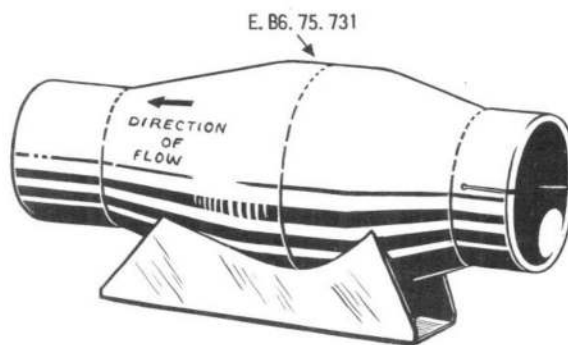
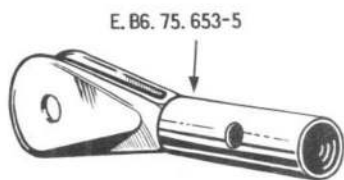

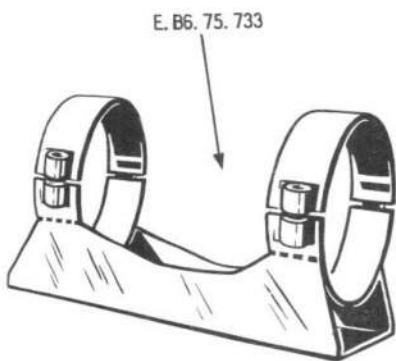
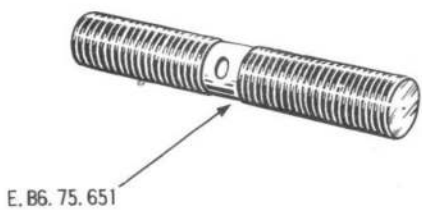



E. A9. 75. 687

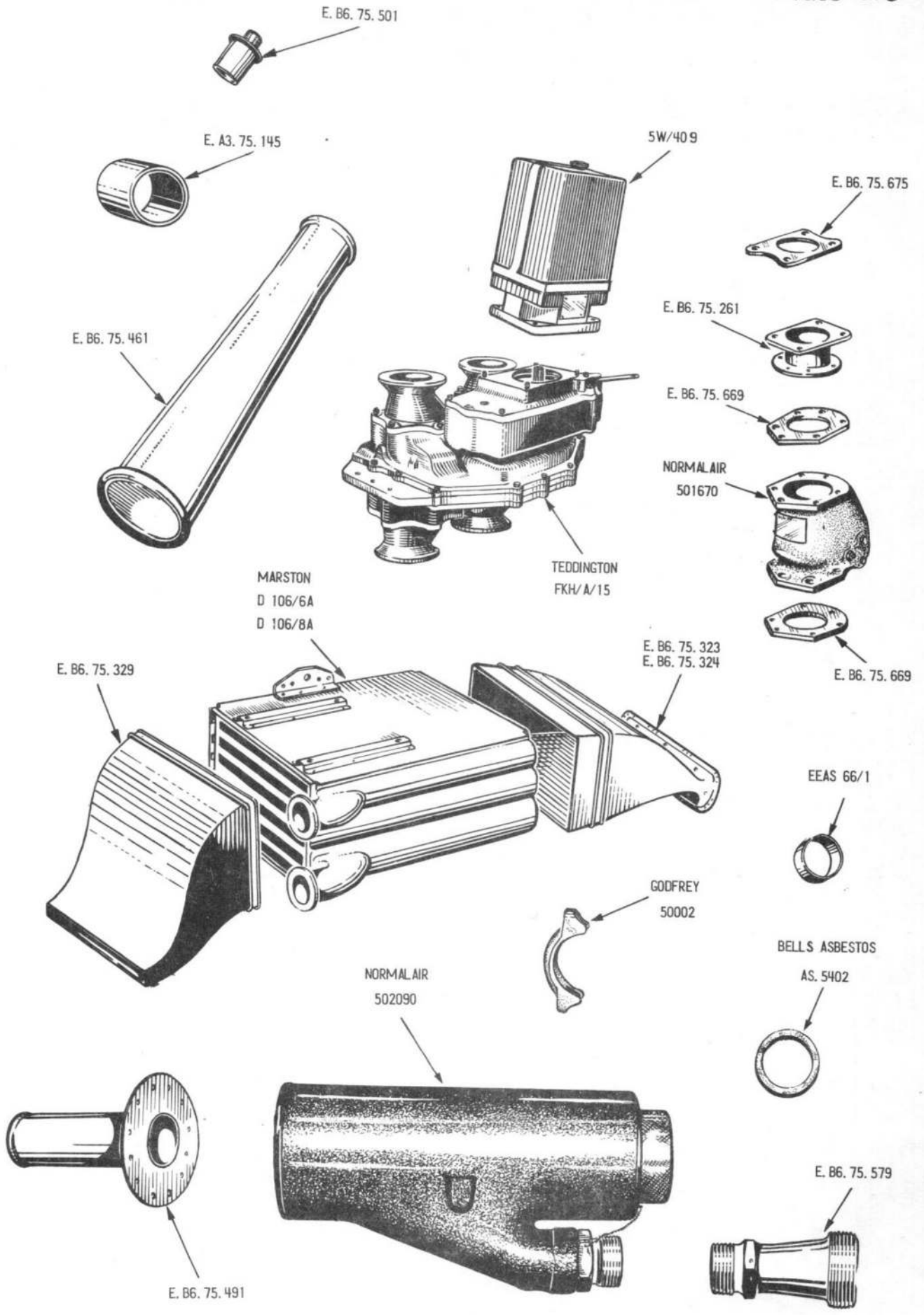


E. B6. 75. 639




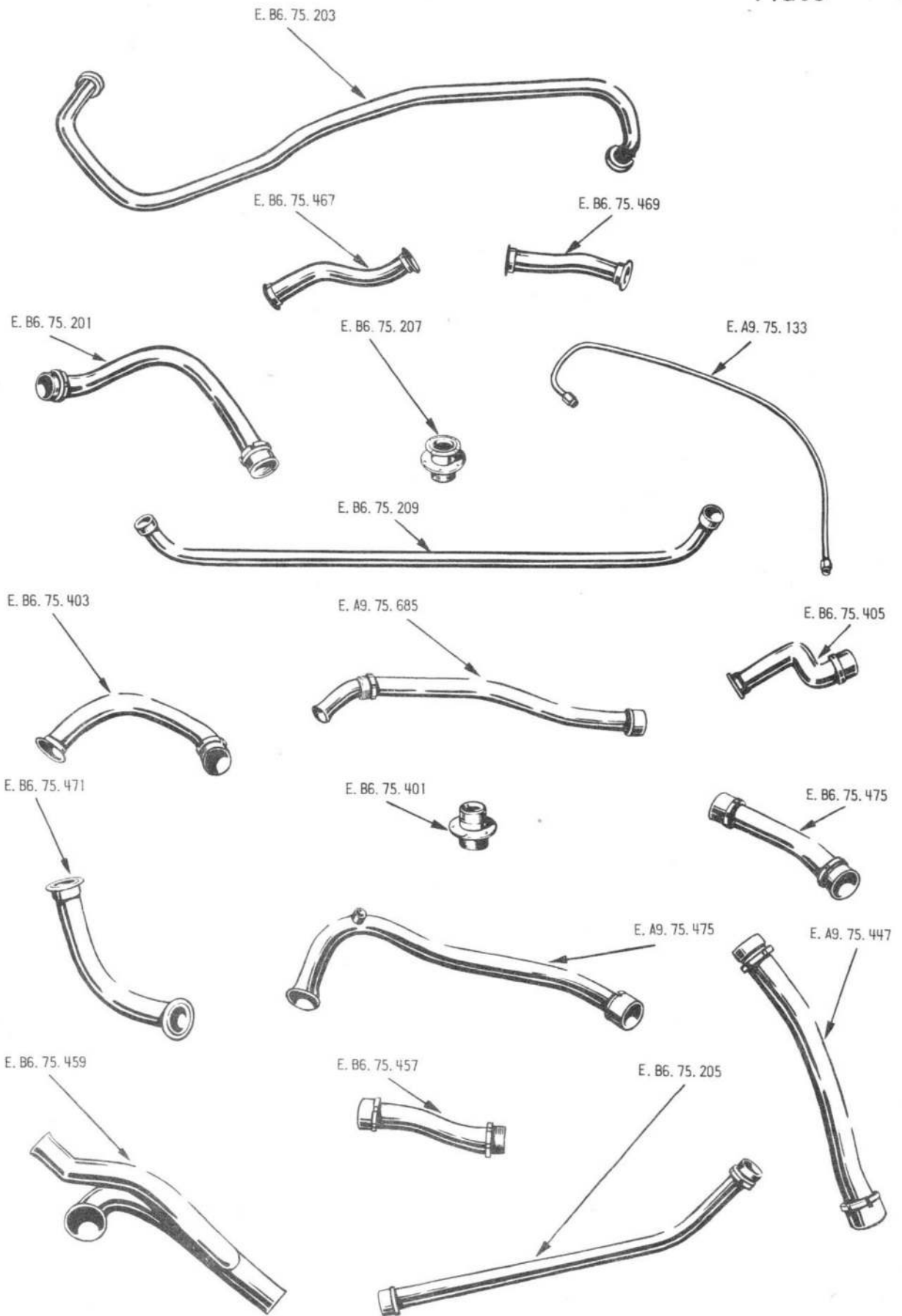





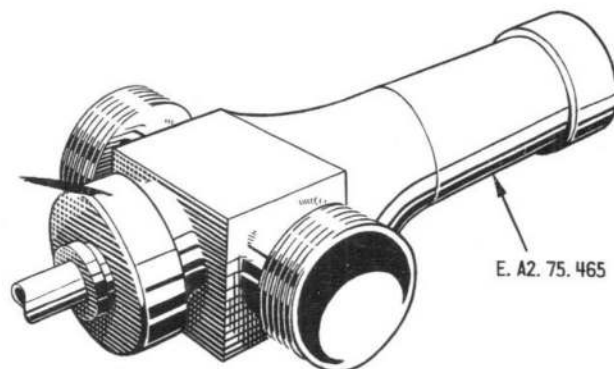
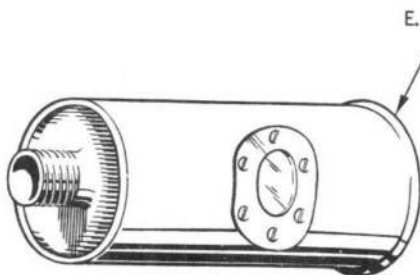

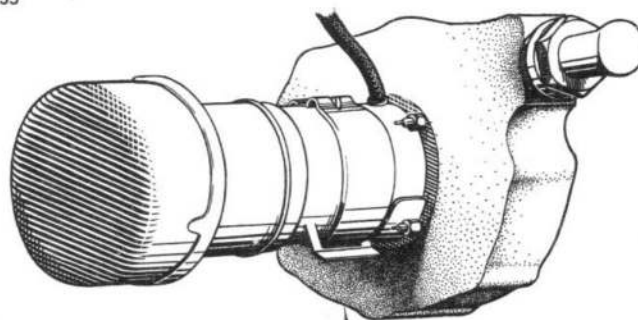
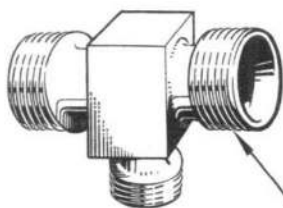

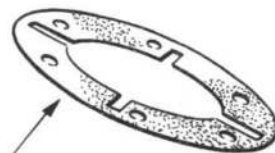
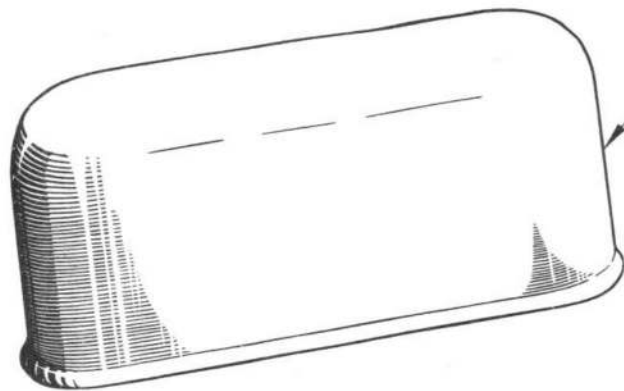



SERVICES - CABIN PRESSURE AND COLD AIR SYSTEM

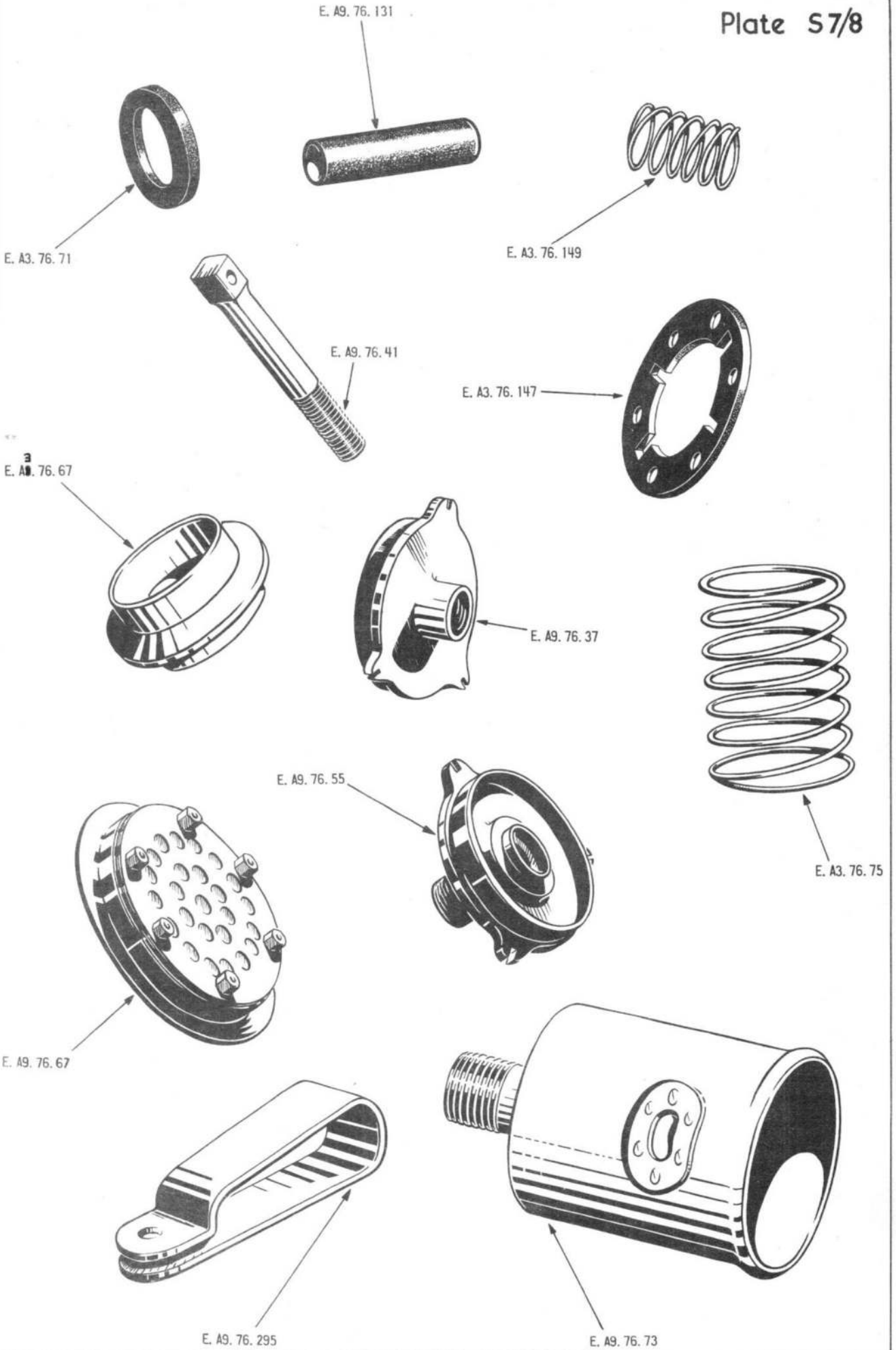





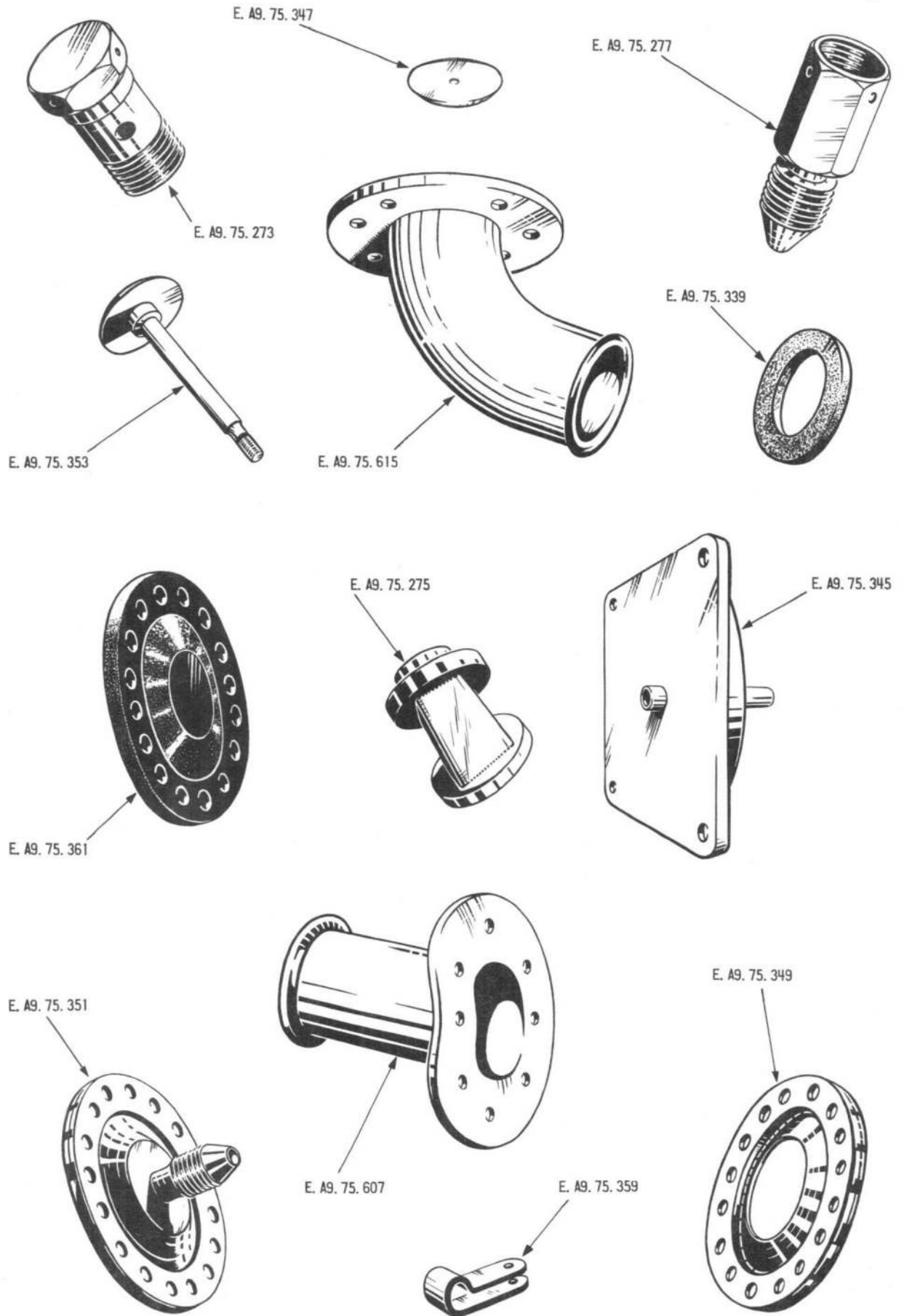





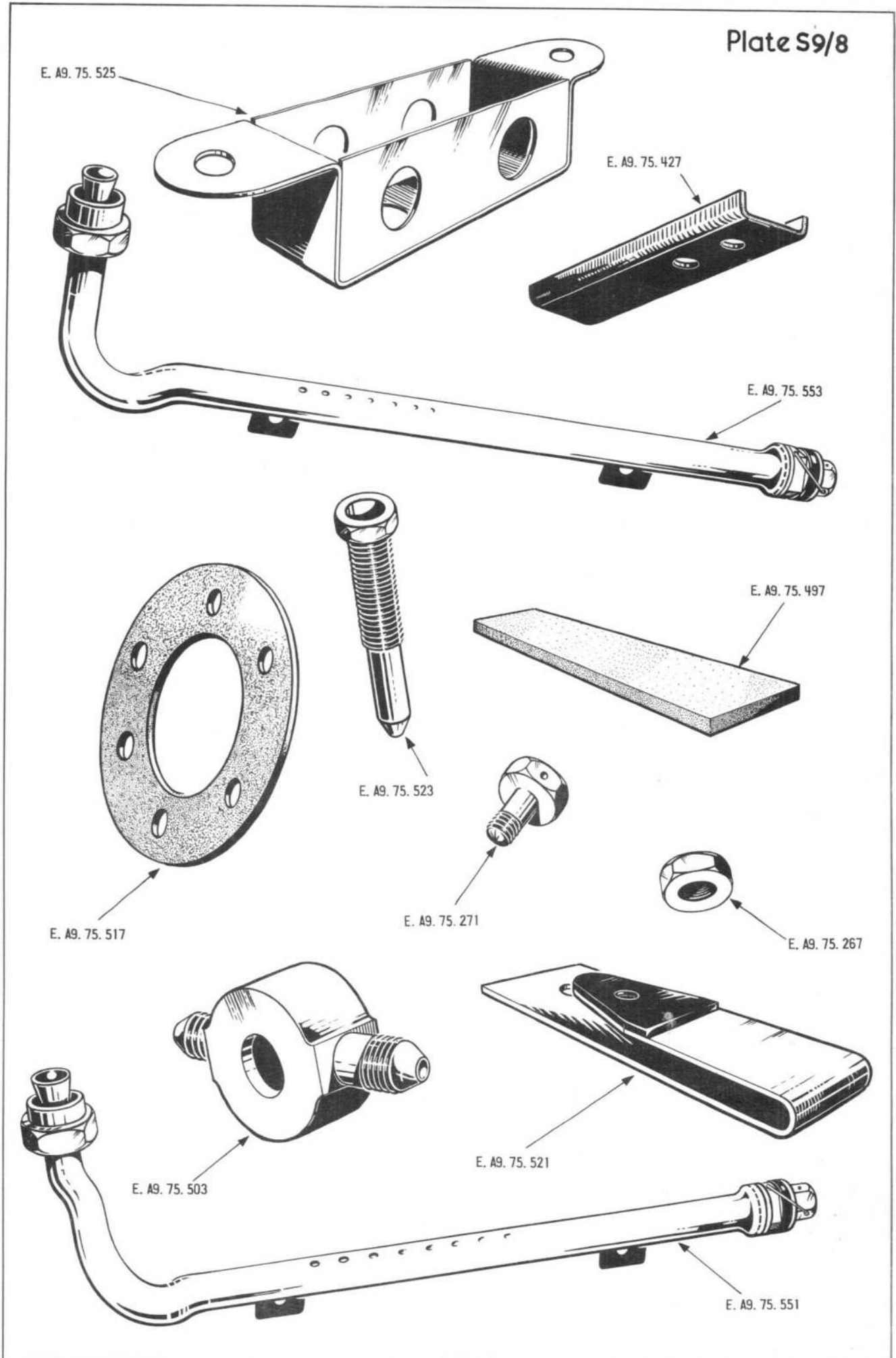














This file was downloaded  
from the RTFM Library.

Link: [www.scottbouch.com/rtfm](http://www.scottbouch.com/rtfm)

Please see site for usage terms,  
and more aircraft documents.

