

**FUSELAGE  
CENTRE PORTION**

Ref. No.	Part No.	Description	No. off	Matl. Spec.	Cl. of Equip.		Plate No.
					M.R.	L.M.	
		1 2 3 4 5 6					
	E.A9.00.49	<b>CENTRE, FUSELAGE, ASSEMBLY</b> ... ..	—	—	—		
	E.B6.70.3	Spares for:— <b>BOMBSIGHT, COMPUTER, AIRSUPPLY, FRAME</b> 12 TO FRAME 17 (See page 91)	—	—	—		
	E.A9.75.7	<b>CABIN, PRESSURE SYSTEM</b> (See page 1179) ...	—	—	—		
	E.A9.75.9	<b>CAMERA AND GUN PACK HEATING</b> (See page 1269)	—	—	—		
	E.A9.47.127	<b>CONTROLS, ENGINE</b> (See page 145) ... ..	—	—	—		
	E.A9.45.695	<b>CONTROLS, FLYING (MOD. 1794)</b> (See page 211)	—	—	—		
	E.A9.81.707	<b>ELECTRICAL EQUIPMENT</b> (See page 397) ... ..	—	—	—		
	E.A9.60.1	<b>FIRE, PROTECTION SYSTEM</b> (See page 1333) ...	—	—	—		
	E.A9.57.67	<b>FUEL SYSTEM (MOD. 1939)</b> (See page 1431) ...	—	—	—		
	E.A9.45.365	<b>GEAR, EMERGENCY RELEASE BOMB DOOR AND UNDERCARRIAGE, ASSEMBLY</b> Spares for:—	1	—	—		
	E.A9.45.591	<b>CABLE, AFT CONTROL, EMERGENCY RELEASE GEAR, UNDERCARRIAGE, GROUP</b> Consisting of:—	1	—	—		
28U/4063	SP.8Y/13	<b>ROLLER</b> ... ..	2	—	C	F.1	
	E.A1.45.905	<b>TUBE</b> , $\frac{5}{8}$ " o/d x 2 SWG (Make from Ref. 30B/1786)	1	T.4	LM	F.1	
28X/3495	†	<b>WIRE</b> , rope, 5 cwt. ... ..	1	W.9/4	C	F.1	
7810	E.A3.45.283	<b>CABLE, AFT CONTROL, EMERGENCY RELEASE, GEAR BOMB DOOR GROUP</b> Consisting of:—					
	E.A1.45.1129	<b>ROLLER</b> , special ... ..	1	S.	—		
28U/4063	SP.8Y/13	<b>ROLLER</b> ... ..	1	—	C	F.1	
28X/3495	†	<b>WIRE</b> , rope, 5 cwt. ... ..	1	W.9/4	C	F.1	
7811	E.A3.45.245	<b>FAIRLEAD</b> , single, bomb door emergency release gear control cable ... ..	1	DTD.683	C/MR		
7804	E.A1.45.879	<b>FAIRLEAD</b> , single, undercarriage emergency release control cable	1	LFS.21	C/MR		
7805	E.A1.45.1123	<b>FAIRLEAD</b> , double, bomb door and undercarriage emergency release gear control cables	1	LFS.21	C/MR		
28K/549	SP.3/412	<b>FORK-JOINT</b> , undercarriage, emergency release gear control cable connecting	1	—	C	F.1	
28K/550	SP.3/412L	<b>FORK-JOINT</b> , undercarriage, emergency release gear control cable connecting	1	—	C	F.1	
28K/551	SP.3/413	<b>FORK-JOINT</b> , bomb door, emergency release gear control cable connecting	1	—	C	F.1	
28K/552	SP.3/413L	<b>FORK-JOINT</b> , bomb door, emergency release gear control cable connecting	1	—	C	F.1	
28P/7002435	SP.4Y/A3	<b>PIN</b> , connecting, undercarriage emergency release gear control cable fork-joint	2	—	C	F.1	
28P/814	SP.4Y/A4	<b>PIN</b> , connecting undercarriage and bomb door emergency gear control cable at rotary valve	2	—	C		
28P/830	SP.4Y/B4	<b>PIN</b> , connecting, undercarriage and bomb door emergency release gear control cable fork-joint	2	—	C	F.1	

**FUSELAGE  
CENTRE PORTION**

Ref. No.	Part No.	Description	No. off	Matl. Spec.	Cl. of Equip.		Plate No.
					M.R.	L.M.	
		1 2 3 4 5 6					
	E.A1.45.859	<b>PULLEYS, BOMB DOOR AND EMERGENCY RELEASE GEAR, ASSEMBLY</b>	—	—	—		
		Spares for:—					
209	E.A1.45.839	<b>BRACKET</b> , pulley ... ..	1	—	C	F.1	
210	E.A1.45.841	<b>BRACKET</b> , pulley ... ..	1	DTD.390	C	F.1	
211	E.A1.45.843	<b>BRACKET</b> , pulley ... ..	1	DTD.390	C	F.1	
212	E.A1.45.1005	<b>BRACKET</b> , pulley ... ..	1	—	C	F.1	
7798	E.A1.45.863	<b>FAIRLEAD</b> ... ..	1	LFS.21	C/MR		
28R/13491	AS.107	<b>PULLEY</b> , c/w shroud ... ..	4	—	B	F.1	
28R/13492	AS.108	<b>PULLEY</b> , c/w shroud ... ..	2	—	B	F.1	
2157	E.A1.45.1311	<b>WASHER</b> , special, 12 SWG ... ..	1	Lam. Alum.	C	F.1	
1518	EEAS.28/53HR	<b>WASHER</b> , special, 12 SWG ... ..	1	L.72	C	F.1	
28U/4051	SP.8Y/1	<b>ROD</b> , tension, bomb door emergency release, gear cable	1	S.96	C	F.1	
28U/4052	SP.8Y/2	<b>ROD</b> , tension, undercarriage, emergency release gear cable	1	S.96	C	F.1	
	E.A9.73.691	<b>HYDRAULIC EQUIPMENT (MOD. 2304)</b> (See page 1505)	—	—	—		
	E.A3.56.453	<b>INSTALLATION OF 300 GALLON FUEL TANK</b> ...	—	—	—		
		Spares for:—					
	E.A3.56.221	<b>TANK, FUEL, 300 GALLON, ASSEMBLY</b> ... ..	—	—	—		
		Spares for:—					
12601	E.A3.56.261	<b>BRACKET AND STRAP, ASSEMBLY</b> ... ..	1	—	B		
		Spares for:—					
	E.A3.56.361	<b>BRACKET</b> , sub-assembly ... ..	1	—	—		
12602	E.A3.56.363	<b>STRAP</b> , tank ... ..	1	—	C		
		Attaching parts for E.A3.56.361 and E.A3.56.363:—					
28D/	A25/47N	Bolt, ½" BSF (Make from Ref. 28D/213640) ...	1	—	—		
	E.A3.56.465	Bush ... ..	2	—	—		
	E.A3.56.467	Link-plate ... ..	2	—	—		
28M/13259	A27/NS	Nut, ½" BSF ... ..	1	—	C		
	E.A3.56.463	Tube, distance ... ..	1	—	—		
28W/9419468	SP.13/N	Washer ... ..	2	—	C		
		Attaching parts for E.A3.56.261:—					
28D/	A25/38½J	Bolt, ¾" BSF (Make from 28D/1212808) ...	1	—	—		
28D/	A25/38½L	Bolt, 7/8" BSF (Make from Ref. 28D/1212671) ...	1	—	—		
28M/1011476	A27/JS	Nut, ½" BSF ... ..	1	—	C		
28M/9129449	A27/LS	Nut, 7/8" BSF ... ..	1	—	C		
28W/9419466	SP.13/J	Washer ... ..	2	—	C		
28W/9419467	SP.13/L	Washer ... ..	2	—	C		
	EEAS.164/16/25	<b>HOSE</b> , rubber 1" i/d x 2½" long vent pipe (Make from Ref. 32C/376)	2	DTD.625	—		
12603	E.A3.56.245	<b>PIPE</b> , assembly, fuel, from non-return valve to fuel cock port side	1	L.54 or L.56	C		
12604	E.A3.56.247	<b>PIPE</b> , assembly, fuel, from non-return valve to fuel cock, starboard side	1	L.54 or L.56	C		
12606	E.A3.56.249	<b>PIPE</b> , assembly, venting, from pipe vent to No. 3 fuel tank, junction pipe	1	L.56	C		
12605	E.A3.56.251	<b>PIPE</b> , elbow, venting ... ..	1	L.56	C		

FUSELAGE  
CENTRE PORTION

Ref. No.	Part No.	Description						No. off	Matl. Spec.	Cl. of Equip. M.R. L.M.	Plate No.
		1	2	3	4	5	6				
1444	EEAS.66/3							4	L.72	C	
12609	E.A3.56.45							2	S.95	C	
12592	E.A3.56.243							1	—	A	
1438633	E.A3.81.2689/2							1	—	B	
5X/6757	EEAS.68/6							1	—	C	
5E/4203	†							QR	—	C	
33H/56	†							QR	—	C	
10H/0970293	Z.69734							1	—	C	
5X/240	Z.2277/2							1	—	C	
5CZ/3766	AGS.1747/D							2	—	C	
10H/0970087	Z.62228							1	—	C	
10H/0970095	Z.49051							1	—	C	
5K/9107067	EEAS.146/6							6	—	C	
5X/6029	CZ.27905							1	—	C	
5X/7176	2CZ.111436							1	—	C	
5E/9102378	†							QR	—	C	
5E/3141	†							QR	—	C	
	E.A3.81.2691/2							1	—	—	
	E.A3.81.2527/2							1	—	—	
5X/6757	EEAS.68/6							2	—	C	
5E/4187	†							QR	—	C	
33H/56	†							QR	—	C	
5X/1333	Z.1381/2							1	—	C	
10H/0970107	Z.62234							2	—	C	
5CZ/3766	AGS.1747/D							4	—	C	
10H/0970127	Z.49046							2	—	C	
10H/0970087	Z.62228							2	—	C	
10H/0970095	Z.49051							2	—	C	
5K/9107068	EEAS.146/2							6	—	C	
5K/9107067	EEAS.146/6							10	—	C	
5X/6192	CZ.50403							1	—	C	
5X/7181	2CZ.111439							1	—	C	
28J/9508352	AS.2398							1	—	B	
28M/1278190	AGS.2001/C/1							12	—	C	
26724	E.A3.56.291							1	—	C	
28W/9419475	SP.15/C							12	—	C	
	E.A3.56.119							1	—	—	
	E.A3.56.107							2	L.72	—	

**FUSELAGE  
CENTRE PORTION**

Ref. No.	Part No.							Description	No. off	Matl. Spec.	Cl. of Equip.		Plate No.
		1	2	3	4	5	6				M.R.	L.M.	
12593	E.A3.56.171							<b>CONTAINER</b> , cartridge ... ..	1	—	B		
								Attaching parts for E.A3.56.171:—					
28D/9133012	A25/3C							Bolt, 2 BA ... ..	10	—	C		
12596	E.A3.56.103							Plate, flanged ... ..	1	L.72	C		
12598	E.A3.56.117							Ring, sealing ... ..	2	Neo-K-Tex	C		
	DOWTY												
27Q/10454	SP.815/2							Seal ... ..	10	—	C		
	E.A3.56.81							<b>COVER</b> , access, tank end ... ..	2	L.72	—		
								Attaching parts for E.A3.56.81:—					
28M/1278190	AGS.2001/C/1							Nut, 2 BA ... ..	14	—	C		
12597	E.A3.56.83							Ring, sealing ... ..	2	Neo-K-Tex	C		
28W/9419475	SP.15/C							Washer ... ..	14	—	C		
12594	E.A3.56.283							<b>PIPE</b> , assembly, from port non-return valve to aft fuel pump	1	L.56	C		
12595	E.A3.56.285							<b>PIPE</b> , assembly, from starboard non-return valve to forward fuel pump	1	L.56	C		
	E.A3.56.433							<b>PIPE</b> , drain ... ..	2	L.56	—		
	PULSOMETER												
5UE/6787	P.U.L.1003MK4							<b>PUMP</b> , fuel ... ..	2	—	A		
								Attaching parts for P.U.L.1003 Mk.4:—					
28M/1278190	AGS.2001/C/1							Nut, 2 BA ... ..	14	—	C		
12597	E.A3.56.83							Ring, sealing ... ..	1	Neo-K-Tex	C		
28W/9419475	SP.15/C							Washer ... ..	14	—	C		
12597	E.A3.56.83							<b>RING</b> , sealing, tank end ... ..	2	Neo-K-tex	C		
12600	E.A3.56.477							<b>SUMP</b> , tank ... ..	1	—	C		
								Attaching parts for E.A3.56.477:—					
28D/1200119	A25/4C							Bolt, 2 BA ... ..	34	—	C		
	DOWTY												
27Q/10454	SP.815/2							Seal ... ..	34	—	C		
12599	E.A3.56.479							Seal, tank sump ... ..	1	Neo-K-Tex	C		
28W/9419475	SP.15/C							Washer ... ..	34	—	C		
5CY/2967	†							<b>SUPPRESSOR</b> , type O, No. 2 ... ..	2	—	A		
								Attaching parts for Ref. 5CX/2967:—					
28S/1214675	A39/B20							Screw, 4 BA ... ..	4	—	C		
28Y/1036648	AS.2573							<b>VALVE</b> , drain ... ..	1	—	C		
								Attaching parts for AS.2573:—					
28M/1278190	AGS.2001/C/1							Nut, 2 BA ... ..	8	—	C		
28W/9419475	SP.15/C							Washer ... ..	8	—	C		
28W/12509	AS.410							Washer, sealing ... ..	1	Neo-K-Tex	C		
	K.A.L. LTD.												
	C.3191							<b>VALVE</b> , drain water sediment ... ..	1	—	—		
12607	E.A3.56.47							<b>TRUNNION</b> , strap, R.H. thread ... ..	1	S.95	C		
12608	E.A3.56.49							<b>TRUNNION</b> , strap, L.H. thread ... ..	1	S.95	C		


FUSELAGE  
CENTRE PORTION

Ref. No.	Part No.	Description						No. off	Matl. Spec.	Cl. of Equip.		Plate No.
		1	2	3	4	5	6			M.R.	L.M.	
27F/2152	SELF-PRIMING ENG. CO. LTD. SP.E.1706							2	—		A	
27F/5178	SP.E.2706							2	—		A	
	E.B6.83.27							—	—		—	
14A/2602	†							1	—		A	
14A/745	†							1	—		C	
	E.A9.83.161							—	—		—	
34061	E.A9.83.159							1	—		B	
34544	E.A9.83.235							1	—		B	
29G/	CARR. No. 18 JAMES & CO. LTD.							10	—		—	
29G/1034153	CARR.708A							46	—		C	
29G/1034156	N.608							46	—		C	
34062	E.B6.83.405							4	—		C	
29G/2180	CARR.882							16	—		C	
28M/10288	AGS.2001/C/1							1	—		C	
28W/9419402	SP.13/C							1	—		C	
14A/3568	†							1	—		B	
14A/2615	†							1	—		C	
14A/3147	†							1	—		A	
14A/3255	†							1	—		A	
14A/4119	†							1	—		A	
14A/988	†							1	—		A	
	E.B6.83.31							1	—		—	
	E.A3.83.91							4	—		—	
28D/1008151	A25/4E							4	—		C	
28M/10290	AGS.2001/E/1							4	—		C	
14A/4004	†							1	—		A	
14A/540	†							1	—		B	
28D/1214091	AS.1242/2C							3	—		C	
28D/9709461	AS.1242/3C							1	—		C	
28M/10288	AGS.2001/C/1							4	—		C	
28W/9419475	SP.15/C							4	—		C	
3616	E.A1.83.97							2	T4		B	
28FP/9432062	A.413							2	—		C	

**FUSELAGE  
CENTRE PORTION**

Ref. No.	Part No.	Description	No. off	Matl. Spec.	Cl. of Equip.		Plate No.
					M.R.	L.M.	
		1 2 3 4 5 6					
29G/2180	CARR.882	<b>STUD</b> , fastener ... ..	4	—	C		
28M/10288	AGS.2001/C/1	Attaching parts for 882:—					
28W/9419475	SP.15/C	Nut, 2 BA ... ..	1	—	C		
		Washer ... ..	1	—	C		
	E.A9.80.1281	<b>INSTALLATION OF MIRROR FOR BOMB BAY INSPECTION, PORT (MOD. 1913)</b>	—	—	—		
		Consisting of:—					
28D/9436920	A25/1C	<b>BOLT</b> , 2 BA ... ..	2	—	C		
26708	E.A9.80.1283	<b>MIRROR, ASSEMBLY</b> ... ..	1	—	B		
		Consisting of:—					
28D/9140203	E.A9.80.1293	<b>BACKING</b> , felt, 1/8" x 6"6 x 2"8 ... ..	1	—	—		
	AS.1246/3C	<b>BOLT</b> , 2 BA ... ..	4	—	C		
	E.A9.80.1287	<b>FRAME</b> , mirror ... ..	1	LFS.21	—		
13217	E.A9.80.1285	<b>MIRROR</b> ... ..	1	—	B		
28M/10288	AGS.2001/C/1	<b>NUT</b> , 2 BA ... ..	4	—	C		
	E.A9.80.1289	<b>PIECE</b> , retaining ... ..	1	LFS.21	—		
	E.A9.80.1291	<b>PLATE</b> , mounting ... ..	1	L.72	—		
	E.A9.80.1282	<b>INSTALLATION OF MIRROR FOR BOMB BAY INSPECTION, STARBOARD (MOD. 1913)</b>	—	—	—		
		Spares for this installation are identical with those for installation Part No. E.A9.80.1281					
	E.B6.80.169	<b>PIPES, PITOT AND STATIC, ASSEMBLY</b> ... ..	—	—	—		
		Spares for:—					
5526	EEAS.91/3	<b>CLIP</b> , pipe, double 3/16" o/d. ... ..	2	L.72	C	F.1	
6443	E.A1.80.891	<b>FAIRLEAD</b> ... ..	3	LFS.21	C/MR		
7796	E.A3.80.1655	<b>FAIRLEAD</b> ... ..	1	LFS.21	C/MR		
28F/17910	AGS.838/13	<b>NUT</b> , union and bush, assembly ... ..	11	—	C		
3400	E.A3.80.1649	<b>PIPE</b> , drain, reservoir ... ..	2	L.54	C		
28F/5105	AGS.838/2	<b>TEE</b> , union, body ... ..	3	—	C	F.1	
28F/5104	AGS.838/1	<b>UNION</b> , straight, low pressure ... ..	1	—	C	F.1	
5259	EEAS.21/2ERH	<b>WASHER</b> , special ... ..	14	L.72	C	F.1	
	E.A9.75.491	<b>PIPES, COLD AIR UNIT ACROSS BOMB BAY, ASSEMBLY</b>	—	—	—		
		Spares for:—					
	E.B6.75.213	<b>CLIP</b> , pipe, special ... ..	6	L.72	—		
	E.B6.75.215	<b>PIPE</b> , assembly, from starboard wing connection to running coupling	1	L.56	—		
15183	E.B6.75.219	<b>PIPE</b> , assembly, from running coupling to port wing connection	1	L.56	C		
12185	E.A9.75.429	<b>PIPE</b> , assembly, transverse, between port and starboard couplings	1	L.54	C		
	E.B6.75.597	<b>SHIM</b> , for port and starboard wing connections ...	2	LAM. ALUM.	—		
980	EEAS.20/1DR	<b>TAB</b> , locking, for bulkhead adaptor mounting ...	4	—	C	F.1	
	E.A9.11.1	<b>STRUCTURE, CENTRE FUSELAGE</b> (See page 679)	—	—	—		
	E.A9.75.10223	<b>SUIT, AIR VENTILATED (MOD. 3275)</b> (See page 1178E)	—	—	—		

9 M.No.4  
Pages 667 to 676 not issued



FUSELAGE  
CENTRE FUSELAGE STRUCTURE

Ref. No.	Part No.	Description						No. off	Matl. Spec.	Cl. of Equip.	Plate No.
		1	2	3	4	5	6			M.R. L.M.	
<b>SUMMARY OF STOCK ITEMS USED ON CENTRE FUSELAGE, ASSEMBLY</b>											
28F/9517916	AGS.112/J	Body union, flanged, bulkhead	...	...	...	...				C	
28D/1010658	A25/1B	Bolt, 4 BA, hex. head, "5 long	...	...	...	...				C	
28D/1011006	A25/5B	Bolt, 4 BA, hex. head, "9 long	...	...	...	...				C	
28D/9140369	A25/11B	Bolt, 4 BA, hex. head, 1"5 long	...	...	...	...				C	
28D/1011013	A25/13B	Bolt, 4 BA, hex. head, 1"7 long	...	...	...	...				C	
28D/9436920	A25/1C	Bolt, 2 BA, hex. head, "55 long	...	...	...	...				C	
28D/9133011	A25/2C	Bolt, 2 BA, hex. head, "65 long	...	...	...	...				C	
28D/9133012	A25/3C	Bolt, 2 BA, hex. head, "75 long	...	...	...	...				C	
28D/1200119	A25/4C	Bolt, 2 BA, hex. head, "85 long	...	...	...	...				C	
28D/9133013	A25/5C	Bolt, 2 BA, hex. head, "95 long	...	...	...	...				C	
28D/9140644	A25/9C	Bolt, 2 BA, hex. head, 1"35 long	...	...	...	...				C	
28D/1011246	A25/11E	Bolt, 1" BSF, hex. head, 1"6 long	...	...	...	...				C	
28D/1010132	A25/12E	Bolt, 1" BSF, hex. head, 1"7 long	...	...	...	...				C	
28D/1011247	A25/13E	Bolt, 1" BSF, hex. head, 1"8 long	...	...	...	...				C	
28D/9706306	A25/17E	Bolt, 1" BSF, hex. head, 2"2 long	...	...	...	...				C	
28D/9133208	A25/20E	Bolt, 1" BSF, hex. head, 2"5 long	...	...	...	...				C	
28D/1214299	AS.1242/5B	Bolt, 4 BA, c'sk. head, "85 long	...	...	...	...				C	
28D/1214091	AS.1242/2C	Bolt, 2 BA, c'sk. head, "65 long	...	...	...	...				C	
28D/9709461	AS.1242/3C	Bolt, 2 BA, c'sk. head, "75 long	...	...	...	...				C	
28N/5548	AGS.899/1	Collar	...	...	...	...				C	
28F/9513420	AGS.1142/J	Nipple, adaptor	...	...	...	...				C	
28M/1006504	A27/BT	Nut, 4 BA, thin	...	...	...	...				C	
28M/13141	A27/BTL	Nut, 4 BA, thin, L.H.	...	...	...	...				C	
28M/1006473	A27/CT	Nut, 2 BA, thin	...	...	...	...				C	
28M/13253	A27/CTL	Nut, 2 BA, thin, L.H.	...	...	...	...				C	
28M/10286	AGS.2001/A/1	Nut, stiff, 6 BA	...	...	...	...				C	
28M/10287	AGS.2001/B/1	Nut, stiff, 4 BA	...	...	...	...				C	
28M/10288	AGS.2001/C/1	Nut, stiff, 2 BA	...	...	...	...				C	
28M/9436836	AGS.2001/C/2	Nut, stiff, 2 BA	...	...	...	...				C	
28M/10290	AGS.2001/E/1	Nut, stiff, 1/4" BSF	...	...	...	...				C	
28M/10327	AGS.2002/B/1	Nut, stiff, 4 BA	...	...	...	...				C	
28M/10328	AGS.2002/C/1	Nut, stiff, 2 BA	...	...	...	...				C	
28P/9486478	SP.90/C5	Pin, split, 1/16" dia. x 3/4" long	...	...	...	...				C	
28S/9419435	A31/B12	Screw, 4 BA, cheese head, 3/8" long	...	...	...	...				C	
28S/9145185	A44/B12	Screw, 4 BA, round head, 3/8" long	...	...	...	...				C	
28S/9446303	A45/A20	Screw, 6 BA, c'sk. head, 3/8" long	...	...	...	...				C	
28W/9419465	SP.13/B	Washer, 4 BA, plain	...	...	...	...				C	
28W/9419474	SP.15/B	Washer, 4 BA, plain	...	...	...	...				C	
28W/9419475	SP.15/C	Washer, 2 BA, plain	...	...	...	...				C	
28W/9419405	SP.15/E	Washer, 1/4" BSF, plain	...	...	...	...				C	
28W/9419404	SP.16/C	Washer, 2 BA, plain	...	...	...	...				C	
28W/9419487	SP.16/E	Washer, 3/8" BSF, plain	...	...	...	...				C	
28W/9416641	SP.47/A	Washer, 6 BA, spring	...	...	...	...				C	

Restricted

Ref. No.	Part No.	1	2	3	4	5	6	Description	off	Matl. Spec.	Cl. of Equip.	Plate No.
											M.R.	

**FUSELAGE  
CENTRE FUSELAGE STRUCTURE**

Ref. No.	Part No.	Description	No. off	Matl. Spec.	Cl. of Equip.		Plate No.
					M.R.	L.M.	
		1 2 3 4 5 6					
	E.A9.11.1	<b>STRUCTURE, CENTRE FUSELAGE, ASSEMBLY</b>	—	—	—		
	E.A9.11.2011	Spares for:— <b>ATTACHMENTS, HOISTING, ON FLOOR GIRDERS 17 AND 22 (MOD. 2142)</b>	—	—	—		
32346	E.A9.11.2005	Spares for:— <b>BLOCK, suspension, girder 22</b> ... ..	1	S.1	C		
28M/5808571	A27/GS	Attaching parts for E.A9.11.2005:— Nut, $\frac{3}{8}$ " BSF ... ..	2	—	C		
32347	E.A9.11.2015	<b>BLOCK, suspension, girder 17</b> ... ..	1	DTD.423	C		
28D/1213802	A30/12L	Attaching parts for E.A9.11.2015:— Bolt, $\frac{7}{16}$ " BSF ... ..	4	—	C		
28M/13553	A27/LP	Nut, $\frac{7}{16}$ " BSF ... ..	4	—	C		
28W/9419467	SP.13/L	Washer ... ..	4	—	C		
32345	E.A9.11.2003	<b>BLOCK, spacing</b> ... ..	2	DTD.423	C		
	E.A9.11.2013	<b>PLATE, side, 10 SWG</b> ... ..	2	DTD.121	LM		
		Attaching parts for E.A9.11.2003 and E.A9.11.2013:—					
28D/13046	A25/19E	Bolt, $\frac{1}{4}$ " BSF ... ..	4	—	C		
28M/10290	AGS.2001/E/1	Nut, $\frac{1}{4}$ " BSF ... ..	4	—	C		
28W/9418921	SP.13/E	Washer ... ..	8	—	C		
	E.B6.11.2403	<b>BRACKET, WING PICK-UP AT FRAME 17, PORT, INSTALLATION (MOD. 3156)</b>	—	—	—		
	E.B6.11.2404	<b>BRACKET, WING PICK-UP AT FRAME 17, STARBOARD, INSTALLATION (MOD. 3156)</b>	—	—	—		
	E.B6.11.2405	Spares for:— <b>BRACKET, wing pick-up at frame 17, port side (Mod. 3156) (Pre-Mod. 3522)</b>	1	—	—		
	or						
	E.B6.11.5025	<b>BRACKET, wing pick-up at frame 17, port side (Mod. 3156) (Pre-Mod. 3522)</b>	1	S.95 or S.96	—		
	or						
37788	E.B6.11.5029	<b>BRACKET, wing pick-up at frame 17, port side (Mod. 3156) (Pre-Mod. 3522)</b>	1	—	B/MR		
	E.B6.11.5131	<b>BRACKET, wing pick-up at frame 17, port side (Mod. 3522)</b>	1	—	—		
	or						
	E.B6.11.5129	<b>BRACKET, wing pick-up at frame 17, port side (Mod. 3522)</b>	1	—	—		
	or						
40237	E.B6.11.5127	<b>BRACKET, wing pick-up at frame 17, port side (Mod. 3522)</b>	1	—	B/MR		
	E.B6.11.2406	<b>BRACKET, wing pick-up at frame 17, starboard side (Mod. 3156) (Pre-Mod. 3522)</b>	1	—	—		
	or						
	E.B6.11.5026	<b>BRACKET, wing pick-up at frame 17, starboard side (Mod. 3156) (Pre-Mod. 3522)</b>	1	S.95 or S.96	—		
37789	E.B6.11.5030	<b>BRACKET, wing pick-up at frame 17, starboard side (Mod. 3156) (Pre-Mod. 3522)</b>	1	—	B/MR		

**FUSELAGE  
CENTRE FUSELAGE STRUCTURE**

Ref. No.	Part No.	Description	No. off	Matl. Spec.	Cl. of Equip.	Plate No.
					M.R. L.M.	
		1 2 3 4 5 6				
40238	E.B6.11.5132 or E.B6.11.5130 or E.B6.11.5128	<b>BRACKET</b> , wing pick-up at frame 17, starboard side (Mod. 3522)	1	—	—	
		<b>BRACKET</b> , wing pick-up at frame 17, starboard side (Mod. 3522)	1	—	—	
		<b>BRACKET</b> , wing pick-up at frame 17, starboard side (Mod. 3522)	1	—	B/MR	
Attaching parts for Brackets:—						
28D/7002428	A25/6C	Bolt, 2 BA	12	—	C	
28D/1010030	A25/7C	Bolt, 2 BA	7	—	C	
28D/1013172	AS.1242/5C	Bolt, 2 BA	8	—	C	
28D/1204937	AS.1242/6C	Bolt, 2 BA	7	—	C	
28D/1007978	AS.1242/7C	Bolt, 2 BA	3	—	C	
28D/1010031	A25/8E	Bolt, 1/4" BSF	2	—	C	
28D/1212751	A25/11J	Bolt, 3/8" BSF	1	—	C	
28D/1011303	A25/13J	Bolt, 3/8" BSF	1	—	C	
28M/10288	AGS.2001/C/1	Nut, 2 BA	21	—	C	
28M/9403520	A27/CP	Nut, 2 BA	15	—	C	
28M/1011475	A27/EP	Nut, 1/4" BSF	2	—	C	
28M/1011473	A27/JP	Nut, 3/8" BSF	2	—	C	
28W/9419475	SP.15/C	Washer	18	—	C	
28W/9419405	SP.15/E	Washer	2	—	C	
37762	E.B6.11.2407	<b>CLEAT</b> , fuselage to wing pick-up bracket on stringer 11, port aft and starboard forward (Mod. 3156)	2	—	C/MR	
37763	E.B6.11.2408	<b>CLEAT</b> , fuselage to wing pick-up bracket on stringer 11, port forward and starboard aft (Mod. 3156)	2	—	C/MR	
Attaching parts for E.B6.11.2407 and E.B6.11.2408:—						
28D/1011019	A25/8C	Bolt, 2 BA	6	—	C	
28M/9403520	A27/CP	Nut, 2 BA	6	—	C	
28W/9419404	SP.16/C	Washer	6	—	C	
37756	E.B6.11.2341	<b>PANEL</b> , access, port (Mod. 3156)	1	—	C/MR	
37757	E.B6.11.2342	<b>PANEL</b> , access, starboard (Mod. 3156)	1	—	C/MR	
Attaching parts for E.B6.11.2341 and E.B6.11.2342:—						
28D/9133011	A25/2C	Bolt, 2 BA	81	—	C	
28W/9419475	SP.15/C	Washer	81	—	C	
<b>BULKHEAD AND ATTACHMENTS AT FRAME 27</b>						
Spares for:—						
7275	E.A3.11.677	<b>BOLT</b> , special (Made from A25/4C)	20	—	C/MR	
33709	E.A9.11.987	<b>BOLT</b> , special (Made from A25/2C)	10	—	C	
	E.A9.11.945	<b>BULKHEAD</b> , rear fuel tank at frame 27	1	—	—	
	E.B6.11.1611	<b>BULKHEAD AND ATTACHMENTS AT FRAME 17</b>	—	—	—	
Spares for:—						
13091	E.A3.11.655	<b>BOLT</b> , special (Made from A25/4E)	10	—	C	
	E.A1.11.1603	<b>BOLT</b> , special attachment, bulkhead to floor girder at frame 17	2	S.11	—	

**FUSELAGE  
CENTRE FUSELAGE STRUCTURE**

Ref. No.	Part No.	Description						No. Off	Matl. Spec.	Cl. of Equip.		Plate No.
		1	2	3	4	5	6			M.R.	L.M.	
	E.A1.11.1605							5	S.11	—		
4773	E.A1.11.3551							1	—	A		
	E.A9.11.5							—	—	—		
11951	E.B6.11.957							1	L.72	C		
11952	E.B6.11.959							1	L.72	C		
	E.A9.11.1787							—	—	—		
12268	E.A9.11.1789	✓						1	—	B	F.4/8	
259	E.A1.11.463							1	SPRING STEEL	C	F.4/8	
	FAIREY											
1495	FS.400A							3	—	C	F.4/8	
4152	E.A1.11.2793							1	—	C/MR	F.4/8	
1569	E.A1.11.2799							1	—	C	F.4/8	
12269	E.A9.11.1791	✓						2	—	C	F.4/8	
12081	E.A1.11.441	✓						1	S.1	C	F.4/8	
3684	E.A1.11.445	✓						1	S.1	C	F.4/8	
	E.A1.11.2801							2	L.72	LM		
	E.A9.11.2837							—	—	—		
	E.A9.11.2827							—	—	—		
26706	E.A9.11.2831							1	—	C/MR		
28FP/73	DZUS F4/35							3	—	C		
28FP/9483371	DZUS GF4/150							3	—	C		
	E.A9.11.2843							1	—	LM		
	E.A9.11.2838							—	—	—		
	E.A9.11.2828							—	—	—		
	E.A9.11.7							—	—	—		
	E.A9.11.539							—	—	—		
	E.A9.11.15							1	—	—		
	E.A9.11.3129							1	—	—		
12229	E.A3.11.859							1	DTD.683	C		
12230	E.A3.11.860							1	DTD.683	C		

**FUSELAGE  
CENTRE FUSELAGE STRUCTURE**

Ref. No.	Part No.							Description	No. Off	Matl. Spec.	Cl. of Equip.	Plate No.
		1	2	3	4	5	6				M.R. L.M.	
12227	E.A3.11.855							<b>DOOR, ACCESS, GROUP</b> ... ..	1	—	B	
								Spares for:—				
28FP/9713920	AVDEL A.411							<b>PIN, "pip"</b> ... ..	1	—	C	
12228	E.A3.11.867							<b>RING, sealing</b> ... ..	1	Neo-K-Tex	C	
23028	E.A3.11.861							<b>SHIM, access door hinge</b> ... ..	2	Lam. Alum.	C	
31876	E.A1.11.965							<b>LUG</b> ... ..	1	—	C	
38662	E.A9.11.3203							<b>LUG, deflector pick-up (Mod. 3154)</b> ... ..	2	—	C	
								Attaching parts for E.A9.11.3203:—				
28D/9133013	A25/5C							Bolt, 2 BA ... ..	2	—	C	
28D/1007976	AS.1242/4C							Bolt, 2 BA ... ..	6	—	C	
28M/9403520	A27/CP							Nut, 2 BA ... ..	2	—	C	
28M/1278190	AGS.2001/C/1							Nut, 2 BA ... ..	6	—	C	
38668	EEAS.238/2B							Washer, "D" ... ..	6	—	C	
	E.A9.11.573							<b>STRUCTURE, AT MAIN SPAR BULKHEAD, ASSEMBLY</b>	—	—	—	
								Spares for:—				
	E.A3.11.1413							<b>FRAME, SPAR, CENTRE SECTION, GROUP</b>	1	—	—	
								Spares for:—				
	E.A3.11.1411							<b>SPAR, CENTRE SECTION, ASSEMBLY</b> ...	1	—	—	
								Spares for:—				
6467	E.A1.11.1789							<b>BUSH, lower, inboard</b> ... ..	4	—	C	
6466	E.A1.11.1787							<b>BUSH, lower, outboard</b> ... ..	4	—	C	
6469	E.A1.11.1793							<b>BUSH, upper, inboard</b> ... ..	4	—	C	
6468	E.A1.11.1791							<b>BUSH, upper, outboard</b> ... ..	4	—	C	
5322	E.A1.11.865							<b>STRUT, support, bomb door track at frame 22</b>	2	—	C/MR	
25446	E.A9.11.1703							<b>TRACK, BOMB DOOR, MAIN SPAR, PORT, ASSEMBLY</b>	1	—	B/MR	
								Spares for:—				
	E.A9.11.849							<b>TRACK</b> ... ..	1	—	—	
25447	E.A9.11.1704							<b>TRACK, BOMB DOOR, MAIN SPAR, STARBOARD, ASSEMBLY</b>	1	—	B/MR	
								Spares for:—				
	E.A9.11.850							<b>TRACK</b> ... ..	1	—	—	
	E.A9.11.911							<b>STRUCTURE, AT BOMB BEAM, ASSEMBLY</b> ...	—	—	—	
								Spares for:—				
	E.A9.11.821							<b>BEAM, bomb</b> ... ..	1	—	—	
7425	E.A1.11.3213							<b>BOLT, special, fixing bomb beam to main spar girder (Port only)</b>	2	MS	C	
	E.A9.11.915							<b>STRUCTURE, AT FRAME 12B, ASSEMBLY</b>	—	—	—	
								Spares for:—				
	E.A9.11.1785							<b>ACCUMULATOR DOOR FRAME TO STRUCTURE, ASSEMBLY</b>	—	—	—	
								Spares for:—				
12270	E.A9.11.1795	✓						<b>FRAME, ACCUMULATOR DOOR, GROUP</b>	1	—	B	
								Spares for:—				
3652	E.A3.11.135							<b>BRACKET</b> ... ..	1	L.72	C	
4801	E.A1.11.643							<b>CHANNEL, support</b> ... ..	1	—	C	
	E.A9.11.917							<b>STRUCTURE, AT FRAME 13, ASSEMBLY</b> ...	—	—	—	
								Spares for:—				
	E.A9.11.17							<b>BULKHEAD, BOMB BAY, ASSEMBLY</b> ...	1	—	—	
								Spares for:—				
6694	E.A1.11.867							<b>BRACKET, jack anchorage, bomb doors</b>	1	L.45	C	
	E.B6.11.1325							<b>STRUCTURE, AROUND CAMERA WINDOW, ASSEMBLY</b>	—	—	—	
								Spares for:—				
263	E.A1.11.629	✓						<b>GLASS, camera frame, 10<math>\frac{1}{4}</math>" x <math>\frac{1}{4}</math>"</b> ... ..	1	GLASS	C	F.5
4266	E.A1.11.537							<b>RING, retaining, camera opening</b> ... ..	1	—	C/MR	F.5
266	E.A1.11.541	✓						<b>RING, retaining, camera window</b> ... ..	1	L.72	C	F.5

**FUSELAGE  
CENTRE FUSELAGE STRUCTURE**

Ref. No.	Part No.	Description						No. off	Matl. Spec.	Cl. of Equip.		Plate No.
		1	2	3	4	5	6			M.R.	L.M.	
	E.B6.11.83	<b>SKIN, PANEL, BOTTOM FRAMES 12 TO 13, ASSEMBLY</b> Spares for:—						—	—	—		
3406	E.A1.11.3355	<b>PLUG</b> , sealing ... ..						2	SORBO RUBBER	C		
1468	EEAS.1/2C	<b>SCREW</b> , 2 BA ... ..						24	—	C		
	E.A3.11.123	<b>SEAL</b> , rubber, 62" long (Make from Ref. 4431)						1	—	LM		
267	E.A1.11.673	<b>STRIP</b> , retaining, identification lamp window						1	L.72	C		F.5
268	E.A1.11.669	<b>WINDOW</b> , identification lamp ... ..						1	DTD.339	C		F.5
	E.A9.11.541	<b>SKIN, PANEL, BOTTOM FRAMES 29 TO 31, ASSEMBLY</b> Spares for:—						—	—	—		
265	E.A1.11.547	<b>PLATE</b> , cover, camera window ... ..						1	DTD.546	C		F.5
3406	E.A1.11.3355	<b>PLUG</b> , sealing ... ..						2	SORBO RUBBER	C		
	E.A9.11.543	<b>SEAL</b> , rubber, 25"4 long (Make from Ref. 4431)						1	—	LM		
	E.A9.11.927	<b>SKIN, PANEL, SIDE FRAMES 24 TO 31, L.H., ASSEMBLY</b> Spares for:—						—	—	—		
5346	E.A1.57.1325	<b>FAIRLEAD</b> , fuel pipes ... .. Attaching parts for E.A1.57.1325:—						1	LFS.21	C		
28D/9133013	A25/5C	<b>Bolt</b> , 2 BA ... ..						4	—	C		
28M/10288	AGS.2001/C/1	<b>Nut</b> , 2 BA ... ..						4	—	C		
28W/9419475	SP.15/C	<b>Washer</b> ... ..						4	—	C		
	E.G5.81.17	<b>MOUNTING, REAR SPIGOT AT FRAME 30, INSTALLATION (MOD. 3998)</b> Spares for:—						—	—	—		
34748	E.G5.11.21	<b>BLOCK</b> , spigot, assembly ... .. Attaching parts for E.G5.11.21:—						1	L.65	C		
28D/1011022	A25/18C	<b>Bolt</b> , 2 BA ... ..						1	—	C		
28M/10288	AGS.2001/C/1	<b>Nut</b> , 2 BA ... ..						1	—	C		
28W/9419402	SP.13/C	<b>Washer</b> ... ..						1	—	C		
34750	E.G5.11.19	<b>HOUSING</b> , rear spigot and block ... ..						1	L.65	—		
	E.G5.11.29	<b>PLUG</b> , blanking ... ..						1	S.80	C		
	EEAS.28/33FR	<b>WASHER</b> , for blanking plug ... ..						1	—	—		
34749	E.G5.11.27	<b>WASHER</b> ... ..						4	L.64	C		
	E.A9.11.928	<b>SKIN, PANEL, SIDE FRAMES 24 TO 31, R.H., ASSEMBLY</b> Spares for:—						—	—	—		
5346	E.A1.57.1325	<b>FAIRLEAD</b> , fuel pipes ... .. Attaching parts for E.A1.57.1325:—						1	LFS.21	C		
28D/9133013	A25/5C	<b>Bolt</b> , 2 BA ... ..						4	—	C		
28M/10288	AGS.2001/C/1	<b>Nut</b> , 2 BA ... ..						4	—	C		
28W/9419475	SP.15/C	<b>Washer</b> ... ..						4	—	C		
	E.A9.11.1477	<b>MECHANISM, BOMB DOOR JACK AT BULKHEAD FRAME 13, ASSEMBLY (MOD. 2109)</b> Spares for:—						—	—	—		
233	E.A1.11.1091	<b>COLLAR</b> , special retaining, arc link connecting pin at hydraulic jack						1	DTD.126A	C		F.2
1781	E.A1.11.3245	<b>COLLAR</b> , special retaining, arc link connecting pin at hydraulic jack						1	S.92	C		F.2

**FUSELAGE  
CENTRE FUSELAGE STRUCTURE**

Ref. No.	Part No.	Description	No. off	Matl. Spec.	Cl. of Equip.	Plate No.
					M.R. L.M.	
		1 2 3 4 5 6				
28N/9513425	AGS.899/12	COLLAR, retaining, hydraulic jack pick-up bracket connecting pin, forward	1	—	C	F.2
28N/7116	AGS.899/15	COLLAR, retaining, actuating link ... ..	2	—	C	F.2
4914	E.A1.11.941	✓ LINK, ACTUATING CONNECTION BETWEEN HYDRAULIC JACK AND BOMB DOOR HINGE BRACKET, FORWARD END, GROUP Spares for:—	2	—	B/MR	F.2
275	E.A1.11.943	✓ FITTING, fork-end ... ..	1	DTD.683	C	F.2
276	E.A1.11.945	✓ FITTING, fork-end, adjustable ... ..	1	DTD.683	C	F.2
1095	EEAS.37/14A	NIPPLE, 4 BA ... ..	16	S.11	C	F.2
277	E.A1.11.1079	SLEEVE ... ..	1	DTD.683	C	
	EEAS.38/2A	SPOKE, 4 BA (Make from Ref. 28R/6124) ...	8	S.11	LM	
1778	E.A1.11.3261	LINK, connecting arc guide between hydraulic jack and bearing anchor plate, forward end	1	L.40	C	F.2
278	E.A1.11.1087	✓ PIN, special, hydraulic jack pick-up bracket connection, forward end	1	S.11	C	F.2
1780	E.A2.11.1301	✓ PIN, special, connecting actuating link to hydraulic jack, forward end	2	S.82	C	F.2
286	E.A1.11.1587	✓ PIN, special, pivot, arc stay to anchor bracket ...	1	S.11	C	F.2
28FP/877	AVDEL 916	PIN, quick release, double lock connecting actuating stay to bomb door hinge bracket	2	—	C	F.2
28FP/1174	AVDEL S.5260/1640	PIN, quick release, double lock, bomb door pivot (Mod. 3331)	2	—	C	
28P/11793	SP.4Y/R29	PIN, pivot, connecting arc stay to hydraulic jack	1	—	C	F.2
	E.A9.11.3075	SLEEVE, bearing, main bomb door pivot ... ..	2	—	—	
1779	E.A2.11.881	✓ WASHER, special spherical, seating at stay connection to hydraulic jack ram, forward	4	S.82	C	F.2
	E.B6.11.1617	MECHANISM, BOMB DOOR JACK AT BULK-HEAD FRAME 29, ASSEMBLY Spares for:—	—	—	—	
234	E.A1.11.1105	✓ COLLAR, special retaining, hydraulic jack pick-up bracket connecting pin, aft	1	DTD.126A	C	F.2
28N/9513425	AGS.899/12	COLLAR, retaining, hydraulic jack pick-up bracket connecting pin, forward	1	—	C	F.2
28N/6924	AGS.899/18	COLLAR, retaining, hydraulic jack pick-up bracket connecting pin, aft	1	—	C	F.2
28N/12242	AGS.899/19	COLLAR, retaining, actuating link pin, aft ...	2	—	C	F.2
4913	E.A1.11.817	LINK, ACTUATING CONNECTION BETWEEN HYDRAULIC JACK AND BOMB DOOR HINGE BRACKET, REAR END, GROUP Spares for:—	2	—	B/MR	F.2
270	E.A1.11.819	✓ FITTING, fork-end ... ..	1	DTD.683	C	F.2
269	E.A1.11.821	✓ FITTING, fork-end, adjustable ... ..	1	DTD.683	C	F.2
1096	EEAS.37/15A	NIPPLE, 4 BA ... ..	8	S.11	C	F.2
271	E.A1.11.1083	✓ NUT, special, 7/8" BSF ... ..	1	S.1	C	F.2
272	E.A1.11.1081	SLEEVE ... ..	1	DTD.683	C	
	EEAS.38/2A	SPOKE, 4 BA (Make from Ref. 28R/6124) ...	8	S.11	LM	

**FUSELAGE**  
**CENTRE FUSELAGE STRUCTURE**

Ref. No.	Part No.	Description	No. off	Matl. Spec.	Cl. of Equip.		Plate No.
					M.R.	L.M.	
		1 2 3 4 5 6					
273	E.A1.11.937	<b>LINK</b> , connecting, arc guide between hydraulic jack and bearing anchor plate, rear end	1	L.40	C		F.2
28P/12243	SP.4Y/R33	<b>PIN</b> , shackle, connecting link arc to hydraulic jack pick-up bracket ... ..	1	—	C		
280	E.A1.11.1103	✓ <b>PIN</b> , special pivot, for arc link at anchor bracket	1	S.11	C		F.2
281	E.A1.11.1107	✓ <b>PIN</b> , special, hydraulic jack pick-up bracket connection, aft	1	S.11	C		F.2
282	E.A1.11.1109	✓ <b>PIN</b> , special, connecting actuator link to hydraulic jack, aft	2	—	C		F.2
28FP/1173	AVDEL S.5260/1218	<b>PIN</b> , quick release, double lock, connecting actuator stay to bomb door hinge bracket (Mod. 3331)	2	—	C		
28FP/1174	AVDEL S.5260/1640	<b>PIN</b> , quick release, double lock bomb door pivot (Mod. 3331)	2	—	C		
293	E.A1.11.1085	✓ <b>SLEEVE</b> , bearing, main bomb door pivot ... ..	2	S.11	C		F.2
295	E.A1.11.1101	✓ <b>WASHER</b> , special, spherical seating at stay connection to hydraulic jack ram, aft	4	S.82	C		F.2
	E.A9.11.1873	<b>MECHANISM, FLARE DOOR JACK AT BULK-HEAD, FRAME 29, ASSEMBLY</b> Spares for this assembly are identical with those for assembly Part No. E.B6.11.1617 on page 684	—	—	—		
	E.A9.11.1745	<b>MOUNTING, UNDERCARRIAGE DOOR HINGE JACK AND VALVE, PORT, ASSEMBLY</b> Spares for:—	1	—	—		
	E.A9.11.1747	<b>BRACKET</b> , door jack ... ..	1	—	—		
7344	E.A1.11.1009	<b>BRACKET</b> , valve mounting, undercarriage door operating	1	—	C/MR		
12271	E.A9.11.1751	✓ <b>BRACKET</b> , hinge, undercarriage door mounting ...	1	—	C		
25451	E.A9.11.1749	<b>SHIM</b> ... ..	1	Lam.Alumn.	C/MR		
12272	E.A9.11.1781	<b>SHIM</b> ... ..	1	—	C		
	E.A9.11.1746	<b>MOUNTING, UNDERCARRIAGE DOOR HINGE JACK AND VALVE, STARBOARD, ASSEMBLY</b> Spares for:—	1	—	—		
	E.A9.11.1748	<b>BRACKET</b> , door jack ... ..	1	—	—		
7344	E.A1.11.1009	<b>BRACKET</b> , valve mounting, undercarriage door operating	1	—	C/MR		
12271	E.A9.11.1751	<b>BRACKET</b> , hinge, undercarriage door mounting	1	—	C		
25451	E.A9.11.1749	<b>SHIM</b> ... ..	1	Lam. Alumn.	C/MR		
12272	E.A9.11.1781	<b>SHIM</b> ... ..	1	—	C		
	E.A9.11.9	<b>ROOF UNIT, ASSEMBLY</b> ... .. Spares for:—	—	—	—		
9527	E.A1.11.3173	<b>ANGLE</b> , landing wing, port, centre ... ..	1	—	C		
9528	E.A1.11.3174	<b>ANGLE</b> , landing wing, starboard, centre ... ..	1	—	C		
18187	E.A1.11.3175	<b>ANGLE</b> , landing wing, port, forward ... ..	1	L.72	C		
21880	E.A1.11.3176	<b>ANGLE</b> , landing wing, starboard, forward ... ..	1	L.72	C		

**FUSELAGE  
CENTRE FUSELAGE STRUCTURE**

Ref. No.	Part No.	Description	No. off	Matl. Spec.	Cl. of Equip.		Plate No.
					M.R.	L.M.	
	E.A9.11.571	<b>LOOP, AERIAL, HATCH TO CENTRE FUSELAGE, ASSEMBLY</b>	—	—	—		
		Spares for:—					
30865	E.A9.11.3121	<b>DOOR, LOOP, AERIAL, GROUP (MOD. 2569)</b>	1	—	A		
		Consisting of:—					
28D/9133011	A25/2C	<b>BOLT, 2 BA</b> ... ..	2	—	C		
28D/1007973	AS.1242/2B	<b>BOLT, 4 BA</b> ... ..	36	—	C		
28D/1007468	AS.1242/3B	<b>BOLT, 4 BA</b> ... ..	8	—	C		
28D/1214091	AS.1242/2C	<b>BOLT, 2 BA</b> ... ..	32	—	C		
28D/9709461	AS.1242/3C	<b>BOLT, 2 BA</b> ... ..	8	—	C		
25445	E.A9.11.1681	<b>BRACKET, jury strut pivot and retaining</b> ...	1	L.72	C/MR		
25448	E.A9.11.1705	<b>FRAME, HATCH, ASSEMBLY</b> ... ..	1	—	C/MR		
		Spares for:—					
	E.A9.11.1647	<b>HINGE</b> (Make from AS.1880, Ref. 28N/9486785)	1	—	LM		
12273	E.A9.11.1825	<b>PANEL, dielectric</b> ... ..	1	—	B		
25460	E.A9.11.1827	<b>PLATE, support</b> ... ..	1	—	C/MR		
28S/9997545	A31/C16	<b>SCREW, 2 BA</b> ... ..	12	—	C		
	E.A9.11.1649	<b>SEAL, forward</b> (Make from EEAS.120, Ref. 20626)	1	Syn. Rubber	LM		
	E.A9.11.1651	<b>SEAL, aft</b> (Make from EEAS.120, Ref. 20626)	1	Syn. Rubber	LM		
	E.A9.11.1653	<b>SEAL, side</b> (Make from EEAS.120, Ref. 20626)	1	Syn. Rubber	LM		
12275	E.A9.11.1661	<b>SEAL, corner, plug</b> ... ..	4	—	C		
12274	E.A9.11.1663	<b>SEAL, dielectric panel</b> ... ..	1	Neoprene	C		
25441	E.A9.11.1655	<b>STRIP, securing, forward seal</b> ... ..	1	L.72	C/MR		
25442	E.A9.11.1657	<b>STRIP, securing, aft seal</b> ... ..	1	L.72	C/MR		
25443	E.A9.11.1659	<b>STRIP, securing, side seal</b> ... ..	2	L.72	C/MR		
28W/9419475	SP.15/C	<b>WASHER</b> ... ..	12	—	C		
12276	E.A9.11.1677	<b>ROLLER, jury strut guide</b> ... ..	1	T.45	C		
1035	EEAS.1/4E	<b>SCREW, 1/4" BSF</b> ... ..	11	—	C		
12277	E.A9.11.1671	<b>STRUT, jury</b> ... ..	1	—	C		
25444	E.A9.11.1679	<b>TUBE, distance, for jury strut bracket</b> ...	1	T.35	C/MR		
12281	EEAS.27/46FU	<b>WASHER, special, 16 SWG</b> ... ..	1	DTD.124	C		
	E.A9.11.903	<b>SKIN PANEL, FRAMES 17 TO 27B, TOP, ASSEMBLY</b>	—	—	—		
		Spares for:—					
12205	E.B6.57.53	<b>FITTING, drain outlet</b> ... ..	2	—	C		
	E.A3.11.1181	<b>PANEL, ACCESS TO VENT CONNECTIONS ON NO. 3 FUEL TANK AT FRAME 22, ASSEMBLY</b>	—	—	—		
		Spares for:—					
6509	E.A3.11.1149	<b>PANEL</b> ... ..	1	DTD.546	C	F 6/8	
1026	EEAS.1/1 1/2 C	<b>SCREW, 2 BA</b> ... ..	28	S.96	C		
1027	EEAS.1/2 1/2 C	<b>SCREW, 2 BA</b> ... ..	4	S.96	C		
1033	EEAS.1/2 1/2 E	<b>SCREW, 1/4" BSF</b> ... ..	8	S.96	C		
291	E.A1.11.771	<b>PLATE, attachment, filler cap</b> ... ..	2	DTD.546	C		
25967	E.A9.11.1987	<b>PLATE, blanking, I.F.F. top aerial (Mod. 1939)</b>	1	LFS.21	C		

**FUSELAGE  
CENTRE FUSELAGE STRUCTURE**

Ref. No.	Part No.	Description	No. off	Matl. Spec.	Cl. of Equip.	Plate No.
					M.R. L.M.	
		1 2 3 4 5 6				
292	E.A1.11.1651	<b>PLATE</b> , cover, access, for fuel tank nitrogen and vent system couplings between frames 20 and 21	1	—	C	F.6/8
290	E.A1.11.1653	<b>PLATE</b> , cover, access for fuel tank nitrogen and vent system couplings between frames 17 and 18	1	—	C	F.6/8
25960	E.A9.11.1475	<b>SEAL</b> , I.F.F. top aerial (Mod. 1939) ... ..	1	Linatex	C	
1025	EEAS.1/1C	<b>SCREW</b> , 2 BA ... ..	64	S.96	C	
1026	EEAS.1/1½C	<b>SCREW</b> , 2 BA ... ..	48	S.96	C	
1031	EEAS.1/6C	<b>SCREW</b> , 2 BA ... ..	12	S.96	C	
	E.A9.11.921	<b>SKIN, PANEL, FRAMES 12 TO 17, TOP, ASSEMBLY</b>	—	—	—	
		Spares for:—				
	E.A9.11.933	<b>ATTACHMENT OF CANOPY, REAR FAIRING TO CENTRE FUSELAGE</b>	—	—	—	
		Spares for:—				
25341	E.A9.11.533	<b>FAIRING, CANOPY, REAR ASSEMBLY</b> ...	1	—	C/MR	
		Spares for:—				
25331	E.A9.11.295	<b>BRACKET</b> , roller ... ..	2	DTD.683	C/MR	
25358	E.A9.11.935	<b>DOOR</b> , access (Supplied to Part No. E.A9.00.107 for spares purposes)	1	—	C/MR	
25332	E.A9.11.297	<b>ROLLER</b> ... ..	2	S.95	C/MR	
25329	E.A9.11.289	<b>SHIM</b> ... ..	2	—	C/MR	
12205	E.B6.57.53	<b>FITTING</b> , drain outlet ... ..	1	—	C	F.6/8
291	E.A1.11.771	<b>PLATE</b> , attachment, filler cap ... ..	3	DTD.546	C	F.6/8
288	E.A1.11.1655	<b>PLATE</b> , cover, access for fuel tank nitrogen and vent system couplings between frames 16 and 17, starboard	1	—	C	F.6/8
289	E.A1.11.1657	<b>PLATE</b> , cover, access for fuel tank nitrogen and vent system couplings between frames 12 and 13	1	—	C	F.6/8
1025	EEAS.1/1C	<b>SCREW</b> , 2 BA ... ..	37	S.96	C	
1026	EEAS.1/1½C	<b>SCREW</b> , 2 BA ... ..	43	S.96	C	
	E.A9.11.923	<b>SKIN, PANEL, FRAMES 12 TO 18, SIDE, PORT, ASSEMBLY</b>	—	—	—	
		Spares for:—				
2463	E.A1.11.3323	<b>BRACKET</b> , wing to fuselage attachment, frame 17, port	1	S.96	C	F.6/8
33046	E.A9.81.703	<b>STUD</b> , earth ... ..	1	—	C	
	E.A9.11.924	<b>SKIN, PANEL, FRAMES 12 TO 18, SIDE, STARBOARD, ASSEMBLY</b>	—	—	—	
		Spares for:—				
2464	E.A1.11.3324	<b>BRACKET</b> , wing to fuselage attachment, frame 17, starboard	1	S.96	C	F.6/8
33046	E.A9.81.703	<b>STUD</b> , earth ... ..	1	—	C	
	E.A9.11.905	<b>SKIN, PANEL, FRAMES 27B TO 31A, ASSEMBLY</b>	—	—	—	
		Spares for:—				
30866	E.A9.11.3101	<b>STRIP</b> , sealing, ½" x ¾" x 63" long ... .. (Mod. 2569)	1	Shore 30-40	C	

Restricted

Ref. No.	Part No.							off	Matl. Spec.	Cl. of Equip.	Plate No.
		1	2	3	4	5	6			M.R. L.M.	

**FUSELAGE  
CENTRE FUSELAGE STRUCTURE**


Ref. No.	Part No.	Description	No. off	Matl. Spec.	Cl. of Equip.		Plate No.
					M.R.	L.M.	
	E.A9.11.921	<b>SKIN, PANEL, FRAMES 12 TO 17, TOP, ASSEMBLY</b> Spares for:—	—	—	—		
	E.A9.11.933	<b>ATTACHMENT OF CANOPY REAR FAIRING TO CENTRE FUSELAGE</b> Spares for:—	—	—	—		
25341	E.A9.11.533	<b>FAIRING, CANOPY REAR, ASSEMBLY ... ..</b> Spares for:—	1	—	C/MR		
25331	E.A9.11.295	<b>Bracket, roller ... ..</b>	2	DTD.683	C/MR		
25358	E.A9.11.935	<b>Door, access (supplied to Pt. No. E.A9.00.107 for spares purposes)</b>	1	—	C/MR		
25332	E.A9.11.297	<b>Roller ... ..</b>	2	S.95	C/MR		
25329	E.A9.11.289	<b>Shim ... ..</b>	2	—	C/MR		
12205	E.B6.57.53	<b>Fitting, drain outlet ... ..</b>	1	—	C		F.6/8
291	E.A1.11.771	<b>Plate, attachment, filler cap ... ..</b>	3	DTD.546	C		F.6/8
288	E.A1.11.1655	<b>Plate, cover, access, for fuel tank nitrogen and vent system couplings between frames 16 and 17, starboard</b>	1	—	C		F.6/8
289	E.A1.11.1657	<b>Plate, cover, access, for fuel tank nitrogen and vent system couplings between frames 12 and 13</b>	1	—	C		F.6/8
1025	EEAS.1/1C	<b>Screw, 2 BA, c'sk. head, 120" ... ..</b>	37	S.96	C		
1026	EEAS.1/1½C	<b>Screw, 2 BA, c'sk. head, 120" ... ..</b>	43	S.96	C		
	E.A9.11.923	<b>SKIN, PANEL, FRAMES 12 TO 18, SIDE, PORT, ASSEMBLY</b> Spares for:—	—	—	—		
2463	E.A1.11.3323	<b>Bracket, wing to fuselage attachment, frame 17, port</b>	1	S.96	C		F.6/8
	E.A9.11.924	<b>SKIN, PANEL, FRAMES 12 TO 18, SIDE, STARBOARD, ASSEMBLY</b> Spares for:—	—	—	—		
2464	E.A1.11.3324	<b>Bracket, wing to fuselage attachment, at frame 17, starboard</b>	1	S.96	C		F.6/8
	E.A9.11.905	<b>SKIN, PANEL, FRAMES 27B TO 31A, ASSEMBLY</b> Spares for:—	—	—	—		
30866	E.A9.11.3101	<b>Strip, sealing, ½" x ⅜" x 63" long (Mod. 2569)</b>	1	Shore Hardness 30-40	C		

Restricted

Ref. No.	Part No.	1	2	3	4	5	6	Description	No. off	Matl. Spec.	Cl. of Equip.	Plate No.
											M.R. L.M.	

689 - 698

Pages ~~689~~ to ~~698~~ not issued



**FUSELAGE  
CENTRE FUSELAGE STRUCTURE**

Ref. No.	Part No.	Description						No. off	Matl. Spec.	Cl. of Equip.	Plate No.
		1	2	3	4	5	6			M.R. L.M.	
<b>SUMMARY OF STOCK ITEMS USED ON CENTRE FUSELAGE STRUCTURE, ASSEMBLY</b>											
28D/1010658	A25/1B	Bolt,	4	BA,	hex. head,	"5 long ...	...	...	...	C	
28D/9436920	A25/1C	Bolt,	2	BA,	hex. head,	"55 long ...	...	...	...	C	
28D/9133011	A25/2C	Bolt,	2	BA,	hex. head,	"65 long ...	...	...	...	C	
28D/9133012	A25/3C	Bolt,	2	BA,	hex. head,	"75 long ...	...	...	...	C	
28D/1200119	A25/4C	Bolt,	2	BA,	hex. head,	"85 long ...	...	...	...	C	
28D/9133013	A25/5C	Bolt,	2	BA,	hex. head,	"95 long ...	...	...	...	C	
28D/7002428	A25/6C	Bolt,	2	BA,	hex. head,	1"05 long ...	...	...	...	C	
28D/9419397	A25/12C	Bolt,	2	BA,	hex. head,	1"65 long ...	...	...	...	C	
28D/1011238	A25/3E	Bolt,	$\frac{1}{4}$ "	BSF,	hex. head,	"8 long ...	...	...	...	C	
28D/1008151	A25/4E	Bolt,	$\frac{1}{4}$ "	BSF,	hex. head,	"9 long ...	...	...	...	C	
28D/1011240	A25/5E	Bolt,	$\frac{1}{4}$ "	BSF,	hex. head,	1" long ...	...	...	...	C	
28D/1008145	A25/6E	Bolt,	$\frac{1}{4}$ "	BSF,	hex. head,	1"1 long ...	...	...	...	C	
28D/1011242	A25/7E	Bolt,	$\frac{1}{4}$ "	BSF,	hex. head,	1"2 long ...	...	...	...	C	
28D/1010031	A25/8E	Bolt,	$\frac{1}{4}$ "	BSF,	hex. head,	1"3 long ...	...	...	...	C	
28D/1011244	A25/9E	Bolt,	$\frac{1}{4}$ "	BSF,	hex. head,	1"4 long ...	...	...	...	C	
28D/1011246	A25/11E	Bolt,	$\frac{1}{4}$ "	BSF,	hex. head,	1"6 long ...	...	...	...	C	
28D/1011247	A25/13E	Bolt,	$\frac{1}{4}$ "	BSF,	hex. head,	1"8 long ...	...	...	...	C	
28D/7002413	A25/14E	Bolt,	$\frac{1}{4}$ "	BSF,	hex. head,	1"9 long ...	...	...	...	C	
28D/13046	A25/19E	Bolt,	$\frac{1}{4}$ "	BSF,	hex. head,	2"4 long ...	...	...	...	C	
28D/1011255	A25/3G	Bolt,	$\frac{3}{16}$ "	BSF,	hex. head,	"85 long ...	...	...	...	C	
28D/1202771	A25/4G	Bolt,	$\frac{3}{16}$ "	BSF,	hex. head,	"95 long ...	...	...	...	C	
28D/1011256	A25/5G	Bolt,	$\frac{3}{16}$ "	BSF,	hex. head,	1"05 long ...	...	...	...	C	
28D/7002427	A25/6G	Bolt,	$\frac{3}{16}$ "	BSF,	hex. head,	1"15 long ...	...	...	...	C	
28D/1011259	A25/10G	Bolt,	$\frac{3}{16}$ "	BSF,	hex. head,	1"55 long ...	...	...	...	C	
28D/1212387	A25/14G	Bolt,	$\frac{3}{16}$ "	BSF,	hex. head,	1"95 long ...	...	...	...	C	
28D/1011300	A25/7J	Bolt,	$\frac{3}{16}$ "	BSF,	hex. head,	1"35 long ...	...	...	...	C	
28D/1011302	A25/10J	Bolt,	$\frac{3}{16}$ "	BSF,	hex. head,	1"65 long ...	...	...	...	C	
28D/1213581	A25/6L	Bolt,	$\frac{1}{16}$ "	BSF,	hex. head,	1"3 long ...	...	...	...	C	
28D/1213588	A25/7L	Bolt,	$\frac{1}{16}$ "	BSF,	hex. head,	1"4 long ...	...	...	...	C	
28D/1213802	A30/12L	Bolt,	$\frac{1}{16}$ "	BSF,	hex. head,	1"9 long ...	...	...	...	C	
28D/1007285	AS.1242/1B	Bolt,	4	BA,	c'sk. head,	"45 long ...	...	...	...	C	
28D/1007973	AS.1242/2B	Bolt,	4	BA,	c'sk. head,	"55 long ...	...	...	...	C	
28D/1007468	AS.1242/3B	Bolt,	4	BA,	c'sk. head,	"65 long ...	...	...	...	C	
28D/1007319	AS.1242/4B	Bolt,	4	BA,	c'sk. head,	"75 long ...	...	...	...	C	
28D/1214299	AS.1242/5B	Bolt,	4	BA,	c'sk. head,	"85 long ...	...	...	...	C	
28D/9133031	AS.1242/6B	Bolt,	4	BA,	c'sk. head,	"95 long ...	...	...	...	C	
28D/1214091	AS.1242/2C	Bolt,	2	BA,	c'sk. head,	"6 long ...	...	...	...	C	
28D/9709461	AS.1242/3C	Bolt,	2	BA,	c'sk. head,	"7 long ...	...	...	...	C	
28D/1007976	AS.1242/4C	Bolt,	2	BA,	c'sk. head,	"8 long ...	...	...	...	C	
28D/1013177	AS.1242/2E	Bolt,	$\frac{1}{4}$ "	BSF,	c'sk. head,	"65 long ...	...	...	...	C	
28D/1007979	AS.1246/1B	Bolt,	4	BA,	round head,	"45 long ...	...	...	...	C	
28D/1215329	AS.1246/3E	Bolt,	$\frac{1}{4}$ "	BSF,	round head,	"75 long ...	...	...	...	C	
28D/1007982	AS.1248/1C	Bolt,	2	BA,	mushroom head,	"5 long ...	...	...	...	C	
28D/1013284	AS.1248/2C	Bolt,	2	BA,	mushroom head,	"6 long ...	...	...	...	C	
28D/9142406	AS.1248/3C	Bolt,	2	BA,	mushroom head,	"7 long ...	...	...	...	C	
28D/1212806	AS.1248/6C	Bolt,	2	BA,	mushroom head,	1"05 long ...	...	...	...	C	

FUSELAGE  
CENTRE FUSELAGE STRUCTURE

Ref. No.	Part No.	Description						No. off	Matl. Spec.	Cl. of Equip.		Plate No.
		1	2	3	4	5	6			M.R.	L.M.	
28M/9403519	A27/BP	Nut,	4	BA,	plain	...	...	...	...	C		
28M/1006504	A27/BT	Nut,	4	BA,	thin	...	...	...	...	C		
28M/9403520	A27/CP	Nut,	2	BA,	plain	...	...	...	...	C		
28M/1006473	A27/CT	Nut,	2	BA	thin	...	...	...	...	C		
28M/1011475	A27/EP	Nut,	1/4"	BSF,	plain	...	...	...	...	C		
28M/1006939	A27/GP	Nut,	7/16"	BSF,	plain	...	...	...	...	C		
28M/5808571	A27/GS	Nut,	3/8"	BSF,	slotted	...	...	...	...	C		
28M/1011470	A27/GT	Nut,	7/16"	BSF,	thin	...	...	...	...	C		
28M/13553	A27/LP	Nut,	7/16"	BSF,	plain	...	...	...	...	C		
28M/13641	A27/LT	Nut,	7/16"	BSF,	thin	...	...	...	...	C		
28M/13705	A27/ST	Nut,	3/4"	BSF,	thin	...	...	...	...	C		
28M/10287	AGS.2001/B/1	Nut,	stiff,	4	BA	...	...	...	...	C		
28M/10288	AGS.2001/C/1	Nut,	stiff,	2	BA	...	...	...	...	C		
28M/10290	AGS.2001/E/1	Nut,	stiff,	1/4"	BSF	...	...	...	...	C		
28M/10292	AGS.2001/J/1	Nut,	stiff,	3/8"	BSF	...	...	...	...	C		
28M/10326	AGS.2002/A/1	Nut,	stiff,	6	BA	...	...	...	...	C		
28M/12050	AGS.2007/C/3	Nut,	plate,	2	BA	...	...	...	...	C		
28P/9486478	SP.90/C5	Pin,	split,	1/16"	dia. x 3/4" long	...	...	...	...	C		
28P/9528015	SP.90/G8	Pin,	split,	3/8"	dia. x 1 1/2" long	...	...	...	...	C		
28P/19576	SP.90/H9	Pin,	split,	3/16"	dia. x 1 1/2" long	...	...	...	...	C		
28P/19242	SP.90/H13	Pin,	split,	5/16"	dia. x 2" long	...	...	...	...	C		
28P/19318	SP.90/K13	Pin,	split,	3/16"	dia. x 2" long	...	...	...	...	C		
28P/9130722	SP.4Y/B2	Pin,	shackle,	7/16"	dia. x 3" long	...	...	...	...	C		
28P/12243	SP.4Y/R33	Pin,	shackle,	5/8"	dia. x 3 3/4" long	...	...	...	...	C		
28S/1200033	A31/B24	Screw,	4	BA,	cheese head, 1/4" long	...	...	...	...	C		
28S/1200058	A33/A12	Screw,	6	BA,	c'sk. head, 3/8" long	...	...	...	...	C		
28W/9464922	AGS.586/C	Washer,	2	BA,	spring	...	...	...	...	C		
28W/6308	AGS.586/D	Washer,	1/4"	BSF,	spring	...	...	...	...	C		
28W/9419465	SP.13/B	Washer,	4	BA,	plain	...	...	...	...	C		
28W/9419402	SP.13/C	Washer,	2	BA,	plain	...	...	...	...	C		
28W/9418921	SP.13/E	Washer,	1/4"	BSF,	plain	...	...	...	...	C		
28W/9419467	SP.13/L	Washer,	7/16"	BSF,	plain	...	...	...	...	C		
28W/7000392	SP.14/E	Washer,	1/4"	BSF,	spring	...	...	...	...	C		
28W/9419474	SP.15/B	Washer,	4	BA,	plain	...	...	...	...	C		
28W/9419475	SP.15/C	Washer,	2	BA,	plain	...	...	...	...	C		
28W/9419405	SP.15/E	Washer,	1/4"	BSF,	plain	...	...	...	...	C		
28W/9419476	SP.15/G	Washer,	7/16"	BSF,	plain	...	...	...	...	C		
28W/9419479	SP.15/N	Washer,	1/4"	BSF,	plain	...	...	...	...	C		
28W/9419481	SP.15/Q	Washer,	3/8"	BSF,	plain	...	...	...	...	C		
28W/9419404	SP.16/C	Washer,	2	BA,	plain	...	...	...	...	C		
28W/9419490	SP.16/L	Washer,	7/16"	BSF,	plain	...	...	...	...	C		
28W/9419493	SP.16/Q	Washer,	3/8"	BSF,	plain	...	...	...	...	C		
28W/9419494	SP.16/S	Washer,	1/4"	BSF,	plain	...	...	...	...	C		
28W/9416642	SP.47/B	Washer,	4	BA,	spring	...	...	...	...	C		
28W/9416643	SP.47/C	Washer,	2	BA,	spring	...	...	...	...	C		
28W/9416644	SP.47/E	Washer,	1/4"	BSF,	spring	...	...	...	...	C		
28W/9416645	SP.47/G	Washer,	5/16"	BSF,	spring	...	...	...	...	C		
28W/9416646	SP.47/J	Washer,	1/4"	BSF,	spring	...	...	...	...	C		

NOSE:—Pages 701 and 702 Not Issued

**FUSELAGE  
FRONT PORTION**

Ref. No.	Part No.	Description	No. off	Matl. Spec.	Cl. of Equip.	Plate No.
					M.R. L.M.	
		1 2 3 4 5 6				
	E.A9.10.1	<b>FRONT FUSELAGE, ASSEMBLY</b> ... ..	—	—	—	
		Spares for:—				
130	E.A3.10.983 ✓	<b>BUSH</b> , rubber for canopy bolts ... ..	20	Natural Rubber	C	
	— x	<b>CANOPY</b> (See Page 773) ... ..	—	—	—	
	E.A9.10.4661	<b>COVER, ABOVE ENTRANCE DOOR, BETWEEN FRAMES 1 AND 2, INSTALLATION</b>	—	—	—	
		Spares for:—				
	E.A9.10.3175	<b>COVER</b> , (Alternative to E.A9.10.4645) ... ..	1	—	—	
34106	E.A9.10.4645	<b>COVER</b> (Alternative to E.A9.10.3175) ... ..	1	—	—	
		Attaching parts for E.A9.10.4645:—				
28D/8337	AS.1248/1B	<b>Bolt</b> , 4 BA ... ..	3	—	C	
	E.A9.10.4663	<b>COVER, ABOVE ENTRANCE DOOR, BETWEEN FRAMES 2 AND 4, INSTALLATION</b>				
		Spares for:—				
	E.A9.10.3161	<b>COVER</b> (Alternative to E.A9.10.4643) ... ..	1	—	—	
39478	E.A9.10.4643	<b>COVER</b> (Alternative to E.A9.10.3161) ... ..	1	—	C	
		Attaching parts for E.A9.10.4643:—				
28D/8337	AS.1248/1B	<b>Bolt</b> , 4 BA ... ..	5	—	C	
28D/1218385	AS.1248/2B	<b>Bolt</b> , 4 BA ... ..	10	—	C	
28D/1218387	AS.1248/4B	<b>Bolt</b> , 4 BA ... ..	2	—	C	
	E.A9.10.27	<b>DOOR, WINDBREAK, ASSEMBLY</b> ... ..	—	—	—	
		Spares for:—				
12128	E.A9.10.29 x	<b>DOOR</b> , windbreak (with trim allowance) ... ..	1	—	A	F.3/8
	E.A9.10.2669	<b>MECHANISM, WINDBREAK DOOR, ASSEMBLY</b>	1	—	—	
		Spares for:—				
26221	E.A9.10.2603	<b>BRACKET</b> , lower lock lever, pivot ... ..	1	—	C/MR	
23509	E.A9.10.2615	<b>BRACKET</b> , upper lock lever, pivot ... ..	1	—	C/MR	F.3/8
2519	E.A9.10.2661	<b>BRACKET</b> , air bottle mounting ... ..	1	—	C/MR	
12284	E.A9.10.2665	<b>CLIP</b> , for air bottle mounting bracket ... ..	1	—	C/MR	F.3/8
23717	E.A9.10.4707	<b>COLLAR</b> , 7/8" o/d. lower lock retaining ... ..	1	T.45	C/MR	F.3/8
23507	E.A9.10.2609	<b>HANDLE</b> , door locking mechanism ... ..	1	—	C/MR	F.3/8
	EEAS.77/31	<b>HOSE</b> , connecting 1/2" i/d. x 3/4" o/d. x 1 1/4" long type 1 (Make from Ref. 32C/408)	2	DTD.625	LM	
23501	E.A9.10.2587	<b>LEVER</b> , lower locking mechanism connecting ... ..	1	—	C/MR	F.3/8
23502	E.A9.10.2589	<b>LEVER</b> , operating, upper and lower lock ... ..	1	—	C/MR	F.3/8
	E.A9.10.2593	<b>LEVER</b> , splined, control rod connecting ... ..	1	L.40	—	F.3/8
23504	E.A9.10.2595	<b>LEVER</b> , safety operating handle locking ... ..	1	DTD.546	C/MR	F.3/8
23505	E.A9.10.2597	<b>LEVER</b> , air lock ... ..	1	—	C/MR	F.3/8
23511	E.A9.10.2623	<b>LEVER</b> , intermediate, entrance door hinge release	1	—	C/MR	
23520	E.A9.10.2663	<b>LEVER</b> , air bottle operating ... ..	1	—	C/MR	
23521	E.A9.10.2671	<b>LEVER</b> , upper locking mechanism connecting ... ..	1	—	C/MR	
28N/9156370	SP.21	<b>NIPPLE</b> , lubricating ... ..	2	—	C	
23494	E.A9.10.2553	<b>PIN</b> , locking safety lever ... ..	1	S.1	C/MR	
23503	E.A9.10.2591	<b>PIN</b> , lower lock ... ..	2	DTD.683	C/MR	
23515	E.A9.10.2651	<b>PIN</b> , swivel, bottle operating lever ... ..	1	S.1	C/MR	
23648	E.A9.10.4109	<b>PLATE, BEARING, ASSEMBLY</b> ... ..	1	—	C	
		Spares for:—				
	E.A9.10.4107	<b>GUARD</b> , dog clutch ... ..	1	—	—	
	E.A9.10.2575	<b>PLATE</b> , bearing ... ..	1	—	—	
23495	E.A9.10.2555	<b>PLATE</b> , operating rod connecting ... ..	4	DTD.124	C/MR	
23525	E.A9.10.2681	<b>ROD</b> , air lever control ... ..	1	—	C/MR	
23497	E.A9.10.2563	<b>SHAFT</b> , operating lever pivot ... ..	1	S.95	C/MR	
23510	E.A9.10.2619	<b>SPRING</b> , safety lever retaining ... ..	1	—	C/MR	
23522	E.A9.10.2673	<b>TUBE</b> , control, between operating levers ... ..	1	—	C/MR	
23523	E.A9.10.2675	<b>TUBE</b> , control, between operating levers ... ..	1	—	C/MR	
23524	E.A9.10.2677	<b>TUBE</b> , control, upper and lower lock ... ..	1	—	C/MR	
23496	E.A9.10.2561	<b>WASHER</b> , spacing and safety lever spring seating	1	S.1	C/MR	
23574	E.A9.10.3547	<b>WASHER</b> , special, for safety lever locking pin	1	S.1	C/MR	
	EEAS.27/9GX	<b>WASHER</b> , special, 14 SWG ... ..	6	L.73	—	
	EEAS.27/9HX	<b>WASHER</b> , special, 12 SWG ... ..	2	L.73	—	





**FUSELAGE  
FRONT PORTION**

Ref. No.	Part No.	Description	No. off	Matl. Spec.	Cl. of Equip.	Plate No.
					M.R. L.M.	
		1 2 3 4 5 6				
	E.A9.10.10001	<b>KEEL UNIT, ASSEMBLY (MOD. 2563)</b> ... ..	—	—	—	
		Spares for:—				
13091	E.A3.11.655	<b>BOLT</b> , special (Make from A25/4E) ... ..	4	—	C	
	E.A9.10.10405	<b>PANEL</b> , access (Mod. 4129) ... ..	1	L.72	—	
28D/1007982	AS.1248/1C	Attaching parts for E.A9.10.10405:— <b>Bolt</b> , 2 BA ... ..	12	—	C	
12287	E.A9.16.521	<b>PANEL, AFT, NAVIGATOR'S MOVABLE SEAT LOCKING, GROUP</b>	1	—	B	
		Spares for:—				
12289	E.A4.16.1397	<b>PIN</b> , locking ... ..	1	S.1	B	
12290	E.A4.16.1399	<b>SPRING</b> ... ..	1	DTD.215	C	
12288	E.A9.16.525	<b>PANEL, FORWARD, NAVIGATOR'S MOVABLE SEAT LOCKING, GROUP</b>	1	—	B	
		Spares for:—				
12289	E.A4.16.1397	<b>PIN</b> , locking ... ..	1	S.1	B	
12290	E.A4.16.1399	<b>SPRING</b> ... ..	1	DTD.215	C	
	E.A9.16.537	<b>PANEL</b> , access, to navigator's seat aft locking mechanism (First two A/C only)	1	L.72	—	
	E.A9.10.3801	<b>PLATING, ARMOUR, FRONT FUSELAGE INSTALLATION</b>	—	—	—	
		Spares for:—				
	E.A9.10.10487	<b>FAIRLEAD</b> , assembly (Mod. 4129) ... ..	1	—	—	
28D/7002428	A25/6C	Attaching parts for E.A9.10.10487:—				
28W/9419402	SP.13/C	<b>Bolt</b> , 2 BA ... ..	4	—	C	
		<b>Washer</b> ... ..	4	—	C	
	E.A9.10.11	<b>SKINNING, KEEL UNIT, ASSEMBLY</b> ... ..	—	—	—	
		Spares for:—				
	E.A9.10.9	<b>MAIN FLOOR STRUCTURE, ASSEMBLY</b> ... ..	—	—	—	
		Spares for:—				
4856	E.A3.10.2383	<b>BOLT</b> , special, nosewheel bracket attachment	4	S.96	C/MR	
3997	E.A1.10.217	<b>BRACKET, L.H., MOUNTING NOSEWHEEL PIVOT SHAFT, GROUP</b>	1	—	B/MR	
		Spares for:—				
	E.A1.10.2685	<b>CAP</b> ... ..	1	—	—	
28N/9156370	SP.21	<b>NIPPLE</b> , lubricating ... ..	1	—	C	
3998	E.A1.10.218	<b>BRACKET, R.H., MOUNTING, NOSEWHEEL PIVOT SHAFT, GROUP</b>	1	—	B/MR	
		Spares for this group are identical with those for group Part No. E.A1.10.217:—				
	E.A9.10.10265	<b>BULKHEAD, PRESSURE, ASSEMBLY (MOD. 2624)</b>	1	—	—	
		Spares for:—				
33814	E.A9.10.5091	<b>BRACKET, FORWARD LATCH, ASSEMBLY (MOD. 2183)</b>	1	—	C	
		Spares for:—				
	E.A3.10.1739	<b>BLOCK</b> ... ..	1	—	—	
28D/1212309	A25/25E	Attaching parts for E.A3.10.1739:—				
28M/1007403	A27/ET	<b>Bolt</b> , 1/4" BSF ... ..	2	—	C	
	AS.2811/6/135	<b>Nut</b> , 1/4" BSF ... ..	2	—	C	
		<b>Tube</b> , distance ... ..	2	L.62	LM	

**FUSELAGE  
FRONT PORTION**

Ref. No.	Part No.	Description						No. Off	Matl. Spec.	Cl. of Equip.		Plate No.
		1	2	3	4	5	6			M.R.	L.M.	
6132	E.A1.10.1429							1	—	—		
	E.A1.10.1431							QR	—	C		
		Attaching parts for E.A1.10.1429 and E.A1.10.1431:—										
28S/9446545	A45/C16							2	—	C		
		Screw, 2 BA ... ..										
27KD/10	NORMALAIR							1	—	B		
	504600							2	—	—		
3999	EEAS.20/5CO							2	—	—		
	E.A1.10.231	✓						2	DTD.197	C/MR		
		BUSH, noswheel mounting bracket ... ..										
		FAIRLEAD, assembly (Mod. 4129) ... ..										
		Attaching parts for E.A9.10.10481:—										
28D/9133012	A25/3C							4	—	C		
	28W/9419402							4	—	C		
		Bolt, 2 BA ... ..										
		Washer ... ..										
6055	E.A3.10.2793							4	DTD.683	C/MR		
		WASHER, special, for noswheel bracket cap bolt										
4690	E.A1.10.829	✓						1	—	B/MR		
		PLUG, DRAIN, GROUP ... ..										
		Consisting of:—										
4232	E.A1.10.827							1	L.40	C/MR		
	28P/1220716							1	—	C		
		HOUSING ... ..										
		PIN, split ... ..										
5084	ANGUS OR12							1	—	C		
		RING, sealing ... ..										
4231	E.A1.10.825							1	L.40	C/MR		
		SCREW ... ..										
		STRUCTURE, LOOP AERIAL, INSTALLATION (MOD. 4129)										
		Spares for:—										
		ANGLE, attachment, aft ... ..										
		ANGLE, attachment, forward ... ..										
		ANGLE, attachment, side, L.H. ... ..										
		ANGLE, attachment, side, R.H. ... ..										
34751	E.A9.10.10419							1	—	B		
								1	—	—		
		COVER, LOOP AERIAL, ASSEMBLY ... ..										
		Spares for:—										
		BUSH ... ..										
		BUSH ... ..										
		SEAL (Made from EEAS.268, Ref. 26DK/7430)										
		SEAL, fixed, 1/8" thick ... ..										
		Attaching parts for E.A9.10.10419:—										
28D/1013284	AS.1248/2C							17	—	C		
								1	—	—		
		Bolt, 2 BA ... ..										
		PAD, mounting ... ..										
		PLATE, cover pad mounting ... ..										
		Attaching parts for E.A9.10.449:—										
28D/9133011	A25/2C							18	—	C		
	1438917							1	Neoprene	C		
		Bolt, 2 BA ... ..										
		Seal, 1/8" thick ... ..										
28W/9419402	SP.13/C							18	—	C		
		Washer ... ..										
12130	E.A9.10.877	✓						1	—	B		
		NOSE, PERSPEX, GROUP ... ..										
		Spares for:—										
		BUSH, rubber, nose to joint strap fixing bolts (Make from Ref. 26FZ/4166)										
4166	E.A2.10.659							64	Natural Rubber	LM		
	E.A2.10.1501	✓						34	Natural Rubber	C		
		BUSH, rubber, for observation window retaining bolts (Make from Ref. 32C/507)										

**FUSELAGE  
FRONT PORTION**

Ref. No.	Part No.							Description	No. Off	Matl. Spec.	Cl. of Equip. M.R. L.M.	Plate No.
		1	2	3	4	5	6					
	E.A9.10.879							<b>NOSE</b> , perspex ... ..	1	—	—	
2119	E.A2.10.653	✓						<b>RING</b> , half, retaining, for observation window, inner sealing ring	1	L.72	C	
2120	E.A2.10.655	✓						<b>RING</b> , half, retaining, for observation window, inner sealing ring	1	L.72	C	
2118	E.A2.10.1601	✓						<b>RING</b> , half, retaining, for observation window, outer sealing ring	1	L.72	C	
2117	E.A2.10.1603	✓						<b>RING</b> , half, retaining, for observation window, outer sealing ring	1	L.72	C	
152	E.A2.10.685	✓						<b>RING</b> , sealing, observation window, inner ...	1	Natural Rubber	C	
2116	E.A2.10.1503	✓						<b>RING</b> , sealing, observation window, outer ...	1	Natural Rubber	C	
153	E.A2.10.657	✓						<b>STRIP</b> , sealing, between perspex nose and outer joint strap	1	Natural Rubber	C	
154	E.A2.10.661	✓						<b>STRIP</b> , sealing, between perspex nose and inner joint strap	1	Natural Rubber	C	
155	E.A2.10.687	✓						<b>WINDOW</b> , observation ... ..	1	Triplex Glass	C	
12291	E.A9.10.1935							<b>PLATE</b> , access, door hinge and jettison mechanism inspection pressure sealing	1	—	B	
3790	E.A3.10.1509							<b>PLATE</b> , backing, door seal, forward, upper ... ..	1	—	C	
6479	E.A3.10.1510							<b>PLATE</b> , backing, door seal, aft, upper ... ..	1	—	C	
3791	E.A3.10.1511							<b>PLATE</b> , backing, door seal, forward, lower ... ..	1	—	C	
6480	E.A3.10.1512							<b>PLATE</b> , backing, door seal, aft, lower ... ..	1	—	C	
1025	EEAS.1/1C							<b>SCREW</b> , 2 BA, seating rail corner piece attachment at windscreen hoop	2	S.96	C	
1031	EEAS.1/6C							<b>SCREW</b> , 2 BA, gun alignment block attachment and seating rail corner piece attachment at windscreen hoop	6	S.96	C	
159	E.A1.10.1171	✓						<b>SEAL</b> , door pressure cabin entrance ... ✓ ... ..	1	BTR.8853	C	
23365	E.A9.10.1517	✓						<b>SEAL</b> , navigator's window ... .. ✓ ... ..	1	—	C	
23366	E.A9.10.1519	✓						<b>SEAL</b> , navigator's window ... .. ✓ ... ..	1	—	C	
26368	E.A9.10.1509	✓						<b>SEAL</b> , weather, windbreak door ... ✓ ... ..	1	Synthetic Rubber	C/MR	
26369	E.A9.10.3007	✓						<b>SEAL</b> , weather, windbreak door ... ✓ ... ..	1	Synthetic Rubber	C/MR	
26370	E.A9.10.3009	✓						<b>SEAL</b> , weather, windbreak door ... ✓ ... ..	1	Synthetic Rubber	C/MR	
	E.A9.10.5							<b>SKINNING, FOR PRESSURE CABIN, ASSEMBLY</b> ...	—	—	—	
								Spares for:—				
	E.A9.10.3093							<b>SEAL</b> , weather pressure cabin skin (Made from EEAS.174/1 Ref. 24831)	1	Synthetic Rubber	LM	
	E.A9.10.7							<b>STRUCTURE, PRESSURE CABIN, ASSEMBLY</b> ...	—	—	—	
								Spares for:—				
42423	E.A9.10.1095							<b>CLEAT</b> , stringer 38 to pressure bulkhead ...	1	—	C	
42424	E.A9.10.1097							<b>CLEAT</b> , stringer 38 to pressure bulkhead ...	1	—	C	
42432	E.A9.10.1159							<b>CLEAT</b> , lower, stringer 36 to pressure bukhead	1	—	C	
42433	E.A9.10.1165							<b>CLEAT</b> , upper, stringer 36 to pressure bulkhead	1	—	C	
	E.A9.10.4293							<b>LATCH, BOMBSIGHT COMPUTER SECURING, ASSEMBLY</b>	—	—	—	
								Spares for:—				
12932	E.A9.10.4585							<b>BOLT</b> , special, pivot, computer securing latch	1	H.T.S.	C	
12293	E.A9.97.1059							<b>LATCH</b> , securing ... ..	1	L.72	B	
28FP/7002000	AVDEL A.403							<b>PIN</b> , quick release ... ..	1	—	C	
28E/9467497	TERRY 169½							<b>RING</b> , split ... ..	1	—	C	

**FUSELAGE  
FRONT PORTION**

Ref. No.	Part No.	Description	No. off	Matl. Spec.	Cl. of Equip.	Plate No.
					M.R. L.M.	
		1 2 3 4 5 6				
	E.A9.10.13	<b>SKINNING STRUCTURE PRESSURE BULKHEAD TO FRAME 12, ASSEMBLY</b>	—	—	—	
		Spares for:—				
23562	E.A9.10.3147	<b>BOLT</b> , shear, canopy jettison ram link ... ..	1	S.11 or S.95	C/MR	
23619	E.A9.10.3897	<b>BOLT</b> , shear, jettison ram anchor ... ..	1	S.95	C/MR	
	METALASTIK 13/842	<b>BUSH</b> , impact, for jettison ram anchor bolt ...	2	—	—	
34464	E.A9.10.5169	<b>CYLINDER</b> , ejection, single lever, assembly (Mod. 2687)	1	—	C	
		Attaching parts for E.A9.10.5169:—				
28D/9133011	A25/2C	Bolt, 2 BA ... ..	2	—	C	
28M/1278190	AGS.2001/C/1	Nut, 2 BA ... ..	2	—	C	
	EEAS.20./7ERH	Tab. locking ... ..	1	—	—	
28W/9419475	SP.15/C	Washer ... ..	2	—	C	
3070	E.A1.10.187	<b>DOOR, V.H.F., GROUP</b> ... .. (Supplied to Part No. <u>E.A3.00.151</u> for spares purposes)	2	—	A	
		Spares for:—				
2960	AS.2850	<b>LOCK, L.H., FLUSH TYPE, ASSEMBLY</b> ...	1	—	B	
		Spares for:—				
32501	AS.5382	<b>BOLT</b> , pivot ... ..	1	—	C	
25791	AS.2558	<b>BUTTON</b> , pressure seal ... ..	1	—	C	
2731	AS.2552	<b>HANDLE</b> , single handle lock ... ..	1	—	C	
32500	AS.2532	<b>PLATE</b> , catch ... ..	1	—	C	
20874	AS.2559	<b>SEAL</b> , handle ... ..	1	—	C	
25792	AS.5381	<b>SEAL</b> , push button ... ..	1	—	C	
32499	AS.2534	<b>SPRING</b> , for catch ... ..	1	—	C	
32498	AS.2556	<b>STUD</b> , spring ... ..	1	—	C	
		Attaching parts for AS.2850:—				
25138	E.A1.10.2421	Ring, packing ... ..	1	—	C	
28S/9992525	A33/B12	Screw, 4 BA ... ..	11	—	C	
3642	E.A1.10.1815	<b>STAY</b> , door ... ..	1	—	C	
20531	E.A3.10.2805	<b>STOWAGE, SUPPORT STRUT, V.H.F., DOORS, GROUP</b>	1	—	B/MR	
		Spares for:—				
5194	E.A3.10.2809	<b>PLATE</b> , supporting ... ..	1	DTD.546	C	
5196	E.A3.10.2807	<b>STRAP</b> , support strut, stowage ... ..	1	—	C	
12294	E.A9.74.1	<b>INTAKE</b> , inverter, cooling air, starboard ...	1	—	B	
12295	E.A9.74.3	<b>INTAKE</b> , inverter, cooling air, port ... ..	1	—	B	
23618	E.A9.10.3895	<b>LINK</b> , connecting ... ..	1	L.65 or L.40	C	
	E.G5.10.167	<b>MOUNTING, FRONT SPIGOT, BETWEEN FRAMES 11 AND 12, INSTALLATION</b> (Mod. 3998)	—	—	—	
		Spares for:—				
34746	E.G5.10.169	<b>MOUNTING</b> , spigot, assembly ... ..	1	L.65	C	
34747	E.G5.10.173	<b>PLUG</b> , sparking ... ..	1	S.80	C	
8772	EEAS.28/30ER	<b>WASHER</b> , for blanking plug ... ..	1	—	C	
23561	E.A9.10.3145	<b>NUT</b> , special, for canopy jettison ram shear bolt	1	S.11 or S.95	C/MR	
23620	E.A9.10.3899	<b>NUT</b> , special, for jettison ram anchor bolt ...	1	S.95	C/MR	
12296	E.A9.10.1369	<b>PANEL</b> , access, hydraulic reservoir ... ..	1	L.72	B	
12297	E.A9.10.4549	<b>PLUG</b> , forward, jacking point housing ... ..	2	L.65	B	
	HYMATIC ENG. CO.					
27VB/5120	B.30754	<b>RAM</b> , canopy jettison, type R.E.S. 7, Mk. 2 ...	1	—	A	



**FUSELAGE  
FRONT PORTION**

Ref. No.	Part No.	Description						No. off	Matl. Spec.	Cl. of Equip. M.R. L.M.	Plate No.
		1	2	3	4	5	6				
28P/9527619	E.A3.10.3351							1	—	—	
	SP.90/C7							1	—	C	
28W/9527619	E.A3.10.3347							1	—	C	
	E.A3.10.3339							2	—	—	
	SP.15/E							1	—	C	
32399	E.A3.10.3219							Attaching parts for E.A3.10.3335:—			
28M/5808571	A27/GS							1	—	C	
	E.A1.10.1407							1	—	C	
28W/9419476	SP.15/G							1	—	—	
28P/9527619	SP.90/C7							1	—	C	
4106	E.A1.10.557							1	—	C	
22957	E.B6.75.699							1	—	C	
3876	E.A3.10.2447							1	—	C	
21101	E.A3.10.3353							1	—	C	
								Attaching parts for E.A3.10.2447 and E.A3.10.3353:—			
28S/1011490	A32/C16							4	—	C	
4672*	E.A3.10.3217							1	—	C	
28446								(Supplied to Pt. No. E.A3.00.873 for spares purposes)			
4673*	E.A3.10.3218							1	—	C	
28443	†							(Supplied to Pt. No. E.A3.00.874 for spares purposes)			
								Attaching parts for E.A3.10.3217 and E.A3.10.3218			
28D/9133011	A25/2C							19	—	C	
28M/1278190	AGS.2001/C/1							19	—	C	
28W/9419402	SP.13/C							19	—	C	
4692	E.A3.10.3161	✓						1	—	B	
								LEVER, LOCK, NOSE UNDERCARRIAGE, PORT, ASSEMBLY			
								Spares for:—			
15792	E.A3.10.3149	✓						1	—	C	
15793	E.A3.10.3159							1	—	C	
								Attaching parts for E.A3.10.3159:—			
32399	E.A3.10.3219							1	—	C	
	E.A1.10.1407							1	—	—	
28W/9419476	SP.15/G							1	—	C	
3841	E.A6.10.1091							1	—	C	
6739	E.A1.10.1697							1	—	C	
18897	E.A1.10.1698							1	—	C	
	E.A9.10.23							STRUCTURE, NOSE, FORWARD OF FRAME 1, ASSEMBLY			
								Spares for:—			
27112	E.A9.80.1271							4	DTD.319	C	
27113	E.A9.80.1273							6	DTD.319	C	
27114	E.A9.80.1275							6	DTD.319	C	

**FUSELAGE  
FRONT PORTION**

Ref. No.	Part No.	Description	No. off	Matl. Spec.	Cl. of Equip.	Plate No.
					M.R. L.M.	
	E.A9.90.10095	<b>BRACKETS, MOUNTING, BLUE SILK REMOTE CONTROLLER AND CALL LIGHTS, INSTALLATION (MOD. 2625)</b>	—	—	—	
40162	E.A9.90.10013	Spares for:— <b>BRACKET, assembly</b> ... ..	1	—	MR	
		Attaching parts for E.A9.90.10013:—				
28D/1010030	A25/7C	Bolt, 2 BA ... ..	2	—	C	
28D/1007978	AS.1242/7C	Bolt, 2 BA ... ..	2	—	C	
28M/1278190	AGS.2001/C/1	Nut, 2 BA ... ..	4	—	C	
28W/9419475	SP.15/C	Washer ... ..	4	—	C	
40154	E.A9.81.10005	<b>BRACKET, mounting</b> ... ..	1	—	MR	
		Attaching parts for E.A9.81.10005:—				
28D/1010658	A25/1B	Bolt, 4 BA ... ..	3	—	C	
28M/1278189	AGS.2001/B/1	Nut, 4 BA ... ..	1	—	C	
28W/9419474	SP.15/B	Washer ... ..	3	—	C	
	E.A9.83.10093	<b>BRACKET, stowage, assembly (Pre-Mod. 4274)</b>	1	—	—	
	E.A9.83.10099	<b>BRACKET, stowage, assembly (Mod. 4274)</b> ...	1	—	—	
		Attaching parts for E.A9.83.10093 or E.A9.83.10099:—				
28D/1010658	A25/1B	Bolt, 4 BA ... ..	2	—	C	
28M/1278189	AGS.2001/B/1	Nut, 4 BA ... ..	2	—	C	
40160	E.A9.90.10009	<b>BRACKET, support</b> ... ..	1	—	MR	
		Attaching parts for E.A9.90.10009:—				
28D/1214038	AS.1242/16C	Bolt, 2 BA ... ..	2	—	C	
28M/1278190	AGS.2001/C/1	Nut, 2 BA ... ..	2	—	C	
28W/9419404	SP.16/C	Washer ... ..	2	—	C	
40163	E.A9.90.10015	<b>PLATE, blanking</b> ... ..	1	—	MR	
		Attaching parts for E.A9.90.10015:—				
28D/9436920	A25/1C	Bolt, 2 BA ... ..	3	—	C	
28M/1278190	AGS.2001/C/1	Nut, 2 BA ... ..	3	—	C	
28W/9419475	SP.15/C	Washer ... ..	3	—	C	
	E.A9.16.10031	<b>BOMB AIMER'S RAMP AND CUSHIONS, ASSEMBLY (MOD. 3485)</b>	—	—	—	
		Spares for:—				
12299	E.A9.16.691	<b>CUSHION, arm, port</b> ... ..	1	Dunlopillo	B	
12301	E.A9.16.695	<b>CUSHION, arm, forward</b> ... ..	1	Dunlopillo	C	
12303	E.A9.16.699	<b>CUSHION, arm, starboard</b> ... ..	1	Dunlopillo	C	
37948	E.C3.16.7	<b>CUSHION, floor (Mod. 2563)</b> ... ..	1	—	B	
33678	E.A9.16.10035	<b>CUSHION, ramp (Mod. 3485)</b> ... ..	1	—	B	
37988	E.C3.16.219	<b>EXTENSION, rear bomb aimer's ramp (Mod. 2563)</b>	1	—	MR	
		Attaching parts for E.C3.16.219:—				
28D/9140645	A25/10C	Bolt, 2 BA ... ..	2	—	C	
28D/	A59/30C	Bolt, 2 BA ... ..	2	—	—	
28W/9419402	SP.13/C	Washer ... ..	4	—	C	
	E.A9.16.10041	<b>RAMP, BOMB AIMER'S, ASSEMBLY (MOD. 3485)</b>	1	—	—	
		Spares for:—				
23627	E.A9.10.3955	<b>BRACKET, handle, front, L.H.</b> ... ..	1	—	MR	
23625	E.A9.10.3953	<b>BRACKET, handle, rear, L.H.</b> ... ..	1	—	MR	

**FUSELAGE  
FRONT PORTION**

Ref. No.	Part No.	Description	No. off	Matl. Spec.	Cl. of Equip.		Plate No.
					M.R.	L.M.	
		1 2 3 4 5 6					
23628	E.A9.10.3956	<b>BRACKET</b> , handle, front, R.H. ... ..	1	—			MR
23626	E.A9.10.3954	<b>BRACKET</b> , handle, rear, R.H. ... ..	1	—			MR
		Attaching parts for E.A9.10.3955, E.A9.10.3953, E.A9.10.3956 and E.A9.10.3954:—					
28D/9453970	A25/15C	Bolt; 2 BA ... ..	3	—			C
28M/1278190	AGS.2001/C/1	Nut; 2 BA ... ..	3	—			C
23629	E.A9.10.3957	<b>HANDLE</b> , L.H. ... ..	1	—			B
23630	E.A9.10.3958	<b>HANDLE</b> , R.H. ... ..	1	—			B
		Attaching parts for E.A9.10.3957 and E.A9.10.3958:—					
28D/7002428	A25/6C	Bolt; 2 BA ... ..	4	—			C
28M/1278190	AGS.2001/C/1	Nut; 2 BA ... ..	4	—			C
29G/2180	CARR.882	<b>STUD</b> , "Lift-the-Dot" (Male) ... ..	6	—			C
		Attaching parts for E.A9.16.10031:—					
28D/1212403	A25/33C	Bolt; 2 BA ... ..	6	—			C
28W/9416643	SP.47/C	Washer ... ..	6	—			C
12304	E.A9.10.4155	<b>BUSH</b> , for bomb aimer's window retaining screw	63	Natural Rubber			C
12305	E.A9.10.4157	<b>SEAL</b> , for bomb aimer's window ... ..	2	Natural Rubber			C
12306	E.A9.10.4159	<b>SEAL</b> , for bomb aimer's window ... ..	2	Natural Rubber			C
12307	E.A9.10.4153	<b>STRIP</b> , bomb aimer's window, inner seal, retaining	2	L.72			C
	E.A9.10.21	<b>STRUCTURE, ASSEMBLY, FORWARD OF FRAME</b>	—	—			—
		1 Spares for:—					
	E.A9.81.2757	<b>BRACKET</b> , at frame A, stringer 5 ... ..	1	—			—
	E.A9.81.2747	<b>BRACKET</b> , at frame A, stringer 9 ... ..	1	—			—
	E.A9.81.2733	<b>BRACKET</b> , lamp mounting, at frame A, stringer 3 and 5	1	—			—
23116	E.A9.10.333	<b>STRINGER 21</b> (Made from EEDX.68, Ref. 4475)	1	L.40			C
24124	E.A9.80.1167	<b>VENT</b> , static, port, assembly (Mod. 1950) ...	1	—			C
24125	E.A9.80.1168	<b>VENT</b> , static, starboard, assembly (Mod. 1950) ...	1	—			C
12308	E.A9.10.4149	<b>WINDOW</b> , bomb aimer's observation, port ...	1	—			B
12309	E.A9.10.4150	<b>WINDOW</b> , bomb aimer's observation, starboard	1	—			B
	E.A9.10.10197	<b>TABLE, NAVIGATOR'S, ASSEMBLY</b> ... ..	1	—			—
		Spares for:—					
34754	E.A9.80.10735	<b>BLOCK</b> , cork, 3/8" thick (Mod. 4129) ... ..	1	—			C
	E.A9.10.10457	<b>PLATE</b> , reinforcing (Mod. 4129) ... ..	1	L.72			—
34752	E.A9.10.10459	<b>PLATE</b> , reinforcing (Mod. 4129) ... ..	1	L.72			C
34753	E.A9.80.10733	<b>RING</b> , cork, 3/8" thick (Mod. 4129) ... ..	1	—			C
23372	E.A9.10.1531	<b>WINDOW</b> , navigator's ... ..	1	—			C/MR
	E.A9.15.5	<b>WINDSCREEN AND QUARTER PANELS, ASSEMBLY</b>	—	—			—
		Spares for:—					
12310	E.A9.15.231	<b>BUSH</b> , upper, for quarter panel fixing screws ...	82	—			C
12131	E.A9.15.379	<b>FAIRING</b> , nose, port ... ..	1	—			A
22624	E.A9.15.21	<b>PANEL</b> , windscreen, inner ... ..	1	Glass			B/MR
12132	E.A9.15.99	<b>PANEL</b> , quarter, port ... ..	1	Perspex			B
12133	E.A9.15.107	<b>PANEL</b> , quarter, starboard ... ..	1	Perspex			B

**FUSELAGE  
FRONT PORTION**

Ref. No.	Part No.	1	2	3	4	5	6	Description	No. off	Matl. Spec.	Cl. of Equip.		Plate No.
											M.R.	L.M.	
12134	E.A9.15.253	✓						<b>PANEL, FORWARD, WINDSCREEN, GROUP</b> (Supplied to Part No. E.A9.00.327 for spares purposes) Spares for:—	1	—		B	
41723	E.A9.15.19	×						<b>PANEL</b> , windscreen, outer ... ..	1	Glass		MR	
	E.A9.15.501							Attachments for E.A9.15.19:— Seal (Make from EEAS.123, Ref. 4431) ... ..	1	—		LM	
	E.A9.15.503							Seal (Make from EEAS.123, Ref. 4431) ... ..	1	—		LM	
34156	E.A9.15.235							<b>PIN</b> , hinge, windscreen, panel ... ..	1	—		C	
14716	E.A9.15.217	✓						<b>SEAL</b> , outer, windscreen ... ..	1	Synthetic Rubber		C	
14742	E.A9.15.173							<b>STRIP</b> , retaining, port ... ..	1	DTD.683		C	
14743	E.A9.15.175							<b>STRIP</b> , retaining, port ... ..	1	DTD.683		C	
14744	E.A9.15.177							<b>STRIP</b> , retaining, forward ... ..	1	DTD.683		C	
14739	E.A9.15.251							<b>STRIP</b> , retaining, starboard ... ..	1	DTD.683		LM	
	E.A9.15.255							<b>STRIP</b> , corner and jointing reinforcing, port (Make from 30B/9611243)	1	DTD.546		LM	
	E.A9.15.256							<b>STRIP</b> , corner and jointing reinforcing, starboard (Make from 30B/9611243)	1	DTD.546		LM	
	E.A9.15.257							<b>STRIP</b> , corner and jointing reinforcing, port (Make from 30B/9611243)	1	DTD.546		LM	
	E.A9.15.258							<b>STRIP</b> , corner and jointing reinforcing, starboard (Make from 30B/9611243)	1	DTD.546		LM	
14726	EEAS.2/7C							<b>SCREW</b> , 2 BA, for inner windscreen panel sealing strip support	10	S.96		C	
	E.A9.15.195							<b>SEAL</b> , weather, on windscreen casting (Make from Ref. 208) (Pre-Mod. 1937)	1	Natural Rubber		LM	
14745	E.A9.15.213	✓						<b>SEAL</b> , inner, port, quarter panel ... ..	1	Synthetic Rubber		C	
14727	E.A9.15.215	✓						<b>SEAL</b> , inner, starboard, quarter panel ... ..	1	Synthetic Rubber		C	
22706	E.A9.15.477	✓						<b>SEAL</b> , front, fairing plate (Mod. 1937) ... ..	1	Natural Rubber		C	
	E.A9.15.481							<b>SEAL</b> , weather, on windscreen casting (Make from (Ref. 208) (Mod. 1937)	1	Natural Rubber		LM	
	E.A9.15.225							<b>SEAL</b> , weather, for rear windscreen glass (Make from Ref. 208)	1	Natural Rubber		LM	
14740	E.A9.15.307	✓						<b>SEAL</b> , centre, port, quarter panel ... ..	1	Synthetic Rubber		C	
14741	E.A9.15.309	✓						<b>SEAL</b> , outer, starboard, quarter panel ... ..	1	Synthetic Rubber		C	
14681	E.A9.15.219	✓						<b>SEAL</b> , rear glass, 1/8" thick ... ..	2	Synthetic Rubber		C	
	EEAS.121							<b>SEAL</b> , rubber, between windscreen attachment plate and windscreen casting (Make from Ref. 4432)	1	Synthetic Rubber		LM	
22696	E.A9.15.377							<b>SHROUD</b> , windscreen, de-icing, air outlet ... ..	1	L.72		MR	
22661	E.A9.15.233							<b>STRIP</b> , packing, port ... ..	1	L.72		C	
22662	E.A9.15.234							<b>STRIP</b> , packing, starboard ... ..	1	L.72		C	
22648	E.A9.15.179							<b>STRIP</b> , retaining ... ..	1	L.73		C	
22649	E.A9.15.180							<b>STRIP</b> , retaining ... ..	1	L.73		C	
22650	E.A9.15.181							<b>STRIP</b> , retaining ... ..	1	L.73		C	
22651	E.A9.15.183							<b>STRIP</b> , retaining ... ..	1	L.73		C	
	E.A9.15.389							<b>WASHER</b> , special, for inner windscreen panel mounting (Make from Ref. 28W/9419402)	32	—		LM	

715 - 722

Pages ~~713~~ to ~~722~~ not issued

1950

FUSELAGE  
FRONT PORTION

Ref. No.	Part No.	Description						No. off	Matl. Spec.	Cl. of Equip. M.R. L.M.	Plate No.
		1	2	3	4	5	6				
<b>SUMMARY OF STOCK ITEMS USED ON FRONT FUSELAGE ASSEMBLY</b>											
28D/9419452	A25/3B	Bolt,	4	BA	...	...	...	...		C	
28D/9140638	A25/4B	Bolt,	4	BA	...	...	...	...		C	
28D/9436920	A25/1C	Bolt,	2	BA	...	...	...	...		C	
28D/9133011	A25/2C	Bolt,	2	BA	...	...	...	...		C	
28D/9133012	A25/3C	Bolt,	2	BA	...	...	...	...		C	
28D/1200119	A25/4C	Bolt,	2	BA	...	...	...	...		C	
28D/9133013	A25/5C	Bolt,	2	BA	...	...	...	...		C	
28D/7002428	A25/6C	Bolt,	2	BA	...	...	...	...		C	
28D/1011025	A25/24C	Bolt,	2	BA	...	...	...	...		C	
28D/1212402	A25/31C	Bolt,	2	BA	...	...	...	...		C	
28D/1011029	A25/1E	Bolt,	4	BSF	...	...	...	...		C	
28D/1011030	A25/2E	Bolt,	4	BSF	...	...	...	...		C	
28D/1008151	A25/4E	Bolt,	4	BSF	...	...	...	...		C	
28D/1008145	A25/6E	Bolt,	4	BSF	...	...	...	...		C	
28D/1011242	A25/7E	Bolt,	4	BSF	...	...	...	...		C	
28D/1011304	A25/15J	Bolt,	4	BSF	...	...	...	...		C	
28D/1214980	A28/6C	Bolt,	2	BA	...	...	...	...		C	
28D/1007319	AS.1242/4B	Bolt,	4	BA	...	...	...	...		C	
28D/1214302	AS.1242/8B	Bolt,	4	BA	...	...	...	...		C	
28D/9130080	AS.1242/9B	Bolt,	4	BA	...	...	...	...		C	
28D/1214303	AS.1242/10B	Bolt,	4	BA	...	...	...	...		C	
28D/1007975	AS.1242/1C	Bolt,	2	BA	...	...	...	...		C	
28D/1007976	AS.1242/4C	Bolt,	2	BA	...	...	...	...		C	
28D/1204937	AS.1242/6C	Bolt,	2	BA	...	...	...	...		C	
28D/1007978	AS.1242/7C	Bolt,	2	BA	...	...	...	...		C	
28D/1214032	AS.1242/9C	Bolt,	2	BA	...	...	...	...		C	
28D/1013173	AS.1242/10C	Bolt,	2	BA	...	...	...	...		C	
28D/1214033	AS.1242/11C	Bolt,	2	BA	...	...	...	...		C	
28D/1214034	AS.1242/12C	Bolt,	2	BA	...	...	...	...		C	
28D/1214035	AS.1242/13C	Bolt,	2	BA	...	...	...	...		C	
28D/1214036	AS.1242/14C	Bolt,	2	BA	...	...	...	...		C	
28D/1013177	AS.1242/2E	Bolt,	4	BSF	...	...	...	...		C	
28D/1202334	AS.1242/3E	Bolt,	4	BSF	...	...	...	...		C	
28D/1213006	AS.1242/2J	Bolt,	4	BSF	...	...	...	...		C	
28D/1007979	AS.1246/1B	Bolt,	4	BA	...	...	...	...		C	
28D/8337	AS.1248/1B	Bolt,	4	BA	...	...	...	...		C	
28D/1218385	AS.1248/2B	Bolt,	4	BA	...	...	...	...		C	
28M/1006504	A27/BT	Nut,	4	BA	...	...	...	...		C	
28M/9403520	A27/CP	Nut,	2	BA	...	...	...	...		C	
28M/1006473	A27/CT	Nut,	2	BA	...	...	...	...		C	
28M/1011475	A27/EP	Nut,	4	BSF	...	...	...	...		C	
28M/1007403	A27/ET	Nut,	4	BSF	...	...	...	...		C	
28M/1011476	A27/JS	Nut,	4	BSF	...	...	...	...		C	
28M/9403520	A29/CP	Nut,	2	BA	...	...	...	...		C	
28M/1011475	A29/EP	Nut,	4	BSF	...	...	...	...		C	
28M/10287	AGS.2001/B/1	Nut, stiff,	4	BA	...	...	...	...		C	
28M/10188	AGS.2001/C/1	Nut, stiff,	2	BA	...	...	...	...		C	
28M/10281	AGS.2001/C/3	Nut, stiff,	2	BA	...	...	...	...		C	
28M/10327	AGS.2002/B/1	Nut, stiff,	4	BA	...	...	...	...		C	
28M/10328	AGS.2002/C/1	Nut, stiff,	2	BA	...	...	...	...		C	
28M/10133	AGS.2002/L/1	Nut, stiff,	7/8"	BSF	...	...	...	...		C	

FUSELAGE  
FRONT PORTION

Ref. No.	Part No.	Description						No. off	Matl. Spec.	Cl. of Equip. M.R. L.M.	Plate No.
		1	2	3	4	5	6				
28M/11957	AGS.2007/C/1	Nut, plate	2	BA	...	...	...	...	...	C	
28P/817	SP.4Y/A7	Pin, shackle	...	...	...	...	...	...	...	C	
28P19233	SP.90/E6	Pin, split	...	...	...	...	...	...	...	C	
28S/1200080	A32/B8	Screw, 4	BA	...	...	...	...	...	...	C	
28S/9995325	A33/B8	Screw, 4	BA	...	...	...	...	...	...	C	
28S/9435716	A33/B12	Screw, 4	BA	...	...	...	...	...	...	C	
28S/9435715	A33/B16	Screw, 4	BA	...	...	...	...	...	...	C	
28S/1006947	A33/B40	Screw, 4	BA	...	...	...	...	...	...	C	
28S/9464899	A37/C8	Screw, 2	BA	...	...	...	...	...	...	C	
28S/9130764	A37/C12	Screw, 2	BA	...	...	...	...	...	...	C	
28W/9419402	SP.13/C	Washer	...	...	...	...	...	...	...	C	
28W/9419466	SP.13/J	Washer	...	...	...	...	...	...	...	C	
28W/9419475	SP.15/C	Washer	...	...	...	...	...	...	...	C	
28W/9419405	SP.15/E	Washer	...	...	...	...	...	...	...	C	
28W/9419404	SP.16/C	Washer	...	...	...	...	...	...	...	C	
28W/9419487	SP.16/E	Washer	...	...	...	...	...	...	...	C	
28W/9416642	SP.47/B	Washer	...	...	...	...	...	...	...	C	
28W/9416643	SP.47/C	Washer	...	...	...	...	...	...	...	C	

NOTE:— Pages 725 and 726 not issued

**FUSELAGE  
NOSE PORTION**

Ref. No.	Part No.	Description	No. off	Matl. Spec.	Cl. of Equip.		Plate No.
					M.R.	L.M.	
		1 2 3 4 5 6					
21949	E.A9.00.5	<b>NOSE FUSELAGE ASSEMBLY</b> ... ..	1	—		A	
		Spares for:—					
	E.A9.73.99	<b>AIR AND HYDRAULIC PIPES FOR WINDBREAK DOOR, ASSEMBLY</b> (see page 1165)	—	—		—	
	E.A9.70.221	<b>AIR SUPPLY PIPE TO CANOPY SEAL, ASSEMBLY</b>	—	—		—	
		Spares for:—					
5260	EEAS.143/5H	<b>CLIP</b> , pipe, single, $\frac{3}{8}$ " o/d. bonding	1	—		C	
5542	EEAS.143/6	<b>CLIP</b> , pipe, single, $\frac{1}{4}$ " o/d.	7	L.72		C	
	E.A9.70.31	<b>HOSE</b> , connecting, $\frac{1}{4}$ " i/d. x $\frac{1}{2}$ " o/d. x $2\frac{1}{2}$ " long (Make from Ref. 32C/472)	1	DTD.251		LM	
23839	E.A9.70.237	<b>PIPE</b> , assembly, from supply tee to non-return valve at pressure bulkhead	1	—		C	
	E.A9.70.227	<b>PIPE</b> , assembly, from reducing valve at pressure bulkhead to union connection at frame 10	1	L.54		LM	
	E.A9.70.229	<b>PIPE</b> , assembly, from union at frame 10 to seal pipe connection	1	L.54		LM	
	HYMATIC ENG. CO						
27VB/5125	D.9045	<b>VALVE</b> , non-return, type NR. 4/1	1	—		A	
	HYMATIC ENG. CO.						
27VB/5124	D.9048	<b>VALVE</b> , reducing, type P.S. 29/18	1	—		A	
5259	EEAS.21/2ERH	<b>WASHER</b> , special	1	L.72		C	
	EEAS.22/1DR	<b>WASHER</b> , special, 20 SWG	3	L.72		LM	
	E.A9.70.1	<b>BOMBSIGHT, COMPUTER, AIR SUPPLY, PRESSURE, BULKHEAD TO COMPUTER</b> (see page 87)	—	—		—	
	E.A9.70.3	<b>BOMBSIGHT, COMPUTER, AIR SUPPLY, PRESSURE, BULKHEAD TO FRAME 12A</b> (see page 89)	—	—		—	
	E.A9.75.3	<b>CABIN, PRESSURE SYSTEM</b> (see page 1193) ...	—	—		—	
	E.A9.76.1	<b>CANOPY, DE-MISTING SYSTEM</b> (see page 1281) ...	—	—		—	
	E.A9.45.3	<b>CONTROLS, FLYING, IN COCKPIT</b> (see page 185)	—	—		—	
	E.A9.81.805	<b>ELECTRICAL EQUIPMENT</b> (see page 239) ...	—	—		—	
	E.A9.47.5	<b>ENGINE, CONTROLS, IN FRONT FUSELAGE</b> (see page 103)	—	—		—	
	E.A9.80.10517	<b>FITTINGS, REMOVABLE, ROLLER MAP, INSTALLATION (Mod. 3594-S.0.0)</b>	—	—		—	
		Spares for:—					
	E.A9.80.10565	<b>BRACKET, MOUNTING, ROLLER MAP, AT NAVIGATOR'S POSITION, INSTALLATION</b>	—	—		—	
		Spares for:—					
	E.A9.80.10557	<b>BRACKET, MOUNTING, ASSEMBLY</b> ... ..	1	—		—	
		Spares for:—					
33888	E.A9.80.10535	<b>LEVER</b> , assembly ... ..	1	L.64		C	
		Attaching parts for E.A9.80.10535:—					
28D/9140644	A25/9C	Bolt, 2 BA ... ..	1	—		C	
28M/10328	AGS.2002/C/1	Nut, 2 BA ... ..	1	—		C	
	AS.2806-4-090	Piece, distance, 22 SWG ... ..	1	T.35 or T.45		LM	
28W/9419475	SP.15/C	Washer ... ..	1	—		C	
	33889	E.A9.80.10527	Pin ... ..	1	L.64	C	
		Attaching parts for E.A9.80.10527:—					
28P/10238	SP.90/G4	Pin, split ... ..	1	—		C	

**FUSELAGE  
NOSE PORTION**

Ref. No.	Part No.	1	2	3	4	5	6	Description	No. off	Matl. Spec.	Cl. of Equip.	Plate No.
											M.R. L.M.	
	E.A9.80.10525							<b>PLATE</b> , wedge ... ..	1	S.510	—	
								Attaching parts for E.A9.80.10525:—				
28D/1204937	AS.1242/6C							Bolt, 2 BA ... ..	6	—	C	
28M/10288	AGS.2001/C/1							Nut, 2 BA ... ..	6	—	C	
	AS.2811-5-036							Piece, distance, 17 SWG ... ..	4	T.4	LM	
	AS.2811-5-041							Piece, distance, 17 SWG ... ..	2	T.4	LM	
28W/9419475	SP.15/C							Washer ... ..	6	—	C	
33475	E.B6.90.1027							<b>SPRING</b> , torsion ... ..	1	—	C	
								Attaching parts for E.A9.80.10557:—				
28D/1007972	A25/1/2C							Bolt, 2 BA ... ..	8	—	C	
28W/9416643	SP.47/C							Washer ... ..	8	—	C	
33890	E.A9.81.10665							<b>CONNECTOR, R.M.1A, FROM COUPLER SOCKET TO ROLLER MAP</b>	1	—	B	
								Consisting of:—				
5F/2606	SC.001/10							<b>CONDUIT</b> , 1/8" dia. x 90" long ... ..	QR	—	C	
	E.A9.81.10691							<b>COVER, ASSEMBLY, SOCKET</b> ... ..	1	—	—	
								Consisting of:—				
	E.B6.90.1277							<b>BLOCK</b> , socket ... ..	1	L.64	—	
	E.B6.90.1279							<b>COVER</b> , socket ... ..	1	L.72	—	
	E.A9.81.10695							<b>ENTRY</b> , cable ... ..	1	L.64	—	
28S/1008084	A31/Z6							<b>SCREW</b> , 8 BA ... ..	4	—	C	
28S/9419436	A31/A6							<b>SCREW</b> , 6 BA ... ..	2	—	C	
	SCF.118/10							<b>END</b> , assembly, super flexit ... ..	1	—	—	
	5F/2644							<b>END</b> , assembly, super flexit ... ..	1	—	C	
10H/0970060	CZ.60669							<b>GASKET</b> , outlet ... ..	1	—	C	
10H/9560400	CZ.49228							<b>PLUG</b> , 25-way ... ..	1	—	C	
5K/9107068	EEAS.146/2							<b>SLEEVE</b> , 1" long ... ..	4	—	C	
5K/9107067	EEAS.146/6							<b>SLEEVE</b> , 1" long ... ..	1	—	C	
5K/9107065	EEAS.146/20							<b>SLEEVE</b> , 3/4" long ... ..	32	—	C	
	DB.255							<b>SOCKET</b> ... ..	1	—	—	
5E/9100179	†							<b>WIRE</b> , equipment, type 2, 14/0076 black ... ..	QR	—	C	
	E.A9.80.10519							<b>STRUCTURE, ROLLER MAP, BETWEEN FRAMES A AND B, INSTALLATION</b>	—	—	—	
								Spares for:—				
33891	E.A9.80.10523							<b>BRACKET, MOUNTING, ASSEMBLY</b> ... ..	1	—	B	
								Spares for this assembly are identical with those for assembly Part No. E.A9.80.10557 on page 727				
								Attaching parts for E.A9.80.10523:—				
28D/9140644	A25/9C							Bolt, 2 BA ... ..	8	—	C	
28M/10288	AGS.2001/C/1							Nut, 2 BA ... ..	8	—	C	
28W/9419475	SP.15/C							Washer ... ..	8	—	C	
	E.A9.80.10559							<b>MOUNTING</b> , assembly, tubular ... ..	1	—	—	
								Attaching parts for E.A9.80.10559:—				
28D/9140644	A25/9C							Bolt, 2 BA ... ..	4	—	C	
28W/9419475	SP.15/C							Washer ... ..	4	—	C	
	E.A9.10.1							<b>FRONT FUSELAGE, ASSEMBLY</b> (see page 703) ... ..	1	—	—	
	E.A9.73.7							<b>HYDRAULIC EQUIPMENT</b> (see page 1471) ... ..	—	—	—	

**FUSELAGE  
NOSE PORTION**

Ref. No.	Part No.	Description	No. off	Matl. Spec.	Cl. of Equip.	Plate No.
					M.R. L.M.	
		1 2 3 4 5 6				
E.A9.17.10001		<b>INSTALLATION OF PRESSURE CABIN, GROUP</b>	—	—	—	
		Spares for:—				
E.A9.17.10025		<b>BLANKET</b> , between frames A and 1 ... ..	1	—	—	
E.A9.17.10009		<b>BLANKET</b> , between frames 1 and 2 and stringers 37 and 40	1	—	—	
E.A9.17.10011		<b>BLANKET</b> , between frames 1 and 2 and stringers 34, 35, 35-36, 36-37	3	—	—	
E.A9.17.10039		<b>BLANKET</b> , between frames 2 and 3 and stringers 3 and 4 (Mod. 2697)	1	—	—	
E.A9.17.10041		<b>BLANKET</b> , between frames 2 and 3 and stringers 4 and 11 (Mod. 2697)	1	—	—	
E.A9.17.10103		<b>BLANKET</b> , between frames 2 and 3 and stringers 12 and 14 (Mod. 4129)	1	—	—	
E.A9.17.10105		<b>BLANKET</b> , between frames 2 and 3 and stringers 14 and 15 (Mod. 4129)	1	—	—	
E.A9.17.10107		<b>BLANKET</b> , between frames 2 and 3 and stringers 15 and 16 (Mod. 4129)	1	—	—	
E.A9.17.10047		<b>BLANKET</b> , between frames 2 and 3 and stringers 34 and 36	1	—	—	
E.A9.17.10037		<b>BLANKET</b> , between frames 2 and 3 and stringers 36 and 3 (Mod. 2697)	1	—	—	
E.A9.17.10033		<b>BLANKET</b> , assembly, between frames 3 and 4, port side (Mod. 3159)	1	—	—	
E.A9.17.10031		<b>BLANKET</b> , between frames 3 and 4, starboard side (Mod. 3159)	1	—	—	
E.C3.17.55		<b>BLANKET</b> , intermediate, between frames 4 and 5 and stringers 1 and 2 (Mod. 3159)	1	—	—	
E.C3.17.53		<b>BLANKET</b> , between frames 4 and 5 and stringers 2 and 3, top (Mod. 3159)	1	—	—	
E.C3.17.71		<b>BLANKET</b> , between frames 4 and 5 and stringers 2 and 3, bottom (Mod. 3159)	1	—	—	
E.C3.17.51		<b>BLANKET</b> , between frames 4 and 5 and stringers 3 and 4 (Mod. 3159)	1	—	—	
E.C3.17.73		<b>BLANKET</b> , between frames 4 and 5 and stringers 4 and 5, top (Mod. 3159)	1	—	—	
E.C3.17.49		<b>BLANKET</b> , between frames 4 and 5 and stringers 4 and 7 (Mod. 3159)	1	—	—	
E.C3.17.47		<b>BLANKET</b> , between frames 4 and 5 and stringers 7 and 9 (Mod. 3159)	1	—	—	
E.C3.17.45		<b>BLANKET</b> , between frames 4 and 5 and stringers 9 and 16 (Mod. 3159)	1	—	—	
E.C3.17.105		<b>BLANKET</b> , between frames 4 and 5 and stringers 34 and 35 (Mod. 3159)	1	—	—	
E.C3.17.69		<b>BLANKET</b> , adjacent to frames 4 and 5 between stringers 34 and 35 (Mod. 3159)	2	—	—	
E.C3.17.65		<b>BLANKET</b> , between frames 4 and 5 and stringers 33 and 34 (Mod. 3159)	1	—	—	
E.A9.17.10027		<b>BLANKET</b> , between frames 4 and 5 and stringers 34 and 38 (Mod. 3159)	1	—	—	

**FUSELAGE  
NOSE PORTION**

Ref. No.	Part No.	1	2	3	4	5	6	Description	No. off	Matl. Spec.	Cl. of Equip.	Plate No.
											M.R.	
	E.C3.17.61							<b>BLANKET</b> , between frames 4 and 5, adjacent to stringer 38, lower (Mod. 3159)	1	—	—	
	E.C3.17.117							<b>BLANKET</b> , between frames 4 and 5, adjacent to stringer 38, top (Mod. 3159)	1	—	—	
	E.C3.17.59							<b>BLANKET</b> , between frames 4 and 5 and stringers 38 and 40 (Mod. 3159)	1	—	—	
	E.C3.17.57							<b>BLANKET</b> , between frames 4 and 5 and stringers 40 and 2 (Mod. 3159)	1	—	—	
33H/72	†							<b>CEMENT</b> , rubber, resin ... ..	QR	—	C	
	E.C3.17.3							<b>PAD</b> , insulation, between frame 2 and bomb aimer's ramp, starboard side	1	—	—	
	E.A9.17.10003							<b>PAD</b> , insulation, between frame 2 and bomb aimer's ramp, centre	1	—	—	
	E.A9.17.10005							<b>PAD</b> , insulation, between frame 2 and bomb aimer's ramp, port side	1	—	—	
	E.C3.17.5							<b>PAD</b> , insulation, small, adjacent to frame 2, starboard side	1	—	—	
34755	E.A9.17.10109							<b>PAD</b> , insulation, small, adjacent to frame 2, port side (Mod. 4129)	1	—	C	
	E.C3.17.7							<b>PAD</b> , insulation, forward of frame 3, starboard side	1	—	—	
	E.C3.17.9							<b>PAD</b> , insulation, forward of frame 3, centre starboard	1	—	—	
	E.C3.17.27							<b>PAD</b> , insulating, forward of frame 3, centre port	1	—	—	
	E.A9.17.10111							<b>PAD</b> , insulating, forward of frame 3, port side (Mod. 4129)	1	—	—	
	E.C3.17.11							<b>PAD</b> , insulating, small, adjacent to frame 3, starboard side	1	—	—	
	E.C3.17.13							<b>PAD</b> , insulation, between frames 3 and 4, starboard side	1	—	—	
	E.A9.17.10019							<b>PAD</b> , insulation, between frames 3 and 4, centre	1	—	—	
	E.A9.17.10017							<b>PAD</b> , insulation, between frames 3 and 4, port side	1	—	—	
	E.A9.17.10007							<b>PAD</b> , insulation, aft of frame 4, starboard centre	1	—	—	
	E.A9.17.10021							<b>PAD</b> , insulation, aft of frame 4, centre (Mod. 2655)	1	—	—	
	E.A9.74.10003							<b>INVERTER, COOLING PIPES, ASSEMBLY</b> (See page 1639)	—	—	—	
	E.A9.40.1							<b>NOSEWHEEL</b> (See page 1837) ... ..	1	—	—	
	E.A9.76.5							<b>NOSE, DE-MISTING SYSTEM</b> (See page 1653) ...	—	—	—	
	E.A9.71.43							<b>OXYGEN SYSTEM</b> (See page 1667) ... ..	—	—	—	
	E.A9.80.10453							<b>PIPES, PITOT AND STATIC, ASSEMBLY (MOD. 3159)</b>	—	—	—	
								Spares for:—				
6734	EEAS.136							<b>BRACKET</b> , clip support ... ..	13	—	C	
	E.C3.80.753							<b>BRACKET</b> , pipe support ... ..	1	—	—	
								Attaching parts for E.C3.80.753:—				
28D/1010658	A25/1B							Bolt, 4 BA ... ..	2	—	C	
28M/10287	AGS.2001/B/1							Nut, 4 BA ... ..	2	—	C	
28W/9143227	SP.14/B							Washer ... ..	2	—	C	

FUSELAGE  
NOSE PORTION

Ref. No.	Part No.	Description						No. off	Matl. Spec.	Cl. of Equip.		Plate No.
		1	2	3	4	5	6			M.R.	L.M.	
	E.C3.80.833											
28D/9436920	A25/15C											
28M/10288	AGS.2001/C/1											
28W/9419475	SP.15/C											
12186	E.A9.80.539											
1823	EEAS.91/2											
	EEAS.143/11											
8761	EEAS.143/7H											
17528	EEAS.143/18											
28F/10525	AGS.1107/C											
28F/5107	AGS.838/3											
	E.A3.71.213											
28D/1010658	A25/1B											
28M/10287	AGS.2001/B/1											
28W/9143227	SP.14/B											
6A/3820	†											
	E.C3.80.733											
	E.C3.80.735											
	E.C3.80.743											
	E.A9.80.10303											
	E.A9.80.10315											
	E.A9.80.10759											
	E.A9.80.361											
5K/3390	AS.3360.B3B											
5K/3355	AS.3360.B4B											
5K/3373	AS.3360.B5B											
4412	E.A3.80.2375											
13218	E.A3.80.2901											
28F/1013780	AGS.838/4											
28F/17910	AGS.838/13											
109JB/271	†											
	E.C3.80.787											
3400	E.A3.80.1649											
	E.A9.80.595											
	E.A9.80.597											
	E.A9.80.599											
	E.A9.80.1331											
	E.C3.80.671											

FUSELAGE  
NOSE PORTION

Ref. No.	Part No.	1	2	3	4	5	6	Description	No. off	Matl. Spec.	Cl. of Equip.		Plate No.
											M.R.	L.M.	
	E.C3.80.673							PIPE, pitot, from coupling to elbow aft of frame 4, $\frac{5}{16}$ " o/d. x 22 SWG	1	L.56	LM		
	E.C3.80.677							PIPE, pitot, between tee couplings aft of frame 4, $\frac{5}{16}$ " o/d. x 22 SWG	1	L.56	LM		
	E.C3.80.679							PIPE, pitot, from tee coupling to hose coupling machmeter, $\frac{5}{16}$ " o/d. x 22 SWG	1	L.56	LM		
	E.C3.80.681							PIPE, pitot, from hose aft of frame 6 to tee coupling, $\frac{5}{16}$ " o/d. x 22 SWG	1	L.56	LM		
	E.A9.80.10753							PIPE, pitot, from tee coupling to air speed indicator (Mod. 3897), $\frac{5}{16}$ " o/d. x 22 SWG	1	L.54	LM		
	E.A9.80.603							PIPE, pitot, between tee piece and coupling at frame 2, $\frac{5}{16}$ " o/d. x 22 SWG	1	L.54	LM		
	E.A9.80.751							PIPE, pitot, from coupling at frame 2 to tee piece aft of frame 2, $\frac{5}{16}$ " o/d. x 22 SWG	1	L.54	LM		
38014	E.C3.80.685							PIPE, pitot, from tee piece to coupling aft of frame 2, $\frac{5}{16}$ " o/d. x 22 SWG	1	L.56	C		
	E.C3.80.725							PIPE, pitot, from coupling aft of frame 2 to hose connecting, $\frac{5}{16}$ " o/d. x 22 SWG	1	L.56	LM		
	E.C3.80.667							PIPE, pitot, from coupling aft of frame 2 to drain trap frame 4 (Pre-Mod. 4039)	1	L.56	LM		
	E.A9.80.10921							PIPE, pitot, from coupling aft of frame 2 to drain trap frame 4 (Mod. 4039), $\frac{5}{16}$ " o/d. x 22 SWG	1	L.54	LM		
	E.C3.80.669							PIPE, pitot, from drain trap frame 4 to coupling frame 5 (Pre-Mod. 4039)	1	L.56	LM		
	E.A9.80.10925							PIPE, pitot, from drain trap frame 4 to coupling frame 5 (Mod. 4039), $\frac{5}{16}$ " o/d. x 22 SWG	1	L.54	LM		
	E.A9.80.349							PIPE, pitot, from coupling frame 5 to tee coupling frame 8, $\frac{5}{16}$ " o/d. x 22 SWG	1	L.54	LM		
	E.A9.80.365							PIPE, pitot, from tee piece to pressure bulkhead union, $\frac{5}{16}$ " o/d. x 22 SWG	1	L.54	LM		
	E.A9.80.545							PIPE, pitot, from pressure bulkhead union to transport joint, $\frac{5}{16}$ " o/d. x 22 SWG	1	L.54	LM		
	E.C3.80.675							PIPE, pitot, between tee piece aft of frame 4, $\frac{5}{16}$ " o/d. x 22 SWG	1	L.56	LM		
	E.C3.80.723							PIPE, pitot and static, instrument hose connections, $\frac{5}{16}$ " o/d. x 22 SWG	8	L.56	LM		
	E.A9.80.1169							PIPE, static, from port vent to starboard side tee piece, $\frac{5}{16}$ " o/d. x 22 SWG	1	L.54	LM		
	E.A9.80.1171							PIPE, static, from port vent to port side tee piece, $\frac{5}{16}$ " o/d. x 22 SWG	1	L.54	LM		
	E.A9.80.1173							PIPE, static, from starboard vent to port side tee piece, $\frac{5}{16}$ " o/d. x 22 SWG	1	L.54	LM		
	E.A9.80.1175							PIPE, static, from starboard vent to port side tee piece, $\frac{5}{16}$ " o/d. x 22 SWG	1	L.54	LM		
	E.A9.80.747							PIPE, static, from tee piece frame B to tee piece frame 2, port side, $\frac{5}{16}$ " o/d. x 22 SWG	1	L.54	LM		
	E.A9.80.589							PIPE, static, from tee piece frame B to coupling frame 2, starboard side, $\frac{5}{16}$ " o/d. x 22 SWG	1	L.54	LM		

FUSELAGE  
NOSE PORTION

Ref. No.	Part No.	Description						No. off	Matl. Spec.	Cl. of Equip.		Plate No.
		1	2	3	4	5	6			M.R.	L.M.	
	E.A9.80.587	PIPE	static	from coupling frame 2 to coupling frame 4, starboard side, $\frac{5}{8}$ " o/d. x 22 SWG				1	L.54	LM		
	E.A9.80.10449	PIPE	static	from coupling frame 4 to coupling frame 5, starboard side, $\frac{5}{8}$ " o/d. x 22 SWG				1	L.54	LM		
	E.A9.80.10451	PIPE	static	between couplings frame 5, starboard side, $\frac{5}{8}$ " o/d. x 22 SWG				1	L.54	LM		
	E.A9.80.583	PIPE	static	from coupling frame 5 to coupling frame 8, starboard side, $\frac{5}{8}$ " o/d. x 22 SWG				1	L.54	LM		
	E.A9.80.581	PIPE	static	from master control valve to drain trap, $\frac{5}{8}$ " o/d. x 22 SWG				1	L.54	LM		
	E.A9.80.1329	PIPE	static	from tee piece frame 2 to coupling aft of frame 4, instrument panels line, $\frac{5}{8}$ " o/d. x 22 SWG				1	L.54	LM		
	E.C3.80.705	PIPE	static	from coupling to tee piece aft of frame 4, instrument panels line, $\frac{5}{8}$ " o/d. x 22 SWG				1	L.56	LM		
	E.C3.80.707	PIPE	static	between tee pieces aft of frame 4, instrument panels line, $\frac{5}{8}$ " o/d. x 22 SWG				1	L.56	LM		
	E.C3.80.709	PIPE	static	between tee pieces aft of frame 4, navigator's A.S.I. line, $\frac{5}{8}$ " o/d. x 22 SWG				1	L.56	LM		
	E.C3.80.711	PIPE	static	between tee pieces, between frames 4 and 6, pilot's instruments line, $\frac{5}{8}$ " o/d. x 22 SWG				1	L.56	LM		
	E.C3.80.713	PIPE	static	from tee piece to machmeter hose coupling, $\frac{5}{8}$ " o/d. x 22 SWG				1	L.56	LM		
	E.A9.80.749	PIPE	static	from tee piece frame 2 to coupling frame 2, port side, $\frac{5}{8}$ " o/d. x 22 SWG				1	L.54	LM		
	E.A9.80.605	PIPE	static	from coupling to drain trap, port side, $\frac{5}{8}$ " o/d. x 22 SWG				1	L.54	LM		
38015	E.C3.80.721	PIPE	static	from drain trap to coupling aft of frame 2, port side, $\frac{5}{8}$ " o/d. x 22 SWG				1	L.56	C		
	E.C3.80.727	PIPE	static	from coupling aft of frame 2 to bombsight computer hose connection, $\frac{5}{8}$ " o/d. x 22 SWG				1	L.56	LM		
	E.C3.80.701	PIPE	static	from tee piece frame 2 to drain trap frame 4, port side (Pre-Mod. 4039), $\frac{5}{8}$ " o/d. x 22 SWG				1	L.56	LM		
	E.A9.80.10923	PIPE	static	from tee piece frame 2 to drain trap frame 4, port side (Mod. 4039), $\frac{5}{8}$ " o/d. x 22 SWG				1	L.54	LM		
	E.C3.80.703	PIPE	static	from drain trap to coupling frame 5, port side (Pre-Mod. 4039), $\frac{5}{8}$ " o/d. x 22 SWG				1	L.56	LM		
	E.A9.80.10927	PIPE	static	from drain trap to coupling frame 5, port side (Mod. 4039), $\frac{5}{8}$ " o/d. x 22 SWG				1	L.54	LM		
	E.A9.80.255	PIPE	static	from coupling at frame 5 to coupling frame 7, port side, $\frac{5}{8}$ " o/d. x 22 SWG				1	L.54	LM		
	E.A9.80.283	PIPE	static	from coupling at frame 7 to pressure bulkhead, port side, $\frac{5}{8}$ " o/d. x 22 SWG				1	L.54	LM		

FUSELAGE  
NOSE PORTION

Ref. No.	Part No.	Description	No. off	Matl. Spec.	Cl. of Equip.		Plate No.
					M.R.	L.M.	
		1 2 3 4 5 6					
	E.A9.80.547	PIPE, static, from pressure bulkhead to transport coupling, port side, 1/8" o/d. x 22 SWG	1	L.54	LM		
	E.C3.80.699	PIPE, static, from rubber hose to tee piece behind pilot's panel, 1/8" o/d. x 22 SWG	1	L.56	LM		
	E.A9.80.10757	PIPE, static, from tee piece altimeter to rubber hose tee piece behind pilot's panel (Mod. 3897), 1/8" o/d. x 22 SWG	1	L.54	LM		
	E.A9.80.10755	PIPE, static, from tee piece to pilot's A.S.I. (Mod. 3897), 1/8" o/d. x 22 SWG	1	L.54	LM		
	E.A9.80.1323	PIPE, static, from pilot's A.S.I. to rate of climb (Mod. 3489), 1/8" o/d. x 22 SWG	1	L.56	LM		
	E.A9.80.275	PIPE, static, between tee piece and pressure bulkhead, port side, 1/8" o/d. x 22 SWG	1	L.54	LM		
3402	E.A3.80.1965	PIPE, assembly, static vent, from coupling tee to master control valve connection at pressure bulkhead	1	DTD.323	C		
	E.A9.80.1159	PIPE, assembly, static, from drain trap to control valve pressure bulkhead	1	DTD.323	LM		
2086	E.A1.80.713	RING, sealing, pipe union at pressure bulkhead ...	4	Neo-K-Tex	C		
	AGS.838/8	RING, rubber ... ..	96	—	—		
4415	E.A3.80.2379	SLEEVE, rubber seal for pitot pressure head mounting through perspex nose	1	Shore 70	C		
28F/5105	AGS.838/2	TEE, union, low pressure ... ..	24	—	C		
28F/11696	AGS.838/6	TRAP, drain (Mod. 3877) ... ..	2	—	C		
28F/5104	AGS.838/1	UNION, straight, low pressure ... ..	7	—	C		
2087	E.A1.80.711	UNION, special, pressure bulkhead pipe ... ..	4	DTD.683	C		
28F/3604	AGS.838/9	WASHER, rubber (Mod. 3877) ... ..	2	—	C		
28F/11492	AGS.1115/3	WASHER, plate ... ..	4	—	C		
32371	E.A9.80.1461	WASHER, special, cover pad (Mod. 2384) ... ..	1	L.72	C		
4416	E.A3.80.2381	WASHER, special, pitot pressure head inner seal retaining	2	L.72	C		
4417	E.A3.80.2383	WASHER, special, inner sealing at pressure head mounting	1	Shore 70	C		
4418	E.A3.80.2391	WASHER, special, outer sealing at pressure head mounting	1	L.72	C		
13141	EEAS.21/2DO	WASHER, special ... ..	1	L.59	C		
22371	EEAS.21/9ERH	WASHER, special ... ..	4	L.72	C		
	E.A9.80.7	PRESSURE CABIN EQUIPMENT (See page 611) ...	—	—	—		
	E.A9.45.249	UNDERCARRIAGE AND BOMB DOOR EMERGENCY RELEASE, ASSEMBLY	—	—	—		
	E.A9.45.233	BOMB DOOR EMERGENCY RELEASE BRACKETS AND LEVER ON FRAME 8, ASSEMBLY	—	—	—		
	E.A9.45.235	LEVER, operating ... ..	1	—	—		
17510	EEAS.15/75/150ER	PLATE, link, 18-SWG <i>holding straps</i> ... ..	2	L.72	C/MR		
28R/13491	AS.107	PULLEY, shrouded ... ..	2	—	B		
12188	E.A9.45.277	CABLE, undercarriage and bomb door emergency release through pressure bulkhead	1	—	B		

**FUSELAGE  
NOSE PORTION**


Ref. No.	Part No.	Description						No. off	Matl. Spec.	Cl. of Equip. M.R. L.M.	Plate No.
		1	2	3	4	5	6				
	E.A9.45.253							—	—	—	
		<b>UNDERCARRIAGE EMERGENCY RELEASE PULLEYS AND HANDLE AT FRAME 6, ASSEMBLY</b>									
		Spares for:—									
	E.A9.45.255							1	—	—	
28R/13491	AS.107							3	—	B	
	E.A9.45.263							1	—	—	
	E.A9.75.5							—	—	—	
		<b>WINDSCREEN DE-ICING, ASSEMBLY (See page 1695)</b>									

Restricted

Ref. No.	Part No.	1	2	3	4	5	6	Description	No. off	Matl. Spec.	Cl. of Equip.	Plate No.
											M.R.	

737 to 740

Pages ~~731~~ to 740 not issued



**FUSELAGE  
NOSE PORTION**

Ref. No.	Part No.	Description	No. off	Matl. Spec.	Cl. of Equip.		Plate No.	
					M.R.	L.M.		
		1 2 3 4 5 6						
		<b>SUMMARY OF STOCK ITEMS USED ON NOSE FUSELAGE</b>						
28D/1010658	A25/1B	Bolt, 4 BA, hex. head, "5 long ...	...				C	
28D/1008149	A25/2B	Bolt, 4 BA, hex. head, "6 long ...	...				C	
28D/9419452	A25/3B	Bolt, 4 BA, hex. head, "7 long ...	...				C	
28D/9140639	A25/11B	Bolt, 4 BA, hex. head, 1"5 long ...	...				C	
28M/10286	AGS.2001/A/1	Nut, stiff, 6 BA ...	...				C	
28M/10288	AGS.2001/C/1	Nut, stiff, 2 BA ...	...				C	
28M/10327	AGS.2002/B/1	Nut, stiff, 4 BA ...	...				C	
28S/9995325	A33/B8	Screw, 4 BA, c'sk. head, 1/4" long ...	...				C	
28S/9473782	A36/B8	Screw, 4 BA, round head, 1/4" long ...	...				C	
28S/1213916	A38/A6	Screw, 6 BA, raised c'sk. head, 3/16" long ...	...				C	
28F/11492	AGS.1115/3	Washer, plate ...	...				C	
28W/9419465	SP.13/B	Washer, 4 BA, plain ...	...				C	
28W/9419474	SP.15/B	Washer, 4 BA, plain ...	...				C	
28W/9419475	SP.15/C	Washer, 2 BA, plain ...	...				C	

Ref. No.	Part No.	1	2	3	4	5	6	Description	No. off	Matl. Spec.	Cl. of Equip.	Plate No.
											M.R.	

**FUSELAGE  
REAR PORTION**

Ref. No.	Part No.	Description	No. off	Matl. Spec.	Cl. of Equip.	Plate No.
					M.R. L.M.	
	E.A9.12.1	FUSELAGE, REAR, ASSEMBLY ... ..	—	—	—	
	E.A9.12.15	Spares for:— BUMPER, TAIL, GROUP ... ..	1	—	—	
12850	E.A9.12.17	Spares for:— PAD, bumper, rubber ... ..	1	—	C	
21435	E.A1.12.367	FAIRING, tailplane sealing, port ... ..	1	—	C/MR	
21436	E.A1.12.368	FAIRING, tailplane sealing, starboard ... ..	1	—	C/MR	
13250	E.A3.12.45	FIN, dorsal ... ..	1	—	B/MR	
	E.A1.12.257	FIN, STUB, COMPLETE, ASSEMBLY ... ..	1	—	MR	
	21442	Spares for:— COVER, starboard only ... ..	1	DTD.546	C/MR	
	23009	LUG, FIN, ATTACHMENT, PORT, GROUP ... ..	1	—	C/MR	
	323	Spares for:— <i>SPARE EA3-03-403</i> BUSH ... ..	1	S.11	C	
	21342	LUG, FIN, ATTACHMENT, STARBOARD, GROUP ... ..	1	—	C/MR	
	324	Spares for:— <i>SPARE EA3-03-405</i> BUSH ... ..	1	S.11	C	
	E.B6.12.9	STRUCTURE, FUSELAGE, REAR, C/W SKIN, AS- ASSEMBLY	—	—	—	
	3079	Spares for:— DOOR, ACCESS, REAR FUSELAGE EQUIPMENT, GROUP	1	—	A	
	5875	Spares for:— FASTENER ... ..	12	—	C	
	E.A1.12.361	FASTENER (Make from Fairey FS.400, Ref. 7137)	5	—	LM	
	4663	PANEL, detachable ... ..	1	L.72	C	
	4662	PANEL, detachable, circular ... ..	1	L.72	C	
	E.A3.90.73	INSTALLATION OF A.R.I. 5610 ... ..	—	—	—	
	3221	Spares for:— SCREW, grub ... ..	1	—	C	
	4536	TUBE, probe, assembly ... ..	1	—	C	
	1466	NUT, special, lifting gear attachment ... ..	1	DTD.683	C	
	1467	PACKING, lifting gear, special nut ... ..	1	DTD.213	C	
28FP/9482442	AVDEL A.419	PIN, "pip", quick release ... ..	1	—	C	
	†	RING, split, 1/2" i/d. ... ..	2	Brass	—	
	17756	STRAP, retaining ... ..	1	—	B	
	E.B6.12.7	STRUCTURE, FUSELAGE (LESS SKIN), ASSEMBLY	—	—	MR	
	4949	Spares for:— FITTING, end longeron, rear transport joint, port	1	DTD.683	C/MR	
	8954	FITTING, end longeron, rear transport joint, starboard	1	DTD.683	C/MR	
	4948	FITTING, end longeron, rear transport joint, port	1	DTD.683	C/MR	
	8955	FITTING, end longeron, rear transport joint, starboard	1	DTD.683	C/MR	
	9817	FRAME, No. 40 ... ..	1	—	B	
	9818	FRAME, No. 41 ... ..	1	—	B	

**FUSELAGE  
REAR PORTION**

Ref. No.	Part No.	Description	No. off	Matl. Spec.	Cl. of Equip.	Plate No.
					M.R. L.M.	
		1 2 3 4 5 6				
	E.A1.12.55	<b>FRAME, NO. 42, TAILPLANE HINGE, GROUP</b>	1	—	—	
		Spares for:—				
4616	E.A3.12.163	<b>BRACKET, HINGE FITTING, TAILPLANE, PORT, GROUP</b>	1	—	B	
		Spares for:—				
3867	E.A3.12.267	<b>BUSH</b> ... ..	1	S.11	C	
38718	E.A3.03.237	<b>BUSH, oversize, special repair</b> ... ..	1	S.92	C	
				or		
				DTD.331		
4617	E.A3.12.164	<b>BRACKET, HINGE FITTING TAILPLANE, STARBOARD, GROUP</b>	1	—	B	
		Spares for:—				
5868	E.A3.12.265	<b>BUSH</b> ... ..	1	S.99	C	
38717	E.A3.03.235	<b>BUSH, oversize, special repair</b> ... ..	1	S.92	C	
				or		
				DTD.331		
	E.A1.12.441	<b>BRACKET, picketing</b> ... ..	1	—	—	
31506	E.A1.12.229	<b>CLEAT, tee, forward frame 42 stringer, attachment</b>	1	DTD.683	C/MR	
33068	E.A1.12.231	<b>CLEAT, tee, aft, rear longeron attachment, port</b>	1	DTD.683	C/MR	
33069	E.A1.12.232	<b>CLEAT, tee, aft rear longeron attachment, starboard</b>	1	DTD.683	C/MR	
43165	E.A1.12.121	<b>TEE-MEMBER, frame 42, port</b> ... ..	1	—	C	
42540	E.A1.12.122	<b>TEE-MEMBER, frame 42, starboard</b> ... ..	1	—	C	
9839	E.A1.12.165	<b>MEMBER, ASSEMBLY, STRUT, ATTACHMENT, FRAME 46, ASSEMBLY</b>	1	—	MR	
		Spares for:—				
9840	E.A1.12.123	<b>BUSH, strut, attachment bolt</b> ... ..	1	—	C	
9841	E.A1.12.167	<b>BUSH, tailplane actuator bolt</b> ... ..	1	—	C	
6975	E.A2.12.267	<b>PLUG, c/w attachments, blanking, for picketing point at frame 42</b>	1	—	C	
6254	E.A1.12.391	<b>WASHER, tapered</b> ... ..	8	L.72	C	
7180	E.A3.12.273	<b>STRUT, BRACING TAILPLANE AND STUB, GROUP</b>	1	—	A/MR	
		Spares for:—				
7215	E.A1.12.141	<b>BOLT, special</b> ... ..	2	S.11	C/MR	
	E.A1.12.595	<b>FORK-END, PICK-UP BRACING STAY, GROUP</b>	2	—	—	
		Spares for:—				
9714	E.A1.12.139	<b>BUSH</b> ... ..	4	S.11	C/MR	
1097	EEAS.37/16A	<b>NIPPLE, 2 BA</b> ... ..	8	S.11	C	
1099	EEAS.37/22A	<b>NIPPLE, 2 BA</b> ... ..	8	S.11	C	
	EEAS.38/3A	<b>SPOKE, 2 BA (Make from Ref. 28R/6328)</b> ... ..	8	S.11	LM	
27615	E.A9.12.11	<b>STUB, RUDDER, ASSEMBLY</b> ... ..	1	—	A/MR	
		Spares for:—				
5188	E.A3.12.213	<b>BOLT, special, rudder buffer stop bracket mounting</b>	8	S.96	C	
5189	E.A3.12.215	<b>BOLT, special, rudder buffer stop bracket mounting</b>	2	S.96	C	
5190	E.A3.12.217	<b>BOLT, special, rudder buffer stop bracket mounting</b>	2	S.96	C	
5191	E.A3.12.219	<b>BOLT, special, rudder buffer stop bracket mounting</b>	2	S.96	C	
5175	E.A3.12.227	<b>BRACKET, RUDDER STOP, L.H., GROUP</b> ...	1	—	C	
		Spares for:—				
5187	E.A3.12.225	<b>BUFFER, rubber</b> ... ..	1	Natural Rubber	C	

**FUSELAGE  
REAR PORTION**

Ref. No.	Part No.	Description						No. off	Matl. Spec.	Cl. of Equip.		Plate No.
		1	2	3	4	5	6			M.R.	L.M.	
5176	E.A3.12.228							1	—		C	
5187	E.A3.12.225							1	Natural Rubber		C	
10813	E.A1.12.1427							1	L.72		C	
17761	E.B7.12.21							1	—		C	
9722	E.A1.12.873							2	Rubber		C	
10875	E.A1.12.283							1	—		C	
20832	E.A1.12.207	✓						1	—		C	
5823	E.A1.12.205							1	L.45		C	
21086	E.A1.12.199							1	L.72		C	
33051	E.A9.12.103							1	—		B	
33052	E.A9.12.104							1	—		B	
24729	E.A3.30.193							1	—		C	
24730	E.A3.30.194							1	—		C	
24731	E.A3.30.195							1	—		C	
24732	E.A3.30.196							1	—		C	
24733	E.A3.30.197							1	—		C	
24734	E.A3.30.198							1	—		C	
34401	E.A9.30.37							1	—		C	
34402	E.A9.30.38							1	—		C	
34403	E.A3.30.175							1	—		C	
34404	E.A3.30.176							1	—		C	
24725	E.A3.30.187							1	—		C/LM	
24726	E.A3.30.188							1	—		C	
6254	E.A1.12.391							4	L.72		C	

Restricted

Ref. No.	Part No.							No. off	Matl. Spec.	Cl. of Equip.	Plate No.
		1	2	3	4	5	6			M.R. L.M.	

**Pages 747 to 756 not issued**



**FUSELAGE  
REAR PORTION**

Ref. No.	Part No.	Description						No. off	Matl. Spec.	Cl. of Equip.	Plate No.
		1	2	3	4	5	6			M.R. L.M.	
<b>SUMMARY OF STOCK ITEMS USED ON REAR FUSELAGE, ASSEMBLY</b>											
28D/9436920	A25/1C	Bolt,	2	BA	...	...	...	...		C	
28D/9133011	A25/2C	Bolt,	2	BA	...	...	...	...		C	
28D/1200119	A25/4C	Bolt,	2	BA	...	...	...	...		C	
28D/9133013	A25/5C	Bolt,	2	BA	...	...	...	...		C	
28D/9419397	A25/12C	Bolt,	2	BA	...	...	...	...		C	
28D/1008151	A25/4E	Bolt,	1/4"	BSF	...	...	...	...		C	
28D/1011240	A25/5E	Bolt,	1/4"	BSF	...	...	...	...		C	
28D/1011242	A25/7E	Bolt,	1/4"	BSF	...	...	...	...		C	
28D/1011245	A25/10E	Bolt,	1/4"	BSF	...	...	...	...		C	
28D/1011258	A25/8G	Bolt,	7/16"	BSF	...	...	...	...		C	
28D/1006583	A25/5J	Bolt,	...	BSF	...	...	...	...		C	
28D/1011299	A25/6J	Bolt,	...	BSF	...	...	...	...		C	
28D/1011310	A25/8L	Bolt,	7/16"	BSF	...	...	...	...		C	
28D/1212691	A25/14L	Bolt,	7/16"	BSF	...	...	...	...		C	
28D/1212132	AGS.571/604	Bolt, shear,	...	" BSF	...	...	...	...		C	
28D/1212134	AGS.571/605	Bolt, shear,	...	" BSF	...	...	...	...		C	
28D/1212139	AGS.571/611	Bolt, shear,	...	" BSF	...	...	...	...		C	
28D/1212140	AGS.571/612	Bolt, shear,	...	" BSF	...	...	...	...		C	
28D/1007976	AS.1242/4C	Bolt,	2	BA	...	...	...	...		C	
28D/1212825	AS.1242/4E	Bolt,	1/4"	BSF	...	...	...	...		C	
28M/9403520	A27/CP	Nut,	2	BA	...	...	...	...		C	
28M/1011475	A27/EP	Nut,	1/4"	BSF	...	...	...	...		C	
28M/1007403	A27/ET	Nut,	1/4"	BSF	...	...	...	...		C	
28M/1006939	A27/GP	Nut,	3/8"	BSF	...	...	...	...		C	
28M/1011470	A27/GT	Nut,	3/16"	BSF	...	...	...	...		C	
28M/1011473	A27/JP	Nut,	...	BSF	...	...	...	...		C	
28M/1007404	A27/JT	Nut,	...	BSF	...	...	...	...		C	
28M/13553	A27/LP	Nut,	7/16"	BSF	...	...	...	...		C	
28M/13259	A27/NS	Nut,	1"	BSF	...	...	...	...		C	
28M/7727	AGS.572/E	Nut,	...	BSF	...	...	...	...		C	
28M/10287	AGS.2001/B/1	Nut, stiff,	4	BA	...	...	...	...		C	
28M/10288	AGS.2001/C/1	Nut, stiff,	2	BA	...	...	...	...		C	
28M/10290	AGS.2001/E/1	Nut, stiff,	1"	BSF	...	...	...	...		C	
28M/9434253	AGS.2007/B/1	Nut, stiff,	4	BA	...	...	...	...		C	
28M/12099	AGS.2007/B/3	Nut, stiff,	4	BA	...	...	...	...		C	
28M/11957	AGS.2007/C/1	Nut, stiff,	2	BA	...	...	...	...		C	
28M/12050	AGS.2007/C/3	Nut, stiff,	2	BA	...	...	...	...		C	
28M/9435560	AGS.2007/E/1	Nut, stiff,	1/2"	BSF	...	...	...	...		C	
28P/9527619	SP.90/C7	Pin, split	...	...	...	...	...	...		C	
28P/19234	SP.90/EB	Pin, split	...	...	...	...	...	...		C	
28W/9418921	SP.13/E	Washer	...	...	...	...	...	...		C	
28W/9419475	SP.15/C	Washer	...	...	...	...	...	...		C	
28W/9419405	SP.15/E	Washer	...	...	...	...	...	...		C	
28W/9419476	SP.15/G	Washer	...	...	...	...	...	...		C	
28W/9419477	SP.15/J	Washer	...	...	...	...	...	...		C	
28W/9419478	SP.15/L	Washer	...	...	...	...	...	...		C	
28W/9419479	SP.15/N	Washer	...	...	...	...	...	...		C	
28W/9419404	SP.16/C	Washer	...	...	...	...	...	...		C	
28W/9419488	SP.16/G	Washer	...	...	...	...	...	...		C	
28W/9419489	SP.16/J	Washer	...	...	...	...	...	...		C	
28W/9419490	SP.16/L	Washer	...	...	...	...	...	...		C	

Ref. No.	Part No.	1	2	3	4	5	6	Description	No. off	Matl. Spec.	Cl. of Equip.	Plate No.
											M.R.	

**FUSELAGE**  
**REAR FUSELAGE AND TAIL UNIT**

Ref. No.	Part No.	Description	No. off	Matl. Spec.	Cl. of Equip.		Plate No.
					M.R.	L.M.	
		1 2 3 4 5 6					
	E.A9.00.45	<b>REAR, FUSELAGE AND TAIL UNIT, ASSEMBLY ...</b>	—	—	—		
		Spares for:—					
	E.A1.00.63	<b>CONTROLS TO RUDDER AND ELEVATOR, ATTACHMENT DETAILS (See page 1042)</b>	—	—	—		
	E.A3.45.385	<b>CONTROLS, FLYING IN REAR FUSELAGE (See page 225)</b>	—	—	—		
	E.A9.81.713	<b>ELECTRICAL EQUIPMENT (See page 479) ...</b>	—	—	—		
	E.A9.83.183	<b>EQUIPMENT, REAR FUSELAGE, ASSEMBLY (MOD. 1799)</b>	—	—	—		
		Spares for:—					
	E.B6.80.4417	<b>STOWAGE, PYLON COVER PLATES, INSTALLATION (MOD. 3224)</b>	—	—	—		
		Spares for:—					
33322	E.B6.80.4535	<b>STUD, shoulder, assembly ...</b>	4	—	C		
	E.B6.80.791	<b>STOWAGE, SURVIVAL PACK, BETWEEN FRAMES 31B AND 33, PORT, ASSEMBLY</b>	1	—	—		
		Spares for:—					
	E.B6.80.795	<b>CRATE AND STRAP, ASSEMBLY ...</b>	1	—	—		
		Spares for:—					
	E.B6.80.793	<b>CRATE, ASSEMBLY ...</b>	1	—	—		
		Spares for:—					
31027	E.B8.80.3201	<b>NUT, knurled ...</b>	1	L.64 or L.65	C		
14714	E.B8.80.1787	<b>FRAME, hinged ...</b>	1	—	C		
14710	E.B8.80.7189	<b>STRAP, 1" wide ...</b>	2	Webbing	C		
14711	E.B8.80.1791	<b>STRAP, 1" wide, c/w buckle ...</b>	2	Webbing	C		
14712	E.B8.80.1795	<b>STRAP, 1" wide, c/w buckle ...</b>	1	Webbing	C		
14713	E.B8.80.1797	<b>STRAP, 1" wide, c/w buckle ...</b>	1	Webbing	C		
	E.B6.80.792	<b>STOWAGE, SURVIVAL PACK, BETWEEN FRAMES 31B AND 33, STARBOARD, ASSEMBLY</b>	—	—	—		
		Spares for this assembly are identical with those for Part No. E.B6.80.791:—					
12878	E.A2.12.45	<b>FAIRING, REAR, GROUP ...</b>	1	—	A		
		Spares for:—					
12189	E.A2.12.293	<b>DOOR, ACCESS, FORWARD NAVIGATION LIGHT, GROUP</b>	1	—	C		
		Spares for:—					
12190	E.A2.12.309	<b>PACKING, rubber ...</b>	2	Linatex	C		
	E.A2.12.311	<b>PACKING ...</b>	1	L72	—		
12191	E.A2.12.303	<b>WINDOW, Perspex ...</b>	1	—	C		
11019	E.A1.12.577	<b>PANEL, access, rear, port ...</b>	1	—	C		
11020	E.A1.12.578	<b>PANEL, access, rear, starboard ...</b>	1	—	C		
7209	E.A1.12.967	<b>PANEL, rear access, tailplane controls ...</b>	1	—	B/MR		
2994	E.A1.12.583	<b>RADOME, dummy ...</b>	1	—	B		
34087	E.A9.32.341	<b>FIN, TAIL, GROUP (MOD. 3726 WITH MOD. 4055) (Supplied to Drg. E.A9.00.10021 for spares purposes)</b>	1	—	A		
		Spares for:—					
24144	E.A9.32.61	<b>COLLAR, for rudder lock, external spring ...</b>	2	S.11 or S.95	C/MR		
12192	E.A9.32.53	<b>DOOR, access, rudder actuator and motor ...</b>	1	L72	C		


**FUSELAGE  
REAR FUSELAGE AND TAIL UNIT**

Ref. No.	Part No.	Description	No. off	Matl. Spec.	Cl. of Equip.	Plate No.
					M.R. L.M.	
		1 2 3 4 5 6				
	E.A9.32.327	<b>INSTALLATION OF KEEP-BAR</b> ... ..	—	—	—	
		Spares for:—				
39628	E.A9.32.329	<b>KEEP-BAR</b> ... ..	1	—	C	
3635	E.A1.32.767	<b>PANEL</b> , access, rudder control and lower mass balance weight	1	—	C	
3634	E.A1.32.769	<b>PANEL</b> , access, rudder tab actuator lever and actuator	1	—	C	
12193	E.A9.32.99	<b>PLUNGER, RUDDER CONTROL LOCKING, GROUP</b>	1	—	C	
		Spares for:—				
12194	E.A9.32.105	<b>PIN</b> , special ... ..	1	—	C	
12195	E.A9.32.107	<b>WHEEL</b> , locking, c/w bush ... ..	1	DTD.683	C	
24142	E.A9.32.57	<b>SLIDE</b> , inner, for external spring ... ..	2	DTD.683	C	
24145	E.A9.32.69	<b>SLIDE</b> , outer, for external spring ... ..	2	DTD.683	C	
12198	E.A9.32.63	<b>SPACER</b> , for spring slide ... ..	2	DTD.683	C	
12197	E.A9.32.103	<b>SPACER</b> , for spring slide ... ..	2	DTD.683	C	
12196	E.A9.32.55	<b>SPRING</b> , rudder lock external; compression ...	2	DTD.215	C	
	E.A1.00.55	<b>FIN TO FUSELAGE, ATTACHMENT DETAILS</b> (See page 1041)	—	—	—	
	E.A9.12.1	<b>FUSELAGE, REAR</b> (See page 743) ... ..	—	—	—	
	E.A3.83.143	<b>INSTALLATION OF CARTRIDGE STOWAGE</b> ...	—	—	—	
		Spares for:—				
10950	E.A3.83.161	<b>ENGINE CARTRIDGE MOUNTING, ASSEMBLY</b> ...	1	—	B/MR	
		Spares for:—				
	E.A3.83.163	<b>BRACKET, CARTRIDGE MOUNTING, GROUP</b>	6	—	—	
		Spares for:—				
2462	E.A3.83.55	<b>BOND</b> , wire ... ..	1	—	C	
2461	E.A3.83.53	<b>CLIP</b> , assembly ... ..	1	—	C	
3071	E.A1.12.597	<b>PLATE</b> , sealing, tailplane to fuselage, forward, port	1	—	C/MR	
3072	E.A1.12.598	<b>PLATE</b> , sealing, tailplane to fuselage, forward, starboard	1	—	C/MR	
3073	E.A1.12.599	<b>PLATE</b> , sealing, tailplane to fuselage, aft, port ...	1	—	C/MR	
3074	E.A1.12.600	<b>PLATE</b> , sealing, tailplane to fuselage, aft, starboard	1	—	C/MR	
	E.A1.00.59	<b>REAR FAIRING TO FUSELAGE, ATTACHMENT DETAILS</b> (See page 1041)	—	—	—	
	E.A1.00.57	<b>RUDDER TO FIN AND FUSELAGE, ATTACHMENT DETAILS</b> (See page 1041)	—	—	—	
12139	E.A9.33.1	<b>RUDDER, C/W TAB</b> (See page 1721) ... ..	—	—	A	
	E.A9.00.21	<b>TAILPLANE AND ELEVATORS (MOD. 2182)</b> (See page 1747)	—	—	—	
	E.B6.00.53	<b>TAILPLANE TO REAR FUSELAGE, ATTACHMENT DETAILS</b> (See page 1041)	—	—	—	
	E.B7.57.293	<b>VENTILIG, FUEL, BETWEEN FRAMES 30 AND 40, ASSEMBLY (MOD. 1728)</b>	—	—	—	
		Spares for:—				
25546	E.B7.57.315	<b>BRACKET</b> , for vent pipe ... ..	9	L.59	C/MR	
25547	E.B7.57.317	<b>CLIP</b> , for vent pipe ... ..	9	L.59	C/MR	
	EEAS.164/40/45	<b>HOSE</b> , rubber, 2½" i/d. x 3" o/d. x 4½" long (Make from Ref. 32C/380)	4	DTD.625	LM	
25542	E.B7.57.305	<b>PIPE</b> , vent, between frames 30 and 33, 2½" o/d. x 20 SWG	1	L.56	C	
25543	E.B7.57.307	<b>PIPE</b> , vent, continuation, 2½" o/d. x 20 SWG ...	1	L.56	C	
25544	E.B7.57.309	<b>PIPE</b> , vent, continuation, 2½" o/d. x 20 SWG ...	1	L.54 or L.56	C	
25545	E.B7.57.311	<b>PIPE</b> , vent, continuation, 2½" o/d. x 20 SWG ...	1	L.56	C	

CANBERRA B.(1) MK. 8

FUSELAGE  
REAR FUSELAGE AND TAIL UNIT

Ref. No.	Part No.	Description						No. off	Matl. Spec.	Cl. of Equip. M.R. L.M.	Plate No.
		1	2	3	4	5	6				
	E.G4.57.7	VENT, FUEL OUTLET, INSTALLATION (MOD. 4112)						—	—	—	
		Spares for:—									
34533	E.G4.57.5	MAST, vent, outlet ... ..						1	—	C	
		Attaching parts for E.G4.57.5:—									
25541	E.B7.57.303	Gasket, 1/2" thick ... ..						1	Neo-K-Tex	C	
1468	EEAS.1/2C	Screw ... ..						6	S.96	C	



<sup>3 M. N. 2.</sup>  
Pages 761 to 770 not issued



**FUSELAGE  
REAR FUSELAGE AND TAIL UNIT**

Ref. No.	Part No.	Description						No. off	Matl. Spec.	Cl. of Equip. M.R. L.M.	Plate No.
		1	2	3	4	5	6				
<b>SUMMARY OF STOCK ITEMS USED ON REAR FUSELAGE AND TAIL UNIT, ASSEMBLY</b>											
28D/1010658	A25/1B	Bolt,	4	BA	...	...	...	...		C	
28D/9436920	A25/1C	Bolt,	2	BA	...	...	...	...		C	
28D/9133011	A25/2C	Bolt,	2	BA	...	...	...	...		C	
28D/9133012	A25/3C	Bolt,	2	BA	...	...	...	...		C	
28D/9435710	A25/11C	Bolt,	2	BA	...	...	...	...		C	
28D/1203083	A25/3J	Bolt,	$\frac{3}{8}$ "	BSF	...	...	...	...		C	
28D/1007975	AS.1242/1C	Bolt,	2	BA	...	...	...	...		C	
28D/1214091	AS.1242/2C	Bolt,	2	BA	...	...	...	...		C	
28D/9709461	AS.1242/3C	Bolt,	2	BA	...	...	...	...		C	
28D/1007976	AS.1242/4C	Bolt,	2	BA	...	...	...	...		C	
28D/1013172	AS.1242/5C	Bolt,	2	BA	...	...	...	...		C	
28M/1006473	A27/CT	Nut,	2	BA	...	...	...	...		C	
28M/10287	AGS.2001/B/1	Nut,	stiff,	4	BA	...	...	...		C	
28M/10297	AGS.2001/B/2	Nut,	stiff,	4	BA	...	...	...		C	
28M/10280	AGS.2001/B/3	Nut,	stiff,	4	BA	...	...	...		C	
28M/10288	AGS.2001/C/1	Nut,	stiff,	2	BA	...	...	...		C	
28M/10318	AGS.2002/B/3	Nut,	stiff,	4	BA	...	...	...		C	
28M/10332	AGS.2002/J/1	Nut,	stiff,	$\frac{3}{8}$ "	BSF	...	...	...		C	
28M/12050	AGS.2007/C/3	Nut,	stiff,	2	BA	...	...	...		C	
28M/10213	AGS.2008/E/3	Nut,	stiff,	$\frac{1}{2}$ "	BSF	...	...	...		C	
28S/1200053	A33/C16	Screw,	2	BA	...	...	...	...		C	
28W/9419465	SP.13/B	Washer	...	...	...	...	...	...		C	

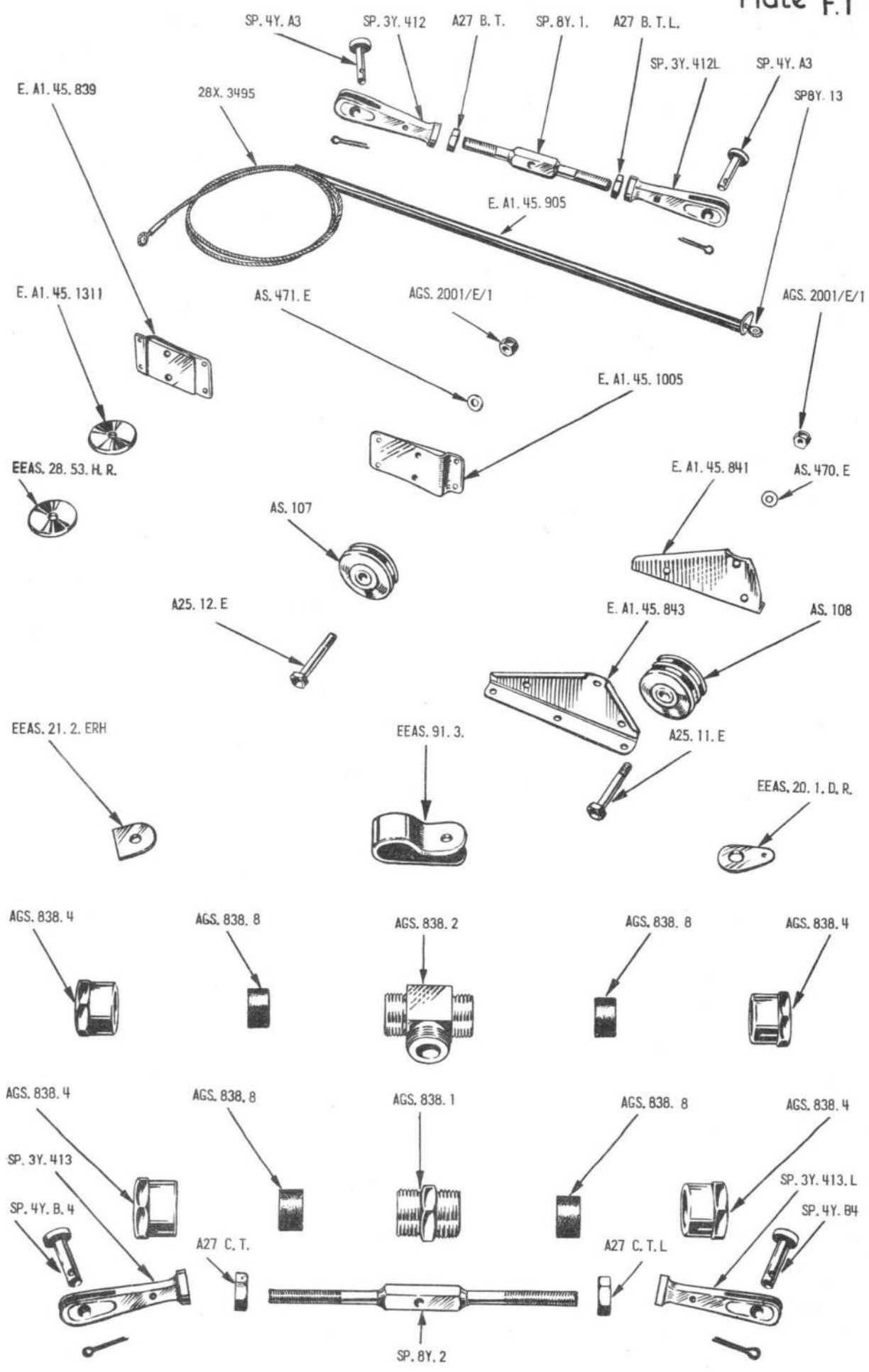


**FUSELAGE  
ASSEMBLY OF CANOPY TO FUSELAGE**

Ref. No.	Part No.	Description	No. off	Matl. Spec.	Cl. of Equip.		Plate No.
					M.R.	L.M.	
	E.A9.00.9	<b>CANOPY TO FUSELAGE, ASSEMBLY ...</b>	—	—	—	—	
		Consisting of:—					
12259	E.A9.10.997	<b>BOLT</b> , explosive (less charge) ...	10	DTD.683		C	
28D/1214091	AS.1242/2C	<b>BOLT</b> , 2 BA, corner piece attaching ...	6	—		C	
28D/9709461	AS.1242/3C	<b>BOLT</b> , 2 BA, corner piece attaching ...	4	—		C	
12793	E.A9.10.4587	<b>BUSH</b> , explosive bolt locating ...	10	S.95		C	
12261	E.A9.10.3889	<b>CORNER-PIECE</b> , rear, seating rail, port ...	1	Glass Cloth		C	
12262	E.A9.10.3890	<b>CORNER-PIECE</b> , rear, seating rail, starboard ...	1	Glass Cloth		C	
34452	E.A9.15.509	<b>HOOD, COMPLETE, ASSEMBLY (MOD. 4021)</b> (Supplied to Drg. No. E.A9.07.205 for spares purposes)	1	—		B	
		Spares for:—					
	E.A9.15.33	<b>BRACKET</b> , hinge, port ...	1	—		—	
	E.A9.15.34	<b>BRACKET</b> , hinge, starboard ...	1	—		—	
28D/1204937	AS.1242/6C	Attaching parts for E.A9.15.33 and E.A9.15.34:—					
	E.A9.15.463	Bolt, 2 BA ...	4	—		C	
		Shim ...	QR	—		—	
	E.A9.15.35	<b>BRACKET</b> , hook ...	2	—		—	
28D/1200119	A25/4C	Attaching parts for E.A9.15.35:—					
28M/1010996	A24/CP	Bolt, 2 BA ...	4	—		C	
	E.A9.15.93	Nut, 2 BA ...	4	—		C	
		Shim ...	QR	—		—	
28W/9419475	SP.15/C	Washer ...	4	—		C	
	E.A9.15.461	<b>BUSH</b> , rubber ...	142	—		—	
	E.A3.15.77	<b>CONNECTOR</b> , perspex hood demisting ...	4	—		—	
	E.A9.15.59	<b>FAIRING</b> , fillet, port (Supplied with trim allowance)	1	—		—	
	E.A9.15.61	<b>FAIRING</b> , fillet, starboard (Supplied with trim allowance)	1	—		—	
	E.A9.15.355	<b>NUT</b> , anchor ...	10	—		—	
	E.A9.15.357	<b>NUT</b> , flanged ...	20	—		—	
	E.A9.15.53	<b>PLATE</b> , cover, front (Supplied with trim allowance)	1	—		—	
	E.A9.15.55	<b>PLATE</b> , cover, port (Supplied with trim allowance)	1	—		—	
	E.A9.15.57	<b>PLATE</b> , cover, starboard (Supplied with trim allowance)	1	—		—	
1438563	E.A9.15.517	<b>YOKE, ASSEMBLY, CANOPY JETTISON ...</b>	1	—		—	
		Spares for:—					
	E.A9.15.483	<b>ANGLE</b> , attachment, forward ...	1	—		—	
	E.A9.15.487	<b>ANGLE</b> , attachment, forward ...	1	—		—	
	E.A9.15.485	<b>ANGLE</b> , attachment, aft ...	1	—		—	
	E.A9.15.489	<b>ANGLE</b> , attachment, aft ...	1	—		—	
	E.A9.15.513	<b>BEAM</b> , yoke ...	1	—		—	
		Attaching parts for E.A9.15.517:—					
28D/9133012	A25/3C	Bolt, 2 BA ...	4	—		C	
28D/9488619	AS.1242/17C	Bolt, 2 BA ...	4	—		C	
28M/1010996	A24/CP	Nut, 2 BA ...	4	—		C	


**FUSELAGE  
ASSEMBLY OF CANOPY TO FUSELAGE**

Ref. No.	Part No.	Description	No. off	Matl. Spec.	Cl. of Equip.		Plate No.
					M.R.	L.M.	
		1 2 3 4 5 6					
28M/10288 12263	AGS.2001/C/1 E.A9.15.97 E.A9.10.4655	<b>NUT</b> , 2 BA, corner piece and blast shield, attachment <b>SEAL</b> , canopy to fuselage, inflatable ... .. <b>SHIELDS, BLAST, ASSEMBLY</b> ... .. Consisting of:—	10 2 1	— — —		C C —	
28D/9436920 28D/9133011	A25/1C A25/2C E.A9.75.803 E.A9.75.827 E.A9.10.4883 E.A9.10.4884 E.A9.10.4887	<b>BOLT</b> , 2 BA, blast shield, attachment ... .. <b>BOLT</b> , 2 BA, sutton harness hook, attachment ... .. <b>BRACKET</b> ... .. <b>BRACKET</b> ... .. <b>GUARD</b> , bracket, detonator leads (Mod. 1967) ... .. <b>GUARD</b> , bracket, detonator leads (Mod. 1967) ... .. <b>GUARD</b> , bracket, detonator leads (Mod. 1967) ... ..	36 2 2 3 1 1 4	— — — — — — —		C C — — — — —	
24835	E.A9.10.4183 E.A9.75.801 E.A9.10.4889	<b>HOOK</b> , assembly, sutton harness ... .. <b>PACKING</b> , bracket ... .. <b>PLATE</b> , packing (Mod. 1967) ... ..	1 3 1	— — —		C/MR — —	
34545 12794 12266 12267	E.A9.10.5179 E.A9.10.4657 E.A9.10.3113 E.A9.10.3115	<b>SHIELD</b> , blast, forward, port (Mod. 4109) ... .. <b>SHIELD</b> , blast, forward, starboard ... .. <b>SHIELD</b> , blast, rear, port ... .. <b>SHIELD</b> , blast, rear, starboard ... ..	1 1 1 1	— — L.72 L.72		C B B B	
28W/9419475 28W/9419475	SP.15/C SP.15/C	<b>WASHER</b> , blast shield, attachment ... .. <b>WASHER</b> , corner piece, attachment ... ..	38 10	— —		C C	




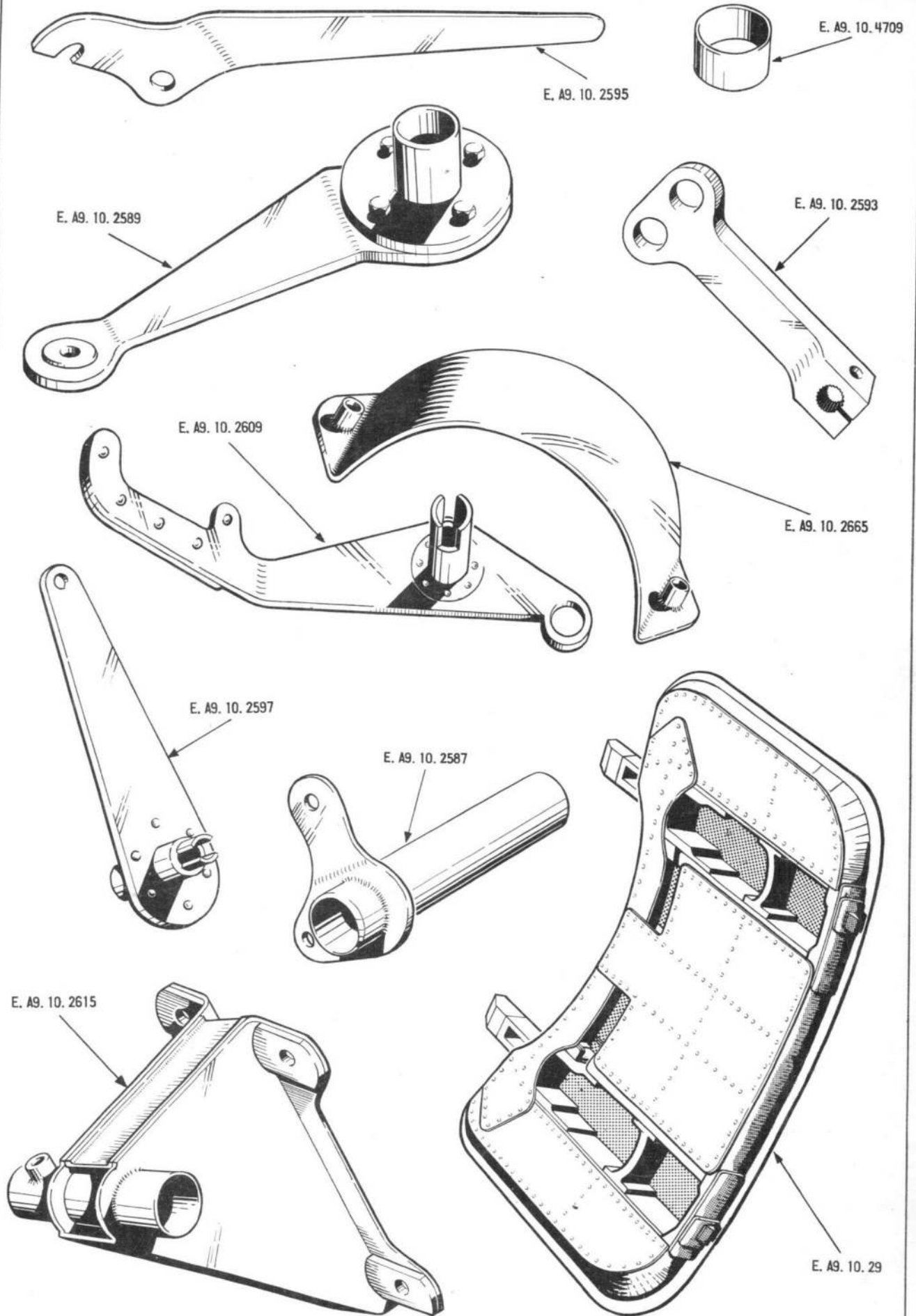
CENTRE FUSELAGE - EMERGENCY RELEASE GEAR


RESTRICTED

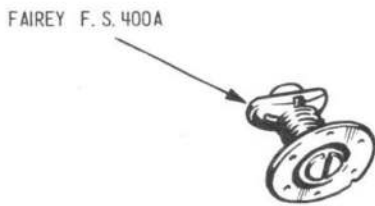
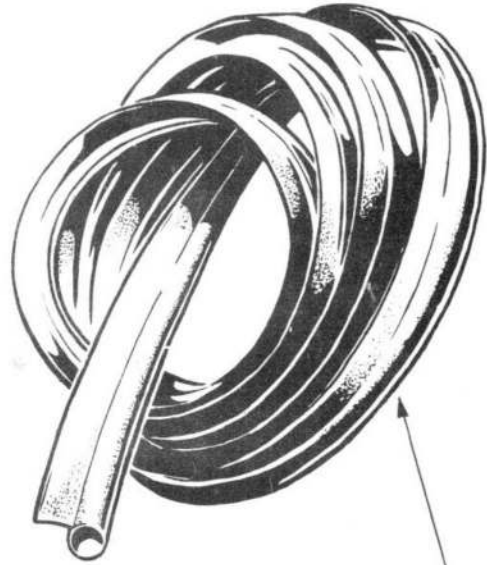
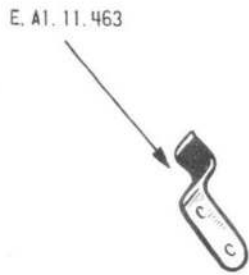




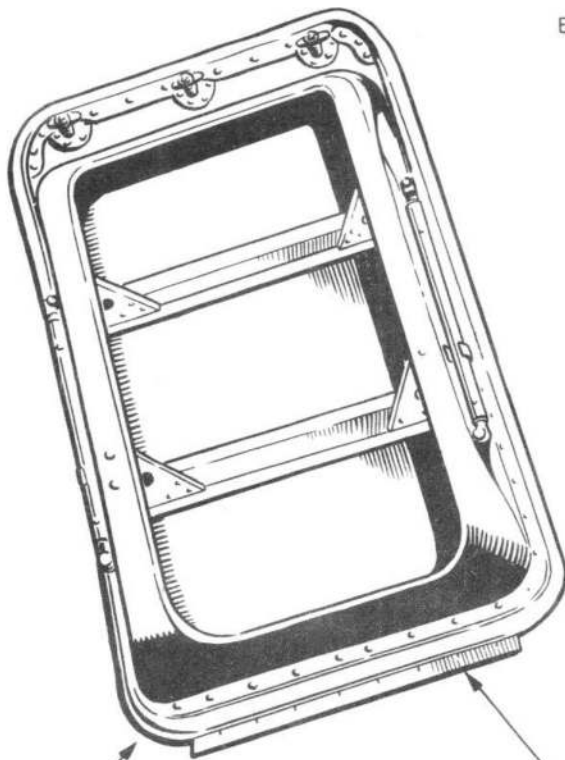








E. A1. 11. 2799



E. A1. 11. 445

E. A1. 11. 441


A16Y/CT

E. A9. 11. 1791

E. A9. 11. 1789

E. A1. 11. 2793

CENTRE FUSELAGE STRUCTURE - ACCUMULATOR DOOR AND FRAME



E. A1. 11. 669

E. A1. 11. 673

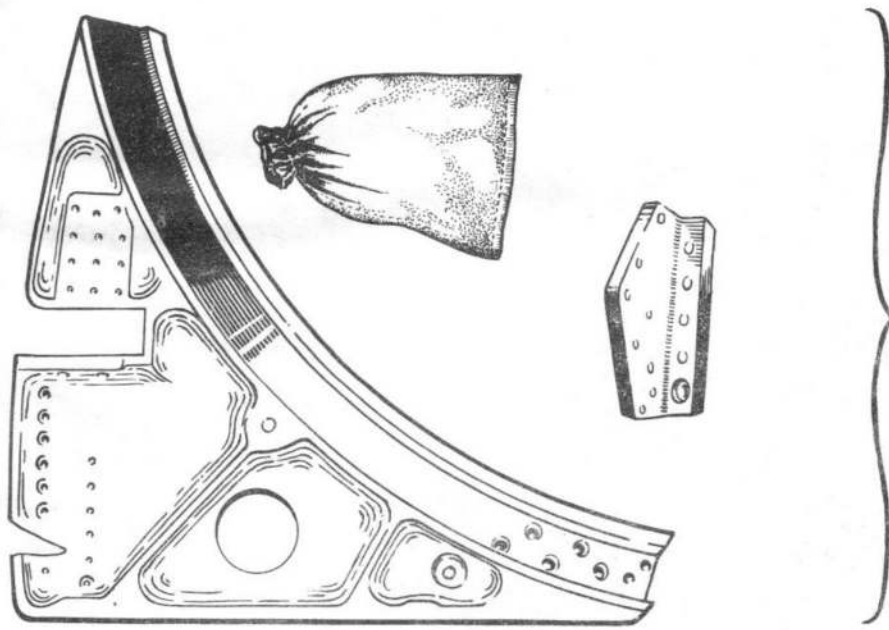
E. A1. 11. 541

E. A1. 11. 547

E. A1. 11. 537

E. A1. 11. 629


E. A1. 11. 801  
E. A1. 11. 802



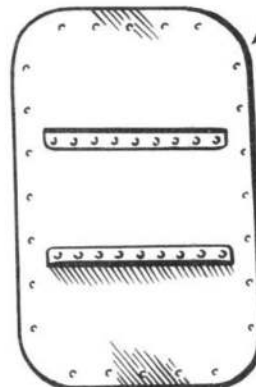
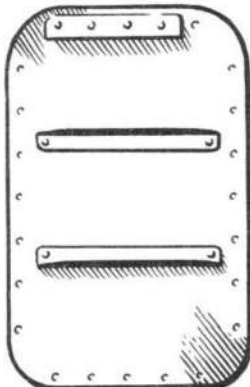
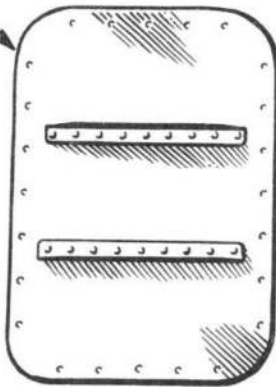
CENTRE FUSELAGE STRUCTURE EQUIPMENT



E. A1. 11. 1651

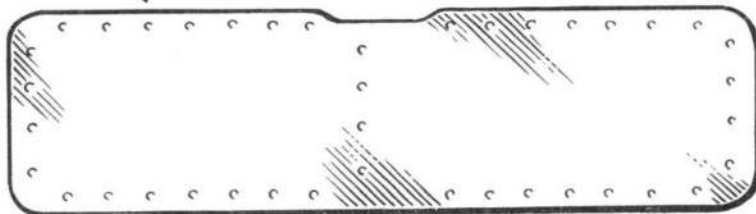


E. A1. 11. 1655



E. A1. 11. 1653

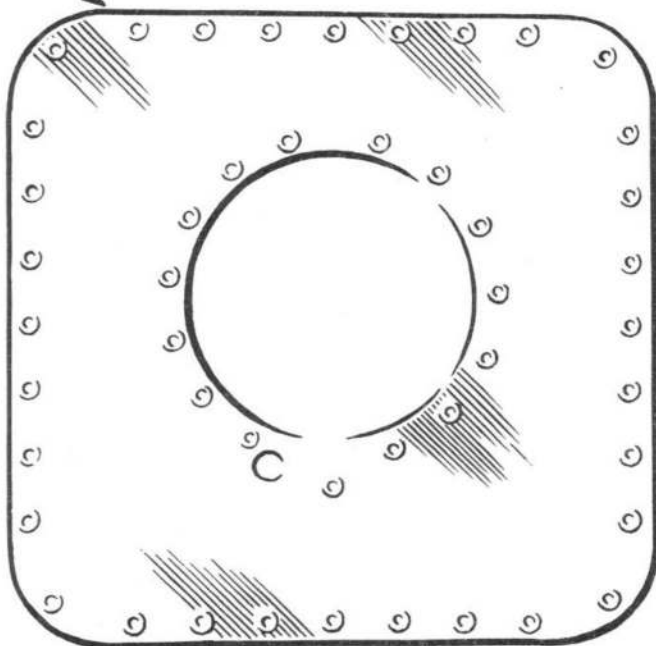
E. A3. 11. 1149



E. A1. 11. 1657



E. A1. 11. 771



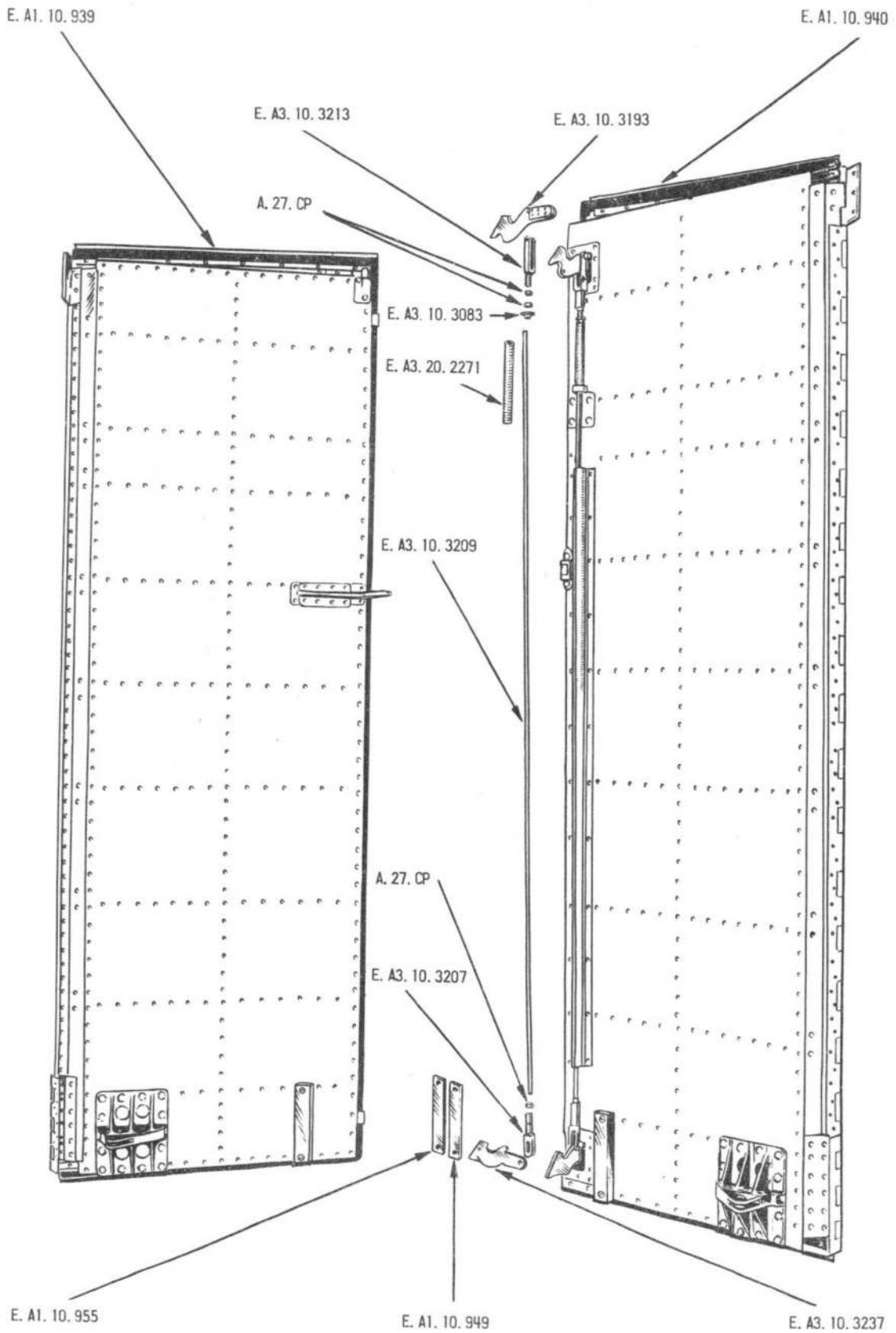
E. A1. 11. 3323

E. A1. 11. 3324




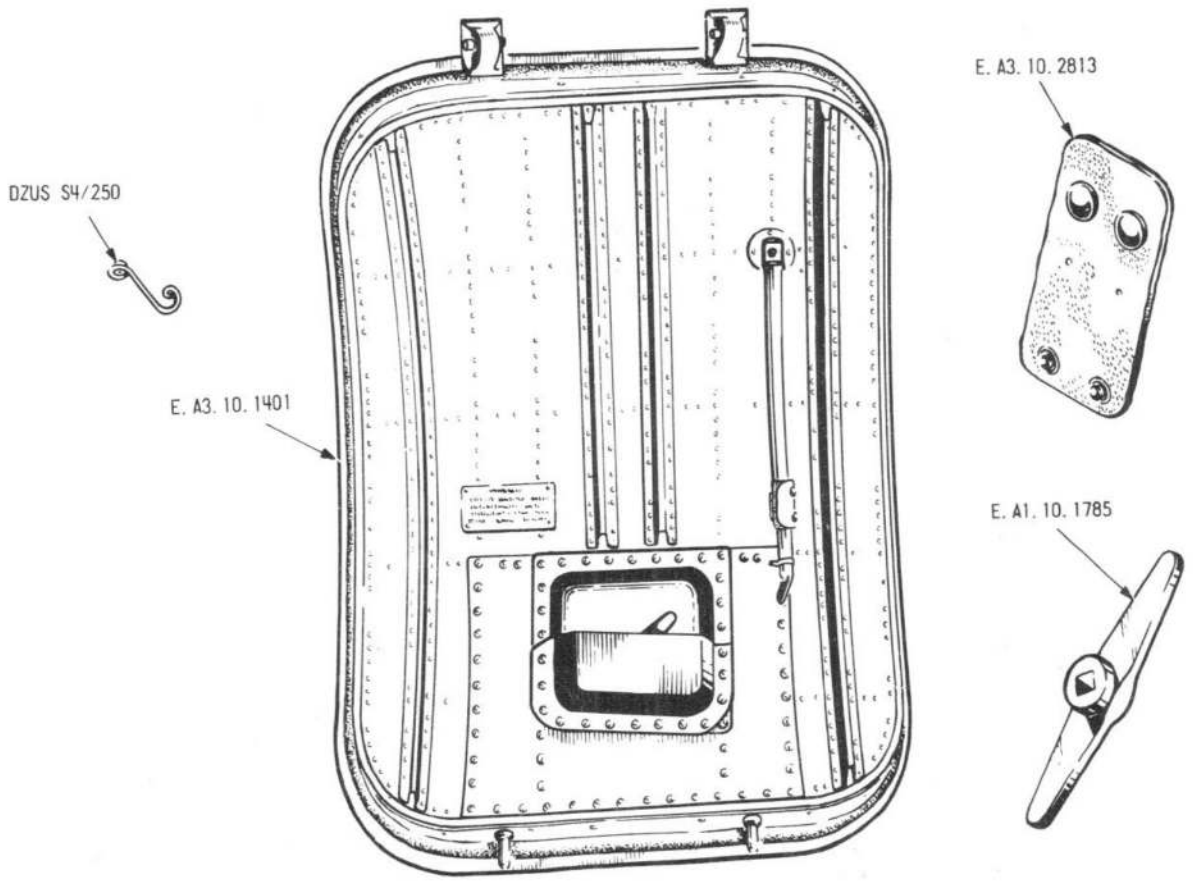
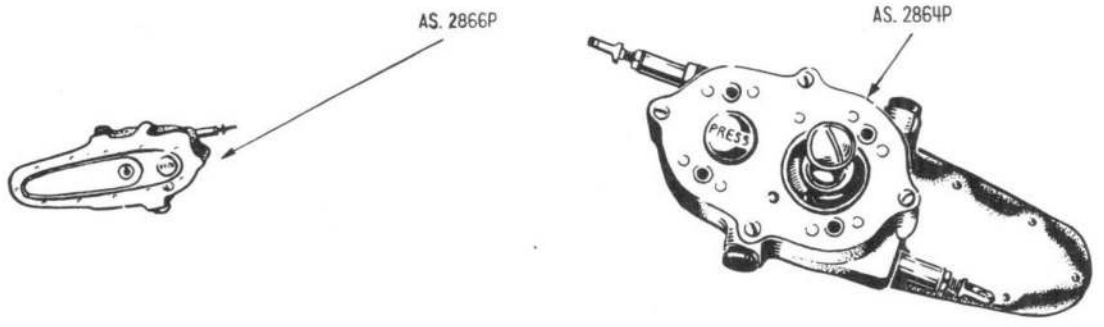
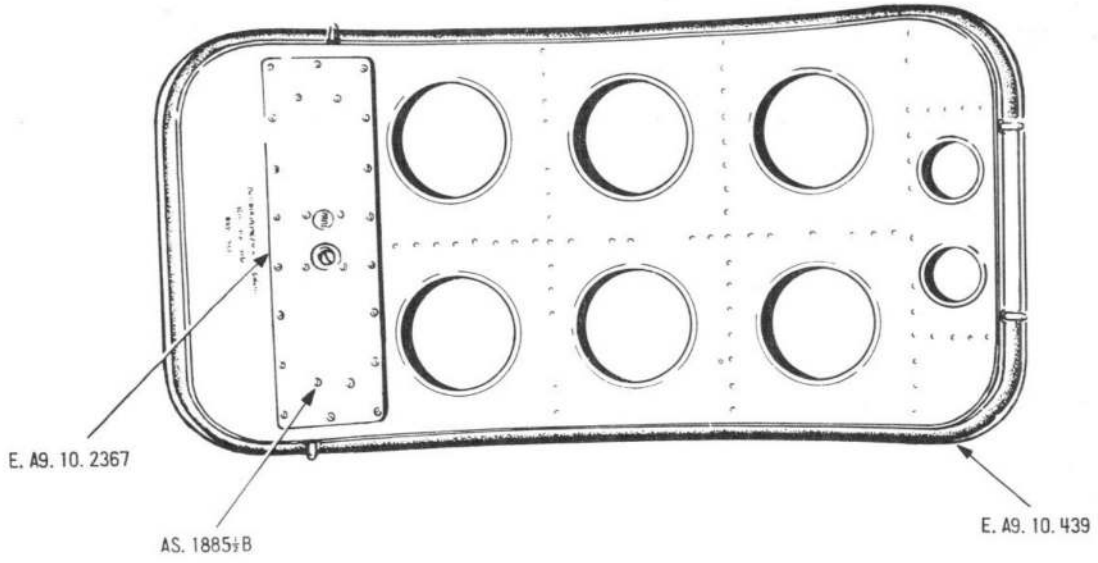
E. B6. 57. 33






FRONT FUSELAGE - NOSE UNDERCARRIAGE DOORS







This file was downloaded  
from the RTFM Library.

Link: [www.scottbouch.com/rtfm](http://www.scottbouch.com/rtfm)

Please see site for usage terms,  
and more aircraft documents.

