

**CONTROLS, FLYING
AILERON CONTROLS IN WING, PORT**

Ref. No.	Part No.	1	2	3	4	5	Description	No. off	Matl. Spec.	Cl. of St.		Plate No.
										M.R.	L.M.	
	E.A1.45.13						CONTROLS, AILERON, IN WING, PORT, ASSEMBLY	—	—	—		
							Consisting of :—					
	67 EEAS.13/1						Bolt , special, control tube connecting ...	9	S11		C	
	68 EEAS.14						Bush , bearing, aileron control tube connections	9	S11		C	
	3572 E.A3.45.397						Control , tube, between fuselage and operating lever at rib 4, centre wing	1	—		B	
	3573 E.A3.45.401						Control , tube, between operating lever on rib 4 and centre lever, centre wing	1	—		B	
	3574 E.A3.45.405						Control , tube, from centre lever to lever between rib 2 and 2B, outer wing	1	—		B	
	3576 E.A3.45.409						Control , tube, from lever between rib 2 and 2B to rib 4, outer wing	1	—		B	
	3571 E.A3.45.321						CONTROL, TUBE, FROM HINGE MOUNTING ON RIB 4 OUTER WING TO AILERON OPERATING LEVER, GROUP	1	—		B	
							Spares for :—					
	494 E.A1.45.201						End , fork	1	—		C	
	28L/13410 A27/6NT						Nut , 1/8" BSF, thin	1	MS		C	
	3569 EEAS.63/E						Nut , special, control tube connecting bolt ...	9	S96		C	
	3570 EEAS.127						Piece , distance, control tube connection ...	9	S96		C	
A/L9	28P/12462 ⁹⁴²⁹⁵²⁸ SP9/C8						Pin , split, 1/8" dia. x 1" long	9	—		C	

**CONTROLS, FLYING
AILERON CONTROLS IN WING, PORT**

Ref. No.	Part No.	1	2	3	4	5	Description	No. off	Matl. Spec.	Cl. of St.	Plate No.
										M.R. L.M.	

**CONTROLS, FLYING
AILERON CONTROLS IN WING, STARBOARD**

Ref. No.	Part No.						Description	No. off	Matl. Spec.	Cl. of St.	Plate No.
		1	2	3	4	5				M.R. L.M.	
	E.A1.45.14						CONTROLS, AILERON, IN WING, STARBOARD, ASSEMBLY	—	—	—	
							Consisting of:—				
	67 EEAS.13/1						Bolt , special, control tube, connecting... ..	9	S11	C	
	68 EEAS.14						Bush , bearing aileron control tube connections	9	S11	C	
	3572 E.A3.45.397						Control , tube, between fuselage and operating lever, at rib 4, centre wing	1	—	B	
	3573 E.A3.45.401						Control , tube, between operating lever on rib 4 and centre lever, centre wing	1	—	B	
	3574 E.A3.45.405						Control , tube, from centre lever to lever between rib 2 and 2B, outer wing	1	—	B	
	3575 E.A3.45.410						Control , tube, from lever between rib 2 and 2B to rib 4, outer wing	1	—	B	
	3571 E.A3.45.321						CONTROL, TUBE, FROM HINGE MOUNTING ON RIB 4 OUTER WING TO AILERON OPERATING LEVER, GROUP	1	—	B	
							Spares for :—				
	494 E.A1.45.201						End , fork	1	—	C	
A49	28A/13410						Nut , $\frac{1}{2}$ " BSF, thin	1	MS	C	
	3569 EEAS.63/E						Nut , special, control tube connecting bolt ...	9	S96	C	
	3570 EEAS.127						Piece , distance, control tube connection ...	9	S96	C	
A49	28P/12462						Pin , split, $\frac{1}{8}$ " dia. x 1" long	9	—	C	

**CONTROLS, FLYING
AILERON CONTROLS IN WING, STARBOARD**

Ref. No.	Part No.	1	2	3	4	5	Description	No. off	Matl. Spec.	Cl. of St.	Plate No.
										M.R. L.M.	

**CONTROLS
ENGINE CONTROLS IN FUSELAGE BETWEEN FRAMES 7 AND 16**

Ref. No.	Part No.	Description					No. off	Matl. Spec.	Cl. of St.	Plate No.
		1	2	3	4	5			M.R. L.M.	
	E.A9.47.1	CONTROLS, ENGINE, BETWEEN FRAMES 7 AND 16, ASSEMBLY					—	—	—	
		Consisting of :—								
220	EEAS.12/1	Bolt , rod end	4	—	C	
28N/5551	AGS.899/4	Collar	4	—	C	
1122	EEAS.63	Nut , slotted	4	—	C	
28P/866	SP4Y/D8	Pin , shackle	4	—	C	
28P/6159	AGS.166/50	Pin , split	8	—	C	
28W/8516	AS.470/C	Washer	8	—	C	


CONTROLS
ENGINE CONTROLS IN NOSE FUSELAGE

Ref. No.	Part No.	Description	No. off	Matl. Spec.	Cl. of Equip.			Plate No.
					M.R.	L.M.		
		1 2 3 4 5 6						
	E.A9.47.5	CONTROLS, ENGINE, IN NOSE FUSELAGE, ASSEMBLY	—	—	—			
	E.A9.47.33	Spares for:— CLAMP , rubber seal retaining, engine control entry to cockpit at pressure bulkhead	4	L.65 or L.40	—			
2142	SIMMONDS CORSEY SP.15/7	CLIP , rigid, engine control	8	—	C			
2143	SIMMONDS CORSEY SP.15/10	CLIP , rigid, engine control	4	—	C			
	E.A9.47.205	CONTROLS, ENGINE, SIMMONDS CORSEY, ASSEMBLY	—	—	—			
		Consisting of:—						
12148	E.A9.47.25	CONTROL, ENGINE, THROTTLE, STARBOARD, CORSEY NO. 7	1	—	B			
12149	E.A9.47.27	CONTROL, ENGINE, THROTTLE, PORT, CORSEY NO. 7	1	—	B			
12150	E.A9.47.29	CONTROL, ENGINE, SHUT-OFF COCK, STARBOARD, CORSEY NO. 7	1	—	B			
12151	E.A9.47.31	CONTROL, ENGINE, SHUT-OFF COCK, PORT, CORSEY NO. 7	1	—	B			
		Spares for:—						
13181	SP.94/7	GLAND , assembly (Alternative to E.A9.47.289)	2	—	C			
34459	E.A9.47.289	GLAND , assembly (Mod. 4137) (Alternative to SP.94/7)	2	—	C			
	E.A3.47.147	ROD , sliding	1	—	—			
5X/2781	Z.11809	GROMMET , engine control sealing at pressure bulkhead	4	—	C			
	E.A9.47.59	MOUNTING, THROTTLE BOX, GROUP	—	—	—			
		Spares for:—						
	E.A9.47.75	BOX, CONTROL, ENGINE THROTTLE, GROUP	1	—	—			
		Spares for:—						
121	E.A1.47.173	BUSH , tapped, shut-off cock lever, locking ...	1	DTD.126A	C		C.1/8	
122	E.A1.47.293	BUSH , tapped, throttle lever, locking	1	DTD.126A	C		C.1/8	
	E.A9.47.167	CASTING , throttle box	1	DTD.289	—		C.1/8	
				or Mag. Alloy				
	E.A9.47.285	KNOB , throttle lever	1	L.64 or L.65	—		C.1/8	
6195	E.A1.47.159	KNOB , shut-off cock lever	1	L.1 or L.40	C		C.1/8	
	E.A9.81.3131	KNOB , shut-off cock, L.H. control lever (grey)	1	DTD.683	—		C.1/8	
	E.A9.81.3132	KNOB , shut-off cock, R.H. control lever (grey)	1	DTD.683	—		C.1/8	
	E.A9.81.2481	KNOB , throttle control lever, inboard	1	DTD.683	—		C.1/8	
	E.A9.81.2483	KNOB , throttle control lever, outboard	1	DTD.683	—		C.1/8	
22740	E.A9.47.43	LEVER , shut-off cock, outboard	1	—	—		C.1/8	
22741	E.A9.47.44	LEVER , shut-off cock, inboard	1	—	—		C.1/8	
22742	E.A9.47.45	LEVER , throttle control, outboard, complete ...	1	—	—		C.1/8	
22743	E.A9.47.47	LEVER , throttle control, inboard	1	—	—		C.1/8	
5618	E.A1.47.295	PIN , special, shut-off cock, control lever clamp	1	L.40	C		C.1/8	
12591	E.A9.47.183	PIN , special, throttle lever clamp	1	L.40	C		C.1/8	
	E.A9.47.189	PLATE , guard, half	1	—	—		—	
	E.A9.47.199	PLATE , guard, half	1	—	—		—	
	E.A9.47.51	PLATE , reaction, throttle	1	DTD.124	—		C.1/8	
	E.A9.47.55	PLATE , reaction, throttle	1	DTD.124	—		C.1/8	
3380	E.A3.47.91	PLATE , reaction, shut-off cock lever, inboard ...	1	DTD.124	C		C.1/8	

**CONTROLS
ENGINE CONTROLS IN NOSE FUSELAGE**

Ref. No.	Part No.	1	2	3	4	5	6	Description	No. off	Matl. Spec.	Cl. of Equip.	Plate No.
											M.R.	
												L.M.
3381	E.A3.47.93							PLATE , reaction, shut-off cock lever, outboard	1	DTD.124	C	C.1/8
3377	E.A3.47.85							SHIM , outboard throttle control reaction ...	QR	Laminated Alum.	C	C.1/8
3378	E.A3.47.103							SHIM , outboard shut-off cock, reaction plate ...	QR	Laminated Alum.	C	C.1/8
5CW/4638	†							SWITCH , micro (Pre-Mod. 4080) ...	1	—	B	
5CW/6575	†							SWITCH , micro (Mod. 4080) ...	1	—	B	
Attaching parts for Ref. 5CW/4638 or 5CW/6575:—												
28D/1011011	A25/8B							Bolt, 4 BA ...	2	—	C	
28M/10287	AGS.2001/B/1							Nut, 4 BA ...	2	—	C	
28W/9419474	SP.15/B							Washer ...	2	—	C	
	E.A9.47.283							SWITCH, RUDDER LOCK, L.H., GROUP	1	—	—	
Spares for:—												
	E.A9.47.187							BRACKET , switch mounting ...	1	—	—	
5CW/5854	NSF.7320/B104							SWITCH , lever type ...	1	—	B	
	E.A9.47.284							SWITCH, RUDDER LOCK, R.H., GROUP	1	—	—	
Spares for:—												
	E.A9.47.187							BRACKET , switch mounting ...	1	—	—	
5CW/5854	NSF.7320/B104							SWITCH , lever type ...	1	—	B	
3376	E.A3.47.81							WASHER , friction, throttle control levers ...	2	Ferodo FF	C	C.1/8
3375	E.A3.47.89							WASHER , friction, shut-off cock levers ...	2	Ferodo FF	C	C.1/8

Pages 107⁵ to 116 not issued



**CONTROLS
ENGINE CONTROLS IN NOSE FUSELAGE**

Ref. No.	Part No.	Description						No. off	Matl. Spec.	Cl. of Equip.	Plate No.
		1	2	3	4	5	6			M.R. L.M.	
SUMMARY OF STOCK ITEMS USED ON ENGINE CONTROLS IN NOSE FUSELAGE, ASSEMBLY											
28D/1010658	A25/1B	Bolt, 4 BA, hex. head, .75" long				C	
28D/1008149	A25/2B	Bolt, 4 BA, hex. head, .75" long				C	
28D/1011011	A25/8B	Bolt, 4 BA, hex. head, 1"2 long				C	
28D/9133011	A25/2C	Bolt, 2 BA, hex. head, .65" long				C	
28D/9133012	A25/3C	Bolt, 2 BA, hex. head, .75" long				C	
28D/1010030	A25/7C	Bolt, 2 BA, hex. head, 1"15 long				C	
28D/9140644	A25/9C	Bolt, 2 BA, hex. head, 1"35 long				C	
28D/1011245	A25/10E	Bolt, 1/2" BSF, hex. head, 1"5 long				C	
28D/1007319	AS.1242/4B	Bolt, 4 BA, c'sk. head, .75" long				C	
28D/9137409	AS.1246/2C	Bolt, 2 BA, round head, .6" long				C	
28D/15383	AS.2922/2 1/2 C	Bolt, 2 BA				C	
28D/15384	AS.2922/3C	Bolt, 2 BA				C	
28N/9153393	AGS.899/4	Collar				C	
28M/1006473	A27/CT	Nut, 2 BA, thin				C	
28M/9403520	A27/CP	Nut, 2 BA, plain				C	
28M/1011477	A27/NP	Nut, 1/2" BSF, plain				C	
28M/10287	AGS.2001/B/1	Nut, stiff, 4 BA				C	
28M/10288	AGS.2001/C/1	Nut, stiff, 2 BA				C	
28M/10290	AGS.2001/E/1	Nut, stiff, 1/2" BSF				C	
28M/10327	AGS.2002/B/1	Nut, stiff, 4 BA				C	
28P/1007741	SP.9/C8	Pin, split, 3/16" dia. x 1" long				C	
28P/1011031	SP.9/C10	Pin, split, 3/16" dia. x 1 1/4" long				C	
28P/9429652	SP.9/E10	Pin, split, 3/32" dia. x 1 1/4" long				C	
28P/867	SP/4Y/D9	Pin, shackle				C	
28S/9419435	A31/B12	Screw, 4 BA, cheese head, 7/16" long				C	
28S/1200080	A32/B8	Screw, 4 BA, round head, 1/4" long				C	
28S/9992522	A32/B16	Screw, 4 BA, round head, 1/2" long				C	
28S/1011489	A32/C28	Screw, 2 BA, round head, 7/8" long				C	
28S/2892	A32/C40	Screw, 2 BA, round head, 1 1/4" long				C	
28S/1200055	A33/A6	Screw, 6 BA, c'sk. head, 3/8" long				C	
28S/9435715	A33/B16	Screw, 4 BA, c'sk. head, 1/2" long				C	
28S/9435717	A33/C20	Screw, 2 BA, c'sk. head, 3/8" long				C	
28S/9135205	A33/C28	Screw, 2 BA, c'sk. head, 7/8" long				C	
28S/14703	A43/Z10	Screw, 8 BA, cheese head, 1 1/8" long				C	
28S/1013103	A44/Z8	Screw, 8 BA, round head, 1 1/4" long				C	
28W/9419465	SP.13/B	Washer, 4 BA, plain				C	
28W/9419474	SP.15/B	Washer, 4 BA, plain				C	
28W/9419479	SP.15/N	Washer, 1/2" BSF, plain				C	
28WV/9416642	SP.47/B	Washer, 4 BA, spring				C	

Restricted

Ref. No.	Part No.	1	2	3	4	5	6	Description	No. off	Matl. Spec.	Cl. of Equip.	Plate No.
											M.R.	

CONTROLS
ENGINE CONTROLS IN WING, PORT

Ref. No.	Part No.	Description	No. off	Matl. Spec.	Cl. of Equip.	Plate No.
					M.R. L.M.	
	E.A9.47.77	CONTROLS, ENGINE IN WING, PORT, ASSEMBLY	—	—	—	
		Spares for:—				
12162	E.A9.47.173	BOLT , special connecting rod, fork-end	4	S.11	C	
		(Made from EEAS.12)				
220	EEAS.12/1	BOLT , special, rod-end	8	—	C	
12163	E.A9.47.85	CONTROL, TUBE, FROM FUSELAGE TO CONTROL LEVER ASSEMBLY AT RIB 2 (PRE-MOD. 2621)	2	—	B	
32389	E.A9.47.207	CONTROL, TUBE, FROM FUSELAGE TO CONTROL LEVER ASSEMBLY AT RIB 2 (MOD. 2621)	2	—	C	
		Spares for:—				
34096	E.A3.47.53	FORK-END , adjustable	1	—	C	
12164	E.A9.47.87	CONTROL, TUBE, FROM CONTROL LEVER ASSEMBLY AT RIB 2 TO INTERMEDIATE CONTROL LEVER	2	—	C	
		Spares for:—				
28N/13510	HOFFMANN CJO	BEARING , spherical	1	—	C	
	E.A9.47.141	FITTING-END , bearing	1	—	—	
	E.A3.47.49	FORK-END , adjustable	1	—	—	
	E.A9.47.181	PLUG-END , fork-end	1	—	—	
12165	E.A9.47.89	CONTROL , tube, throttle intermediate control lever to engine control	1	—	C	
12166	E.A9.47.91	CONTROL , tube shut-off cock intermediate control lever to engine control relay assembly	1	—	C	
22746	E.A9.47.81	LEVERS, CONTROL, IN LEADING EDGE AT RIB 2, GROUP	1	—	A	
		Consisting of:—				
22754	E.A9.47.103	BOLT , control levers pivot	1	DTD.683	C	
22749	E.A9.47.97	BRACKET , mounting	1	DTD.300	C	
22756	E.A9.47.107	BUSH , tapped	1	S.1	C	
22750	E.A9.47.99	LEVER, THROTTLE, ASSEMBLY	1	—	B	
		Spares for:—				
2A/9501178	SKEFKO EE.5 HOFFMANN	BEARING	2	—	C	
28N/13510	C.J.O.	BEARING , spherical	2	—	C	
28N/2001691	AGS.2030/23	CIRCLIP , internal	1	—	C	
	E.A9.47.121	PIECE , distance	1	DTD.683	C	
28N/9156370	SP.21	NIPPLE , lubricating	1	—	C	
28W/14183	AS.1903/E12	WASHER , saddle	1	—	C	
22752	E.A9.47.101	LEVER, SHUT-OFF COCK, ASSEMBLY	1	—	B	
		Spares for this assembly are identical with those for assembly Part No. E.A9.47.99				
28R/16133	AGS.575/A	PIN , locking	1	DTD.683	C	
22755	E.A9.47.105	WASHER , clamping	2	DTD.683	C	
22757	E.A9.47.109	WASHER , distance, between levers	1	DTD.683	C	
30A/	†	WIRE , locking	QR	—	—	
22748	E.A9.47.83	LEVER , control, intermediate	1	—	C	
1122	EEAS.63	NUT , special, 2 BA, thin, slotted	12	S.11	C	
5621	E.A6.47.139	RELAY , engine control assembly	1	—	C	
22765	E.A9.47.169	WASHER , packing, lever mounting at rib 2 ...	4	L.72	C	

Ref. No.	Part No.	1	2	3	4	5	6	Description	No. off	Matl. Spec.	Cl. of Equip. M.R. L.M.	Plate No.

Pages 121 to 130 not issued

1951

CONTROLS
ENGINE CONTROLS IN WING, STARBOARD

Ref. No.	Part No.	Description	No. off	Matl. Spec.	Cl. of Equip.		Plate No.
					M.R.	L.M.	
	E.A9.47.79	CONTROLS, ENGINE, IN WING, STARBOARD, ASSEMBLY	—	—	—		
		Spares for:—					
12162	E.A9.47.173	BOLT , special, connecting rod fork-end	4	S.11		C	
		(Made form EEAS.12)					
220	EEAS.12/1	BOLT , special, rod-end	8	—		C	
12163	E.A9.47.85	CONTROL, TUBE, FROM FUSELAGE TO CONTROL LEVER ASSEMBLY AT RIB 2 (PRE-MOD. 2621)	2	—		B	
32389	E.A9.47.207	CONTROL, TUBE, FROM FUSELAGE TO CONTROL LEVER ASSEMBLY AT RIB 2 (MOD. 2621)	2	—		C	
		Spares for:—					
34096	E.A3.47.53	FORK-END , adjustable	1	—		C	
12164	E.A9.47.87	CONTROL, TUBE, FROM CONTROL LEVER ASSEMBLY AT RIB 2 TO INTERMEDIATE CONTROL LEVER	2	—		C	
		Spares for:—					
28N/13510	HOFFMANN C.J.O.	BEARING , spherical	1	—		C	
	E.A9.47.141	FITTING-END , bearing	1	—		—	
	E.A3.47.49	FORK-END , adjustable	1	—		—	
	E.A9.47.181	PLUG-END , fork-end	1	—		—	
12168	E.A9.47.93	CONTROL , tube, shut-off cock, intermediate control lever to engine control relay assembly	1	—		C	
12169	E.A9.47.95	CONTROL , tube, shut-off cock, intermediate control lever to engine control relay assembly	1	—		C	
22747	E.A9.47.82	LEVER, CONTROL, IN LEADING EDGE AT RIB 2, GROUP	1	—		A	
		Consisting of:—					
22754	E.A9.47.103	BOLT , control lever's pivot	1	DTD.683		C	
38050	E.A9.47.98	BRACKET , mounting	1	DTD.300		C	
22756	E.A9.47.107	BUSH , tapped	1	S.1		C	
22751	E.A9.47.100	LEVER, THROTTLE, ASSEMBLY	1	—		B	
		Spares for this assembly are identical with those for assembly Part No. E.A9.47.99 on page 119					
22753	E.A9.47.102	LEVER, SHUT-OFF COCK, ASSEMBLY	1	—		B	
		Spares for this assembly are identical with those for assembly Part No. E.A9.47.99 on page 119					
28R/16133	AGS.575/A	PIN , locking	1	—		C	
22755	E.A9.47.105	WASHER , clamping	2	DTD.683		C	
22757	E.A9.47.109	WASHER , distance, between levers	1	DTD.683		C	
30A/	†	WIRE , locking	QR	—		—	
22748	E.A9.47.83	LEVER , control, intermediate	1	—		C	
1122	EEAS.63	NUT , special, 2 BA, thin, slotted	12	S.11		C	
659	E.A1.47.18	RELAY , engine control assembly	1	—		C	
22765	E.A9.47.169	WASHER , packing, lever mounting at rib 2 ...	4	L.72		C	

Restricted

Ref. No.	Part No.							No. off	Matl. Spec.	Cl. of Equip.	Plate No.
		1	2	3	4	5	6			M.R. L.M.	

Pages 133 to 142 not issued

CONTROLS
ENGINE CONTROLS IN WING, PORT AND STARBOARD

Ref. No.	Part No.	Description						No. off	Matl. Spec.	Cl. of Equip. M.R. L.M.	Plate No.
		1	2	3	4	5	6				
SUMMARY OF STOCK ITEMS USED ON ENGINE CONTROLS IN WING, PORT AND STARBOARD, ASSEMBLY											
28D/1008149	A25/2B	Bolt,	4	BA	C	
28D/7002428	A25/6C	Bolt,	2	BA	C	
28D/1011238	A25/3E	Bolt,	1/4"	BSF	C	
28D/1008151	A25/4E	Bolt,	1/4"	BSF	C	
28M/9403520	A27/CP	Nut,	2	BA	C	
28M/1011467	A27/ES	Nut,	1/4"	BSF	C	
28M/10280	AGS.2001/B/3	Nut,	stiff,	4	BA	C	
28P/9527619	SP.90/C7	Pin,	split	C	
28P/19196	SP.90/G14	Pin,	split	C	
28W/9419474	SP.15/B	Washer	C	
28W/9419475	SP.15/C	Washer	C	
28W/9419405	SP.15/E	Washer	C	

Ref. No.	Part No.							No. off	Matl. Spec.	Cl. of Equip.	Plate No.
		1	2	3	4	5	6			M.R. L.M.	

CONTROLS
ENGINE CONTROLS IN CENTRE FUSELAGE

Ref. No.	Part No.	Description	No. off	Matl. Spec.	Cl. of Equip.	Plate No.
					M.R. L.M.	
		1 2 3 4 5 6				
	E.A9.47.127	CONTROLS, ENGINE, IN CENTRE FUSELAGE, ASSEMBLY	—	—	—	
		Spares for:—				
220	EEAS.12/1	Bolt , special, connecting control tube and lever ...	24	S.11	C	
	E.A1.47.203	CONTROLS, ENGINE, AT FRAME 13, GROUP ...	—	—	—	
		Spares for:—				
3088	EEAS.13/5	Bolt , special, pivot for throttle and cut-out valve control operating lever	1	S.96	C	
2042	E.A3.47.73	Bolt , special, pivot for throttle and cut-out valve control operating lever	1	S.11	C	
7748	E.A1.47.177	Bracket , fairlead attachment, L.H.	1	—	C	
7749	E.A1.47.179	Bracket , fairlead attachment, R.H.	1	—	C	
7755	E.A3.47.61	Bracket , lever attachment, L.H.	1	—	C	
7754	E.A3.47.63	Bracket , lever attachment, L.H.	1	—	C	
7756	E.A3.47.57	Bracket , lever attachment, R.H.	1	—	C	
7757	E.A3.47.59	Bracket , lever attachment, R.H.	1	—	C	
3208	E.A1.47.307	Fairlead , half, engine throttle and cut-out valve transverse control tubes	2	LFS.21	C	
3209	E.A1.47.309	Fairlead , half, engine throttle and cut-out valve transverse control tubes	4	LFS.21	C	
2040	E.A3.47.65	Lever , throttle control, L.H.	1	—	B	
2041	E.A3.47.66	Lever , throttle control, R.H.	1	—	B	
2038	E.A3.47.67	Lever , cut-out valve control, L.H.	1	—	B	
2039	E.A3.47.68	Lever , cut-out valve control, R.H.	1	—	B	
	E.A9.47.129	CONTROLS, ENGINE, AT FRAME 16, L.H. GROUP	1	—	—	
		Spares for:—				
	HOFFMANN					
2A/9500412	CS.3	Bearing , ball-race	2	—	B	
7743	E.A1.47.105	Bracket , top	1	L.72	C	
7745	E.A1.47.107	Bracket , bottom	1	—	C	
7747	E.A1.47.123	Housing , ball-race	2	—	C	
22760	E.A9.47.131	LEVER, SUB-ASSEMBLY	1	—	B	
		Spares for:—				
	HOFFMANN					
28N/13510	C.J.O.	Bearing , spherical	2	—	C	
25772	E.A3.47.151	Eye-end , assembly	2	—	C	
28M/1007404	A27/JT	Nut , 3/8" BSF	2	—	C	
	E.A9.47.130	CONTROLS, ENGINE, AT FRAME 16, R.H. GROUP	—	—	—	
		Spares for:—				
	HOFFMANN					
2A/9500412	CS.3	Bearing , ball-race	2	—	B	
7744	E.A1.47.106	Bracket , top	1	L.72	C	
7746	E.A1.47.108	Bracket , bottom	1	—	C	
7747	E.A1.47.123	Housing , ball-race	2	—	C	
22761	E.A9.47.132	LEVER, SUB-ASSEMBLY	1	—	B	
		Spares for:—				
	HOFFMANN					
28N/13510	C.J.O.	Bearing , spherical	2	—	C	
25772	E.A3.47.151	Eye-End , assembly	2	—	C	
28M/1007404	A27/JT	Nut , 3/8" BSF	2	—	C	
3210	E.A1.47.305	Fairlead , half, engine throttle and cut-out valve control tubes	16	LFS.21	C	
1122	EEAS.63	Nut , special, for control tube and lever connecting bolt	24	S.11	C	
7738	E.A1.47.535	Packing , fairlead	4	—	C	
7739	E.A1.47.537	Packing , fairlead	2	—	C	
7740	E.A1.47.539	Packing , fairlead	2	—	C	
226	E.A1.47.223	TUBE, CONTROL, SHUT-OFF COCK AND THROTTLE (PRE-MOD. 2621)	2	—	C	

CONTROLS
ENGINE CONTROLS IN CENTRE FUSELAGE

Ref. No.	Part No.	Description	No. off	Matl. Spec.	Cl. of Equip.		Plate No.
					M.R.	L.M.	
		1 2 3 4 5 6					
32390	E.A9.47.209	TUBE, CONTROL, SHUT-OFF COCK AND THROTTLE (MOD. 2621)	2	—		C	
		Spares for:—					
32079	EEAS.234	End, plug	1	—		C	
	E.A1.47.219	Eye-End	1	—		—	
34096	E.A3.47.53	Fork-End	1	—		C	
227	E.A1.47.225	TUBE, CONTROL, INTERMEDIATE, AFT OF FRAME 13	2	—		C	
		Spares for:—					
	E.A1.47.219	Eye-End	1	—		—	
1118	EEAS.53	Eye-End, assembly	1	—		C	
228	E.A1.47.227	TUBE, CONTROL, THROTTLE AND SHUT-OFF COCK	4	—		C	
		Spares for:—					
1118	EEAS.53	Eye-End, assembly	1	—		C	
1116	EEAS.51	Fork-End	1	—		C	
229	E.A1.47.229	TUBE, CONTROL, CONNECTION TO OPERATING LEVER AT FRAME 16 (PRE-MOD. 2621)	4	—		C	
32391	E.A4.47.535	TUBE, CONTROL, CONNECTION TO OPERATING LEVER AT FRAME 16 (MOD. 2621)	4	—		C	
		Spares for:—					
32079	EEAS.234	End, plug	1	—		C	
1115	EEAS.50	Fork-End, adjustable	1	—		C	
1116	EEAS.51	Fork-End, fixed	1	—		C	
230	E.A1.47.231	TUBE, CONTROL, TRANSVERSE LEVER CONNECTING (PRE-MOD. 2621)	4	—		C	
32392	E.A4.47.529	TUBE, CONTROL, TRANSVERSE LEVER CONNECTING (MOD. 2621)	4	—		C	
		Spares for:—					
32079	EEAS.234	End, plug	1	—		C	
1118	EEAS.53	Eye-End	1	—		C	
1115	EEAS.50	Fork-End	1	—		C	
231	E.A1.47.233	TUBE, CONTROL, TRANSVERSE CENTRE AT FRAME 16	2	—		C	
		Spares for:—					
1116	EEAS.51	Fork-End	2	—		C	
232	E.A1.47.249	TUBE, CONTROL, BETWEEN OPERATING LEVER AND INTERMEDIATE CONTROL TUBE (PRE-MOD. 2621)	2	—		C	
32393	E.A4.47.531	TUBE, CONTROL, BETWEEN OPERATING LEVER AND INTERMEDIATE CONTROL TUBE (MOD. 2621)	2	—		C	
		Spares for:—					
32079	EEAS.234	End, plug	1	—		C	
1118	EEAS.53	Eye-End	1	—		C	
34096	E.A3.47.53	Fork-End	1	—		C	

Pages 147 to 156 not issued

**CONTROLS
ENGINE CONTROLS IN CENTRE FUSELAGE**

Ref. No.	Part No.	Description					No. off	Matl. Spec.	Cl. of St.	Plate No.
		1	2	3	4	5			M.R. L.M.	
SUMMARY OF STOCK ITEMS USED ON ENGINE CONTROLS IN CENTRE FUSELAGE, ASSEMBLY										
28D/12512	A25/1C	Bolt,	2	BA,	hex. head,	.55 long		C
28D/12515	A25/10C	Bolt,	2	BA,	hex. head,	1.45 long		C
28D/12535	A25/12C	Bolt,	2	BA,	hex. head,	1.65 long		C
28D/8317	AS.1242/15C	Bolt,	2	BA,	hex. head,	1.9 long		C
28M/12929	A27/CP	Nut,	2	BA,	plain			C
28M/12930	A27/ES	Nut,	2	BA,	slotted			C
28M/10288	AGS.2001/C/1	Nut,	stiff,	2	BA			C
28P/12431	SP9/C6	Pin,	split,	$\frac{1}{16}$ "	dia. x $\frac{3}{4}$ "	long		C
28P/12462	SP9/C8	Pin,	split,	$\frac{1}{16}$ "	dia. x 1"	long		C
28P/1283	AGS.167/12	Pin,	taper					C
28W/12296	SP15/C	Washer,	2	BA,	plain			C
28W/12297	SP16/E	Washer,	$\frac{1}{2}$ "	BSF,	plain			C

**CONTROLS
ENGINE CONTROLS IN CENTRE FUSELAGE**

Ref. No.	Part No.	1	2	3	4	5	Description	No. off	Matl. Spec.	Cl. of St.	Plate No.
										M.R. L.M.	

CANBERRA B.(I) MK.8


**CONTROLS, FLYING
FLAP OPERATING MECHANISM, PORT**

Ref. No.	Part No.	Description					No. off	Matl. Spec.	Cl. of St.	Plate No.
		1	2	3	4	5			M.R. L.M.	
	E.A9.20.1187	FLAP OPERATING MECHANISM, PORT, ASSEMBLY Spares for:—					—	—	—	
495	E.A1.20.711	Bracket, flap operating jack unit support ...					2	L40	C	
496	E.A1.20.885	Bracket, mounting, flap operating jack unit support					4	DTD.683	C	
6490	E.A1.20.3129	Bracket, Desynn transmitter flap indicator mounting, 20 SWG					1	DTD.610	C	
2036	E.A3.20.1011	LINK, CONNECTING, FLAP TO OPERATING MECHANISM, GROUP Spares for:—					4	—	B	
500	E.A1.20.797	Plate, locking, 20 SWG					1	DTD.610	C	
501	E.A1.20.795	Screw, adjusting					1	S11	C	
502	E.A1.20.791	Washer, special					2	L40 or DTD.390	C	
503	E.A1.20.803	Pin, special, operating lever connecting ...					4	S11	C	
504	E.A1.20.683	Plate, removable cover, at rib 3A for assembly of flap jack unit, 18 SWG					1	DTD.320	C	
3499	E.A1.20.10777	Plate, removable cover, at rib 3 for assembly of flap jack unit, 18 SWG (Pre Mod. 738)					1	DTD.610	C	
5849	E.A3.20.2289	Plate, removable cover, at rib 3A for assembly of flap jack unit, 18 SWG (Mod. 738)					1	DTD.610	C	
3500	E.A1.20.10778	Plate, removable cover, at rib 3 for assembly of flap jack unit, 18 SWG					1	DTD.610	C	
3497	E.A1.20.10779	Plate, removable cover, at ribs 3, 4 and 5 for assembly of flap jack unit, 18 SWG					2	DTD.610	C	
3498	E.A1.20.10780	Plate, removable cover, at ribs 3, 4 and 5 for assembly of flap jack unit, 18 SWG					1	DTD.610	C	

**CONTROLS, FLYING
FLAP OPERATING MECHANISM, PORT**

Ref. No.	Part No.	Description					No. off	Matl. Spec.	Cl. of St.	Plate No.
		1	2	3	4	5			M.R. L.M.	
9888	E.A1.20.813	ROD, PUSH, OUTBOARD FLAP CONTROL, BETWEEN HINGE AND OPERATING JACK, GROUP					1	—	B	
		Spares for:—								
507	E.A1.20.839	Bush , bearing					1	DTD.197	C	
6920	E.A1.20.827	End , rod, single socket					1	L40	C	
508	E.A1.20.825	Fitting , end, special					1	L40	C	
1096	EEAS.37/15A	Nipple , 4 BA					12	S11	C	
509	E.A1.20.805	Pin , special					1	S11	C	
510	E.A1.20.807	Plate , locking					1	DTD.610	C	
	EEAS.38/2A	Spoke , 4 BA (Make from Ref. 28R/6124) ...					6	S95	—	
549	EEAS.5	Washer , red fibre					1	BSS.216	C	
9889	E.A1.20.815	ROD, PUSH, OUTBOARD FLAP CONTROL, BETWEEN HINGE AND OPERATING JACK, GROUP (MOD. 2304)					2	—	B	
		Spares for this group are identical with those for group Pt. No. E.A1.20.813								
9891	E.A1.20.819	ROD, PUSH, INBOARD FLAP CONTROL, BETWEEN HINGE AND OPERATING JACK CONNECTING ARM, GROUP					1	—	B	
		Spares for this group are identical with those for group Pt. No. E.A1.20.813								
6491	E.A1.20.3133	ROD, CONNECTING, FLAP INDICATOR MECHANISM, GROUP					1	—	B	
		Consisting of:—								
28N/5549	AGS.899/2	Collar					2	—	C	
	E.A1.20.881	Fitting , fork end, R.H.					1	L1	—	
	E.A1.20.883	Fitting , fork end, L.H.					1	L1	—	
28P/830	SP4Y/B4	Pin , special connecting					2	—	C	
7094	E.A1.20.3157	Rod , screwed					1	DTD.683	C	

Pages 161 to 170 not issued



CANBERRA B.(I) MK.8

Page 171


**CONTROLS, FLYING
FLAP OPERATING MECHANISM, STARBOARD**

Ref. No.	Part No.	1	2	3	4	5	Description	No. off	Matl. Spec.	Cl. of St.		Plate No.
										M.R.	L.M.	
	E.A9.20.1188	FLAP OPERATING MECHANISM, STARBOARD, ASSEMBLY							—	—	—	
		Spares for:—										
495	E.A1.20.711	Bracket, flap operating jack unit support ...							2	—		C
496	E.A1.20.885	Bracket, mounting, flap jack operating unit ...							2	—		C
511	E.A1.20.887	Bracket, mounting, flap jack operating unit, centre wing							2	DTD.683		C
2036	E.A3.20.1011	LINK, CONNECTING FLAP TO OPERATING MECHANISM, GROUP							4	—		B
		Spares for:—										
500	E.A1.20.797	Plate, locking, 20 SWG							1	DTD.610		C
501	E.A1.20.795	Screw, adjusting							1	S11		C
502	E.A1.20.791	Washer, special							2	L40 or DTD.390		C
503	E.A1.20.803	Pin, special, operating lever connecting ...							4	S11		C
504	E.A1.20.683	Plate, removable cover, at rib 3A for assembly of flap jack unit, 18 SWG (Pre Mod. 738)							1	DTD.390		C
5849	E.A3.20.2289	Plate, removable cover, at rib 3A for assembly of flap jack unit, 18 SWG (Mod. 738)							1	DTD.610		C
3499	E.A1.20.10777	Plate, removable cover, at rib 3A for assembly of flap jack unit, 18 SWG							1	DTD.610		C
3500	E.A1.20.10778	Plate, removable cover, at rib 3A for assembly of flap jack unit, 18 SWG							1	DTD.610		C
3497	E.A1.20.10779	Plate, removable cover, at ribs 3, 4 and 5 for assembly of flap jack unit, 18 SWG							2	DTD.610		C
3498	E.A1.20.10780	Plate, removable cover, at ribs 3, 4 and 5 for assembly of flap jack unit, 18 SWG							1	DTD.610		C

**CONTROLS, FLYING
FLAP OPERATING MECHANISM, STARBOARD**

Ref. No.	Part No.						Description	No. off	Matl. Spec.	Cl. of St.	Plate No.
		1	2	3	4	5				M.R. L.M.	
9890	E.A1.20.817						ROD, PUSH, OUTBOARD FLAP CONTROL BETWEEN FLAP HINGE AND OPERATING JACK, GROUP (MOD. 2304)	1	—	B	
							Spares for:—				
507	E.A1.20.839						Bush , bearing	1	DTD.197	C	
6920	E.A1.20.827						End , rod, single socket	1	L40	C	
508	E.A1.20.825						Fitting , end, special	1	L40	C	
1096	EEAS.37/15A						Nipple , 4 BA	12	S11	C	
509	E.A1.20.805						Pin , special	1	S11	C	
510	E.A1.20.807						Plate , locking	1	DTD.610	C	
	EEAS.38,2A						Spoke , 4 BA (Make from Ref. 28R/6124) ...	6	S95	—	
549	EEAS.5						Washer , red fibre	1	BSS.216	C	
9892	E.A1.20.869						ROD, PUSH, INBOARD FLAP CONTROL BETWEEN HINGE AND OPERATING JACK CONNECTING ARM, GROUP	1	—	B	
							Spares for:—				
507	E.A1.20.839						Bush , rod end	1	DTD.197	C	
6920	E.A1.20.827						End , rod, single socket	1	L40	C	
508	E.A1.20.825						Fitting , special, fork end	1	L40	C	
1096	EEAS.37/15A						Nipple , 4 BA, $\frac{5}{16}$ " dia.	12	S11	C	
509	E.A1.20.805						Pin , special, pivot	1	S11	C	
510	E.A1.20.807						Plate , locking	1	DTD.610	C	
	EEAS.38,2A						Spoke , 4 BA (Make from Ref. 28R/6124) ...	6	S95	—	
549	EEAS.5						Washer , red fibre	1	BSS.216	C	
9893	E.A1.20.889						ROD, PUSH, INBOARD FLAP CENTRE WING, GROUP (MOD. 2304)	1	—	B	
							Spares for this group are identical with those for group Pt. No. E.A1.20.817				
9894	E.A1.20.891						ROD, PUSH, FLAP, OUTER WING, GROUP	1	—	B	
							Spares for this group are identical with those for group Pt. No. E.A1.20.869				


Pages 173 to ¹⁸⁰~~182~~ not issued



CANBERRA B.(I) MK.8

CONTROLS, FLYING
FLAP OPERATING MECHANISM, PORT AND STARBOARD


Ref. No.	Part No.	Description					No. off	Matl. Spec.	Cl. of St.	Plate No.
		1	2	3	4	5			M.R. L.M.	
SUMMARY OF STOCK ITEMS USED ON FLAP OPERATING MECHANISM, PORT AND STARBOARD, ASSEMBLY										
28D/12528	A25/1B	Bolt , 4 BA, hex. head, .5 long						C
28D/12565	A25/8B	Bolt , 4 BA, hex. head, 1.2 long						C
28D/12817	A25/8G	Bolt , $\frac{5}{16}$ " BSF, hex. head, 1.35 long						C
28D/13047	A25/10G	Bolt , $\frac{5}{16}$ " BSF, hex. head, 1.55 long						C
28D/12718	A25/12J	Bolt , $\frac{9}{32}$ " BSF, hex. head, 1.85 long						C
28D/12521	A25/13J	Bolt , $\frac{9}{32}$ " BSF, hex. head, 1.95 long						C
28D/12522	A25/14J	Bolt , $\frac{3}{8}$ " BSF, hex. head, 2.05 long						C
28D/12837	A28/1C	Bolt , 2 BA, hex. head, .55 long						C
28D/13283	A28/2C	Bolt , 2 BA, hex. head, .65 long						C
28L/13124	A27/CT	Nut , 2 BA, thin						C
28L/13253	A27/CTL	Nut , 2 BA, thin, L.H. thread						C
28M/13123	A27/JS	Nut , $\frac{3}{8}$ " BSF, slotted						C
28M/10287	AGS.2001/B/1	Nut , stiff, 4 BA						C
28M/10281	AGS.2001/C/3	Nut , stiff, 2 BA						C
28N/9796	SP21	Nipple , lubricating						C
28P/12462	SF9/C8	Pin , split, $\frac{1}{16}$ " dia. x 1" long						C
28P/12647	SP9/G8	Pin , split, $\frac{1}{8}$ " dia. x 1" long						C
28S/3420	A33/B8	Screw , 4 BA, c'sk head, $\frac{1}{4}$ " long						C
28W/12306	SP15/B	Washer , 4 BA, plain						C
28W/12296	SP15/C	Washer , 2 BA, plain						C
28W/12321	SP15/J	Washer , $\frac{3}{8}$ " BSF, plain						C



CANBERRA B.(1) MK.8

**CONTROLS
FLYING CONTROLS, ASSEMBLY, MISCELLANEOUS**

Ref. No.	Part No.	Description					No. off	Matl. Spec.	Cl. of St.	Plate No.
		1	2	3	4	5			M.R. L.M.	
	E.A9.45.1	FLYING CONTROLS, ASSEMBLY					—	—	—	
		Consisting of :—								
	67 EEAS.13/1	Bolt , special	7	S11	C	
	68 EEAS.14	Bush , special	7	S11	C	
	3569 EEAS.63/E	Nut , special slotted	7	S96	C	
	3570 EEAS.127	Piece , distance	7	S96	C	
AL9 28P/12462	SP9/C8	Pin , split, $\frac{1}{16}$ " dia. x 1" long	7	—	C	



**CONTROLS
FLYING CONTROLS IN COCKPIT**

Ref. No.	Part No.	Description						No. Off	Matl. Spec.	Cl. of Equip. M.R. L.M.	Plate No.
		1	2	3	4	5	6				
	E.A9.45.3	CONTROLS, FLYING, IN COCKPIT, ASSEMBLY						—	—	—	
		Spares for:—									
67	EEAS.13/1	BOLT , special, control tube connecting						15	S.11	C	
68	EEAS.14	BUSH , special, spacing, at control tube joints						15	S.11	C	
12G/1454	E.A3.45.501	CHARGE , H.E. Emergency (Arm Mod. 47)						1	—	C	
	E.A9.45.5	COLUMN, CONTROL, PILOT'S, ASSEMBLY						—	—	—	
		Spares for:—									
	E.A9.45.9	COLUMN, CONTROL, GROUP						1	—	—	
		Spares for:—									
2A/9500419	HOFFMANN T.17	BEARING , ballrace, aileron control						1	—	C	
2A/9500422	HOFFMANN T.25	BEARING , ballrace, pilot's hand grip						1	—	C	
40305	E.B6.81.2047	BLOCK , cable clamp						1	—	C/MR	
1021	E.A1.45.1153	BOLT , special, control and elevator control mounting						1	DTD.683	C	
71	E.A1.45.107	BUSH , main bearing, attached to bottom casting						1	L.40	C	
	E.A9.81.1549	CABLE, ASSEMBLY, 13-D1, FROM TERMINAL BLOCK TO CONTROL COLUMN, GROUP						1	—	—	
		Consisting of:—									
5E/4183	†	CABLE , Uninyvin 20						QR	—	C	
5K/9107065	EEAS.146/16	SLEEVE , ¾" long						10	—	C	
5K/9107067	EEAS.146/6	SLEEVE , 1" long						2	—	C	
5F/9138823	HELLERMANN NT.3255	STUD						QR	—	C	
	HELLERMANN HV.3254	STRAPPING						QR	—	C	
5F/9434858	HC.490	TAG						5	—	C	
5X/9450396	E.A3.81.351	CLAMP , inter-comm. wiring						2	DTD.683	C	
2907	E.B6.81.2049	CLAMP , strip, cable						1	—	C	
40306	E.B7.45.71	COLUMN, CONTROL, PILOT'S, GROUP						1	—	—	
		Consisting of:—									
	E.A6.45.247	CASTING , top						1	DTD.300	—	
	E.B7.45.73	DUCT , cable						1	L.72	—	
	E.A1.45.1021	TUBE , 2¼" o/d. x 20 SWG						1	T.45	—	
	E.A1.45.91	YOKE , E, bottom casting						1	DTD.300	—	
1439224	E.A9.45.973	CONTROL, ELEVATOR, GROUP (MOD. 4492)						1	—	A/MR	
		Spares for:—									
2A/9500426	HOFFMANN T.33	BEARING , ballrace						1	—	C	
	E.A9.45.513	COLLAR						1	—	—	
	E.A9.45.85	DIAPHRAGM						1	—	—	
6227	E.A1.45.175	HOUSING , bearing						1	L.45	C	
		Attaching parts for E.A1.45.175:—									
28D/9709461	AS.1242/3C	Bolt , 2 BA						8	—	C	
28M/5808573	A27/CS	Nut , 2 BA						8	—	C	
28P/9486478	SP.90/C5	Pin , split						8	—	C	
28W/9419475	SP.15/C	Washer						8	—	C	
	E.A9.45.91	LEVER, OPERATING, ELEVATOR, GROUP						1	—	—	
		Spares for:—									
2A/9500463	SKEFKO CBA.2	BEARING , ballrace						1	—	C	
75	EEAS.3/D	HOUSING , bearing						1	—	C	
		Attaching parts for E.A9.45.91:—									
28D/1212827	AS.1242/9E	Bolt , ¼" BSF						8	—	C	
28M/1011467	A27/ES	Nut , ¼" BSF						8	—	C	
28P/9486478	SP.90/C5	Pin , split						8	—	C	
28W/9419487	SP.16/E	Washer						8	—	C	
1439228	E.A9.45.963	RING, CLAMP, ASSEMBLY						1	—	C	
		Spares for:—									
	E.A9.45.985	RING , clamp, half						2	—	—	

CONTROLS
FLYING CONTROLS IN COCKPIT

Ref. No.	Part No.							Description	No. Off	Matl. Spec.	Cl. of Equip.		Plate No.
		1	2	3	4	5	6				M.R.	L.M.	
1439229	E.A9.45.965							RING, reinforcing	1	—	C		
6225	E.A1.45.105							SOCKET	1	—	C		
	E.A9.45.89							SLEEVE	1	—	—		
	E.A1.45.171							TUBE	1	—	—		
								Attaching parts for E.A1.45.171:—					
28D/1213439	A59/22G							Bolt, 1/8" BSF	6	—	C		
28M/5808571	A27/GS							Nut, 1/8" BSF	6	—	C		
28P/9527619	SP.90/C7							Pin, split	6	—	C		
28W/9419488	SP.16/G							Washer	6	—	C		
28W/14187	AS.1903/G16							Washer, saddle	12	—	C		
	E.A9.45.105							COVER, end, mechanism access	1	L.72	—		
41203	E.A9.45.281							COVER, top, mechanism access	1	L.72	C		
77	E.A1.45.1025							FORK-END, control column	1	S.11	C		
	E.A6.45.267							GEAR, bevel (Supplied with Ref. 38087 E.A9.00.159, Tube)	1	—	—		
21214	E.A6.45.265							HOUSING, control column	1	S.11	C		
6190	E.A1.45.1059							LABEL, quadrant, to mesh centrally with control unit	1	L.72	C		
1573	EEAS.37/13A							NIPPLE, 6 BA	4	H.T.S.	C		
1454	E.A6.45.263							NUT, clamp, bevel gear ballrace retaining	1	DTD.683	C		
1455	E.A6.45.269							NUT, clamp, ballrace retaining	1	DTD.683	C		
1456	E.A6.45.271							NUT, clamp, ballrace retaining	1	DTD.683	C		
6226	E.A1.45.153							PLATE, cover, at bottom casting	2	L.72	C		
2020	E.A6.45.273							PLATE, cover, brake mechanism	1	DTD.683	C		
	E.A9.45.103							PLUG, screwed	1	—	—		
1025	EEAS.1/1C							SCREW, 2 BA	4	DTD.683	C		
	E.A6.45.251							SHAFT	1	S.11	—		
343	E.A1.31.277							SHIM, brake mechanism cover plate	4	Alumn.	C		
	or												
	EEAS.27/8/4												
88	E.A1.45.1029							SPHERE, control column locating	1	DTD.265	C		
	EEAS.38/1A							SPOKE, 6 BA (Make from Ref. 28R/6123)	2	H.T.S.	—		
39286	E.A9.45.77							SUPPORT, CONTROL COLUMN CASTING, GROUP	1	—	MR		
								Consisting of:—					
2A/9500419	HOFFMANN T.17							BEARING, ballrace, main control column	2	—	C		
2A/9500422	HOFFMANN T.25							BEARING, ballrace, between sleeve and support casting	2	—	C		
28D/1007976	AS.1242/4C							BOLT, 2 BA	4	—	C		
20666	E.A1.45.93							CASTING, control column support	1	DTD.289	A/MR		
91	E.A1.45.1027							FORK-END	1	S.11	C		
39285	E.A9.45.33							LEVER, AILERON OPERATING, GROUP	1	—	MR		
								Consisting of:—					
2A/9500463	SKEFKO CBA.2							BALLRACE	1	—	C		
	E.A9.45.357							BUSH, flanged	1	DTD.683	—		
	E.A9.45.359							EYE-BOLT, special	1	S.95	—		
75	EEAS.3/D							HOUSING, ballrace	1	L.40	C		
	E.A9.45.35							LEVER	1	L.40	—		
28M/5808573	A27/CS							NUT, 2 BA	1	—	C		
28P/9527619	SP.90/C7							PIN, split	1	—	C		
92	EEAS.4/20C							WASHER, packing	2	L.72	C		
	EEAS.27/22HU							WASHER, special	1	—	—		
1572	EEAS.37/1A							NIPPLE, 6 BA	4	H.T.S.	C		
28M/9403520	A27/CP							NUT, 2 BA	4	M.S.	C		
28Q/10843	AGS.2042/611							PIN, sealing	4	—	C		
	E.A9.45.75							SLEEVE, sprocket mounting	1	L.40	—		
	EEAS.38/1A							SPOKE, 6 BA (Make from Ref. 28R/6123)	2	S.11	LM		
	E.A9.45.87							TUBE, distance, between sprocket and cast- ing, 1 5/8" o/d. x 22 SWG	1	T.4	—		
28W/9419402	SP.13/C							WASHER	4	—	C		

CONTROLS
FLYING CONTROLS IN COCKPIT

Ref. No.	Part No.	Description	No. off	Matl. Spec.	Cl. of Equip.	Plate No.
					M.R. L.M.	
		1 2 3 4 5 6				
38087	E.A9.00.159	TUBE, INNER, AILERON OPERATING, GROUP (E.A1.45.971)	1	—	B	
		Consisting of:—				
2A/9800423	HOFFMANN T.29	BEARING, ballrace	1	—	C	
1573	EEAS.37/13A	NIPPLE, 6 BA	4	H.T.S.	C	
	EEAS.38/1A	SPOKE, 6 BA (Make from Ref. 28R/6123)	2	S.11	—	
	E.A1.45.1023	TUBE, operating, 1 1/4" o/d. x 14 SWG	1	T.45	—	
6210	E.A6.45.261	WASHER, special	1	DTD.683	C	
6167	E.A3.45.413	WASHER, special	1	Alumn.	C	
	E.A9.45.583	WHEEL, hand, pilot's control (Alternative to AC.14292)	1	—	—	
	DUNLOP					
27J/504	AC.14292	WHEEL, control assembly (Dunlop Mod. 3109) (For spares see A.P.4515, Vol. 3, Part 1, Sect. 2, Chap. 37) (Alternative to E.A9.45.583)	1	—	A	
12170	E.A9.45.541	COVER, sealing, pilot's control column	1	—	C	
22604	E.A9.45.107	CONTROL, BETWEEN PILOT'S RUDDER BAR AND RUDDER LEVER AT REAR OF PRESSURE BULKHEAD, GROUP	1	—	B	
		Spares for:—				
1683	EEAS.47/2	FORK-END, adjuster fitting	1	DTD.683	C	
22605	E.A9.45.115	CONTROL, BETWEEN CONTROL COLUMN AND AILERON CONTROL LEVER AT REAR OF PRESSURE BULKHEAD, GROUP	1	—	C	
		Spares for:—				
12171	E.A9.45.121	FORK-END, adjuster fitting	1	DTD.683	C	
22606	E.A9.45.123	CONTROL, BETWEEN PILOT'S CONTROL COLUMN AND ELEVATOR LEVER, GROUP	1	—	C	
		Spares for:—				
1683	EEAS.47/2	FORK-END, adjuster fitting	1	DTD.683	C	
22607	E.A9.45.129	CONTROL, AILERON, BETWEEN CONTROL LEVERS AND PRESSURE BULKHEAD CONTROL SEALING BOX, GROUP	1	—	C	
		Spares for:—				
1683	EEAS.47/2	FORK-END, adjuster fitting	1	DTD.683	C	
22608	E.A9.45.133	CONTROL, ELEVATOR AND RUDDER, BETWEEN CONTROL LEVERS AND PRESSURE BULKHEAD CONTROL SEALING BOX, GROUP	2	—	C	
		Spares for:—				
1683	EEAS.47/2	FORK-END, adjuster fitting	1	DTD.683	C	
	E.A9.45.211	CONTROL, AILERON BIAS, ASSEMBLY	1	—	—	
		Spares for:—				
	E.E. CO. LTD. BRADFORD					
5W/176	TYPE 259	ACTUATOR, linear	1	—	A	
12172	E.A9.45.215	BOLT, special	1	S.95	C	
2023	E.A6.45.345	BOLT, special	1	S.92	C	
2881	E.A6.45.341	BRUSH, oilite	2	—	C	
22611	E.A9.45.193	BRACKET, aileron bias operating levers mounting	1	—	C/MR	
28U/4066	SP.8Y/16	ROLLER	1	—	C	
22614	E.A9.45.231	TUBE, torque, and levers	1	—	B/MR	

**CONTROLS
FLYING CONTROLS IN COCKPIT**

Ref. No.	Part No.	1	2	3	4	5	6	Description	No. off	Matl. Spec.	Cl. of Equip.		Plate No.
											M.R.	L.M.	
3580	E.A3.45.351	X						CONTROL, AILERON, RUDDER AND ELEVATOR, AT REAR OF PRESSURE BULKHEAD, GROUP	3	—		B	
								Spares for:—					
1683	EEAS.47/2							FORK-END, adjuster fitting	1	DTD.683		C	
	E.A9.45.547							COVERS ON CASING FOR CONTROL LEVERS AT PRESSURE BULKHEAD, GROUP	1	—		—	
								Spares for:—					
22628	E.A9.45.643							COVER, ASSEMBLY	1	—		C	C.2/8
								Spares for:—					
	E.A9.45.645							COVER, half, top, red fibre	1	BSS.216		—	C.2/8
	E.A9.45.647							COVER, half, bottom, red fibre	1	BSS.216		—	C.2/8
	E.A9.45.551							COVER, red fibre	1	BSS.216		—	C.2/8
	E.A9.45.10003							LEVER, PARKING BRAKE, ASSEMBLY (MOD. 3159)	—	—		—	
								Spares for:—					
	E.A9.45.291							BRACKET, angle	1	—		—	
12174	EE.A9.45.293							CABLE, BOWDEN, PARKING BRAKE LEVER, ASSEMBLY	1	—		B	
								Consisting of:—					
29H/4285	BOWDEN LTD. 19/2							CABLE, inner	1	—		C	
29H/4116	BOWDEN LTD. B.2H							CONDUIT, outer	1	—		C	
	BOWDEN LTD. PN.991/2							FERRULE, plain	2	—		—	
	BOWDEN LTD. PN.553							NIPPLE	1	—		—	
	DUNLOP A.HO.18599							NIPPLE	1	—		—	
27VA/4268	DUNLOP A.HO.1090							LEVER, parking, assembly	1	—		B	
	E.A9.45.15							MOUNTING, AILERON, ELEVATOR AND RUDDER CONTROL LEVERS AT PRESSURE BULKHEAD, GROUP	1	—		—	
								Spares for:—					
8195	E.A3.45.121							BAR, stop, control lever, top	1	DTD.300		C	C.2/8
8196	E.A3.45.123							BAR, stop, control lever, bottom	1	DTD.300		C	C.2/8
1535	E.A3.45.27							BOLT, special, control lever stop	1	S.11		C	C.2/8
13096	E.A9.45.669							BOLT, special, rudder control lever stop	1	S.96		C	
22626	E.A9.45.639							BOLT, special rudder and aileron control lever stop (Make from A25/26j)	2	—		C	
25346	E.A9.45.675							BOLT, special elevator control lever stop (Make from A25/33j)	1	—		C	
25345	E.A9.45.671							BOLT, special (Make from A25/2C)	30	—		C	
1439156	E.A3.45.537							LEVER, CONTROL, GROUP (MOD. 4489)	1	—		B	
								Spares for:—					
2739	EEAS.13/2							BOLT, special, lever to sealing ring attachment	12	S.96		C	
111	E.A1.45.367							DOWEL, upper and lower control lever locating	3	S.1		C	
	E.A1.45.349							HOUSING, control lever	1	DTD.289		—	C.2/8

CONTROLS
FLYING CONTROLS IN COCKPIT

Ref. No.	Part No.	Description	No. Off	Matl. Spec.	Cl. of Equip.	Plate No.
					M.R. L.M.	
		1 2 3 4 5 6				
92	EEAS.4/20C	WASHER , packing	2	—	C	
		Attaching parts for E.A9.45.53:—				
28D/1013174	AS.1242/5E	Bolt, 1/4" BSF	8	—	C	
28M/1011467	A27/ES	Nut, 1/4" BSF	8	—	C	
28P/9486478	SP.90/C5	Pin, split	8	—	C	
28W/9419487	SP.16/E	Washer	8	—	C	
	E.A9.45.137	SHAFT , torque	1	—	—	
25483	EEAS.28/20JR	WASHER , special	5	—	C	
3569	EEAS.63/E	NUT , special, control tube connecting bolt	15	S.96	C	
	E.A9.45.7	PEDALS, PILOT'S, RUDDER CONTROL BAR, GROUP	1	—	—	
		Spares for:—				
97	E.A3.45.57	BEARING , c/w housing and ballrace	1	—	C	
28463	E.A9.45.161	LEVER , rudder control tube	1	—	MR	
1091	EEAS.37/8A	NIPPLE , 4 BA	4	—	C	
21167	E.A9.45.477	RUDDER, BAR, FOR TOE OPERATED HYDRAULIC BRAKES, ASSEMBLY	1	—	A	
		Spares for:—				
2A/9500420	HOFFMANN T.21	BEARING , ballrace	1	—	C	
12062	AS.2202	BOLT , pivot	1	S.110	C	
12066	AS.2203	BOLT , pivot	1	S.110	C	
12385	AS.2208	BOLT , pivot	1	—	C	
12068	AS.2196	BOLT , pedal pivot	1	S.110	C	
12849	AS.3399	BOLT , special taper	2	—	C	
12069	AS.2180	BUSH , upper	1	B.8	C	
12067	AS.2226	BUSH , lower	1	B.8	C	
39289	E.A9.45.483	CLAMP , single hose	2	LFS.26	C	
13093	E.A9.45.629	COLLAR , for adjusting worm	1	S.1	C	
12386	E.A9.45.479	COUPLING , right angle, for flexible hose	2	DTD.683	B	
22620	E.A9.45.471	HEEL , rest, L.H.	1	—	MR	
39287	E.A9.45.472	HEEL , rest, R.H.	1	—	MR	
	DUNLOP					
12388	AHO.30411/15	HOSE , flexible	2	—	B	
12071	AS.2206	LINK , bar	2	T.4	C	
12070	AS.2231	LINK	4	—	C	
6815	AS.2197	NUT , special	4	S.110	C	
12389	AS.2224	NUT , cap	1	S.110	C	
1439259	E.A9.45.609	PEDAL, FOOT, RUDDER BAR BRAKE GEAR, PORT, ASSEMBLY	1	—	B	
		Consisting of:—				
28D/1009984	A25/7B	BOLT , 4 BA	1	—	C	
28D/9133014	A25/13C	BOLT , 2 BA	1	—	C	
	DUNLOP					
27VA/5306	A.C.M.18986	CYLINDER , master (Mod 2174)	1	—	A	
	AERO CONTROLS					
41465	AC.3620	LEVER , brake, foot pedal support	1	—	C	
38041	AC.3612	LEVER , brake, master cylinder support	1	—	C	
1439248	AC.3602	LEVER , stop	1	—	C	
28N/9156370	SP.21	NIPPLE , grease	1	—	C	
28M/9403519	A27/BP	NUT	1	—	C	
28M/9403520	A27/CP	NUT	2	—	C	
28M/1011475	A27/EP	NUT	3	—	C	
	E.A9.45.611	PEDAL , rudder bar	1	—	—	
		(Alternative to Part No. 66833/335)				
26TV/4327	66833/335	PEDAL , rudder bar (Modified)	1	—	B	
		(Alternative to Part No. E.A9.45.611)				

CONTROLS
FLYING CONTROLS IN COCKPIT

Ref. No.	Part No.	Description						No. Off	Matl. Spec.	Cl. of Equip. M.R. L.M.	Plate No.
		1	2	3	4	5	6				
30779	E.A9.45.711	PEDAL, FOOT AND SPRING BOX, ASSEMBLY (MOD. 2180)						1	—	B/MR	
		Consisting of:—									
28490	E.A9.45.717	CAP, end						1	—	MR	
	E.A9.45.713	HOUSING, PISTON, ASSEMBLY						1	—	—	
		Spares for:—									
	E.A9.45.727	HOUSING, piston						1	—	—	
	E.A9.45.725	KEY						2	—	—	
28493	E.A9.45.723	PEDAL, foot						1	—	MR	
28P/1010131	SP.28/H8	PIN, taper						1	—	C	
	E.A9.45.715	PISTON						1	—	—	
28492	E.A9.45.721	SPRING, inner						1	—	MR	
28491	E.A9.45.719	SPRING, outer						1	—	MR	
28P/19599	SP.90/E3	PIN, split						1	—	C	
28P/9703196	SP.28/H10	PIN, taper						2	—	C	
	AERO CONTROLS										
41796	AC.3616	SCREW, for screwed top						1	—	C	
1439250	AC.3618	SCREW, set for stop lever						1	—	C	
1439251	AC.3606	SHOE						1	—	C	
41476	AC.3613	SPINDLE, brake levers						1	—	C	
38039	AC.3603	SPINDLE, pivot, master cylinder and foot pedal lever						1	—	C	
41797	AC.3617	STOP, screwed						1	—	C	
1439249	AC.3611	STUD, pivot, master cylinder						1	—	C	
38040	AC.3604	TUBE, spacing						1	—	C	
43490	AC.3607	WASHER, spacing, brake lever spindle						1	—	C	
43491	AC.3608	WASHER, spacing, brake lever spindle						1	—	C	
28W/9419401	SP.10/B	WASHER						1	—	C	
28W/9419454	SP.10/C	WASHER						1	—	C	
28W/9418920	SP.10/E	WASHER						3	—	C	
28W/9418921	SP.13/E	WASHER						1	—	C	
28W/9419403	SP.13/G	WASHER						1	—	C	
28W/1010555	AGS.162/B	WASHER, spring						1	—	C	
28W/1007983	AGS.162/C	WASHER, spring						1	—	C	
28W/1007016	AGS.162/D	WASHER, spring						2	—	C	
1439260	E.A9.45.610	PEDAL, FOOT, RUDDER BAR BRAKE GEAR, STARBOARD, ASSEMBLY						1	—	B	
		Spares for this assembly are identical to assembly Part No. E.A9.45.609 on page 191, except for the following deletions and additions									
		Delete:—									
27VA/5306	DUNLOP A.C.M.18986 AERO CONTROLS	CYLINDER, master (Mod. 2174)						1	—	A	
	41465 AC.3620	LEVER, brake, foot pedal support						1	—	C	
	E.A9.45.611	PEDAL, rudder bar						1	—	—	
26TV/4327	66833/335 AERO CONTROLS	PEDAL, rudder bar (Modified)						1	—	B	
	1439251 AC.3606	SHOE						1	—	C	
		Add:—									
27VA/5307	DUNLOP A.C.M.18988	CYLINDER, master (Mod. 2174)						1	—	A	

**CONTROLS
FLYING CONTROLS IN COCKPIT**

Ref. No.	Part No.	Description						No. Off	Matl. Spec.	Cl. of Equip. M.R. L.M.	Plate No.
		1	2	3	4	5	6				
41464	AERO CONTROLS A.C.3619 E.A9.45.612										
26TV/4448	66833/336										
1439247	AERO CONTROLS AC.3605										
5803	AS.2412										
12973	AS.3398										
12072	AS.2177										
	EEAS.38/2A										
3570	EEAS.127										
	E.A9.45.775										
5260	EEAS.143/5H										
28D/1010658	A25/1B										
5259	EEAS.21/2ERH										
41803	E.A9.45.755										
28D/1008149	A25/2B										
28M/1278189	AGS.2001/B/1										
28W/9419465	SP.13/B										
	E.A9.45.761										
34447	E.A9.45.769										
	E.A9.45.731										
34468	E.A9.45.771										
28D/1200119	A25/4C										
28M/5808573	A27/CS										
28P/19228	SP.90/C8										
28W/9419475	SP.15/C										
	E.B7.45.29										
	E.B7.45.45										
	E.B7.45.49										
	E.B7.45.39										
	E.B7.45.41										
5624	E.B7.45.37										
	E.B7.45.35										
28D/9133012	A25/3C										
28M/5808573	A27/CS										
28P/19228	SP.90/C8										
28W/9419475	SP.15/C										
	E.A9.45.777										
	E.B7.45.25										
28M/1278189	AGS.2001/B/1										
28M/9403519	A27/BP										
28W/9419465	SP.13/B										

**CONTROLS
FLYING CONTROLS IN COCKPIT**

Ref. No.	Part No.	Description	No. Off	Matl. Spec.	Cl. of Equip.	Plate No.
					M.R. L.M.	
		1 2 3 4 5 6				
5CW/4791	8658/B101	SWITCH , tumbler	1	—	B	
		Attaching parts for 8658/B101:—				
28D/1008147	A25/1A	Bolt, 6 BA	2	—	C	
28W/9419185	AGS.2035/A	Washer	2	—	C	
		Attaching parts for E.A9.45.761:—				
28D/1010030	A25/7C	Bolt, 2 BA	4	—	C	
28W/9419402	SP.13/C	Washer	4	—	C	
	E.A9.45.983	UNIT, SNATCH, INSTALLATION (MOD. 4702) ...	—	—	—	
		Spares for:—				
	E.A3.81.6533	BRACKET , terminal block	1	—	—	
	MARTIN BAKER					
27L/1482205	MBJC/2106	UNIT , snatch	1	—	A	
		Attaching parts for MBJC/2106:—				
	O/MBEU/1806EE	Bush	1	—	—	
28M/7002430	AGS.2002/E/1	Nut, 1/2" BSF	2	—	C	
	A/MBEU/1805EE	Stud	1	—	—	
28W/9418921	SP.13/E	Washer	2	—	C	

~~193 - 203~~

Pages ~~197~~ to ~~206~~ not issued

195 to 208 AC 20.

**CONTROLS
FLYING CONTROLS IN COCKPIT**

Ref. No.	Part No.	Description						No. off	Matl. Spec.	Cl. of Equip.	Plate No.
		1	2	3	4	5	6			M.R. L.M.	
SUMMARY OF STOCK ITEMS USED ON FLYING CONTROLS IN COCKPIT, ASSEMBLY											
28D/1008147	A25/1A	Bolt,	6	BA		C	
28D/1010658	A25/1B	Bolt,	4	BA		C	
28D/1008149	A25/2B	Bolt,	4	BA		C	
28D/9419452	A25/3B	Bolt,	4	BA		C	
28D/1011006	A25/5B	Bolt,	4	BA		C	
28D/1009984	A25/7B	Bolt,	4	BA		C	
28D/9436920	A25/1C	Bolt,	2	BA		C	
28D/9133011	A25/2C	Bolt,	2	BA		C	
28D/9133012	A25/3C	Bolt,	2	BA		C	
28D/1200119	A25/4C	Bolt,	2	BA		C	
28D/7002428	A25/6C	Bolt,	2	BA		C	
28D/9140644	A25/9C	Bolt,	2	BA		C	
28D/9133014	A25/13C	Bolt,	2	BA		C	
28D/1011021	A25/16C	Bolt,	2	BA		C	
28D/1012995	A25/22C	Bolt,	2	BA		C	
28D/1011238	A25/3E	Bolt,	$\frac{1}{4}$ "	BSF		C	
28D/1011240	A25/5E	Bolt,	$\frac{1}{4}$ "	BSF		C	
28D/1007319	AS.1242/4B	Bolt,	4	BA		C	
28D/1214091	AS.1242/2C	Bolt,	2	BA		C	
28D/9709461	AS.1242/3C	Bolt,	2	BA		C	
28D/1007976	AS.1242/4C	Bolt,	2	BA		C	
28D/1214031	AS.1242/8C	Bolt,	2	BA		C	
28D/1013119	AS.1242/6E	Bolt,	$\frac{1}{4}$ "	BSF		C	
28N/5549	AGS.899/2	Collar		C	
28N/9153393	AGS.899/4	Collar		C	
28M/1013107	A24/CS	Nut,	2	BA		C	
28M/13271	A24/EP	Nut,	$\frac{1}{4}$ "	BSF		C	
28M/13226	A24/ES	Nut,	$\frac{1}{4}$ "	BSF		C	
28M/13412	A24/JS	Nut,	$\frac{3}{8}$ "	BSF		C	
28M/9403519	A27/BP	Nut,	4	BA		C	
28M/9403520	A27/CP	Nut,	2	BA		C	
28M/5808573	A27/CS	Nut,	2	BA		C	
28M/1011475	A27/EP	Nut,	$\frac{1}{4}$ "	BSF		C	
28M/1011467	A27/ES	Nut,	$\frac{1}{4}$ "	BSF		C	
28M/1011476	A27/JS	Nut,	$\frac{3}{8}$ "	BSF		C	
28M/1007404	A27/JT	Nut,	$\frac{1}{8}$ "	BSF		C	
28M/9452621	A27/NT	Nut,	$\frac{1}{2}$ "	BSF		C	
28M/10287	AGS.2001/B/1	Nut,	stiff,	4 BA		C	
28M/10274	AGS.2001/B/4	Nut,	stiff,	4 BA		C	
28M/10288	AGS.2001/C/1	Nut,	stiff,	2 BA		C	
28M/10327	AGS.2002/B/1	Nut,	stiff,	4 BA		C	
28M/7002430	AGS.2002/E/1	Nut,	stiff,	$\frac{1}{4}$ " BSF		C	
28M/12099	AGS.2007/B/3	Nut,	stiff,	4 BA		C	
28M/9434252	AGS.2018/B/1	Nut,	4	BA		C	
28P/833	SP4Y/B7	Pin,	shackle		C	
28P/1013002	SP4Y/B9	Pin,	shackle		C	
28P/837	SP4Y/B11	Pin,	shackle		C	
28P/840	SP4Y/B14	Pin,	shackle		C	
28P/841	SP4Y/B15	Pin,	shackle		C	
28P/9476399	SP4Y/D5	Pin,	shackle		C	
28P/19750	SP90/B4	Pin,	split,	$\frac{3}{4}$ " dia. x $\frac{1}{2}$ " long		C	

**CONTROLS
FLYING CONTROLS IN COCKPIT**

Ref. No.	Part No.	Description						off	Matl. Spec.	Cl. of Equip.	Plate No.
		1	2	3	4	5	6			M.R. L.M.	
28P/19127	SP.90/B7	Pin, split,	$\frac{3}{64}$ "	dia. x	1" long	C	
28P/9486478	SP.90/C5	Pin, split,	$\frac{1}{16}$ "	dia. x	$\frac{3}{4}$ " long	C	
28P/19228	SP.90/C8	Pin, split,	$\frac{1}{16}$ "	dia. x	1" long	C	
28P/19175	SP.90/E5	Pin, split,	$\frac{3}{32}$ "	dia. x	$\frac{5}{16}$ " long	C	
28P/19235	SP.90/E10	Pin, split,	$\frac{3}{32}$ "	dia. x	$1\frac{1}{2}$ " long	C	
28P/6159	AGS.166/50	Pin, split,	$\frac{1}{16}$ "	dia. x	$\frac{5}{16}$ " long	C	
28S/9419435	A31/B12	Screw,	4 BA	C	
28S/9995324	A32/A16	Screw,	6 BA	C	
28S/1200060	A33/A16	Screw,	6 BA	C	
28S/1200053	A33/C16	Screw,	2 BA	C	
28S/9435718	A33/C24	Screw,	2 BA	C	
28S/1212706	A40/B12	Screw,	4 BA	C	
28S/1213957	A41/B8	Screw,	4 BA	C	
28S/1213959	A41/B12	Screw,	4 BA	C	
28W/9419401	SP.10/B	Washer	C	
28W/9419454	SP.10/C	Washer	C	
28W/9418920	SP.10/E	Washer	C	
28W/9419465	SP.13/B	Washer	C	
28W/9419402	SP.13/C	Washer	C	
28W/9418921	SP.13/E	Washer	C	
28W/9419403	SP.13/G	Washer	C	
28W/9128924	SP.14/C	Washer	C	
28W/9419474	SP.15/B	Washer	C	
28W/9419475	SP.15/C	Washer	C	
28W/9419405	SP.15/E	Washer	C	
28W/9419404	SP.16/C	Washer	C	
28W/9419487	SP.16/E	Washer	C	
28W/9416197	SP.42/G	Washer	C	
28W/9416641	SP.47/A	Washer, spring	C	
28W/9416642	SP.47/B	Washer, spring	C	
28W/9416643	SP.47/C	Washer, spring	C	
28W/9416644	SP.47/E	Washer, spring	C	
28W/9416645	SP.47/G	Washer, spring	C	

**CONTROLS
FLYING CONTROLS IN CENTRE FUSELAGE**

Ref. No.	Part No.	Description	No. off	Matl. Spec.	Cl. of Equip.	Plate No.
					M.R. L.M.	
	E.A9.45.695	CONTROLS, FLYING, IN CENTRE FUSELAGE, ASSEMBLY (Mod. 1794) Spares for:—	—	—	—	
67	EEAS.13/1	Bolt, special connecting, control tube joints	13	S.11	C	
68	EEAS.14	Bush, at control tube joints	13	S.11	C	
3569	EEAS.63/E	Nut, special, 1/4" BSF	13	S.96	C	
3570	EEAS.127	Piece, distance, control tube connection	13	S.96	C	
	E.A1.45.485	SUPPORT, CONTROL TUBE, BETWEEN FRAMES 12 AND 13, AILERON AND RUDDER ELEVATOR, GROUP Spares for:—	—	—	—	
2035	FAIRY FS.515 or FS.350*	Bearing, roller, control tube guide	3	—	B	
1491	FAIRY FS.515 or FS.350*					
10279	E.A1.45.463	Support, control tube	1	—	B/MR	
	E.A1.45.487	SUPPORT, CONTROL TUBE, AT FRAME 15, GROUP Spares for:—	—	—	MR	
2035	FAIRY FS.515 or FS.350*	Bearing, roller, control tube guide	3	—	B	
1491	FAIRY FS.515 or FS.350*					
10280	E.A1.45.465	Support, control tube	1	—	B/MR	
	E.A1.489	SUPPORT, CONTROL TUBE, AT FRAME 20, GROUP Spares for:—	—	—	—	
2035	FAIRY FS.515 or FS.350*	Bearing, roller, control tube guide	3	—	B	
1491	FAIRY FS.515 or FS.350*					
10281	E.A1.45.467	Support, control tube	1	—	B/MR	
	E.A1.45.491	SUPPORT, CONTROL TUBE, AT FRAME 23, GROUP Spares for:—	—	—	MR	
2035	FAIRY FS.515 or FS.350*	Bearing, roller, control tube guide	3	—	C	
1491	FAIRY FS.515 or FS.350*					
10282	E.A1.45.469	Support, control tube	1	—	B/MR	
3582	E.A3.45.363	Tube, control, coupling at frame 21, between aileron lever and idle lever	1	—	C	
3583	E.A3.45.355	Tube, control, aileron, between frames 15 and 20 ...	1	—	C	

**CONTROLS
FLYING CONTROLS IN CENTRE FUSELAGE**

Ref. No.	Part No.	1	2	3	4	5	6	Description	No. off	Matl. Spec.	Cl. of Equip.	Plate No.
											M.R. L.M.	
3586	E.A3.45.359	-						TUBE, CONTROL, ELEVATOR, BETWEEN FRAMES 16 AND 19, 20, 23, 27 AND 31, GROUP Spares for:—	6	—	D	
3226	EEAS.130							Fitting, end, c/w ballrace	1	DTD.683	C	
3584	E.A3.45.375	-						TUBE, CONTROL, RUBBER AND ELEVATOR BETWEEN FRAMES 23 AND 27, GROUP Spares for:—	2	—	B	
3226	EEAS.130							Fitting, end, c/w ballrace	1	DTD.683	C	
3587	E.A3.45.367	-						TUBE, CONTROL, BETWEEN FRAME 20 AND AILERON LEVER, GROUP Spares for:—	1	—	B	
1683	EEAS.47/2							End, fork, adjuster fitting	1	DTD.683	C	
3585	E.A3.45.371	-						TUBE, CONTROL, BETWEEN FRAMES 12 AND 13, GROUP Spares for:—	3	—	B	
3226	EEAS.130							Fitting, end, c/w ballrace	1	DTD.683	C	

Pages 213 to 222 not issued

**CONTROLS
FLYING CONTROLS IN CENTRE FUSELAGE**

Ref. No.	Part No.	1	2	3	4	5	Description	No. off	Matl. Spec.	Cl. of St.	Plate No.
										M.R. L.M.	
SUMMARY OF STOCK ITEMS USED ON FLYING CONTROLS IN CENTRE FUSELAGE, ASSEMBLY											
28D/12531	A25/3C						Bolt , 2 BA, hex. head, .75 long		C
28D/12532	A25/4C						Bolt , 2 BA, hex. head, .85 long		C
28M/12929	A27/CP						Nut , 2 BA, plain		C
28M/13879	A29/NP						Nut , 1/2" BSF, plain		C
28M/6036	AGS.759/H						Nut , lock, 1/2" BSF...		C
28P/12462	SP9/C8						Pin , split, 1/16" dia. x 1" long		C

**CONTROLS
FLYING CONTROLS IN CENTRE FUSELAGE**


Ref. No.	Part No.	1	2	3	4	5	Description	No. off	Matl. Spec.	Cl. of St.	Plate No.
										M.R. L.M.	

**CONTROLS
FLYING CONTROLS IN REAR FUSELAGE**

Ref. No.	Part No.	Description	No. off	Matl. Spec.	Cl. of Equip.		Plate No.
					M.R.	L.M.	
	E.A3.45.385	CONTROLS, FLYING, IN REAR FUSELAGE, ASSEMBLY	—	—	—	—	
		Spares for:—					
67	EEAS.13/1	BOLT , special, connecting control tube	8	S.11		C	
68	EEAS.14	BUSH , at control tube joints	8	S.11		C	
	E.A1.45.601	LEVERS, CONTROL, AND MOUNTING OF BRACKETS AT FRAME 42, GROUP ...	1	—		—	
		Spares for:—					
2741	EEAS.13/7	BOLT , special, mounting, rudder control lever ...	1	S.96		C	
2740	EEAS.13/6	BOLT , special, mounting, elevator control lever ...	1	S.96		C	
319	E.A1.45.561	LEVER, CONTROL, RUDDER, GROUP	1	—		B	
		Spares for:—					
2A/9500410	HOFFMANN CS.1	BEARING , ballrace, centre	2	—		B	
	E.A1.45.575	BOBBIN , mounting and ballrace housing	1	L.40		—	
21671	E.A1.45.577	BUSH , distance, between centre ballraces	1	L.40		C	
34010	E.A1.45.569	LUG , end, control connecting, c/w ballrace	2	—		B	
991	E.A1.45.1193	LEVER, CONTROL, ELEVATOR, GROUP	1	—		B	
		Spares for:—					
2A/9500410	HOFFMANN CS.1	BEARING , ballrace, control lever mounting	2	—		B	
2A/9500463	SKEFKO CBA.2	BEARING , ballrace, for control levers	2	—		B	
	E.A1.45.573	BOBBIN , mounting, and pivot for control levers	1	L.40		—	
	E.A1.45.577	BUSH , distance, between ballraces	2	L.40		—	
75	EEAS.3/D	HOUSING , ballrace	1	L.40		C	
92	EEAS.4/20 C	WASHER , packing	4	L.72		—	
3569	EEAS.63/E	NUT , special	8	S.96		C	
3570	EEAS.127	PIECE , distance, control tube connection	8	S.96		C	
2141	E.A3.45.267	TUBE , control, rudder and elevator, lettered "Do Not Handle"	2	—		C	
3584	E.A3.45.375	TUBE, CONTROL, RUDDER AND ELEVATOR, GROUP	2	—		B	
		Spares for:—					
3226	EEAS.130	FITTING , end, ballrace	1	DTD.683		C	
4620	E.A3.45.387	TUBE, ELEVATOR, REAR FUSELAGE, GROUP	1	—		C	
		Spares for:—					
1683	EEAS.47/2	END , fork, adjuster fitting	1	DTD.683		C	
21073	E.A3.45.115	TUBE, RUDDER, REAR FUSELAGE, GROUP ...	1	—		B	
		Spares for:—					
1683	EEAS.47/2	END , fork, adjuster fitting	1	DTD.683		C	
3589	E.A3.45.393	TUBE, RUDDER, FROM CONTROL ARM TO RUDDER, GROUP	1	—		B	
		Spares for:—					
1683	EEAS.47/2	END , fork, adjuster fitting	1	DTD.683		C	
3588	E.A3.45.317	TUBE, ELEVATOR, FROM CONTROL ARM TO ELEVATOR, GROUP	1	—		B	
		Spares for:—					
1683	EEAS.47/2	END , fork, adjuster fitting	1	DTD.683		C	

Ref. No.	Part No.	1	2	3	4	5	6	Description	off	Matl. Spec.	Cl. of Equip.	Plate No.
											M.R.	

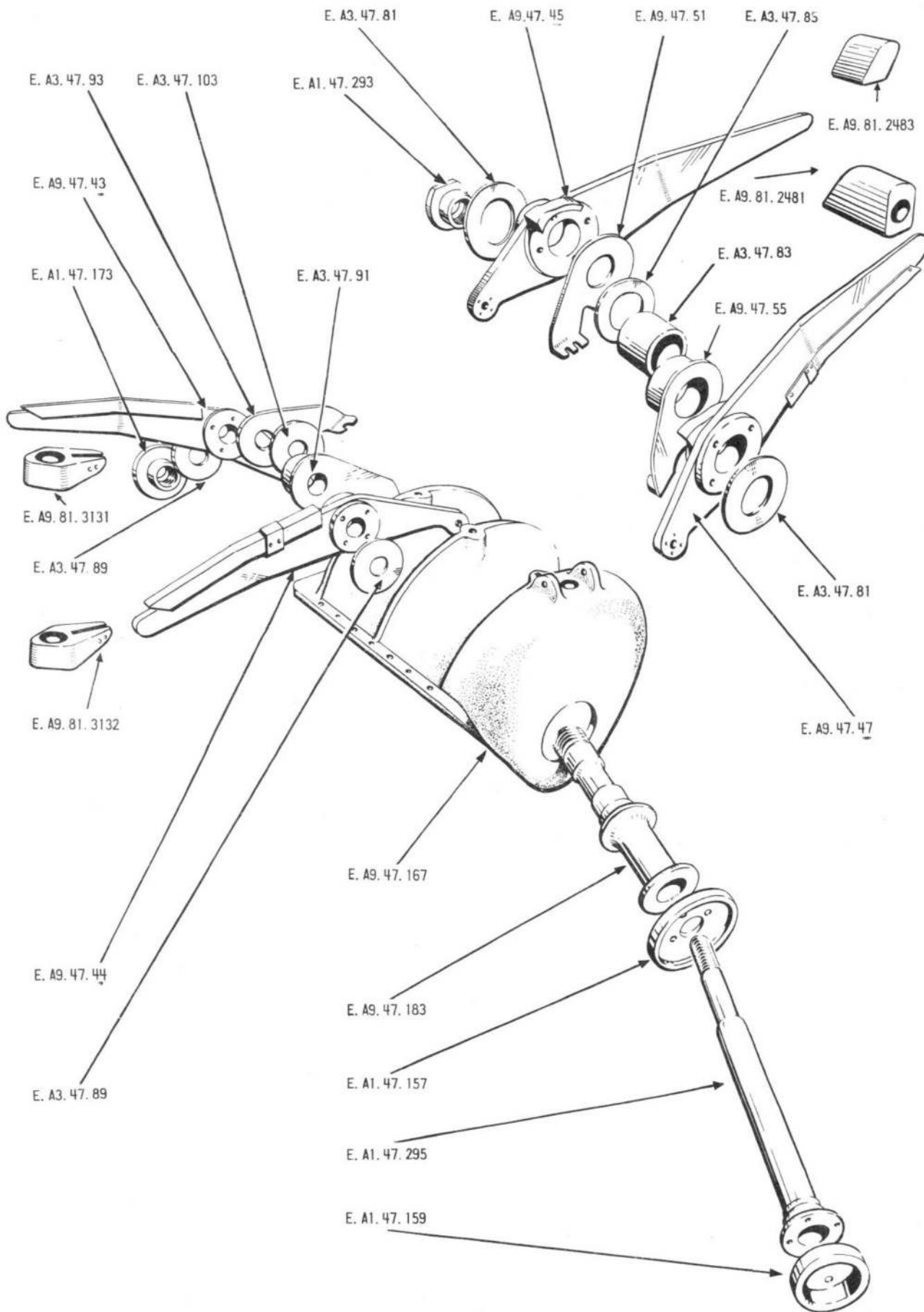
Pages 227 to 236 not issued



**CONTROLS
FLYING CONTROLS IN REAR FUSELAGE**

Ref. No.	Part No.	Description						No. off	Matl. Spec.	Cl. of Equip.		Plate No.
		1	2	3	4	5	6			M.R.	L.M.	
SUMMARY OF STOCK ITEMS USED ON FLYING CONTROLS IN REAR FUSELAGE, ASSEMBLY												
28D/1200119	A25/4C	Bolt,	2	BA	C	
28D/9133013	A25/5C	Bolt,	2	BA	C	
28M/9403520	A27/CP	Nut,	2	BA	C	
28M/1006473	A27/CT	Nut,	2	BA	C	
28M/13879	A29/NP	Nut,	1/2"	BSF	C	
28M/7683	AGS.572/A	Nut,	1/4"	BSF	C	
28P/9527619	SP.90/C7	Pin,	split,	1/8" dia. x 1" long	C	
28W/9419402	SP.13/C	Washer	C	
28W/9419475	SP.15/C	Washer	C	
28W/9419405	SP.15/E	Washer	C	

Ref. No.	Part No.							No. off	Matl. Spec.	Cl. of Equip.	Plate No.
		1	2	3	4	5	6			M.R. L.M.	



ENGINE CONTROLS IN NOSE FUSELAGE


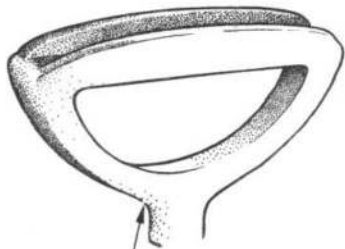
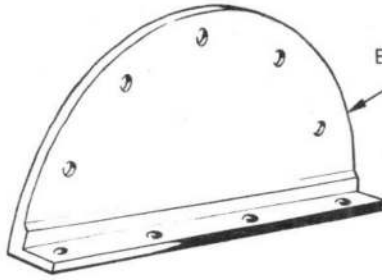


Plate C2/8



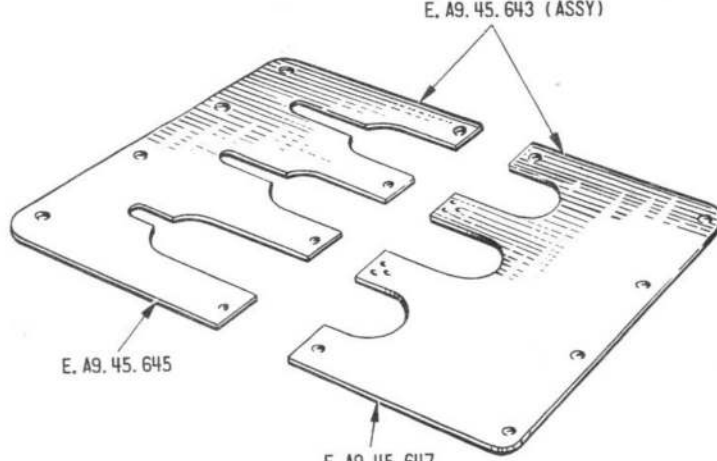
E. B7. 45. 41



E. A1. 45. 361



E. B7. 45. 49



E. A9. 45. 643 (ASSY)



E. B7. 45. 39

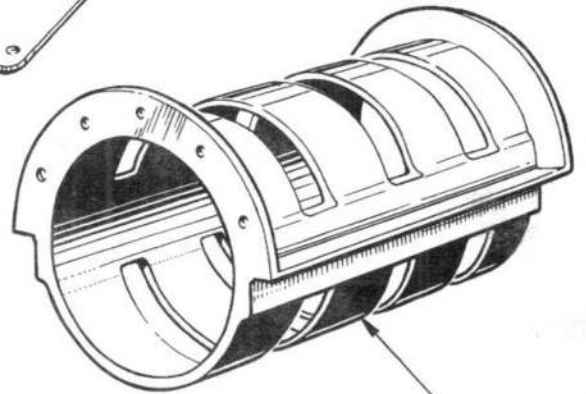
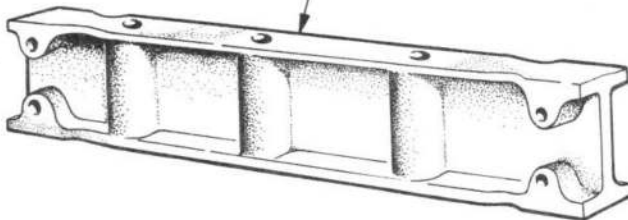


E. A3. 45. 27

E. A9. 45. 645

E. A9. 45. 647

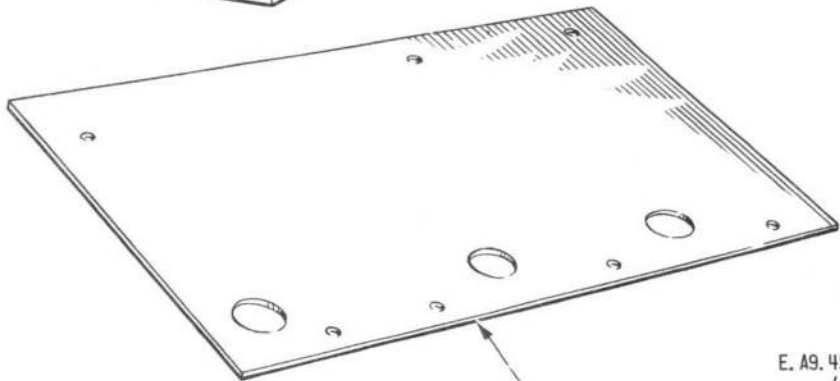
E. A3. 45. 121 & 123



E. A1. 45. 349



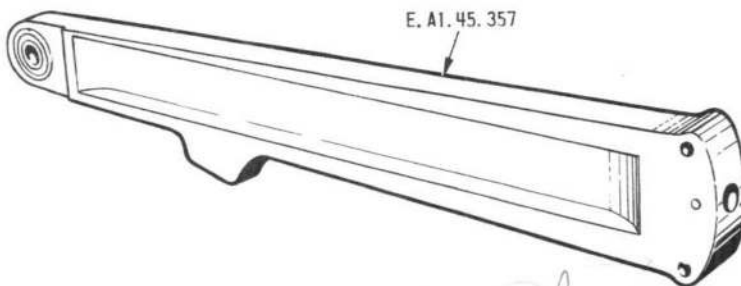
E. B7. 45. 45



E. A9. 45. 551

E. A1. 45. 345 (ASSY)

E. A1. 45. 357



E. A9. 45. 73



This file was downloaded
from the RTFM Library.

Link: www.scottbouch.com/rtfm

Please see site for usage terms,
and more aircraft documents.

