

## Chapter 19

### MICRO SWITCH, TYPE DN 1077Z

#### LIST OF CONTENTS

	<i>Para.</i>		<i>Para.</i>
<i>Introduction</i> ... ..	1	<b>Installation</b> ... ..	4
<b>Description</b> ... ..	2	<b>Servicing</b> ... ..	5

#### LIST OF ILLUSTRATIONS

	<i>Fig.</i>		<i>Fig.</i>
<i>Micro switch, Type DN 1077Z</i> ... ..	1	<i>Circuit diagram</i> ... ..	3
<i>Terminal arrangement</i> ... ..	2		

#### LIST OF APPENDICES

	<i>App.</i>
<i>Leading particulars</i> ... ..	1

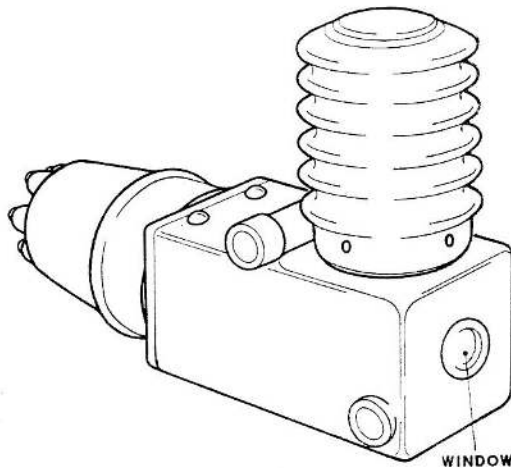


Fig. 1. Micro switch, Type DN 1077Z

F.S./1

#### Introduction

1. The micro switch, Type DN 1077Z is described in this chapter. The various Marks differ as detailed in Leading Particulars of Appendix 1.

#### DESCRIPTION

2. A general view of the switch is shown in fig. 1. It is designed for operation on d.c. or a.c.; at 30-volts d.c. or 120-volts, 50 c/s a.c., the contacts will carry a non-inductive load of 5 amp. per contact.

3. The switch has six 6 B.A. terminal screws as shown in fig. 2 and may be fitted with one of four types of rubber weatherproof cable entry grommet. The case is hermetically sealed and the moisture indicating window

**RESTRICTED**

changes from blue to pink with the ingress of moisture into the case.

#### INSTALLATION

4. The switch will accept insulated crimped terminals of  $\frac{9}{32}$  in. tongue width.

#### SERVICING

5. Little servicing is possible on this switch apart from checking security of fixing and freedom from damage. A switch with the moisture indicating window coloured pink, indicating ingress of moisture, must be renewed.

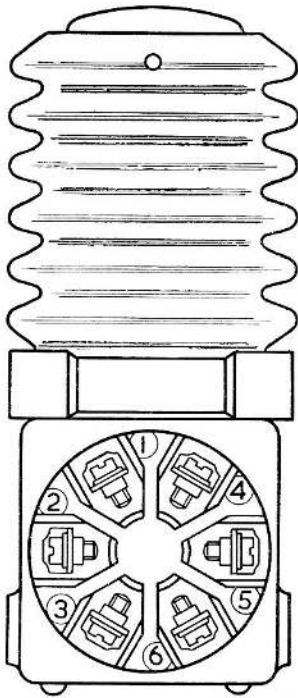


Fig. 2. Terminal arrangement

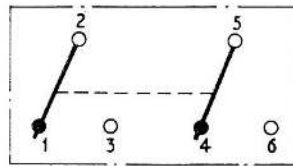


Fig. 3. Circuit diagram

**RESTRICTED**

## Appendix 1

### LEADING PARTICULARS

#### General

<i>Free movement</i>	...	...	...	...	0.055 in. max.
<i>Overtravel</i>	...	...	...	...	0.230 in. min.
<i>Oblique loading</i>	...	...	<i>Up to 25° from centre line of button</i>		
<i>Differential...</i>	...	...	...	...	0.020 in. max., 0.006 in. min.
<i>Overall dimensions</i>	...	...	...	...	3.73 in. × 1.18 in. × 2.88 in.

#### Type

Type	Ref. No.	Load to operate	Load at maximum travel
DN 1077Z Mk. 1	—	10.5 lb. max.	25 lb.
DN 1077Z Mk. 2	—	13 lb. max.	27 lb.
DN 1077Z Mk. 3	—	25 lb. max.	48 lb.

This file was downloaded  
from the RTFM Library.

Link: [www.scottbouch.com/rtfm](http://www.scottbouch.com/rtfm)

Please see site for usage terms,  
and more aircraft documents.

