

FUSELAGE - COMPLETE

Issued on A.L. No. 1

Page J. 1

REF. NO.	PART NO.	DESCRIPTION					NO OFF	MATL SPEC	MR. CL. of - ST.	PLATE NO.
		1	2	3	4	5				
	C.177080	<u>FUSELAGE, COMPLETE ASSEMBLY.</u>					-	-		
	B.187390	Accumulator mounting assembly.					-	-		
4467	C.199357	Cover.					1	-	MR/C	
1238	C.187280	Platform, for accumulator group.					1	-	B	J.1
1239	F.187286	Bolt, special, for wing nut (may be made from A25.15.J).					4	S.94.B	C	J.1
2675	F.187287	Bolt, earthing (may be made from A25.15.G).					1	S.94.B	MR/C	J.1
50Z/1947	-	Block, terminal, dummy type.					1	-		
5J/3010	-	Plate, locking, at wing bolt.					4	-	C	
3730	STD.499/10	Plate, locking, for earthing bolt.					1	L.3	MR/C	J.1
3728	STD.174/4	Ring "D", for wing bolt.					4	-	MR/C	4
1240	C.187288	Tray, drip.					1	Cellulose Acetate	C	J.1
3800	STD.1509/4/ 080	Tube, distance, 3/8" o/d x 22 s.w.g. x .8" long.					1	T.4	MR/C	4
3777	STD.1335/G18	Washer, for earthing bolt. (Referenced 26AQ/2589 for Admiralty).					1	L.4	MR/C	4
4468	B.199583	Strap, group.					1	-	MR/B	
4469	F.159015	Spring, (Referenced 26AQ/3054 for Admiralty).					1	Steel	C	
1241	A.187391	Tube, supporting.					2	T.4	C	J.1
3801	STD.1509/24/ 068	Tube, distance, 3/8" o/d x 17 s.w.g. x .68" long.					12	T.4	MR/C	4
4049	F.196154	Bolt, attaching front fuselage to centre fuselage.					31	S.96.B	MR/C	
-	E.179899	Centre Portion, Assembly. (See Page J.7).					1	-	-	
-	E.177470	Front Portion, Assembly. (See Page J.49).					1	-	-	
23	C.177079	Nose Piece, group.					1	-	A	J.1
923	A.183705	Bracket, mounting, ram air pipe.					1	S.3	C	J.1
	C.177032	Cone, camera.					1	L.59		
3776	STD.1306/J/ 20	Coupling, flexible (Make from 32C/447).					1	DTD265	MR/C	4
3751	STD.842/12	Clip, 7/16" wide x 22 s.w.g. x 1.2" long.					2	S3 or S84	MR/C	J.1
752	STD.1166/8	Clip, half.					1	S3 & T26	C	J.1
924	STD.1682/12	Clip, at ram air pipe joint.					1	S3 & T26	C	J.1
925	F.166143	Fork, attachment to front portion.					2	S.1	C	J.1
926	F.166291	Fork, attachment to front portion.					2	S.1	C	J.1
4242	STD.1231/7	Lug, locking.					2	S.3	C	4
930	A.129354	Pad, sealing, camera cone.					1	"Sorbo Rubber"	C	J.1

RESTRICTED

FUSELAGE - COMPLETE

Page J.2

Issued on A.L. No.1

REF. NO	PART NO	DESCRIPTION					NO OFF	MATL SPEC	MR. CL. of ST.	PLATE NO
		1	2	3	4	5				
931	A.185952						1	DTD610	C	J.1
932	A.181097						1	L.54	C	J.1
933	F.181098						1	Felt	C	
4262 †	F.187642						1	L.54	MR/C	
3965	F.197426						1	DTD610	MR/C	
4662	F.200460						1	L.65.C	C	J.1
934	B.172056						1	"Onazote"	A	J.1
929	F.178677						4	Rubber	C	J.1
1715	STD.1744/12						1	Silicone	C	J.1
1850	C.177079/1						1	DTD610	B	J.1
1851	C.177079/2						1	DTD610	B	J.1
927 †	F.166156						2	S1 & S3	C	J.1
2688	F.195021						2	S1 & S3	MR/C	J.1
928	F.178678						4	S.1	C	J.1
-	STD.1507/25/ 150						4	T.26	-	
935	STD.1546/16/ 18						2	DTD610	C	4
	C.190724-5						-	-		
1190 †	C.190563						1	DTD610	C	J.1
1191 †	C.190564						1	DTD610	C	J.1
1192 †	C.184361						1	DTD610	C	J.1
1193 †	C.184362						1	DTD610	C	J.1
1194 †	C.184363						1	DTD610	C	J.1
1195 †	C.184364						1	DTD610	C	J.1
1196 †	C.190413						1	DTD610	C	J.1
1197 †	C.190414						1	DTD610	C	J.1
-	C.190970						1	-	-	
353	B.187123						1	-	A	J.2
942	F.174429						1	S.94.B	C	J.2
945	STD.1716.G						1	H.T.S.	C	J.2
943	F.174430						1	S.94.B	C	J.2

† For details see piping chart.

FUSELAGE - COMPLETE

Issued on A.L. No. 1

Page J.3

REF. No.	PART No.						DESCRIPTION	No OFF	MATL. SPEC.	MR. CL of ST.	PLATE No.
		1	2	3	4	5					
944	F.174435					Washer.	1	DTD364	C	J.2	
4932	C.193535					Tail cone, group.	1	-	A	J.2	
937	King Aircraft Corp. C.3102					Housing, fastener.	4	-	C	J.2	
936	A.190637					Panel, access.	1	DTD610	C	J.2	
938	F.190633					Spigot, lower, port.	1	DTD364	C	J.2	
939	F.190634					Spigot, lower, starboard.	1	DTD364	C	J.2	
940	F.168707					Spigot, upper.	2	DTD364	C	J.2	
941	F.168708					Washer.	4	Rubber	C	J.2	

FUSELAGE - COMPLETE

Issued on A.L. No. 1.

REF. NO.	PART NO.	DESCRIPTION					NO OFF	MATL. SPEC.	MR CL of ST.	PLATE NO.
		1	2	3	4	5				
	C.198779	<u>WING JOINT PIN ASSEMBLY</u>					-	-		
	B.191115	Wing joint pins, main spar, assembly.					-	-		
1053	A.191114	Bush, split taper					4	S.99.B	C	J.2
28M/13145	A27/QS	Nut, slotted					4	-	C	
28P/12465	SP.9/G12	Pin, split					4	-	C	
1054	A.191113	Pin, taper					4	S.99.B	C	J.2
1055	F.191024	Washer, cap					4	S.95.B	C	J.2
	B.191116	Wing joint pins, rear spar, assembly.					-	-	-	
1056	A.191135	Bush, split taper.					4	S.99.B	C	J.2
28M/13259	A27/NS	Nut, slotted					4	-	C	
28P/12463	SP.9/E10	Pin, split					4	-	C	
1057	A.191134	Pin, taper					4	S.99.B	C	J.2
1058	F.191136	Washer, cap					4	S.95.B	C	J.2
	B.198079	Wing joint pins, nose spar, assembly					-	-		
1303	F.184432	Pin					2	S.96.B	C	J.2

FUSELAGE - COMPLETE

REF. No.	PART No						DESCRIPTION	No OFF	MATL. SPEC	MR CL of ST.	PLATE No
		1	2	3	4	5					
<u>SUMMARY OF STOCK ITEMS</u>											
28D/12528	A25.1.B					Bolt, 4 B.A.					
28D/12513	A25.2.C					Bolt, 2 B.A.					
28D/12531	A25.3.C					Bolt, 2 B.A.					
28D/12629	A25.8.C					Bolt, 2 B.A.					
28D/12539	A25.16.C					Bolt, 2 B.A.					
28D/12674	A25.9.E					Bolt, 1/4" B.S.F.					
28D/12569	A25.10.E					Bolt, 1/4" B.S.F.					
28D/12824	A25.4.J					Bolt, 3/8" B.S.F.					
28D/13554	A25.5.J					Bolt, 3/8" B.S.F.					
28D/8307	AS.1242/2C					Bolt, 2 B.A.					
28M/12929	A27.C.P.					Nut, 2 B.A.					
28M/13375	A27.G.P.					Nut, 5/16" B.S.F.					
28M/13123	A27.J.S					Nut, 3/8" B.S.F.					
28M/10286	AGS.2001/A1					Nut, 6 B.A.					
28M/10288	AGS.2001/C1					Nut, 2 B.A.					
28M/10290	AGS.2001/E1					Nut, 1/4" B.S.F.					
28M/10291	AGS.2001/G1					Nut, 5/16" B.S.F.					
28M/10327	AGS.2002/B1					Nut, 4 B.A.					
28M/807	AGS.120.E					Nut, wing 3/8".					
28F/901	SP.4.F.11					Pin					
28F/12462	SP.9.C8					Pin, split.					
28F/12262	SP.9.E6					Pin, split					
28D/13128	AS.3294.2C					Screw, 2 B.A.					
28W/12295	SP.15.C					Washer, 2 B.A.					
28M/12352	SP.10.E					Washer, shim					
28W/12395	SP.15.E					Washer, 1/4" dia.					
28W/12254	SP.13.G					Washer, 5/16" dia.					
28W/12322	SP.16.J					Washer, 3/8" dia.					
28W/3092	AGS.163.F					Washer, spring					

FUSELAGE - CENTRE PORTION

REF. NO.	PART NO.						DESCRIPTION	NO OFF	MATL. SPEC.	MR CL of ST.	PLATE NO.
		1	2	3	4	5					
	E.179899 D.179303	<u>FUSELAGE CENTRE STRUCTURE ASSEMBLY</u>									
		Attachment of stringers from nose spar to frame 20, assembly.					-	-	-		
960	F.184105	Bolt, special, at stringer 'C' and 'H'.					4	S.95B	C		J5
	Std.1551	Bolt, attaching stringer 'C' and 'H'.					8	S.99B	-		5
	3.120 Std.1551	Bolt, attaching stringer 'C' and 'H'.					4	S.99B	-		5
	3.100 A.178936	Fitting, attachment, at stringer 'C' and 'H'.					4	S.98B	-		
963	F.170740	Nut, special, at stringer 'C' and 'H'.					4	S.98B	C		J5
962	A.178929	Spigot, at stringer 'C' and 'H'.					4	S.98B	C		J5
961	F.184104	Tab, locking, at stringer 'C' and 'H'.					4	S.3	C		J5
	F.178931	Tube, distance, at stringer 'C' and 'H'.					2	DTD.364	-		
	D.179304	Attachment of stringer at frame 21 assembly.					-	-	-		
2418	F.178919	Angle, fitting, at stringer 'K'.					4	Stpg.	MR/C		J6
2419	F.178920	Angle, fitting, at stringer 'K'.					4	Stpg.	MR/C		J6
3832	Std.1553	Bolt, special, at stringer 'K'.					8	S.99B	MR/C		J6
	E.65										
3833	Std.1553	Bolt, special, at stringer 'K'.					4	S.99B	MR/C		J6
	E.55										
2420	B.182214	Fitting, for aircraft slinging bolt.					2	Stmpg.	MR/C		J4
	D.186562	Attachment of stringers at main spar and frame 26 assembly.					-	-	-		
1243	F.188622	Angle, at stringer 'K', starboard only.					1	DTD.610	MR/C		J6
4447	Std.1553/J /390	Bolt, at stringer 'K'.					4	S.99B	MR/C		J6
1242	F.188620	Eye-bolt, at stringer 'K', starboard only.					2	S.1	MR/C		J6
2421	A.179650	Fitting, angle, at stringer 'K'.					4	Stmpg.	MR/C		J6
2422	A.178809	Fitting, angle, at stringer 'K'.					4	Stmpg.	MR/C		J6
2423	F.179742	Tube, distance, at stringer 'K'.					4	DTD.364	MR/C		J6
1244	Std.1550/ 35/12	Washer, packing, for eye bolt at stringer 'K'.					1	DTD.610	MR/C		4
4691	Std.1547/ 26/12	Washer, profile, at stringer 'J' main spar (referenced for admiralty 26AQ/1477).					8	DTD.610	MR/C		4
	D.186820	Attachment of stringers, frames 27-30 and 32-38, assembly.					-	-	-		

RESTRICTED

FUSELAGE - CENTRE PORTION

REF. NO.	PART NO.						DESCRIPTION.	NO OFF	MATL. SPEC.	MR. CL of ST.	PLATE NO
		1	2	3	4	5					
	F.197126					Stud, earthing, at stringer 'K' frame 35.	2	S.94B	MR/C		
4619	Std.1335 E.18 D.186498					Washer.	2	L.4	MR/C	4	
						Attachment of stringers from rear spar to frame 40, assembly.	-	-	-		
3835	Std.1553.J. 300					Bolt, at stringer 'J'.	4	S.99B	MR/C	J6	
3834	Std.1553.L. 320					Bolt, at stringer 'K'.	4	S.99B	MR/C	J6	
3824	Std.1551.2. 85					Bolt, at stringer 'K'.	8	S.99B	MR/C	J6	
3825	Std.1551.3. 105					Bolt, at stringer 'K'.	8	S.99B	MR/C	J6	
3853	A.188276					Bolt, special, at rear access door to engine.	1	S.99B	MR/C	J6	
2435	A.168436					Fitting, attachment, at stringer 'J'.	4	Stmpg.	MR/C	J6	
2424	A.178816					Fitting, attachment, at stringer 'K'.	4	Stmpg.	MR/C	J6	
2426	F.178865					Tube, distance, at stringer 'J'.	4	DTD.364	MR/C	J6	
2427	F.178881					Tube, distance, at stringer 'K'.	4	DTD.364	MR/C	J6	
	C.185879					Bracket, for flying controls, frames 27 to 28 assembly.	-	-			
	B.185881					Bracket, port group.	1	DTD.610	-		
	B.185882					Bracket, starboard group.	1	DTD.610	-		
3196	A.185883					Plate, nut, port.	1	DTD.610	MR/C	-	
3197	A.185884					Plate, nut, starboard.	1	DTD.610	MR/C	-	
3195	B.185887					Plate, nut.	2	DTD.610	MR/C	-	
	D.184380					Bracket, for aileron control, rear spar to frame 33, assembly.	-	-			
	B.184389					Bracket, mounting, for air supply valve.	1	-			
	D.184002					Bracket, for flying controls, frames 23 to 24, assembly.	-	-			
	B.184003					Bracket, port.	1	DTD.610			
	B.184004					Bracket, starboard.	1	DTD.610			
2430	F.184005					Plate, nut.	2	DTD.610	C	-	
	C.185176					Channel, for rear engine mounting, port group.	1	-			
	C.185177					Channel, for rear engine mounting, starboard group.	1	-			
	F.178366					Angle.	4	DTD.364			
	A.178367					Block.	2	-			
	C.185178					Diaphragm, top, port.	1	DTD.610			
	C.185179					Diaphragm, top, starboard.	1	DTD.610			

FUSELAGE - CENTRE PORTION

REF. No.	PART No.					DESCRIPTION	No OFF	MATL. SPEC.	MR. CL of ST.	PLATE No.
		1	2	3	4					
	C.185180				Diaphragm, bottom, port.	1	DTD.610			
	C.185181				Diaphragm, bottom, starboard.	1	DTD.610			
	B.186351				Plate, reinforcing, port.	1	DTD.166			
	B.186352				Plate, reinforcing, starboard.	1	DTD.166			
	D.188544				Doors and access panels, assembly.	-	-			
3929	E.192801				Door, access to engine starter, group.	1	-	A	J3	
1245	B.188124				Hinge.	1	DTD.166	C	-	
1246	B.187909				Lid, for aerial box.	1	DTD.610	C	-	
965	King Aircraft Corp. C.3099				Toggle, housing.	1	-	C	J7	
1	C.177201				Panel, access for fuel pump.	1	DTD.610	A	J3	
4449	C.200309				Panel, access for fuel system, group.	1	-	A	J3	
4448	F.199061				Cover, for drain valve.	1	-	MR/C	J3	
3930	E.192802				Panel, access to engine, group.	1	-	A	J3	
28E/	"Terry" 80 x 12				Clip.	2	-			
984	B.188540				Hook, for securing door to fuselage.	3	Stpg.	C	J7	
1246	B.187909				Lid, for aerial box.	1	DTD.610	C	J7	
4017	B.193148				Panel louvre assembly.	2	-	C	J7	
4018	B.193145				Packing, for louvre panel.	2	DTD.610	C	-	
4737	F.197737				Plate, retaining "Terry" clips.	2	DTD.610	C	-	
965	King Aircraft Corp. C.3099				Toggle, housing.	3	-	C	J7	
	Std.1507/23 /060				Tube, distance, 5/16" o/d x 17 s.w.g. x 6" long (make from 30A/975).	3	T.26			
	Std.1507/23 /080				Tube, distance, 5/16 o/d x 17 s.w.g. x 8" long (make from 30A/975).	6	T.26			
1247	B.187234				Panel, access, for gear box drive.	1	DTD.610	C	J3	
1875	A.194624				Panel, access to engine oil filter, port only.	1	DTD.610	C	J3	
1248	A.186342				Panel, access to dip stick for cold air turbine.	1	DTD.610	C	J4	
1249	B.186353				Panel, access to throttle control.	1	DTD.610	C	J3	
1250	A.187504				Panel, access to cooler outlet.	1	DTD.610	C	J7	
1251	B.187555				Panel, access to main engine mounting.	2	DTD.610	C	J3	
1252	C.186335				Panel, access to cold air unit.	2	DTD.610	C	J3	
1253	B.186147				Panel, access to front engine mounting, port.	1	DTD.610	C	J3	

RESTRICTED

FUSELAGE - CENTRE PORTION

REF. NO.	PART NO.						DESCRIPTION.	NO OFF	MATL. SPEC.	MR. CL of ST.	PLATE NO.
		1	2	3	4	5					
1254	B.186148					Panel, access to front engine mounting, stbd.	1	DTD.610	C	J3	
1255	B.190786					Panel, access to hydraulic filter.	1	DTD.610	C	J3	
969	B.179779					Panel, access to fuel vent connections.	2	DTD.610	C	J3	
970	B.179777					Panel, access to fuel level switches.	2	DTD.610	C	J3	
977	F.187455					Panel, access to suction relief valve.	2	DTD.610	C	J3	
4738	B.200691					Panel, louvre.	2	L.72	C	J3	
3851	Std.1700					Screw, securing fuel system access panel.	12	S.95B	C	5	
	D.178480					Spine Assembly.	-	-	-	-	
2434	C.184973					Landing, forward, port.	1	DTD.610	MR/C	J4	
2435	C.184974					Landing, forward, starboard.	1	DTD.610	MR/C	J4	
3198	B.186868					Landing, 1st intermediate, port.	1	DTD.610	MR/C	J4	
3199	B.186869					Landing, 1st intermediate, starboard.	1	DTD.610	MR/C	J4	
3200	A.186881					Landing, 2nd intermediate, port group.	1	DTD.610	MR/C	J4	
3201	A.186882					Landing, 2nd intermediate, starboard group.	1	DTD.610	MR/C	J4	
27FP/	Dzus.S5.325					Spring.	2	-	-	-	
3202	A.186885					Landing, 3rd intermediate, port group.	1	DTD.610	MR/C	J4	
3203	A.186886					Landing, 3rd intermediate, starboard group.	1	DTD.610	MR/C	J4	
27FP/	Dzus.S5.325					Spring.	2	-	-	-	
3204	B.186907					Landing, 4th intermediate, port.	1	DTD.610	MR/C	J4	
3205	B.186908					Landing, 4th intermediate, starboard.	1	DTD.610	MR/C	J4	
3206	B.186866					Landing, rear, port group.	1	DTD.610	MR/C	J4	
3207	B.186867					Landing, rear, starboard group.	1	DTD.610	MR/C	J4	
27FP/	Dzus.S.5.325					Spring.	6	-	-	-	
1754	B.193293					Panel, access for flying controls.	1	DTD.610	C	J3	
11	D.177331					Spine, forward portion.	1	DTD.610	A	J3	
1205	B.187065					Spine, 1st intermediate.	1	DTD.610	A	J3	
1206	B.187066					Spine, 2nd intermediate, group.	1	DTD.610	A	J3	
27FP/617	Dzus.E.F.5					Fastener.	10	-	C	-	
	45B										
1207	B.187067					Spine, 3rd intermediate.	1	DTD.610	A	J3	
13	C.177333					Spine, 4th intermediate.	1	DTD.610	A	J3	
14	C.177334					Spine, rear portion, group.	1	DTD.610	A	J3	
27FP/617	Dzus E.F.5					Fastener.	12	DTD.610	C	-	
	45.B										

FUSELAGE - CENTRE PORTION

REF. NO.	PART NO.						DESCRIPTION.	NO OFF	MATL. SPEC	MR. CL. of ST.	PLATE NO.
		1	2	3	4	5					
	D.189358					Ducts, servicing, between frames 37 and 40A, assembly.	-	-	-		
3759	Std.853/58					Clip, securing, 7/16" wide x 22 s.w.g. x 5.8" long (make from 30A/549).	2	S.3	MR/C	4	
3760	Std.853/70					Clip, securing, 7/16" wide x 7" long (make from 30A/549).	6	S.3	MR/C	4	
	A.189362					Duct.	2	T.9	MR/C	J6	
3385	A.189363					Duct.	2	T.9	MR/C	J6	
3386	A.189364					Duct.	2	T.9	MR/C	J6	
3387	A.189366					Duct.	2	T.9	MR/C	J6	
3388	A.191323					Flange, inner, port.	1	S.3	MR/C	-	
3389	A.191324					Flange, inner, starboard.	1	S.3	MR/C	-	
3390	A.189361					Flange, intermediate.	2	S.3	MR/C	-	
3391	A.189359					Flange, outer.	2	S.3	MR/C	-	
	B.199261					Duct, servicing, for fuel contents and jet pipe temperature.	-	-	-		
	B.199262					Duct, servicing, for fuel contents and jet pipe temperature.	-	-	-		
3741	Std.850/37					Clip, securing socket, 7/16" wide x 22 s.w.g. x 3.7" long (Make from 30B/1433).	2	DTD.610	MR/C	4	
4740	F.199263					Socket.	2	L.54	MR/C	-	
4741	B.199261/1					Tube.	2	L.54	MR/C	-	
	B.195155					Duct, for fuel level switch cable, port assy.	-	-	-		
	B.195156					Duct, for fuel level switch cables starboard assy.	-	-	-		
	B.195157					Duct.	2	T.9			
	C.188170					Ducts, for engine controls assembly.	-	-			
	Std.840/20					Clip, securing, 7/16" wide x 22 s.w.g. x 2" long (make from 30B/1433).	21	DTD.610	MR/C		
2440	C.188170/1					Duct, forward, 1/2" o/d x 22 s.w.g. x 31.8" long.	3	T.4	MR/C	J5	
2441	C.188170/2					Duct, centre, 1/2" o/d x 22 s.w.g. x 6" long.	3	T.4	MR/C	-	
2442	C.188170/3					Duct, aft, 1/2" o/d x 22 s.w.g. x 12" long.	3	T.4	MR/C	-	
	D.176274					Frame 18B, top portion.	1	DTD.364			
2443	D.176275					Frame 18B, lower portion, port.	1	DTD.364	MR/B	J5	
2444	D.176276					Frame 18B, lower portion, starboard.	1	DTD.364	MR/B	J5	
	E.179358					Frame 19, nose spar group.	1	-			
2446	A.181165					Angle, support, at bottom diaphragm, port.	1	DTD.610	MR/C	J9	
2445	A.181166					Angle, support, at bottom diaphragm, starboard.	1	DTD.610	MR/C	J9	

RESTRICTED

FUSELAGE - CENTRE PORTION

Page J.12

REF. NO.	PART NO.						DESCRIPTION.	NO OFF	MATL. SPEC.	MR. CL. of ST.	PLATE NO.
		1	2	3	4	5					
4694	A.195545					Angle, support, at bottom diaphragm.	1	DTD.610	MR/C	-	
4695	F.197436					Angle, bracket, securing gun heating pipes.	1	DTD.610	MR/C	-	
	A.181153					Angle, bottom, for skin attachment, port.	1	DTD.610			
	A.181154					Angle, bottom, for skin attachment, starboard.	1	DTD.610			
	B.181157					Angle, front, at bottom boom attachment, port.	1	DTD.610			
	B.181158					Angle, front, at bottom boom attachment, stbd.	1	DTD.610			
2447	C.181163					Angle, lower, for tank skin attachment, port.	1	DTD.610	MR/C	J9	
2448	C.181164					Angle, lower, for tank skin attachment, starboard.	1	DTD.610	MR/C	J9	
2449	F.182169					Angle, for stringer attachment, port.	3	DTD.610	MR/C	J9	
2450	F.182170					Angle, for stringer attachment, starboard.	3	DTD.610	MR/C	J9	
2451	F.182166					Bolt, at bottom boom joint.	10	S.2	MR/C	J5	
	A.196301					Bracket, mounting, for type 125 relay.	1	DTD.610			
2452	F.187392					Bracket, at bottom diaphragm.	1	DTD.610	MR/C	J5	
2453	F.187393					Bracket, at bottom diaphragm.	1	DTD.610	MR/C	J5	
2454	F.187395					Bracket, at bottom stiffener.	1	DTD.610	MR/C	J5	
2455	F.187397					Bracket, at bottom diaphragm.	1	DTD.610	MR/C	J5	
2456	F.187396					Channel, at bottom stiffener.	1	DTD.610	MR/C	-	
2457	A.181119					Channel, at bottom diaphragm.	1	DTD.610	MR/C	J9	
2459	A.181145					Channel, reinforcing, bottom, port.	1	DTD.610	MR/C	J9	
2460	A.181146					Channel, reinforcing, bottom, starboard.	1	DTD.610	MR/C	J9	
2461	B.181112					Channel, cross, at bottom diaphragm.	1	DTD.610	MR/C	J9	
2462	A.181120					Channel, at bottom diaphragm.	1	DTD.610	MR/C	J9	
2463	B.181115					Channel, lower, inner, port.	1	DTD.610	MR/C	J9	
2464	B.181116					Channel, lower, inner, starboard.	1	DTD.610	MR/C	J9	
2458	A.181121					Channel, lower, outer.	2	DTD.610	MR/C	J9	
2466	D.181101					Diaphragm. bottom, front.	1	DTD.610	MR/C	J9	
2467	D.181102					Diaphragm. bottom, rear.	1	DTD.610	MR/C	J9	
	B.181141					Finisher, bottom, at tank door landing, port.	1	DTD.364			
	B.181142					Finisher, bottom, at tank door landing, starboard.	1	DTD.610			
2468	B.181167					Landing, for fuel pump access door.	1	DTD.610	MR/C	J9	

RESTRICTED

HAL 2733/2

FUSELAGE - CENTRE PORTION

REF. NO.	PART NO.						DESCRIPTION	NO OFF	MATL. SPEC.	MR CL of ST.	PLATE NO.
		1	2	3	4	5					
	B.181133					Landing, bottom, for tank door.	2	DTD.364			
	C.181123					Plate, reinforcing, front, at lower boom joint, port.	1	DTD.166			
	C.181124					Plate, reinforcing, front, at lower boom joint, starboard.	1	DTD.166			
	C.181125					Plate, reinforcing, rear, at lower boom joint, port.	1	DTD.166			
	C.181126					Plate, reinforcing, rear, at lower boom joint, starboard.	1	DTD.166			
2469	B.181106					Stiffener, bottom.	1	DTD.610	MR/C	J9	
	C.181198					Spigot, fitting, port.	1	Stmpg.			
	C.181199					Spigot, fitting, starboard.	1	Stmpg.			
2470	F.178982					Stud, for fairlead.	4	S1 & S3	MR/C	J9	
2471	A.182167					Strip, fairing, at bottom boom attachment, port.	1	DTD.364	MR/C	J9	
2472	A.182168					Strip, fairing, at bottom boom attachment, starboard.	1	DTD.364	MR/C	J9	
2473	B.181160					Strap, at bottom diaphragm.	1	DTD.610	MR/C	J9	
	Std.1509/24/098					Tube, distance, 3/8" x 17 s.w.g. x .98" long (make up from 30B/557).	2	T.4	-		
	Std.1509/24/104					Tube, distance, 3/8" x 17 s.w.g. x 1.04" long (make up from 30B/557).	1	T.4	-		
	Std.1549/28/10					Washer, packing.	2	DTD.610			
	D.178147					Frame 20, group.	1	-			
	A.177464					Angle, port.	2	DTD.364			
	A.177465					Angle, starboard.	2	DTD.364			
2474	F.177466					Block, distance.	2	L.F.S	MR/C	J9	
2475	D.178147/4					Bottom, portion.	1	DTD.610	MR/C	J9	
2476	D.178147/5					Bottom, portion.	1	DTD.610	MR/C	J9	
2477	D.178147/6					Channel.	2	DTD.610	MR/C	J9	
2478	D.178147/7					Plate, doubling.	2	DTD.610	MR/C	J9	
4194	D.177457					Frame 21, group.	1	-	MR/C	J9	
2479	D.177457/4					Angle, port.	1	DTD.610	MR/C	J9	
2480	D.177457/5					Angle, starboard.	1	DTD.610	MR/C	J9	
2481	D.177457/7					Angle, bottom (supplied as D.177457/6 for spares).	1	DTD.610	MR/C	J9	
2482	D.177457/8					Angle, port.	2	DTD.610	MR/C	J9	
2484	D.177457/2					Diaphragm, bottom, port.	1	DTD.610	MR/C	J9	
2485	D.177457/3					Diaphragm, bottom, starboard.	1	DTD.610	MR/C	J9	
4696	C.186837					Plate, reinforcing.	1	DTD.166	MR/C	-	
2486	B.178914					Stiffener, port.	1	DTD.610	MR/C	J9	
2487	B.178915					Stiffener, starboard.	1	DTD.610	MR/C	-	
	E.177458					Frame 22, group.	1				
4699	F.195550					Angle, for clipping hydraulic pipes.	1	DTD.610	MR/C	J9	
4695	F.197436					Angle, for attaching gun heating pipes.	1	DTD.610	MR/C	-	
4701	F.197442					Bracket, for attaching electrical cables.	1	DTD.610	MR/C	-	
	B.177902					Channel.	1	DTD.610	MR/C	J9	

RESTRICTED

FUSELAGE - CENTRE PORTION

Page J.14.

REF. No.	PART No.						DESCRIPTION.	No OFF	MATL. SPEC.	MR. CL. of ST.	PLATE No.
		1	2	3	4	5					
2488	E.177458/4					Diaphragm, bottom portion.	1	DTD.610	MR/C	J9	
2489	A.178505					Piece, distance.	2	L.F.S	MR/C	J9	
2490	C.190360					Plate, reinforcing.	1	DTD.610	MR/C	J9	
4700	E.177459					Frame 23, group.	1	-			
	F.195241					Angle, for attaching hydraulic pipes.	1	DTD.610	MR/C	J9	
2491	B.177903					Channel.	1	DTD.610	MR/C	J9	
2492	E.177459/4					Diaphragm, bottom portion.	1	DTD.610	MR/C	J9	
2493	A.178546					Piece, distance.	2	L.F.S	MR/C	J9	
4438	B.186821					Plate, reinforcing.	1	DTD.610	MR/C	J9	
2495	E.177460					Frame 24, group.	1	-			
	E.177460/4					Diaphragm, bottom portion, port.	1	DTD.610	MR/C	J9	
2496	E.77460/5					Diaphragm, bottom portion, starboard.	1	DTD.610	MR/C	J9	
2497	D.177175					Frame 25, main spar, group.	1	-			
	D.177970					Angle, for tank support skin, port.	1	DTD.610	MR/C	J10	
2498	D.177971					Angle, for tank support skin, starboard.	1	DTD.610	MR/C	J10	
4703	F.195554					Angle, at bottom portion of frame.	1	DTD.610	MR/C	-	
2499	D.177968					Angle, for tank support skin, port.	1	DTD.610			
	D.177969					Angle, for tank support skin, starboard.	1	DTD.610			
2500	D.177961					Angle, bottom, for tank support skin.	1	DTD.610	MR/C	J10	
2501	D.177959					Angle, centre, for tank support skin, port.	1	DTD.610	MR/C	J10	
2501	D.177960					Angle, centre for tank support skin, starboard.	1	DTD.610	MR/C	J10	
2502	B.177827					Angle, at bottom portion of frame.	1	DTD.610	MR/C		
2502	D.177182					Boom, bottom, front.	1	DTD.364	MR/C	J10	
2503	D.177188					Boom, bottom, rear.	1	DTD.364	MR/C	-	
3826	Std.1551/8/315					Bolt, for fork fitting.	12	S.99B	MR/C	5	
1762	E.190266					Bolt, special, for fire extinguisher mounting.	2	S95,S96	C	J10	
3842	Std.1639.7.N.					Bolt, for fork fitting.	8	S2 or S11	MR/C	5	
1764	B.190273					Bracket, locating, for fire extinguisher mounting.	1	S3, T26	C	-	
2504	F.177893					Bracket, for attaching stringers.	4	DTD.610	MR/C		
	F.177894					Bracket, for attaching stringers.	4	DTD.610	MR/C		
2504	A.177433					Channel, centre, at lower portion of frame.	2	DTD.610	MR/C	-	
2505	A.177432					Channel, outer, at lower portion of frame.	2	DTD.610	MR/C	-	

FUSELAGE - CENTRE PORTION

REF. NO.	PART NO.					DESCRIPTION.	NO OFF	MATL. SPEC.	MR CL. of ST.	PLATE NO.
		1	2	3	4					
2506	A.177434					Channel, inner, at lower portion of frame.	2	DTD.610	MR/C	-
4704	F.193326					Channel, mounting, for J.B.1.	1	DTD.610	MR/C	-
4705	F.193327					Channel, mounting, for J.B.1.	1	DTD.610	MR/C	-
2507	B.177191					Channel, at bottom centre of frame.	2	DTD.610	MR/C	J10
	D.177178					Fork, fitting, top starboard, bottom starboard.	2	Stmpg.		
	D.177179					Fork, fitting, top starboard, bottom port.	1	Stmpg.		
	E.177177					Member, cross, for hinge fitting attachment.	2	Stmpg.		
3836	Std.1556/8					Nut, for fork fitting (referenced 26AQ/1362 for Admiralty).	12	S.1	MR/C	5
4706	F.193436					Packing, at mounting channel for J.B.1.	1	DTD.610	MR/C	-
	A.177710					Piece, packing, at lower portion of frame.	2	DTD.610		
4436	B.198017					Plate, reinforcing, at bottom rear of frame.	1	DTD.610	MR/C	-
4437	B.198018					Plate, reinforcing, at bottom rear of frame.	1	DTD.610	MR/C	-
4033	B.177184					Plate, reinforcing, at bottom forward of frame, starboard.	1	DTD.546	MR/C	J10
2509	B.177185					Plate, reinforcing, at bottom forward of frame, port.	1	DTD.610	MR/C	J10
4211	Std.1687/2					Saddle, for clipping electrical cables.	1	DTD.610	MR/C	5
2510	D.177180					Web, forward.	1	DTD.610	MR/C	J10
2511	D.177186					Web, rear	1	DTD.610	MR/C	-
4707	Std.915/A/14					Washer, for relay mounting bracket.	4	DTD.610	MR/C	4
	D.184311					Frame 26 group.	1	-	-	
	F.184718					Ring, reinforcing, at bottom diaphragm.	2	DTD.610	MR/C	
3209	B.184321					Stiffener, at bottom diaphragm.	1	DTD.364	MR/C	J10
3210	A.184332					Stiffener, at bottom diaphragm, port.	1	DTD.610	MR/C	J10
3211	A.184333					Stiffener, at bottom diaphragm, starboard.	1	DTD.610	MR/C	J10
3212	C.184315					Stiffener, edge for air intake duct, port.	1	DTD.610	MR/C	J10
3213	C.184316					Stiffener, edge, for air intake duct, stbd.	1	DTD.610	MR/C	J10
2470	F.178982					Stud, for fairlead.	4	S.3	MR/C	-
3208	D.184313					Web, lower portion.	1	DTD.610	MR/C	J10
	C.184314					Web, centre portion.	1	DTD.610		

RESTRICTED

FUSELAGE - CENTRE PORTION

Page J.16

REF. No.	PART No.						DESCRIPTION.	No OFF	MATL. SPEC.	MR. CL. of ST.	PLATE No.
		1	2	3	4	5					
	D.184633					Frame 27, group.	1	-	-		
	B.184624					Angle, for tank skin, port.	1	DTD.610	-		
	B.184625					Angle, for tank skin, starboard.	1	DTD.610	-		
	B.184626					Cover, for tank, at lower portion of frame.	2	DTD.610	-		
3215	D.184631					Diaphragm, port.	1	DTD.610	MR/C	J10	
3216	D.184632					Diaphragm, starboard.	1	DTD.610	MR/C	J10	
	C.184628					Diaphragm, centre.	1	DTD.610	-		
	D.185528					Frame 28 group.	1	-	-		
	F.191941					Angle for engine control clamp.	1	DTD.610	MR/C	J10	
3218	A.190243					Angle, doubling, port.	1	DTD.610	MR/C	-	
3219	A.190244					Angle, doubling, starboard.	1	DTD.610	MR/C	J10	
3220	A.189229					Angle, starboard only.	1	DTD.610	MR/C	-	
3226	B.185541					Angle, at lower portion of frame.	1	DTD.364	MR/C	J10	
3227	A.185546					Angle, at lower portion of frame, port only.	1	DTD.610	MR/C	-	
	A.185547					Angle, support, port.	1	DTD.610	MR/C	J10	
	A.185548					Angle, support, starboard.	1	DTD.610	MR/C	J10	
3217	D.185530					Frame, bottom outer portion.	1	DTD.610	MR/C	J10	
3224	A.187366					Gusset-bracket, supporting tank floor structure, port.	1	DTD.610	MR/C	-	
3225	A.187367					Gusset-bracket, supporting tank floor structure, starboard.	1	DTD.610	MR/C	-	
1256	F.184542					Lug, for gearbox mounting.	1	DTD.610	C	J10	
1257	A.188563					Lug, for gearbox mounting.	1	DTD.610	C	J10	
3228	F.185569					Nut-plate, for tank supporting skin.	4	S.3	MR/C	J10	
3221	A.190715					Plate, reinforcing.	1	DTD.610	MR/C	-	
3222	B.185539					Stiffener, at lower portion of air intake duct.	1	DTD.364	MR/C	J10	
3223	B.189230					Stiffener, at lower portion of frame.	1	DTD.610	MR/C	-	
	D.184788					Frame 29 group.	1	-	-		
3232	A.186930					Bracket, supporting tank floor structure, port.	1	DTD.610	MR/C	J10	
3233	A.186931					Bracket, supporting tank floor structure, stbd.	1	DTD.610	MR/C	J10	
3229	C.184792					Frame, bottom portion.	1	DTD.610	MR/C	J10	
3231	B.184789					Plate, reinforcing, at lower portion of frame.	1	DTD.610	MR/C	J10	
3230	C.184794					Stiffener, inner, at lower portion of frame.	1	DTD.364	MR/C	J10	
	D.184782					Frame 30 group.	1	-	-		
3235	A.186976					Bracket, supporting tank floor structure, port.	1	DTD.610	MR/C	J10	
3236	A.186977					Bracket, supporting tank floor structure, stbd.	1	DTD.610	MR/C	J10	

RESTRICTED

HAL 2733/2

FUSELAGE - CENTRE PORTION

REF. NO.	PART NO.	DESCRIPTION					NO OFF	MATL SPEC	MR CL of ST	PLATE NO
		1	2	3	4	5				
3234	B.184786						1	DTD.610	MR/C	J10
3237	C.184784						1	DTD.610	MR/C	J10
3238	C.184785						1	DTD.610	MR/C	J10
	E.185085						1	-	-	
	F.185488						1	DTD.610	-	
	F.185489						1	DTD.610	-	
	F.187368						1	DTD.610	-	
	F.187369						1	DTD.610	-	
	B.185456						1	DTD.610	-	
	B.185457						1	DTD.610	-	
3827	Std.1551/ 7/265						2	S.99B	MR/C	5
3829	Std.1551/ 7/215						4	S.99B	MR/C	5
3830	Std.1551/ 7/260						4	S.99B	MR/C	5
3831	Std.1551/ 7/205						4	S.99B	MR/C	5
2547	F.180826						2	S.99B	MR/C	J10
3249	B.185493						1	DTD.364	MR/C	J10
3250	B.185494						1	DTD.364	MR/C	-
	C.185454						2	DTD.364	-	
	C.185455						2	DTD.364	-	
2550	D.178943						1	DTD.364	MR/C	-
2551	D.178944						1	DTD.364	MR/C	J10
2552	D.178945						1	DTD.364	MR/C	J10
2553	D.178946						1	DTD.364	MR/C	J10
1258	A.186699						1	DTD.610	-	J10
1262	A.186700						1	DTD.610	-	J10
3239	A.185476						1	DTD.610	MR/C	J10
3241	A.185475						2	DTD.610	MR/C	J10
3242	A.185474						2	DTD.610	MR/C	J10
3243	A.185473						2	DTD.610	MR/C	J10

RESTRICTED

FUSELAGE - CENTRE PORTION

Page J.18

REF. No.	PART No.						DESCRIPTION.	No OFF	MATL. SPEC.	MR. CL of ST.	PLATE No.
		1	2	3	4	5					
3244	A.185470					Channel, intermediate, lower portion of spar.	2	DTD.610	MR/C	-	
3245	A.185472					Channel, outer, lower portion of spar.	2	DTD.610	MR/C	-	
3248	B.185458					Channel, bottom, inner.	1	DTD.364	MR/C	J10	
	A.180534					Cover, for bolt, upper, port.	1	DTD.610	-		
	A.180535					Cover, for bolt, upper, stbd.	1	DTD.610	-		
	A.185480					Cover, for bolt, lower, port.	1	DTD.610	-		
	A.185481					Cover, for bolt, lower, stbd.	1	DTD.610	-		
	C.180495					Fork-fitting, top, port.	1	Stmpg.	-		
	C.180496					Fork-fitting, top, stbd.	1	Stmpg.	-		
	C.185463					Fork-fitting, bottom, port.	1	Stmpg.	-		
	C.185464					Fork-fitting, bottom, stbd.	1	Stmpg.	-		
3255	A.183435					Mounting, for removable engine rail.	2	S.3 and DTD.610	MR/C	-	
1259	F.186703					Pad-washer, for gearbox attachment bracket.	2	DTD.364	MR/C	-	
2566	F.180092					Packing, at bottom joint plates.	2	DTD.610	MR/C	-	
3240	A.185461					Plate, joint at lower centre of spar.	2	DTD.610	MR/C	J10	
3246	A.185495					Plate, packing, starboard rear.	1	DTD.610	MR/C	-	
3247	A.185496					Plate, packing, starboard fwd.	1	DTD.610	MR/C	J10	
	C.185484					Plate, cover, bottom, port.	1	DTD.610	-		
	C.185485					Plate, cover, bottom, stbd.	1	DTD.610	-		
2567	A.178971					Plate, joint, at lower portion of frame, port.	2	DTD.166	MR/C	J10	
2568	A.178972					Plate, joint at lower portion of frame, stbd.	2	DTD.166	MR/C	J10	
2569	A.178973					Plate, joint, at lower portion of frame (without chamfer).	4	DTD.166	MR/C	-	
2470	F.178982					Stud, for fairlead.	3	S.1 & S.3	MR/C	-	
1260	F.186704					Washer, packing, 8 s.w.g., for gearbox attachment bracket.	1	DTD.610	MR/C	-	
1261	F.186705					Washer, packing, 4 s.w.g. for gearbox attachment bracket.	1	DTD.610	MR/C	-	
	F.185656					Washer, packing, at tank floor supporting angles.	2	DTD.364	-		
3251	D.185451					Web, forward, port.	1	DTD.610	MR/C	J10	
3252	D.185452					Web, forward, stbd.	1	DTD.610	MR/C	J10	
3253	C.185491					Web, rear, port.	1	DTD.610	MR/C	J10	
3254	C.185492					Web, rear, stbd.	1	DTD.610	MR/C	J10	
	D.184102					Frame 32, group.	1	-	-		
4146	F.193863					Clip, at lower portion of frame, port side only.	1	S.84	MR/C	-	
3256	D.184102/2					Diaphragm, port.	1	DTD.610	MR/C	J10	
3257	D.184102/3					Diaphragm, stbd.	1	DTD.610	MR/C	J10	

RESTRICTED

HAL 2733/2

FUSELAGE - CENTRE PORTION

REF. NO.	PART NO.						NO OFF	MATL. SPEC.	MR. CL. of ST.	PLATE NO.
		1	2	3	4	5				
4211	Std.1687/2						8	DTD.610	MR/C	5
	D.185373						1	-	-	
4211	Std.1687/2						1	DTD.610	MR/C	5
3258	D.185373/1						1	DTD.610	MR/C	J11
3259	D.185373/2						1	DTD.610	MR/C	J11
	D.185075						1	-	-	
4742	F.199201						1	L.72	MR/C	J11
4743	F.199202						1	L.72	MR/C	J11
3262	C.185076						1	DTD.610	MR/C	J11
3263	C.185077						1	DTD.610	MR/C	J11
4211	Std.1687/2						1	DTD.610	MR/C	5
3260	D.185075/1						1	DTD.610	MR/C	J11
3261	D.185075/2						1	DTD.610	MR/C	J11
	D.184273						1	-	-	
3270	F.176023						1	DTD.610	MR/C	-
3271	F.176024						1	DTD.610	MR/C	-
3264	C.184274						1	DTD.610	MR/C	-
3265	C.184275						1	DTD.610	MR/C	J11
3266	C.184276						1	DTD.610	MR/C	-
3267	C.184277						1	DTD.610	MR/C	J11
3268	A.186591						1	DTD.610	MR/C	J11
3269	A.184279						2	DTD.610	MR/C	J11
3272	C.184281						1	DTD.546	MR/C	J11
3273	C.184282						1	DTD.546	MR/C	J11
3274	D.184273/1						1	DTD.610	MR/C	J11
3275	D.184273/2						1	DTD.610	MR/C	J11
3276	D.184273/3						1	DTD.610	MR/C	J11
3277	D.184273/4						1	DTD.610	MR/C	J11
	D.185783						1	-	-	
4906	F.197241						2	DTD.610	MR/C	-
3278	C.185785						1	DTD.610	& MR/C	J11
								DTD.364		
	D.186653						1	-	-	
	D.186655						1	-	-	
	D.186656						1	-	-	
3285	B.188677						1	S.3	MR/C	J11
3286	A.186660						1	DTD.610	MR/C	-
3287	B.186661						1	DTD.610	MR/C	-
3283	D.186655/2						1	DTD.364	MR/C	J11

FUSELAGE - CENTRE PORTION

REF. No.	PART No.						DESCRIPTION.	No OFF	MATL. SPEC.	MR. CL of ST.	PLATE No.
		1	2	3	4	5					
3284	D.186656/2					Stiffener, inner, stbd.	1	DTD.364	MR/C	J11	
3281	D.186655/1					Web, port.	1	DTD.610	MR/C	J11	
3282	D.186656/1					Web, stbd.	1	DTD.610	MR/C	J11	
3279	A.186662					Plate, joint, at lower portion of frame.	1	DTD.610	MR/C	J11	
4211	Std.1687/2					Saddle, securing electric cable to frame.	7	DTD.610	MR/C	5	
3280	B.186658					Stiffener, lower.	1	DTD.364	MR/C	-	
	D.184523					Frame 38, group.	1	-	-	-	
3288	C.184521					Frame, lower portion.	1	DTD.610	MR/C	J11	
4211	Std.1687/2					Saddle, securing electric cables to frame.	8	DTD.610	MR/C	5	
	E.185062					Frame 40A group.	1	DTD.610			
3292	F.186023					Angle, at lower portion of frame, port.	1	DTD.610	MR/C	J11	
3293	F.186024					Angle, at lower portion of frame, stbd.	1	DTD.610	MR/C	J11	
1264	F.162972					Angle, at transport joint fittings.	10	DTD.364	C	J11	
1765	F.191864					Angle, at transport joint fittings.	20	DTD.364	C	J11	
3289	D.185063/2					Diaphragm, forward, port.	1	DTD.610	MR/C	J11	
3290	D.185063/3					Diaphragm, forward, stbd.	1	DTD.610	MR/C	J11	
3294	D.185064/2					Diaphragm, aft port.	1	DTD.610	MR/C	J11	
3295	D.185064/3					Diaphragm, aft, stbd.	1	DTD.610	MR/C	J11	
1004	B.177306					Fitting, for rear transport joint.	7	Stmpg.	C	J11	
1005	B.177307					Fitting, for rear transport joint.	4	Stmpg.	C	J11	
1003	B.177308					Fitting, for rear transport joint.	4	Stmpg.	C	J11	
1263	B.185065					Lug, engine loading.	1	Stmpg.	C	J11	
3291	A.185067					Plate, joint, lower.	1	DTD.610	MR/C	-	
	Std.1507/3/150					Tube, distance, 5/16" o/d x 22 s.w.g. x 1.5" lg.	60	T.26	-	-	
	C.188873					Mounting, for low pressure fuel cock, between frames 29 and 30, assy.	-	-	-	-	
3296	B.188875					Bracket, support, port.	1	DTD.610	MR/C	-	
3297	B.188876					Bracket, support, starboard.	1	DTD.610	MR/C	-	
1270	A.188906					Plate, mounting.	1	DTD.610	C	-	
	C.187698					Mounting, for gearbox, forward of rear spar assy.	-	-	-	-	
	C.186364					Mounting, assy.	1	-	MR/C		
	A.205572					Bracket, mounting, for fuel gauge relay box group.	2	-			
10AJ/131						Mounting, anti-vibration.	2	-			
	F.204757					Stud.	2	S.94B			
1271	B.186695					Strut, bracing, port.	1	T.4	C	J6	
1272	B.186696					Strut, bracing, starboard.	1	T.4	C	J6	

FUSELAGE - CENTRE PORTION

REF. NO.	PART NO.						DESCRIPTION.	NO OFF	MATL. SPEC.	MR. CL. of ST.	PLATE NO.
		1	2	3	4	5					
	Std.1509/ 3/102					Tube, distance 5/16" o/d x 22 s.w.g. x 1.2" lg. (make from 30B/634).	8	T.4	MR/C		
	D.189089					Mounting, for air supply valves, assy.	-	-	-		
3298	A.189091					Bracket, supporting, group.	1	S.3	MR/C	J5	
1274	A.189091/4					Clip.	1	S.3	C	J5	
	A.189090					Bracket.	1	DTD.364			
	C.192077					Mounting, for high energy igniter units, assembly.	-	-	-		
4019	A.192070					Angle.	2	DTD.610	MR/C	J5	
4020	A.192071					Angle.	2	DTD.610	MR/C	J5	
4021	F.192068					Angle.	4	DTD.610	MR/C	-	
4022	F.192069					Angle.	4	DTD.610	MR/C	-	
	D.189615					Mounting, for cold air unit, assembly.	-	-	-		
1275	A.189610					Bracket, mounting.	2	S.3	C	J5	
1276	F.189608					Angle, rear.	1	DTD.364	C	-	
1277	F.189609					Angle, forward.	1	DTD.364	C	J5	
	C.190200					Mounting, for cabin air cooler, assembly.	-	-	-		
	B.185168					Bracket.	2	DTD.610			
	B.185169					Bracket.	2	DTD.610			
	C.189886					Mounting, for external supply sockets and filter, assembly.	-	-	-		
3299	B.189866					Mounting, bracket, for filter.	1	DTD.610	MR/C	-	
3300	C.187298					Mounting, for hydraulic external supply and handpump.	1	DTD.610	MR/C	-	
	C.192210-11					Mounting, for suppressor, assembly.	1	-	-		
3301	A.192214					Angle, port.	2	DTD.364 & DTD.610	MR/C	J5	
3302	A.192215					Angle, starboard.	2	DTD.610 & DTD.364	MR/C	J5	
3303	F.192217					Plate, nut.	4	S.3	MR/C	J5	
	C.188631					Mounting, for hydraulic reservoir, assembly.	-	-	-		
3305	B.188619					Bracket, forward.	1	DTD.610	MR/C	J7	
3304	B.188618					Bracket, aft.	1	Langite	MR/C	J7	
3307	F.188628					Bracket, for forward strap.	1	DTD.610	MR/C	J7	
3306	F.188627					Bracket, for aft strap.	1	DTD.610	MR/C	J7	
4744	F.188621					Eye-bolt.	1	S.95B	MR/C	J7	
1281	F.188624					Fork-end.	2	S.95B	C	J7	
1282	F.188625					Fork-end.	2	S.95B	C	J7	
1279	A.188617					Strap, securing reservoir.	2	St.St. & Langite	C	J7	
1280	F.188626					Turnbuckle, for adjusting strap.	2	S.95B	C	J7	

RESTRICTED

FUSELAGE - CENTRE PORTION

REF. NO.	PART NO.						DESCRIPTION.	NO OFF	MATL. SPEC.	MR. CL. of ST.	PLATE NO.
		1	2	3	4	5					
310	Std.1547/30/12					Washer, packing.	1	DTD.610	C	J7	
	B.184798					Mounting, front, for engine, assembly.	-	-	-		
	B.184797					Mounting, group.	1	-			
	B.184799					Bracket, supporting, port.	1	DTD.610			
	B.184800					Bracket, supporting, starboard.	1	DTD.610			
3308	F.177396					Collar.	2	S.95B	MR/C	-	
	A.184801					Plate, doubling, port.	1	DTD.610			
	A.184802					Plate, doubling, starboard.	1	DTD.610			
	Std.1509/23/075					Tube, distance 5/16" o/d x 17 s.w.g. 75" long (make from 30B/556).	3	T.4			
	C.188636					Mounting, for throttle and H.P. cock control boxes, assembly.	-	-	-		
3309	C.187709					Bracket, for throttle control box.	1	DTD.610	MR/C	J5	
3310	C.187710					Bracket, for H.P. cock control box.	1	DTD.610	MR/C	J5	
	D.190788					Panel, support, for centre fuel tank, port assembly.	-	-	-		
	D.190789					Panel, support, for centre fuel tank, starboard assembly.	-	-	-		
185	E.184853					Panel, port, group.	1	DTD.610	B	J8	
186	E.184854					Panel, starboard, group.	1	DTD.610	B	J8	
	B.189751					Seal, for duct at centre tank panel, port.	1	Casting			
	B.189752					Seal, for duct at centre tank panel, stbd.	1	Casting			
	C.188979					Sleeve, extension, for intercooler ducts.	2	DTD.213			
1266	C.189405					Panel, access, between frame 30 and rear spar, port.	2	DTD.610	C	J8	
1267	C.189406					Panel, access, between frame 30 and rear spar starboard.	1	DTD.610	C	J8	
1268	B.189557					Platform, mounting, for transfer pipe, port.	1	DTD.610	C	J8	
1269	B.189558					Platform, mounting.	1	DTD.610	C	J8	
5	D.177205					Panel, access, for main fuel tank, at frame 19, port.	1	-	B	J3	
6	D.177206					Panel, access, for main fuel tank, at frame 19, stbd.	1	-	B	J3	
	C.191029					Plates, sealing, at stringer, frame 37, assembly.	-	-	-		
3314	F.191030					Plate, sealing, at stringer 'A'.	1	Fero-Bestos	MR/C	J11	

FUSELAGE - CENTRE PORTION

REF. No.	PART No.						DESCRIPTION	No OFF	MATL. SPEC.	MR. CL of ST.	PLATE No.
		1	2	3	4	5					
3315	F.191031						Plate, sealing, at stringer 'B' & 'C'.	4	Ferobestos	MR/C	J11
3316	F.191032						Plate, sealing, at stringer 'D', port.	1	Ferobestos	MR/C	J11
3317	F.191033						Plate, sealing, at stringer 'D', starboard.	1	Ferobestos	MR/C	J11
3318	F.191034						Plate, sealing, at stringer 'E', port and 'G' starboard.	2	Ferobestos	MR/C	J11
3319	F.191035						Plate, sealing, at stringers 'E', starboard and 'G' port.	2	Ferobestos	MR/C	J11
3320	F.191036						Plate, sealing, at stringer 'F', port.	1	Ferobestos	MR/C	J11
3321	F.191037						Plate, sealing, at stringer 'F', starboard.	1	Ferobestos	MR/C	J11
3322	F.191038						Plate, sealing, at stringer 'H', port.	1	Ferobestos	MR/C	J11
3323	F.191039						Plate, sealing, at stringer 'H', starboard.	1	Ferobestos	MR/C	J11
3324	F.191040						Plate, sealing, at stringers 'J', port & stbd.	2	Ferobestos	MR/C	J11
3325	F.191041						Plate, sealing, at stringer 'K', port ' stbd.	2	Ferobestos	MR/C	J11
3326	F.191175						Plate, sealing, at stringer 'L', port.	1	Ferobestos	MR/C	J11
3327	F.191176						Plate, sealing, at stringer 'L', stbd.	1	Ferobestos	MR/C	J11
	G.192821						Plates, sealing, at gear box mounting, assembly.	-	-	-	-
3328	F.192809						Plate, sealing, at ducting.	1	Ferobestos	MR/C	-
3329	F.192810						Plate, sealing, at ducting.	2	Ferobestos	MR/C	-
4746	F.199606						Plate, sealing, at ducting.	2	Ferobestos	MR/C	-
4747	F.201344						Plate, sealing, at ducting.	1	Ferobestos	MR/C	-
4748	F.201345						Plate, sealing, at ducting.	1	Ferobestos	MR/C	-
3331	F.192812						Plate, sealing, at stringer 'J'.	2	Ferobestos	MR/C	-
3332	F.192813						Plate, sealing, at stringer 'K'.	1	Ferobestos	MR/C	-
3333	F.192814						Plate, sealing, at stringer 'K'.	1	Ferobestos	MR/C	-
	C.187899						Plate, sealing, for gear box, assembly.	-	-	-	-
3381	B.187896						Box, sealing, port.	1	DTD.213	MR/C	-
3382	B.187897						Box, sealing, starboard.	1	DTD.213	MR/C	-
3224	A.187366						Bracket, gusset, for tank floor structure, port.	1	DTD.610	MR/C	-
3225	A.187367						Bracket, gusset, for tank floor structure, stbd.	1	DTD.610	MR/C	-
4745	C.187898						Plate, sealing.	1	DTD.610	MR/C	-

RESTRICTED

FUSELAGE - CENTRE PORTION

REF. NO.	PART NO.						DESCRIPTION.	NO OFF	MATL. SPEC.	MR. CL. of ST.	PLATE NO.
		1	2	3	4	5					
	C.186009					Rail, for engine, port assembly.	-	-			
	C.186010					Rail, for engine, starboard assembly.	-	-			
3313	A.186028					Bracket, at frame 35, port.	1	DTD.610	MR/C	J8	
3334	A.186029					Bracket, at frame 35, starboard.	1	DTD.610	MR/C	J8	
3335	A.186026					Bracket, support, port.	3	DTD.610	MR/C	J8	
3336	A.186027					Bracket, support, starboard.	3	DTD.610	MR/C	J8	
3311	B.186021					Rail, port.	1	DTD.364	MR/C	J8	
3312	B.186022					Rail, starboard.	1	DTD.364	MR/C	J8	
3337	B.186013					Web, between frames 35 and 36, port.	1	DTD.610	MR/C	J8	
3338	B.186014					Web, between frames 35 and 36, starboard.	1	DTD.610	MR/C	J8	
3339	B.186015					Web, between frames 36 and 37, port.	1	DTD.610	MR/C	J8	
3340	B.186016					Web, between frames 36 and 37, starboard.	1	DTD.610	MR/C	J8	
3341	B.186017					Web, between frames 37 and 38, port.	1	DTD.610	MR/C	J8	
3342	B.186018					Web, between frames 37 and 38, starboard.	1	DTD.610	MR/C	J8	
3343	B.186019					Web, between frames 38 and 40A, port.	1	DTD.610	MR/C	J8	
3344	B.186020					Web, between frames 38 and 40A, starboard.	1	DTD.610	MR/C	J8	
	E.187531					Skin covering, side portion, assembly.	-	-	-		
4649	F.193862					Clip, for hydraulic pipes, between rear spar and frame 32.	2	S.3	C	-	
	D.188681					Ducts and vents for engine, between frames 36 and 37, assembly.	-	-	-		
	C.188678					Landing, for igniter access panel, bottom port.	1	DTD.610	MR/C	J6	
	B.188679					Landing, for igniter access panel, top stbd.	1	DTD.610	MR/C		
1290	B.188680					Panel, access, for igniter, group.	2	DTD.546	C	J3	
	C.188675					Duct, vent, for engine.	1	S.3			
	B.194592					Landing, for engine oil fitter access panel, assembly.	-	-	-		
3345	B.194591					Landing.	1	DTD.610	MR/C	J6	
3378	B.187553					Landing, for main engine mounting access panel, port.	1	DTD.610	MR/C	J5	
3379	B.187554					Landing, for main engine mounting access panel, starboard.	1	DTD.610	MR/C	J5	

FUSELAGE - CENTRE PORTION

REF. NO.	PART NR.						DESCRIPTION	Nº OFF	MATL SPEC	MR CL. of ST.	PLATE Nº
		1	2	3	4	5					
3380	B.186355					Landing, for throttle control access panel.	1	DTD.610	MR/C	J6	
	B.189239					Levelling points, assembly.	-	-	-		
	F.184598					Bearing, for aft levelling point.	1	Stmpg.			
	A.189240					Bracket, bearing, forward levelling point, port.	1	S3. S21			
	A.189241					Bracket, bearing, forward levelling point, starboard.	1	S3. S21			
4752	Std.1231/9					Lug, locking, securing ballon cord for access doors.	2	S.3	MR/C	4	
	F.197018					Mounting, for terminal blocks 11 and 12, between frames 33 and 34.	2	DTD.610			
	C.187784					Outlet, vapour, assembly.	-	-	-		
4749	B.187520					Sleeve, outer, port.	1	S3	MR/C	J8	
4750	B.187714					Sleeve, outer, starboard.	1	S3	MR/C	J8	
2751	C.184586					Plate, reinforcing, port.	1	DTD.546 & DTD.610	MR/C	-	
2752	C.184587					Plate, reinforcing, starboard.	1	DTD.546 & DTD.610	MR/C	-	
3346	E.187531/1					Skin, top, main spar to rear spar, port.	1	DTD.546	MR/B	J4	
3347	E.187531/2					Skin, top, main spar to rear spar, stbd.	1	DTD.546	MR/B	J4	
1835	E.187531/3					Skin, side, main spar to rear spar, port.	1	DTD.546	B	J4	
1836	E.187531/4					Skin, side, main spar to rear spar, stbd.	1	DTD.546	B	J4	
3348	E.187531/5					Skin, top, rear spar to frame 40A, port.	1	DTD.546	MR/B	J4	
3349	E.187531/6					Skin, top, rear spar to frame 40A, stbd.	1	DTD.546	MR/B	J4	
1837	E.187531/7					Skin, side, rear spar to frame 40A, port.	1	DTD.546	B	J3	
1838	E.187531/8					Skin, side, rear spar to frame 40A, stbd.	1	DTD.546	B	J3	
2173	E.183420/1					Skin, top, nose spar to main spar, port.	1	DTD.546	MR/B	J4	
2174	E.183420/2					Skin, top, nose spar to main spar, stbd.	1	DTD.546	MR/B	J4	
1825	E.183420/3					Skin, side, nose spar to frame 21, port.	1	DTD.546	B	J4	
1826	E.183420/4					Skin, side, nose spar to frame 21 stbd.	1	DTD.546	B	J4	

RESTRICTED

FUSELAGE - CENTRE PORTION

Page J.26

REF. NO.	PART NO.						DESCRIPTION.	NO OFF	MATL. SPEC.	MR. CL. of ST.	PLATE NO.
		1	2	3	4	5					
1827	E.183420/5						Skin, side, frame 21 to main spar, port.	1	DTD.546	B	J4
1828	E.183420/6						Skin, side, frame 21 to main spar, starboard.	1	DTD.546	B	J4
	E.187530						Skin covering, top portion, assembly.	-	-	-	
3357	B.192903						Bracket, mounting, for fuel pressurisation connector.	1	DTD.610	MR/C	J4
2757	B.193594						Bracket, mounting, between frames 39 and 40A.	1	DTD.610	MR/C	-
2755	C.181728						Landing, for fuel level switches access panel.	2	DTD.610	MR/C	J4
3354	C.186146						Landing, for front engine mounting access panel.	1	DTD.610	MR/C	J5
3771	Std.1231/6						Lug, locking, retaining chains for coupling blanks.	2	S.3	MR/C	4
4751	Std.1231/8						Lug, locking, attaching balloon cord for access door.	1	S.3	MR/C	4
2749	A.186459						Mounting, for suction relief valve group.	2	-	MR/C	J5
1023	F.173505						Nut, retaining, for fuel tank.	14	S3 & S21	C	J4
2750	A.187454						Plate, reinforcing, for suction relief valve access door.	2	DTD.546	MR/C	J4
	A.197762						Plate, reinforcing, for relief valve support tube.	4	DTD.610	MR/C	-
	F.199612						Plate, reinforcing, for fuel contents connector.	1	L.72		
3355	C.186337						Plate, reinforcing, for cold air unit access panel, port group.	1	DTD.610	MR/C	J5
3356	C.186338						Plate, reinforcing, for cold air unit access panel, starboard group.	1	DTD.610	MR/C	J5
	Dzus.S.4 250						Spring.	2	-	-	
4211	Std.1687/2						Saddle, securing cables.	2	DTD.610	MR/C	5
	E.187532						Skin covering, bottom portion, assembly.	-	-		
3358	B.188132						Bracket, reinforcing, for front engine access door hing.	1	DTD.610	MR/C	-
4719	A.197061						Bracket, for cables C.3 & C.4, TS 3 & 4.	1	L.72	MR/C	-
4753	F.203787						Bracket, at stringer 'L', between frames 35 and 36, starboard.	1	DTD.610	MR/C	-
4754	F.203788						Bracket, at stringer 'L', between frames 35 and 36, port.	1	DTD.610	MR/C	-

RESTRICTED

HAL 2733/2

FUSELAGE - CENTRE PORTION

REF No.	PART No.					DESCRIPTION.	No OFF	MATL SPEC	MR CL of ST	PLATE No.
		1	2	3	4					
4648	F.192047				Clip, for hydraulic pipes, forward of rear spar.	1	S.3	MR/C	-	
	B.192339				Drain, for engine fuel, group.	1	-			
3359	A.192338				Base.	1	T.26 & S3	MR/C	J7	
3360	F.191407				Spring.	1	DTD.239	C	J7	
3361	A.191406				Tube.	1	T.26. S.3 & S.92B	S	J7	
3362	A.188889				Fitting, at rear access door to engine.	2	Stmpg.	MR/C	J7	
3843	King A/C Corp.C.3903/1				Fitting, attachment.	4	-	C	J7	
3844	King A/C Corp.C.3903/2				Fitting, attachment.	1	-	C	-	
	King A/C Corp.C.3903/4				Fitting, attachment.	1	-		J7	
3364	B.187620				Landing, for rear access door to engine.	1	DTD.610	MR/C	J7	
3365	C.187382				Landing, for gear box drive and hydraulic oil fitter access panel.	1	DTD.610	MR/C	J7	
3366	B.187449				Landing, for forward access door to engine port.	1	DTD.610	MR/C	J7	
3367	B.187996				Landing, for forward access to engine, starboard.	1	DTD.610	MR/C	J7	
3368	B.188173				Landing, for rear access door to engine, port.	1	DTD.610	MR/C	-	
3369	B.188116				Landing, for rear access door to engine, stbd.	1	DTD.610	MR/C	J7	
3370	F.184563				Landing, for fuel pump access panel, port.	1	DTD.610	MR/C	J7	
3371	F.184564				Landing, for fuel pump access panel, starboard.	1	DTD.610	MR/C	J7	
1024	King Aircraft Corp.C.3100				Lever and catch pin, assembly.	6	-	C	J7	
4751	Std.1231/8				Lug, locking, attaching balloon cord for access door.	1	S.3	MR/C	4	
3372	B.190086				Member, stiffening, at aft hinge for engine access door.	1	DTD.610	MR/C	J7	
	F.188243				Packing, at hinge fitting for rear access door to engine.	2	DTD.610			
	F.188244				Packing, at hinge fitting for rear access door to engine.	1	DTD.610			
3373	C.186972				Plate, reinforcing, between frames 35 to 40A.	1	DTD.610	MR/C	J7	
2764	C.182823				Plate, reinforcing, at frames 22 and 24, port.	1	DTD.610	MR/C	J6	

RESTRICTED

FUSELAGE - CENTRE PORTION

Page J.28

REF. No.	PART No.						DESCRIPTION.	No OFF	MATL. SPEC.	MR. CL. of ST.	PLATE No.
		1	2	3	4	5					
2156	C.182824					Plate, reinforcing, at frames 22 and 24, starboard.	1	DTD.610	MR/C	J6	
2765	F.194029					Plate, nut, forward of main spar.	2	S.3	MR/C	-	
1025	King Aircraft Corp.D.3060/2					Screw, locking.	6	-	C	J7	
3375	E.187532/1					Skin, at main spar.	1	DTD.610	MR/C	J3	
3374	E.187532/2					Skin, between gear box mounting and rear spar.	1	DTD.610	MR/C	J3	
4498	F.184234					Socket, for engine oil filter drain pipe.	1	S3 & T.26	MR/C	-	
	C.189617					Stop, for u/c fairing door and sequence valve mounting, port assembly.	-	-			
	C.189618					Stop, for u/c fairing door and sequence valve mounting, starboard assembly.	-	-			
1017	B.189621					Bracket, forward, port.	1	DTD.610	C	J4	
1018	B.189611					Bracket, forward, starboard.	1	DTD.610	C	J4	
1019	B.189623					Bracket, aft, port.	1	DTD.610	C	J4	
1020	B.189624					Bracket, aft, starboard.	1	DTD.610	C	J4	
	A.189625					Bracket, mounting, for sequence valve, port.	1	DTD.610			
	A.189626					Bracket, mounting, for sequence valve, starboard.	1	DTD.610			
	A.199251					Bracket, reinforcing, port.	1	S.3			
	A.199252					Bracket, reinforcing, starboard.	1	S.3			
1021	A.189619					Lever, operating sequence valve, port.	1	Casting	C	J4	
	A.192328					Lever, operating sequence valve, port (alternative to A.189619).	1	S95 or S96			
1022	A.189620					Lever, operating sequence valve, starboard.	1	Casting	C	J4	
	A.192329					Lever, operating sequence valve, starboard (alternative to A.189620).	1	S95 or S96			
1014	F.189628					Rod, operating.	2	S.95B	C	J4	
1013	F.189627					Screw, special.	2	S.95B	C	J4	
4650	F.198997					Screw, special, for stop adjustment.	2	S.95B	C	-	
1015	F.189629					Stop, at top of operating rod.	2	S.95B	C	J4	
4651	F.196854					Stud, special.	2	S.3 & S.21	C	-	
1016	F.187086					Trunnion.	2	S.94B		J4	
	Std.1507/ 23/026					Tube, distance, 5/16" o/d x 17 s.w.g. x 26" long (make from 30A/966).	2	T.26			

RESTRICTED

HAL 2733/2

FUSELAGE - CENTRE PORTION

REF No.	PART No.					DESCRIPTION	No OFF	MATL SPEC	MR CL of ST.	PLATE No
		1	2	3	4					
	Std.1507/ 23/032				Tube, distance, 5/16" o/d x 17 s.w.g. x 32" long (make from 30A/966).	2	T.26			
	C.189617/1				Tube, distance, (may be made from 1507/23/060).	2	T.26			
	C.189617/2				Washer (may be made from SP/16/C).	2	-			
3376	E.187531/11				Strap, bottom, at frame 35.	1	DTD.546	MR/C	J6	
2181	C.182631				Strap, reinforcing, at main spar, bottom portion, port.	1	DTD546	MR/C	J6	
2182	C.182632				Strap, reinforcing, at main spar, bottom portion, starboard.	1	DTD.546	MR/C	J6	
2180	D.182826				Strap, reinforcing, at frame 21, bottom portion.	1	DTD.546	MR/C	J6	
3377	C.187913				Strap, reinforcing, at rear spar, bottom portion.	1	DTD.546	MR/C	J6	
	E.187121				Skinning, at air intake, between frames 22 and 28, port assembly.	-	-			
	E.187122				Skinning, at air intake, between frames 22 and 28, starboard assembly.	-	-			
	A.205572				Bracket, mounting, for fuel gauge relay box group.	2	-			
10AJ/131	F.204757				Mounting, anti vibration.	2				
	Stud.					2	S94B			
1906	E.187121/11				Sealing, inner.	1	Rubber	C	-	
1907	E.187121/12				Sealing, outer.	1	Ruber	C	-	
	D.180824				Skin, supporting, forward fuel tank, port assembly.	-	-			
	D.180825				Skin, supporting, forward fuel tank, starboard assembly.	-	-			
	D.180829				Skin, centre wall supporting, for front fuel tank, port.	1	DTD.610			
	D.180830				Skin, centre wall supporting, for front fuel tank, starboard.	1	DTD.610			
4721	F.195551				Angle, attaching hydraulic pipes.	1	DTD.610	MR/C	-	
2616	D.180829/8				Angle, for diaphragm, port.	1	DTD.610	MR/C	-	
2617	D.180830/8				Angle, for diaphragm, starboard.	1	DTD.610	MR/C	-	
4722	F.197468				Bracket, mounting, for transfer pressure switch balance pipes.	1	-	MR/C	-	
2618	A.180855				Channel, supporting diaphragm.	1	Rolled Section	MR/C	-	
2620	B.180843				Diaphragm, bottom forward, port.	1	DTD.610	MR/C	J8	

FUSELAGE - CENTRE PORTION

REF. NO.	PART NO.						DESCRIPTION.	NO OFF	MATL. SPEC.	MR. CL. of ST.	PLATE NO.
		1	2	3	4	5					
2621	B.180844						Diaphragm, bottom forward, starboard.	1	DTD.610	MR/C	J8
2619	B.180845						Diaphragm, bottom aft.	1	DTD.610	MR/C	J8
2622	F.182567						Plate, reinforcing, bottom portion.	2	DTD.610	MR/C	J8
2623	A.193269						Plate, reinforcing, bottom portion.	1	DTD.610	MR/C	J8
2624	F.192312						Plate, reinforcing, bottom portion, port.	1	DTD.610	MR/C	J8
2625	F.192313						Plate, reinforcing, bottom portion, starboard.	1	DTD.610	MR/C	J8
4211	Std.1687/2						Saddle, attaching electrical cables.	3	DTD.610	MR/C	5
2626	B.178521						Stringer "J", nose spar to frame 21, port.	1	DTD.364	MR/C	J6
2627	B.178522						Stringer "J", nose spar to frame 21, starboard.	1	DTD.364	MR/C	J6
2628	C.178523						Stringer "J", frame 21 to main spar, port.	1	DTD.364	MR/C	J6
2629	C.178524						Stringer "J", frame 21 to main spar, starboard.	1	DTD.364	MR/C	J6
2636	B.178525						Stringer "K", between nose spar and frame 21, port.	1	DTD.364	MR/C	J6
2637	B.178526						Stringer "K", between nose spar and frame 21, starboard.	1	DTD.364	MR/C	J6
2638	C.178527-8						Stringer "K", between frame 21 and main spar.	2 Prs.	DTD.364	MR/C	J6
3400	D.185917						Stringer "J", rear spar to frame 40A, port.	1	DTD.364	MR/C	J6
3401	D.185918						Stringer "J", rear spar to frame 40A, starboard.	1	DTD.364	MR/C	J6
3402	D.185919						Stringer "K", rear spar to frame 40A, port.	1	DTD.364	MR/C	J6
3403	D.185920						Stringer "K", rear spar to frame 40A, starboard.	1	DTD.364	MR/C	J6
3404	B.185901						Stringer "L", frame 35 to frame 40A, port.	1	DTD.364	MR/C	J6
3405	B.185902						Stringer "L", frame 35 to frame 40A, starboard.	1	DTD.364	MR/C	J6
3406	C.185598						Stringer "J", main spar to rear spar, port.	1	DTD.364	MR/C	J6
3407	C.185599						Stringer "J", main spar to rear spar, starboard.	1	DTD.364	MR/C	J6
3408	C.185276						Stringer "K", main spar to rear spar, port.	1	DTD.364	MR/C	J6

FUSELAGE - CENTRE PORTION

REF No.	PART No.					DESCRIPTION	No OFF	MATL. SPEC	MR CL of ST.	PLATE No
		1	2	3	4					
3409	C.185277					Stringer "K", main spar to rear spar, starboard.	1	DTD.364	MR/C	J6
	D.180831					Structure, supporting, for front fuel tank, assembly.	-	-		
4675	F.180854					Bracket, connecting channels at frame 20 and 24.	2	DTD.610	MR/C	J8
4676	C.180832					Channel, between frames 19 and 21.	1	DTD.610	MR/C	J8
4677	C.180833					Channel, between frames 21 and 22.	1	DTD.610	MR/C	J8
4678	C.180834					Channel, between frames 22 and 23.	1	DTD.610	MR/C	J8
4679	C.180835					Channel, between frames 23 and main spar.	1	DTD.610	MR/C	J8
4680	B.180846					Member, inter-costal, for tank floor between frames 19 and 21, port.	1	DTD.610	MR/C	J8
4681	B.180847					Member, inter-costal, for tank floor between frames 19 and 21, starboard.	1	DTD.610	MR/C	J8
4682	A.180848					Member, inter-costal, for tank floor between frames 21 and 22, port.	1	DTD.610	MR/C	J8
4683	A.180849					Member, inter-costal, for tank floor between frames 21 and 22, starboard.	1	DTD.610	MR/C	J8
4684	A.180850					Member, inter-costal, for tank floor between frames 22 and 23, starboard.	1	DTD.610	MR/C	J8
4685	A.180851					Member, inter-costal, for tank floor between frames 22 and 23, starboard.	1	DTD.610	MR/C	J8
4686	B.180852					Member, inter-costal, for tank floor between frames 23 and 25, port.	1	DTD.610	MR/C	J8
4687	B.180853					Member, inter-costal, for tank floor between frames 23 and 25, starboard.	1	DTD.610	MR/C	J8
4688	C.180840					Plate, mounting, for fuel pump.	2	DTD.610	MR/C	J8
4689	C.180841					Plate, mounting, for recuperator, port.	1	DTD.610	MR/C	J8
4690	C.180842					Plate, mounting, for recuperator, starboard.	1	DTD.610	MR/C	J8
	E.188092					Structure and skin, supporting centre fuel tank between frames 26 and 31, port assembly.	-	-	-	
	E.188093					Structure and skin, supporting centre fuel tank between frames 26 & 31, starboard assembly.	-	-	-	

RESTRICTED

FUSELAGE - CENTRE PORTION

Page J.32

REF. NO.	PART NO.						DESCRIPTION.	NO OFF	MATL. SPEC.	MR. CL of ST	PLATE NO
		1	2	3	4	5					
4755	C.188637						Cover, for cooler duct at frame 28, starboard.	1	L.72	MR/C	J8
4756	C.188638						Cover, for cooler duct at frame 28, port.	1	L.72	MR/C	J8
4757	A.189871						Seal, at cooler duct, frame 28, starboard.	1	DTD.213 Volcrepe T.L.S.	C	J8
4758	A.189872						Seal, at cooler duct, frame 28, port.	1	DTD.213 Volcrepe T.L.S	C	J8
	E.180304						Stub-wing, port assembly.	-	-		
	E.180305						Stub-wing, starboard assembly.	-	-		
	D.182684						Boundary layer duct, port assembly.	-	-		
	D.182685						Boundary layer duct, starboard assembly.	-	-		
2643	B.183782						Leading edge section, forward of nose spar, port.	1	DTD.364	MR/C	J7
2644	B.183783						Leading edge section, forward of nose spar, starboard.	1	DTD.364	MR/C	J7
	A.183784						Spacer, at forward end of duct.	4	DTD.364	MR/C	J7
	B.197504						Bracket, supporting fuel time switch, port side only.	1	DTD.610		
	D.189481						Fillet, for wings, aft of rear spar, port group.	1	-		
	D.189482						Fillet, for wings, aft of rear spar, starboard group.	1	-		
4759	F.199212						Angle, for seal retaining, bottom.	2	DTD.610	MR/C	J3
3394	A.189546						Angle, for seal retaining, top, port.	1	DTD.610	MR/C	-
3395	A.189547						Angle, for seal retaining, top, starboard.	1	DTD.610	MR/C	-
3396	A.189651						Angle, for seal retaining, bottom, port.	1	DTD.610	MR/C	J3
3397	A.189652						Angle, for seal retaining, bottom, starboard.	1	DTD.610	MR/C	J3
3398	A.189402						Angle, for seal retaining, top, port.	1	DTD.610	MR/C	J3

RESTRICTED

HAL 2733/2

FUSELAGE - CENTRE PORTION

REF. NO.	PART NO.						DESCRIPTION.	NO OFF	MATL. SPEC.	MR. CL of ST.	PLATE NO.
		1	2	3	4	5					
3399	A.189403						Angle, for seal retaining, top, starboard.	1	DTD.610	MR/C	J3
1291	D.189481/A						Fillet, top, removable, port.	1	DTD.610	B	J3
1295	D.189482/A						Fillet, top, removable, starboard.	1	DTD.610	B	J3
1292	D.189481/B						Fillet, bottom, removable, port.	1	DTD.610	B	J3
1296	D.189482/B						Fillet, bottom, removable, starboard.	1	DTD.610	B	J3
	C.190614						Landing, for access to engine oil filter, port group.	1	DTD.610		
	C.190615						Landing, for access to engine oil filter, starboard group.	1	DTD.610		
	Dzus. S5 325 Std.915. A.18						Spring.	4	-		
3762							Washer.	4	DTD.610	MR/C	4
1293	C.190616						Panel, for engine oil filter, port group.	1	DTD.610	C	J3
1294	C.190617						Panel, for engine oil filter, starboard group.	1	DTD.610	C	J3
	Dzus E.F.5 -45B						Fastener.	4	-		
2653	F.181992						Plate, nut.	2	S.3	MR/C	-
2654	A.182036						Trailing-edge.	2	L33, L51 or L.1	MR/C	J3
2655	C.180004						Member, top, at L.E., port.	1	DTD.610	MR/C	J4
2656	C.180005						Member, top, at L.E., starboard.	1	DTD.610	MR/C	-
2657	C.180006						Member, bottom, at L.E., port.	1	DTD.610	MR/C	J4
2658	C.180007						Member, bottom, at L.E., starboard.	1	DTD.610	MR/C	-
2659	C.178820						Mounting, for u/c wheel door hinge, port.	1	-	MR/C	-
2660	C.178821						Mounting, for u/c wheel door hinge, starboard.	1	-	MR/C	-
2661	C.180008						Rib No.1, at L.E., top, port.	1	DTD.610	MR/C	J4
2662	C.180009						Rib No.1, at L.E., top, starboard.	1	DTD.610	MR/C	J4
2663	B.180010						Rib No.2, at L.E., top, port.	1	DTD.610	MR/C	J4
2664	B.180011						Rib No.2, at L.E., top, starboard.	1	DTD.610	MR/C	J4
2665	B.180012						Rib No.3, at L.E., top, port.	1	DTD.610	MR/C	J4
2666	B.180013						Rib No.3, at L.E., top, starboard.	1	DTD.610	MR/C	J4
2667	B.180014						Rib No.1, at L.E., bottom, port.	1	DTD.610	MR/C	-
2668	B.180015						Rib No.1, at L.E., bottom, starboard.	1	DTD.610	MR/C	-
2669	B.180016						Rib No.2, at L.E., bottom, port.	1	DTD.610	MR/C	-
2670	B.180017						Rib No.2, at L.E., bottom, starboard.	1	DTD.610	MR/C	-
2671	B.180018						Rib No.3, at L.E., bottom, port.	1	DTD.610	MR/B	-
2672	B.180019						Rib No.3, at L.E., bottom starboard.	1	DTD.610	MR/B	-

RESTRICTED

FUSELAGE - CENTRE PORTION

Page J.34

REF. NO.	PART NO.						DESCRIPTION.	NO OFF	MATL. SPEC.	MR. CL. of ST	PLATE NO.
		1	2	3	4	5					
2673	B.180020						Rib, outboard, at lending edge.	1	DTD.610	MR/B	J4
2674	B.180021						Rib, outboard, at lending edge.	1	DTD.610	MR/B	J4
	D.196440						Sealing, between stub wing and wing, port assembly.	-	-		
	D.196441						Sealing, between stub wing and wing - starboard assembly.	-	-		
3849	A.196492						Pad, sealing, at trailing edge.	2	Volcrepe T.L.S.	C	J4
3850	A.196493						Retainer, for sealing pad.	2	DTD.610	C	J4
							Strip, sealing, 1" wide x 3/16" thick (C.196490/1 to 3).	15'	Volcrepe T.L.S.		
							Strip, sealing, 1" wide x 3/16" thick (D.196440/1).	7 1/2'	Volcrepe T.L.S.		
3848	A.196438						Strip, sealing, at leading edge.	2	Volcrepe T.L.S.	C	J4
4023	Std.1509/12/018						Tube, distance, 1/4" o/d x 20 s.w.g. x.18" long (make up from 30E/619).	12	T.4	MR/C	4
	D.182688						Skin covering, port assembly.	-	-		
	D.182689						Skin covering, starboard assembly.	-	-		
3852	A.195904						Door, access to hydraulic connections.	2	DTD.610	C	J3
1778	‡ C.190856						Fairing, outboard, port (undrilled).	1	DTD.610	B	J3
1779	‡ C.190857						Fairing, outboard starboard (undrilled).	1	DTD.610	B	J3
2676	B.192636						Landing, forward, for stub wing access panel, port.	1	DTD.610	MR/C	J6
2677	B.192637						Landing, forward, for stub wing access panel, starboard.	1	DTD.610	MR/C	J6
2678	B.192640						Landing, aft, for stub wing access panel, port.	1	DTD.610	MR/C	J6
2679	B.192641						Landing, aft, for stub wing access panel, starboard.	1	DTD.610	MR/C	J6
2680	B.192638						Landing, inboard, for stub wing access panel, port.	1	DTD.610	MR/C	J6
2681	B.192639						Landing, inboard, for stub wing access panel, starboard.	1	DT.610	MR/C	J6
4016	A.195903						Landing, for hydraulic connections, access door.	1	DTD.610	MR/C	J6
1821	C.182596						Nosing, top, port.	1	-	B	J3
1822	C.182597						Nosing, top, starboard.	1	-	B	J3
1823	C.182598						Nosing, bottom, port.	1	-	B	J3
1824	C.182599						Nosing, bottom, starboard.	1	-	B	J3
1038	D.188722						Panel, access, for pin joint at main spar, top port.	1	DTD.610	B	J3

RESTRICTED

HAL 2733/2

FUSELAGE - CENTRE PORTION

REF. NO.	PART NO.					DESCRIPTION.	NO OFF	MATL. SPEC.	MR CL of ST.	PLATE NO.
		1	2	3	4 5					
1039	D.188723					Panel, access, for pin joint at main spar, top starboard.	1	DTD.610	B	J3
1040	D.188724					Panel, access, for pin joint at main spar, bottom port.	1	DTD.610	B	J3
1041	D.188725					Panel, access, for pin joint at main spar, bottom starboard.	1	DTD.610	B	J3
4723	F.199630					Panel, access to undercarriage hydraulic connections.	2	DTD.610	MR/C	-
1780	D.192979					Panel, access, on underside of stub wing, port.	1	DTD.610	B	J3
1781	D.192980					Panel, access, on underside of stub wing, starboard.	1	DTD.610	B	J7
4724	A.199629					Plate, reinforcing, for undercarriage hydraulic connections access panel.	2	DTD.610	MR/C	-
4725	F.196550					Retainer, for sealing, port.	2	DTD.610	MR/C	-
4726	F.196551					Retainer, for sealing, starboard.	2	DTD.610	MR/C	-
1807	D.182688/1					Skin, top, nose spar to main spar, inboard port.	1	DTD.610	B	J3
1808	D.182688/2					Skin, top, nose spar to main spar, outboard port.	1	DTD.610	B	J3
1809	D.182688/3					Skin, forward of nose spar, top port.	1	DTD.610	B	J3
1810	D.182688/4					Skin, forward of nose spar, top port.	1	DTD.610	B	J3
1811	D.182688/5					Skin, forward of nose spar, top port.	1	DTD.610	B	J3
1812	D.182688/6					Skin, aft of main spar, top port.	1	DTD.610	B	J3
2682	D.182688/9					Skin, forward of nose spar, bottom port.	1	DTD.610	MR/B	J3
2683	D.182688/10					Skin, forward of nose spar, bottom port.	1	DTD.610	MR/B	J3
2684	D.182688/11					Skin, forward of nose spar, bottom port.	1	DTD.610	MR/B	J3
1813	D.182688/15					Skin, inboard of wheel door, bottom port.	1	DTD.610	B	J3
1814	D.182689/1					Skin, top, nose spar to main spar, inboard starboard.	1	DTD.610	B	J3
1815	D.182689/2					Skin, top, nose spar to main spar, outboard starboard.	1	DTD.610	B	J3
1816	D.182689/3					Skin, forward of nose spar, top starboard.	1	DTD.610	B	J3

RESTRICTED

FUSELAGE - CENTRE PORTION

REF. NO.	PART NO.						DESCRIPTION.	NO OFF	MATL. SPEC.	MR. CL. of ST.	PLATE NO.
		1	2	3	4	5					
1817	D.182689/4						Skin, forward of nose spar, top starboard.	1	DTD.610	B	J3
1818	D.182689/5						Skin, forward of nose spar, top starboard.	1	DTD.610	B	J3
1819	D.182689/6						Skin, aft of main spar, top starboard.	1	DTD.610	B	-
2685	D.182689/9						Skin, forward of nose spar, bottom starboard.	1	DTD.610	MR/B	J3
2686	D.182689/10						Skin, forward of nose spar, bottom starboard.	1	DTD.610	MR/B	J3
2687	D.182689/11						Skin, forward of nose spar, bottom starboard.	1	DTD.610	MR/B	J3
1820	D.182689/15						Skin, inboard of wheel door, bottom starboard.	1	DTD.610	B	J3
	D.185971						Slots, for air intake at nose spar, port assembly.	-	-		
	D.184972						Slots, for air intake at nose spar, starboard assembly.	-	-		
1034	C.187061						Door, top, group.	2	DTD.610	B	J3
							Pin, for hinge (AS.1880).	1	-	-	
1035	A.187071						Spring.	2	Sp.St.	C	J6
1036	C.187063						Door, bottom, port group.	1	DTD.610	B	J3
							Pin, for hinge (AS.1880).	1	-	-	
1035	A.187071						Spring.	2	Sp.St.	C	J6
1037	C.187064						Door, bottom starboard group.	1	DTD.610	B	J3
							Pin, for hinge (AS.1880).	1	-	-	
1035	A.187071						Spring.	2	Sp.St.	C	J6
4652	Std.1299/3						Stud, securing guard and clips for attaching electrical cables.	18	S.95B	C	-

FUSELAGE - CENTRE PORTION

REF. NO.	PART NO.						NO. OFF.	MATL. SPEC.	MR. CL. OF ST.	PLATE NO.
		1	2	3	4	5				

Pages J.38 to J.44 reserved for amendments.

FUSELAGE - CENTRE PORTION

REF. No.	PART No.						DESCRIPTION.	No OFF	MATL. SPEC	MR CL of ST	PLATE No
		1	2	3	4	5					
<u>SUMMARY OF STOCK ITEMS</u>											
28D/12528	A25.1.B						Bolt, 4 B.A.				
28D/12512	A25.1.C						Bolt, 2 B.A.				
28D/12513	A25.2.C						Bolt, 2 B.A.				
28D/12531	A25.3.C						Bolt, 2 B.A.				
28D/12532	A25.4.C						Bolt, 2 B.A.				
28D/12566	A25.6.C						Bolt, 2 B.A.				
28D/12514	A25.7.C						Bolt, 2 B.A.				
28D/12629	A25.8.C						Bolt, 2 B.A.				
28D/12536	A25.13.C						Bolt, 2 B.A.				
28D/12537	A25.14.C						Bolt, 1 B.A.				
28D/12538	A25.15.C						Bolt, 2 B.A.				
28D/12630	A25.19.C						Bolt, 2 B.A.				
28D/12518	A25.2.E						Bolt, 1/4" B.S.F.				
28D/12519	A25.3.E						Bolt, 1/4" B.S.F.				
28D/12633	A25.7.E						Bolt, 1/4" B.S.F.				
28D/12716	A25.16.E						Bolt, 1/4" B.S.F.				
28D/12548	A25.17.E						Bolt, 1/4" B.S.F.				
28D/12634	A25.18.E						Bolt, 1/4" B.S.F.				
28D/13046	A25.19.E						Bolt, 1/4" B.S.F.				
28D/14434	A25.31.G						Bolt, 5/16" B.S.F.				
28D/13070	A25.38.G						Bolt, 5/16" B.S.F.				
	A57.1.E						Bolt, 1/4" B.S.F.				
	A57.2.E						Bolt, 1/4" B.S.F.				
28D/12179	AGS. 571/505						Bolt, 5/16" B.S.F.				
	A57.18.G						Bolt, 5/16" B.S.F.				
	A57.25.G						Bolt, 5/16" B.S.F.				
28D/8303	AS. 1242.4.B						Bolt, 4 B.A.				
28D/8306	AS. 1242.1.C						Bolt, 2 B.A.				
28D/8307	AS. 1242.2.C						Bolt, 2 B.A.				
	AS. 1242.3.C						Bolt, 2 B.A.				
28D/8311	AS. 1242.7.C						Bolt, 2 B.A.				
28D/8324	AS. 1242.3.E						Bolt, 1/4" B.S.F.				
28D/12124	AS. 1242.19.E						Bolt, 1/4" B.S.F.				
28D/12052	AS. 1242.20.E						Bolt, 1/4" B.S.F.				
28D/9353	AS. 1248.1/2.C						Bolt, 2 B.A.				
28D/8341	AS. 1248.1.C						Bolt, 2 B.A.				
28D/8342	AS. 1248.2.C						Bolt, 2 B.A.				
28D/11507	AS. 2504.5.E						Bolt, 1/4" B.S.F.				
28D/11737	AS. 2504.6.E						Bolt, 1/4" B.S.F.				
28D/14435	AS. 2504.8.J						Bolt, 3/8" B.S.F.				
28D/12919	AS. 2504.9.J						Bolt, 3/8" B.S.F.				
28D/14436	AS. 2504.11.J						Bolt, 3/8" B.S.F.				
28D/14437	AS. 2504.12.J						Bolt, 3/8" B.S.F.				

RESTRICTED

FUSELAGE - CENTRE PORTION

REF. No.	PART No.						DESCRIPTION.	No OFF	MATL. SPEC.	MR. CL. of ST.	PLATE No.
		1	2	3	4	5					
	SP. 7. Y. G.						Fork-end.				
28M/13271	A24. E. P.						Nut, 2/4" B.S.F.				
28M/13273	A24. J. P.						Nut, 3/8" B.S.F.				
28M/14438	A24. L. P.						Nut, 7/16" B.S.F.				
28M/12929	A27. C. P.						Nut, 2 B.A.				
28M/13121	A28. C. S.						Nut, 2 B.A.				
	A27. C. T.						Nut, 2 B.A.				
28M/12928	A27. E. P.						Nut, 1/4" B.S.F.				
28L/12931	A27. E. T.						Nut, 1/4" B.S.F.				
28M/13375	A27. G. P.						Nut, 5/16" B.S.F.				
28L/13326	A27. G. T.						Nut, 5/16" B.S.F.				
28M/13827	A27. N. P.						Nut, 1/2" B.S.F.				
28L/13244	A27. P. T.						Nut, 5/8" B.S.F.				
28M/13403	AGS. 572. A. P.						Nut, 1/4" B.S.F.				
28M/13439	AGS. 572. C. P.						Nut, 5/16" B.S.F.				
	A58. J. T.						Nut, 3/8" B.S.F.				
28M/10287	AGS. 2001. B. 1						Nut, 4 B.A.				
28M/10288	AGS. 2001. C. 1						Nut, 2 B.A.				
28M/10290	AGS. 2001. E. 1						Nut, 1/4" B.S.G.				
28M/10327	AGS. 2002. B. 1						Nut, 4 B.A.				
28M/10328	AGS. 2002. C. 1						Nut, 2 B.A.				
28M/11957	AGS. 2007. C. 1						Nut, 2 B.A.				
28M/10215	AGS. 2008. B. 1						Nut, 4 B.A.				
28M/10216	AGS. 2008. C. 1						Nut, 2 B.A.				
	AGS. 2012. C. 1						Nut, 2 B.A.				
28M/13279	AGS. 2019. C. 1						Nut, 2 B.A.				
28P/12462	SP. 9. C6						Pin, split.				
28P/12527	SP. 9. C8						Pin, split.				
28S/13887	A32. B. 10						Screw, 4 B.A.				
28W/12252	SP. 13. C						Washer, 2 B.A.				
28W/12306	SP. 15. B						Washer, 4 B.A.				
28W/12296	SP. 15. C						Washer, 2 B.A.				
28W/12496	SP. 15. E						Washer, 1/4" dia.				
29W/12254	SP. 13. G						Washer, 5/16" dia.				
28W/12324	SP. 15. G						Washer, 5/16" dia.				
28W/12255	SP. 13. J						Washer, 3/8" dia.				
28W/12321	SP. 15. J						Washer, 3/8" dia.				
28W/12442	SP. 15. L						Washer, 7/16" dia.				
28W/12525	SP. 15. N						Washer, 1/2" dia.				
28W/12355	SP. 16. C						Washer, 2 B.A.				
28W/12297	SP. 16. E						Washer, 1/4" dia.				

FUSELAGE - CENTRE PORTION

REF. NO.	PART NO.						DESCRIPTION.	NO OFF	MATL. SPEC.	MR. CL of ST.	PLATE NO.
		1	2	3	4	5					
28W/12347	SP.16.G						Washer, 5/16" dia.				
28W/12322	SP.16.J						Washer, 3/8" dia.				
28W/13893	SP.16.Q						Washer, 5/8" dia.				
28W/3097	AGS.162.B						Washer, 4 B.A.				

FUSELAGE - FRONT PORTION

Issued on A.L. No.1.

Page J.49

REF. NO.	PART NO.						DESCRIPTION	NO OFF	MATL. SPEC.	MR. CL of ST	PLATE NO.
		1	2	3	4	5					
3117	E.177470 F.204432					<u>FRONT FUSELAGE STRUCTURE, ASSEMBLY.</u> Bracket, support on frame 16 for circuit breaker angles.	1 1	- S.3		MR/A	
	D.184651 F.184657					Decking, front, assembly. Angle, frame 7, windscreen platform support, port.	- 1	- DTD610			
	F.184658					Angle, frame 7, windscreen platform support, starboard.	1	DTD610			
607	F.184656					Bearing, retractable gun sight mounting.	1	BSS369	C		J.13
	A.184655 G.191789					Block, bearing, gun sight mounting. Bolt, eye, attachment of G.G.S. mounting tension rod, frame 8, starboard.	1 2	S.94.B DTD487	C		J.13 J.12
5374	F.200128					Bolt, eye, attachment of G.G.S. mounting tension rod to socket.	2	S.94.B	C		J.12
1507	F.191788					Bolt, attachment of G.G.S. mounting tubes to socket, starboard only.	10	DTD487	C		J.12
5380	Dtd.487/10C					Bolt, non-magnetic, 2 B.A.	3	DTD487	C		
5381	Dtd.487/11C					Bolt, non-magnetic, 2 B.A.	1	DTD487	C		
5382	Dtd.487/22C					Bolt, non-magnetic, 2 B.A.	2	DTD487	C		
5383	Dtd.487/4E					Bolt, non-magnetic, 1/4" B.S.F.	4	DTD487	C		
	B.184667					Bracket, G.G.S. mounting, port.	1	DTD721			
	B.184668					Bracket, G.G.S. mounting, stbd.	1	DTD721			
	B.184654					Bracket, support for G.G.S.	1	DTD610			
	A.184661					Bracket, support, frame 7, port.	1	DTD610			
	A.184662					Bracket, support, frame 7, stbd.	1	DTD610			
	F.187888					Bracket, windscreen platform starboard, only.	1	DTD610			
	F.186804					Connection, outlet at windscreen platform.	2	DTD364			
	F.186805					Connection, inlet at windscreen platform.	2	DTD364			
5376	F.200362					Fork-joint, R.H. for tension rod.	2	DTD487	C		
5377	F.200363					Fork-joint, L.H. for tension rod.	2	DTD487	C		
	C.184652					Frame, No.7, top portion.	1	DTD610			
3771	Std.1231/6					Lug, locking.	4	S.3	MR/C		4
	B.180639					Member, tie, G.G.S. mounting.	1	T.4			
	D.184650/7					Packing, at G.G.S. mounting brackets.	2	DTD610			
610	F.184777					Plate, retaining, retractable gunsight mounting bearing.	1	DTD610	C		J.13
	C.184659					Platform, windscreen, port.	1	DTD610			
	C.184660					Platform, windscreen, starboard.	1	DTD610			

FUSELAGE - FRONT PORTION

Page J.50

Issued on A.L. No. 1

REF NO	PART NO	DESCRIPTION	QTY	MATL SPEC	PLATE NO
5375	F.200388	Rod, tension.	2	DTD487	C
	A.196174	Shim, at G.G.S. mounting brackets.	2	Brass	
	D.184650/1	Skin, 10 s.w.g.	1	DTD610	
	B.184672	Socket, G.G.S. mounting, top, starboard.	1	L.122	
	B.184670	Socket, G.G.S. mounting, top, port.	1	L.122	
1506	B.190718	Tube, spray, ant-icer.	1	-	C J.13
	A.184673	Tube, G.G.S. mounting.	1	T.4	
	A.184674	Tube, G.G.S. mounting.	1	T.4	
	A.184675	Tube, G.G.S. mounting.	1	T.4	
5781	Std.915/E.20	Washer.	4	-	C
	C.182059	Diaphragm, centre, between frames 10 and 11, assembly.	-	-	
1917	F.196153	Bearing, rudder control lever.	1	DTD364	C J.15
612	F.177165	Bearing, nosewheel door jack anchorage.	1	S.95.B	C J.15
613	A.177446	Bearing and housing, elevator.	1	-	C J.15
614	A.179408	Bearing and housing, elevator.	1	-	C J.15
3118	B.176989	Landing, access panel.	1	DTD610	MR/C -
	F.178257	Packing, at thimbles, frame 10.	2	DTD610	
615	A.176988	Panel, access to nosewheel, undercarriage jack.	1	DTD610	C J.12
2144	Std.1231/3	Tab, locking, nosewheel jack anchorage bearing.	1	S.3	C 4
	F.178337	Thimble, frame 10.	2	S.1	
21	D.177471	Fairing, detachable, aft of hood group.	1	-	A J.12
	E.183254	Floor, pilots, assembly.	-	-	
	F.201279	Angle.	1	L.72	
	B.201113	Bearer, for invertors.	2	L.62	
	A.178021	Bracket, support, for seat rail.	2	Stamping	
	F.192689	Channel, mounting.	1	DTD610	
4002	A.195033	Channel, mounting.	1	DTD610	MR/C
	A.201534	Channel, mounting for aileron feel unit, group.	1	-	
	A.201533	Bracket, mounting.	1	45.C	
-	Std.1509/23/ 079	Tube, distance, 5/16" o/d x 17 s.w.g. x .79" long (Make from 30B/556).	2	T.4	-
	A.201532	Channel, stiffener.	1	L.72	-
616	A.183787	Gasket, access panel, starboard front.	1	Hibudine	C J.14
617	A.183789	Gasket, access panel, starboard, rear.	1	Hibudine	C J.14

FUSELAGE - FRONT PORTION

Issued on A.L. No. 1

Page J, 51

REF. NO.	PART NO.						DESCRIPTION.	NO OFF	MATL. SPEC.	MR. CL of ST.	PLATE NO.
		1	2	3	4	5					
618	B. 183790					Gasket, access panel, port, rear.	1	Hibudine	C	J, 14	
619	A. 183788					Gasket, access panel, port, front.	1	Hibudine	C	J, 14	
	B. 190917					Mounting, inverter.	2	-			
3119	F. 183590					Packing, at attachment of pilots foot ramp.	4	DTD610	MR/C	J, 14	
620	A. 183792					Panel, access, flying controls, starboard, front.	1	DTD610	C	J, 14	
621	B. 183348					Panel, access, flying controls, starboard, rear.	1	DTD610	C	J, 14	
622	B. 183347					Panel, access, flying controls, port, rear.	1	DTD610	C	J, 14	
623	A. 183791					Panel, access, flying controls, port, front.	1	DTD610	C	J, 14	
624	C. 183708					Panel, control column access, group.	1	-	C	J, 14	
625	F. 183710					Block, control column stop.	1	DTD364	C	J, 14	
626	F. 183712					Bolt, special (Pre Mod. 151).	1	S. 95.B	C	J, 14	
	F. 203267					Packing (Mod. 151).	1	S. 95.B			
4895	F. 203268					Stud, (Mod. 151).	1	-	C		
	A. 190904					Platform, mounting, for voltage regulator.	1	DTD610			
1509	C. 189998					Rack, air bottle, group.	1	-	B	J, 14	
1510	F. 189993					Channel, air bottle attachment.	2	DTD610	C	J, 14	
1511	F. 189992					Channel, air bottle attachment.	4	DTD610	C	J, 14	
1512	F. 189988					Washer, profile, at attachment channels.	6	-	C	J, 14	
2155	C. 189998/2					Seating, 1/8" thick x .60" wide.	2	DTD590	MR/C	J, 14	
627	B. 166318					Ramp, pilots foot, port.	1	-	C	J, 14	
628	B. 166319					Ramp, pilots foot, starboard.	1	-	C	J, 14	
270/10454	Dowty SP. 815/2					Seal, bonded.	37	-	C		
1918	Std. 1341/2					Stud, control column access panel.	2	-	C	4	
1919	Std. 1341/3					Stud, control column access panel.	3	-	C	4	
1920	Std. 1341/8					Stud, at access panel, port.	1	-	C	4	
1921	F. 168421					Stud, control column access panel.	2	-	C	J, 14	
	Std. 1509/23/ 082					Tube, distance, 5/16" o/d x 17 s.w.g. x .82" long (Make from 30B/556).	2	T.4	-		
3808	Std. 1509/23/ 040					Tube, distance, 5/16" o/d x 17 s.w.g. x .4" long. (Make from 30B/556) (Referenced 26FH/3030 for Admiralty).	1	T.4	MR/C		

FUSELAGE - FRONT PORTION

Page J, 52

Issued on A.L. No. 1

REF. NO.	PART NO.						DESCRIPTION	NO OFF	MATL. SPEC.	MR. CL. of ST.	PLATE NO.
		1	2	3	4	5					
	C, 182946					Gun package, forward lifting point and joint frames 12 and 13, assembly.	-	-			
3120	F. 201537 F. 179897					Angle. Angle, channel attachment to frame 13.	1 2	L. 72 DTD610	MR/C	-	
3121	A. 178092					Angle, frame 13.	1	DTD610	MR/C	-	
3122	A. 179896					Bracket.	1	DTD166	MR/C	-	
3123	B. 179895					Channel.	1	DTD610	MR/C	-	
3124	A. 181790					Channel, joint, frame 12.	1	DTD610	MR/C	-	
3125	A. 181709					Plate, joint, frame 13.	2	DTD610	MR/C	-	
3126	A. 181710					Strap, lower, frame 13.	1	DTD610	MR/C	-	
3127	A. 181711					Strap, upper, frame 13.	1	DTD610	MR/C	-	
4691	Std. 1547/ 26/12					Washer, profile, channel attachment to frame 12. (Referenced 26AQ/1477 for Admiralty).	4	DTD610	MR/C	-	
1393	Std. 1547/ 26/14					Washer, profile, channel attachment to frame 12. (Referenced 26AQ/3320 for Admiralty).	4	DTD610	C	4	
	D. 179206-7					Landings, gun blast tube access doors, assembly.	-	-			
3128	D. 179206/1					Landing, blast tube, port.	1	DTD610	MR/C	J. 12	
3129	D. 179206/2					Landing, blast tube, port.	1	DTD610	MR/C	J. 12	
3130	D. 179206/3					Landing, blast tube, port.	1	DTD610	MR/C	J. 12	
3131	D. 179206/4					Landing, blast tube, port.	1	DTD610	MR/C	J. 12	
3133	D. 179207/1					Landing, blast tube, starboard.	1	DTD610	MR/C	J. 12	
3134	D. 179207/2					Landing, blast tube, starboard.	1	DTD610	MR/C	J. 12	
3135	D. 179207/3					Landing, blast tube, starboard.	1	DTD610	MR/C	J. 12	
3136	D. 179207/4					Landing, blast tube, starboard.	1	DTD610	MR/C	J. 12	
3137	D. 179207/5					Packing, blast tube landing, starboard.	1	DTD610	MR/C	J. 12	
3132	D. 179206/5					Packing, blast tube landing, port.	1	DTD610	MR/C	J. 12	
1705	Std. 1703/5C					Screw, attachment of detachable fairing. (Referenced 26AQ/3334 for Admiralty).	24	S. 95, B	C	5	
1706	Std. 1703/6C					Screw, attachment of detachable fairing (Referenced 26AQ/3335 for Admiralty).	4	S. 95, B	C	5	
1A/3948	B. 199513 -					Stowage, for crowbar assembly. Crowbar.	- 1	- -	A		
	E. 184290					Structure, cockpit shelf, port assembly.	-	-			
4223	B. 199577					Bracket, mounting, for triple pressure gauge.	1	L. 72	MR/C		

FUSELAGE - FRONT PORTION

Issued on A.L. No. 1

Page J.53

REF. NO.	PART NO.						DESCRIPTION.	NO OFF	MATL. SPEC.	MR. CL of ST.	PLATE NO.
		1	2	3	4	5					
	A. 184303					Bracket, low pressure fuel cock mounting.	1	DTD610			
4224	A. 184304					Cover, low pressure fuel cock.	1	DTD610	MR/C		
	Std. 1590/C					Packing.	1	DTD610			
	B. 184550					Support, throttle box, inboard.	1	DTD610			
	B. 184551					Support, throttle box, outboard.	1	DTD610			
	E. 185354					Structure, cockpit shelf, starboard assembly.	-	-			
1565	‡ A. 188228					Bracket, for oxygen gauge.	1	DTD610	C	-	
	A. 185367					Landing, cockpit shelf.	1	DTD610			
	A. 185366					Landing, cockpit shelf.	1	DTD610			
629	B. 185368					Mounting, compass control unit.	1	DTD610	C	J. 13	
	B. 185358					Mounting, oxygen regulator.	1	DTD610			
	B. 185362					Panel, access to oxygen regulator.	1	DTD610			
	B. 185365					Shelf, fixed, frames 10 to 11.	1	DTD610			
	D. 182512					Structure, frames 3 to 6, assembly.	-	-			
	F. 190905					Angle, thermostat mounting.	1	DTD610			
	C. 189977					Ant-icer tank supports and access panel, assembly.	-	-			
1514	A. 189976					Panel, access.	1	-	C	J. 12	
1515	‡ B. 189973					Support, ant-icer tank, forward, group.	1	DTD610	C	J. 13	
1516	‡ B. 189974					Support, ant-icer tank, rear, group.	1	DTD610	C	J. 13	
3140	B. 189973/3					Packing, 1/16" thick x 1.20" wide x 6.6" long. (Make from 32B/942).	2	Felt	MR/C	-	
630	B. 183655					Beam, radar ranging unit mounting, port.	1	-	C	J. 13	
631	B. 183656					Beam, radar ranging unit mounting, starboard.	1	-	C	J. 13	
3141	B. 179028					Bracket, nose wheel door jack anchorage, group.	1	-	MR/C	J. 13	
	F. 179027					Bearing.	1	S. 1			
	B. 187529					Bracket, pressure controller mounting.	2	DTD610			
3142	B. 179029					Bracket, nose wheel door jack anchorage.	1	DTD610	MR/C	J. 13	
1513	‡ B. 190130					Bracket, ant-icer pump mounting.	1	DTD610	C	J. 13	
	C. 178624					Fasteners, nose piece attachment, assembly.	-	-			
632	F. 178628					Hook.	4	S. 1	C	J. 15	
633	F. 178626					Latch, top.	2	S. 3	C	J. 15	

RESTRICTED

FUSELAGE - FRONT PORTION

Page J. 54

Issued on A.L. No. 1

REF. NO.	PART NO.						DESCRIPTION.	NO. OFF.	MATL. SPEC.	MR. CL. of ST.	PLATE NO.
		1	2	3	4	5					
634	F. 178627					Latch, bottom.	2	S. 3	C	-	
	F. 207961					Lever.	4	DTD166		J. 15	
27FP/5	A. 409					Pip pin.	4	-	C		
636	F. 166450					Spring, latch.	4	Sp. St.	C	J. 15	
3794	Std. 1509/2/104					Tube, distance, 1/4" o/d x 22 s.w.g. x 1.04" long (Make from 30B/555).	8	T. 4	MR/C	4	
-	Std. 1509/2/112					Tube, distance, 1/4" o/d x 22 s.w.g. x 1.12" long (Make from 30B/555).	4	T. 4	-		
	D. 174468					Frame, No. 3, group.	1	-			
	D. 176890					Frame, No. 4, group.	1	-			
3143	D. 176890/3					Frame, side, port.	1	-	MR/C	J. 13	
3144	D. 176890/4					Frame, side, starboard.	1	-	MR/C	J. 13	
	D. 176891					Frame, No. 5, group.	1	-			
3145	D. 176891/3					Frame, side, port.	1	-	MR/C	J. 13	
3146	D. 176891/4					Frame, side, starboard.	1	-	MR/C	J. 13	
	D. 177214					Frame, No. 6, group.	1	-			
	F. 200427					Angle.	2	L. 72			
	F. 177304					Packing, cover plate.	2	LFS, 21			
	F. 177305					Plate, cover.	2	DTD610			
3147	A. 178264					Landing, nose wheel door, frames 3 to 5, port.	1	DTD610	MR/C	J. 12	
3148	A. 178265					Landing, nose wheel door, frames 3 to 5, starboard.	1	DTD610	MR/C	J. 12	
3149	A. 178268					Landing, nose wheel door, frame 3.	1	DTD610	MR/C	J. 12	
4192	C. 177004					Member, edge, port.	1	-	MR/C		
4193	C. 177005					Member, edge, starboard.	1	-	MR/C		
	D. 186056					Mounting, oxygen bottle, assembly.	-	-			
637	F. 186589					Bolt, eye, oxygen cylinder cables.	1	S. 94.B	C	J. 13	
638	F. 186588					Bolt, eye, oxygen cylinder cables.	1	S. 94.B	C	J. 13	
639	A. 186063					Bracket, oxygen cylinder support tubes.	2	DTD610	C	J. 13	
640	A. 186062					Bracket, oxygen cylinder support tubes.	1	DTD610	C	J. 13	
641	F. 186439					Packing.	6	DTD610	C	-	
3150	E. 186056/1					Packing, 3/16" thick x 1.1/2" wide x 5.70" long.	1	DTD590	MR/C	J. 13	
3151	E. 186056/2					Packing, 3/16" thick x 1/2" wide x 1.50" long.	9	DTD590	MR/C	J. 13	

FUSELAGE - FRONT PORTION

Issued on A.L. No.1

Page J.55

REF. NO.	PART NO.						DESCRIPTION.	NO OFF	MATL. SPEC.	MR. CL of ST.	PLATE NO.
		1	2	3	4	5					
3152	E.186056/3					Packing, 3/16" thick x 1.1/2" wide x 4.70" long.	1	DTD590	MR/C	J.13	
270/12001	Dowty SP.815/3					Seal, bonded.	1	-	C		
	B.185643					Mounting, brake relay valve.	1	DTD610			
	C.203190					Panel, access, and landing for aircraft destructor, assembly.	-	-			
4569	C.201287					Landing.	1	L.72	MR/C		
4493	C.201288					Panel, access, group.	1	-	C		
4494	B.201289					Clip, support, for destructor.	1	L.72	C		
	Fairey F.S.430D					Fastener.	2	-			
1839	C.182346					Skin, top.	1	DTD610	B	J.12	
1840	C.182347					Skin, side, port.	1	DTD610	B	J.12	
1841	C.182348					Skin, side, starboard.	1	DTD610	B	J.12	
3153	D.182512/1					Skin, bottom.	1	DTD610	MR/B	J.12	
	B.180205-6					Spigot, lock, nosewheel door, assembly.	-	-			
4052	F.196849					Bolt, spigot attachment.	8	S.94.B	MR/C	J.12	
4879	B.201486					Bracket, spigot mounting, port.	1	DTD610	MR/C	J.15	
4880	B.201487					Bracket, spigot mounting, starboard.	1	DTD610	MR/C	J.15	
3156	F.180210					Plate, serrated.	2	S.95.B	MR/C	J.12	
642	A.186326					Spigot.	2	Stamping	C	J.12	
	A.179237					Stiffener, between frames 3 and 4, port.	1	DTD610			
	A.179238					Stiffener, between frames 3 and 4, starboard.	1	DTD610			
	B.179459					Stiffener, skin, frames 4 and 5, port.	1	DTD610			
	B.179460					Stiffener, skin, frames 4 and 5, starboard.	1	DTD610			
	B.179461					Stiffener, skin, frames 5 and 6, port.	1	DTD610			
	B.179462					Stiffener, skin, frames 5 and 6, starboard.	1	DTD610			
3810	Std.1547/20/10					Washer, profile, at attachment of nosewheel door jack anchorage brackets.	6	DTD610	MR/C	4	
	D.182410					Structure, between keel members, frames 6 to 10, assembly.	-	-			
	F.183898					Angle, attachment of bearing bracket to frame 8 and sealing box.	2	DTD610			
	F.181881					Angle, joint, frame 8.	2	DTD610			

FUSELAGE - FRONT PORTION

Page J, 56

Issued on A.L. No. 1

REF. NO.	PART NO.						DESCRIPTION.	NO OFF	MATL. SPEC.	MR. CL of ST.	PLATE NO.
		1	2	3	4	5					
	F. 181817					Angle, joint, frame 8.	1	DTD610			
643	A. 186268					Block, stop, nose u/c, group.	1	-	C	J. 15	
3157	A. 186268/1					Pad, 5/16" thick x 1.00" wide x 3.50" long.	1	Rubber	MR/C	J. 15	
	B. 180865					Box, sealing, aileron torque tube.	1	L. 17			
	B. 176985					Box, sealing, control column, group.	1	-			
1867	A. 194272					Gasket.	1	Hibudine	C	J. 15	
4443	F. 202036					Panel, access.	1	L. 72	C	J. 15	
	A. 176987					Box, sealing.	1	L. 17			
	A. 181880					Bracket, bearing, rudder lever, group.	1	-			
611	F. 177456					Bearing, rudder control lever.	1	DTD364	C	J. 15	
	F. 182411					Bracket, switch mounting.	1	S. 3			
	A. 181816					Channel, joint, frame 8.	1	DTD610			
	A. 177644					Channel, attachment of rudder pedestal mounting.	1	DTD610			
	B. 176982					Diaphragm, centre, frame No. 7, group.	1	-			
	A. 177495					Bracket, lever and switch mounting.	1	S. 3			
	A. 177496					Bracket, undercarriage sequence valve mounting.	1	S. 3			
	B. 181996					Diaphragm, frame No. 9.	1	DTD610			
645	A. 180433					Housing, bearing, rudder lever, group.	1	-	B	J. 15	
27S/158	Hoffman T. 17					Bearing.	1	-	B		
613	A. 177446					Housing, bearing, rudder lever, group.	1	-	B	J. 15	
27S/158	Hoffman T. 17					Bearing.	1	-	B		
	A. 176979					Mounting, rudder pedestal, port.	1	DTD610			
	A. 176980					Mounting, rudder pedestal, starboard.	1	DTD610			
	A. 181814					Plate, joint, forward, frame 8.	1	DTD610			
	A. 181815					Plate, joint, aft, frame 8.	1	DTD610			
	F. 182412					Plate, profile, frame 8.	1	DTD610			
	A. 177739					Stiffener, at keel member, frame 9.	1	DTD610			
	B. 177144					Stop, nose wheel lock.	1	Stamping			
	F. 182409					Strap, butt, at keel member between frames 9 and 10.	1	DTD610			
	B. 184073					Strap, butt, at keel member, frame 9.	1	DTD610			

FUSELAGE - FRONT PORTION

Issued on A.L. No. 1

Page J 57

REF. NO.	PART NO.						DESCRIPTION	NO OFF	MATL. SPEC.	MR. CL of ST.	PLATE NO.
		1	2	3	4	5					
	F. 178279					Strap, butt, at keel member frame 9.	1	DTD610			
3819	Std. 1548/28/14					Washer, profile.	1	DTD610	MR/C	4	
	E. 182484-5					Structure, frames No. 6 to 18A, assembly.	-	-			
	F. 202753					Angle, support, for cable clip.	1	L. 72			
	D. 181460-1					Attachments, stub wing, assembly.	-	-			
3158	F. 187779					Bracket, upper attachment.	2	S. 3	MR/C	J. 12	
3159	F. 187780					Bracket, lower attachment.	2	S. 3	MR/C	J. 12	
3160	D. 181460/1					Landing, upper, port.	1	DTD610	MR/C	J. 12	
3161	D. 181460/2					Landing, lower, port.	1	DTD610	MR/C	J. 12	
3162	D. 181461/1					Landing, upper, starboard.	1	DTD610	MR/C	J. 12	
3163	D. 181461/2					Landing, lower, starboard.	1	DTD610	MR/C	J. 12	
3816	Std. 1547/30/16					Washer, 3/16" dia. x 16 s.w.g.	8	DTD610	MR/C	4	
	B. 194834					Bracket, mounting, hydraulic pressure switch.	1	DTD610			
	B. 189130					Bracket, support, for spool.	1	DTD610		J. 14	
	A. 195034					Bracket, mounting, for electrical plug.	1	DTD610			
1047	F. 187998					Clip, mounting, for shuttle valve.	1	S. 3	C	J. 12	
1517	B. 189096					Door, footstep, group. (Pre Mod. 63).	1	-	B	J. 12	
4889	B. 200745					Door, footstep, group. (Mod. 63)	1	-	B		
1518	Mills G. P. 4					Pin, 3/16" dia. x 5/8" long.	2	-	C	J. 12	
1519	F. 189104					Plunger (Pre Mod. 63).	2	S. 1	C	J. 12	
4922	F. 200736					Plunger (Mod. 63).	2	S. 1	C		
1520	F. 189113					Spring, release.	1	Sp. St.	C	J. 12	
1521	F. 189105					Spring, torsion, front.	1	Sp. St.	C	J. 12	
1522	F. 189106					Spring, torsion, rear.	1	Sp. St.	C	J. 12	
	C. 187149-50					Duct, service, between frames 6 and 11, assembly.	-	-			
	C. 187149/1					Duct, 1.7/8" o/d x 22 s.w.g.	2	L. 54			
	-					Sleeve, .50" wide x .048" thick x 6.0" long.	1	P. V. C.			
	A. 188490					Socket.					
	D. 183138-9					Floor, rear side portion, assembly.	-	-			
	F. 189128					Spool, hood jettison gear lever mounting.	1	DTD364			
3164	D. 181805					Frame, No. 7, port.	1	-	MR/B	J. 13	
3165	D. 181806					Frame, No. 7, starboard.	1	-	MR/B	J. 13	
3166	E. 181803					Frame, No. 8, port.	1	-	MR/B	J. 13	
3167	E. 181804					Frame, No. 8, starboard.	1	-	MR/B	J. 13	

RESTRICTED

FUSELAGE - FRONT PORTION

REF. NO	PART NO						DESCRIPTION	NO OFF	MATL SPEC	MR. CL of ST.	PLATE NO
		1	2	3	4	5					
	E. 176257					Frame, No. 9, upper portion, port group.	1	-			
	A. 201836					Mounting, for target rejector switch.	1	L. 72			
3168	E. 176258					Frame, No. 9, lower portion, port.	1	-	MR/B	J. 13	
	E. 176259					Frame, No. 9, upper portion, starboard.	1	-			
3169	E. 176260					Frame, No. 9, lower portion, starboard.	1	-	MR/B	J. 13	
	E. 176261					Frame, No. 10, upper portion, port.	1	-			
3170	E. 176262					Frame, No. 10, lower portion, port.	1	-	MR/B	J. 13	
	E. 176263					Frame, No. 10, upper portion, starboard.	1	-			
3171	E. 176264					Frame, No. 10, lower portion, starboard.	1	-	MR/B	J. 13	
	E. 181756					Frame, No. 11, upper portion, port group.	1	-			
	A. 199574					Bracket.	1	-			
4101	A. 111330					Clip, spring, for crowbar stowage.	1	Sp. St.	C		
	E. 181757					Frame, No. 11, upper portion, starboard.	1	-			
3172	E. 181758					Frame, No. 11, lower portion, port.	1	-	MR/B	J. 13	
3173	E. 181759					Frame No. 11, lower portion, starboard.	1	-	MR/B	J. 13	
3174	D. 181698					Frame, No. 12, port group.	1	-	MR/B	J. 13	
	A. 199573					Bracket.	1	-			
	F. 200175					Bracket, stop.	1	-			
4101	A. 111330					Clip, spring, for crowbar stowage.	1	Sp. St.	C		
3175	D. 181699					Frame No. 12, starboard group.	1	-	MR/B	J. 13	
	F. 179046					Angle, relay mounting (Referenced 26AQ/3515 for Admiralty).	2	DTD610			
3176	D. 181677					Frame, No. 13, port.	1	-	MR/B	J. 13	
3177	D. 181678					Frame, No. 13, starboard.	1	-	MR/B	J. 13	
	E. 182120					Frame, No. 14, side portion, port, group.	1	-			
	F. 189129					Angle.	2	DTD610			
	F. 189252					Angle, landing.	2	DTD610			
	F. 178049					Angle, floor.	1	DTD610			
	F. 178047					Block, sealing.	1	LFS, 21			

FUSELAGE - FRONT PORTION

Issued on A.L. No.1

Page J.59

REF. NO.	PART NO.					DESCRIPTION	NO OFF	MATL SPEC.	MR. CL of ST.	PLATE NO.
		1	2	3	4 5					
	A.190946				Mounting, hood motor relay, group.	1	DTD610			
1922	Std. 1341/13				Stud, special.	1	-	C	4	
1179	F.177747 A.177021				Plate, mounting, hood motor. Union, bulkhead.	4 2	DTD610 DTD364	C	J. 14	
	E.182121				Frame, No.14, side portion, starboard, group.	1	-			
	F.178050				Angle, floor.	1	DTD610			
	F.178048				Block, sealing.	1	LFS.21			
	F.191001				Bracket, mounting of compass amplifier.	2	DTD610			
	F.191002				Bracket, mounting of compass amplifier.	1	DTD610			
	E.182122				Frame, No.14, centre portion, group.	1	-			
	F.194165				Block, sealing.	1	LFS.21			
1708	F.189186 A.193141 A.190947				Bracket, stop. Mounting, anti "G" air filter. Mounting, hood motor relay, group.	1 1 1	DTD364 S.3 DTD610	C	J. 14	
1922	Std. 1341/13				Stud, special.	1	-	C	4	
	F.177747 C.189999				Plate, hood motor mounting. Rack, anti "G" air bottle, assembly.	2 -	DTD610 -		J. 14	
1511	F.189992 B.189997				Channel, attachment. Rack, group.	6 1	DTD610 DTD610	C	J. 14	
2155	C.189998/2				Seating, 1/8" thick x .60" wide.	2	DTD590	MR/C	J. 14	
1512	F.189988				Washer.	6	DTD610	C	J. 14	
	D.176249				Frame, No.15, port.	1	-			
	D.176250				Frame, No.15, starboard.	1	-			
	D.181890				Frame, No.16, side portion, port.	1	-			
	D.181891				Frame, No.16, side portion, starboard.	1	-			
	D.176269				Frame, No.17A, port.	1	DTD610			
	D.176270				Frame, No.17A, starboard group.	1	DTD610			
	A.204331				Bracket, support, for circuit breaker angles.	1	L.72			
	D.180278				Frame, No.17B, port.	1	DTD610			
	D.180279				Frame, No.17B, starboard.	1	DTD610			
	D.176272				Frame, No.18A, port.	1	-			
	D.176273				Frame, No.18A, starboard.	1	-			

FUSELAGE - FRONT PORTION

Page J.60

Issued on A.L. No.1

REF. No.	PART No.						DESCRIPTION	No OFF	MATL. SPEC.	MR CL of ST.	PLATE No.
		1	2	3	4	5					
3178	A.178277					Landing, gun package, door, rear.	2	DTD610	MR/C	J.12	
3179	A.179799					Landing, gun package door, front, port.	1	DTD610	MR/C	J.12	
3180	A.179800					Landing, gun package door, front, starboard.	1	DTD610	MR/C	J.12	
3181	A.178266					Landing, nosewheel door, port.	1	DTD610	MR/C	J.15	
3182	A.178267					Landing, nosewheel door, starboard.	1	DTD610	MR/C	J.15	
3183	B.182482					Landing, gun package access door, frame 11, port.	1	DTD610	MR/C	J.12	
3184	B.182483					Landing, gun package access door, frame 11, starboard.	1	DTD610	MR/C	J.12	
	E.177824-5					Longeron, bottom, frames No.8 to 19, assembly.	-	-			
	F.175839					Angle, frame No.18A, port.	1	DTD610			
	F.175840					Angle, frame No.18A, starboard.	1	DTD610			
	F.178540					Angle, frame No.18A.	2	DTD610			
	F.178539					Angle, wireless bay access door hinge bracket, frame No.16.	2	DTD610			
	F.177637					Angle, frames No.9, 10 & 11, port.	3	DTD364			
	F.177638					Angle, frames No.9, 10 & 11, starboard.	3	DTD364			
	F.178350					Angle, frame No.11, port.	1	DTD364			
	F.178351					Angle, frame No.11, starboard.	1	DTD364			
	F.178352					Angle, frame No.10, port.	1	DTD364			
	F.178353					Angle, frame No.10, starboard.	1	DTD364			
	F.178117					Block, distance, frames No.9, 10 and 11.	6	Casting			
647	Std.325/90N					Bolt, special, wireless bay access door hinge.	4	S.2	C	4	
3185	F.178013					Bracket, hinge, gun access doors.	4	S.95.B	MR/C	-	
3186	F.178014					Bracket, hinge, gun access doors.	4	S.95.B	MR/C	-	
	A.177973					Bracket, frame No.14.	2	Stamping	-		
	A.200576					Bracket, gun package locating.	2	S.3			
	A.177941					Bracket, frame No.15.	2	Stamping			
	A.176903					Bracket, frame No.16.	2	Stamping			
	A.177942					Channel, frame No.12.	2	Stamping			
	F.177989					Channel, frame No.13.	2	DTD610			
	A.180325					Fitting, frame No.18A.	2	S.98.B			
	F.187882					Mounting, valve.	1	S.3			
648	F.173339					Nut, special, support spigot.	6	S.97.B	C	J.15	
	F.178015					Packing, at wireless bay access door, frames 16 & 18A.	4	DTD610			
	Std.1548/32/14					Packing, at attachment angle, frame 13.	2	DTD610			

FUSELAGE - FRONT PORTION

Issued on A.L. No. 1

Page J.61

REF. NO.	PART NO.						DESCRIPTION	NO OFF	MATL. SPEC.	MR. CL of ST.	PLATE NO.
		1	2	3	4	5					
3187	F.178016					Shim, at gun access door hinge brackets, frames 11 & 12.	8	Brass	MR/C	-	
649	F.182539					Spigot, support, gun package.	6	S.97.B	C	J.15	
	E.177342-3					Longeron, top, assembly.	-	-			
	F.175841					Angle, outboard, frame 18A, port.	1	DTD610			
	F.175842					Angle, outboard, frame 18A, starboard.	1	DTD610			
	F.175837					Angle, inboard, frame 18A, port.	1	DTD610			
	F.175838					Angle, inboard, frame No.18A, starboard.	1	DTD610			
	A.201367					Bracket, lamp.	1	L.72			
	F.203581					Bracket, lamp.	1	L.72			
5282	F.206785					Bracket, pivot, hood rails, port.	1	-	C	J.13	
	F.206786					Bracket, pivot hood rails, starboard.	1	-	C		
	A.180324					Fitting, frame 18A.	2	S.98.B			
4190	A.200477					Lock, hood release, port, group.	2	-	C	J.13	
4191	A.200478					Lock, hood release, starboard, group.	2	-	C	J.13	
3188	F.186501					Bolt, spring anchorage.	8	S.95.B	MR/C	J.13	
3189	F.186502					Nut, spring anchorage.	8	S.95.B	MR/C	J.13	
3190	F.151094					Spring, sear.	4	Sp.St.	MR/C	J.13	
1709	F.186574					Lug, hinge.	1	DTD364	C	J.14	
1710	F.186575					Lug, hinge.	1	DTD364	C	J.14	
1923	F.183864					Plate, nut, at pivot bracket.	1	S.3	C	J.13	
	E.175729-30					Member, keel, assembly.	-	-			
	F.177164					Bearing, nosewheel door jack anchorage.	1	S.95.B			
611	F.177456					Bearing, rudder control lever.	2	DTD364	C	J.15	
	A.165906					Block, pivot bolt support, port.	1	DTD166			
	A.165907					Block, pivot bolt support, starboard.	1	DTD166			
	F.177756					Block, hinge, nosewheel door.	2	-			
652	F.177166					Nut-plate, at nosewheel door jack anchorage bearing.	1	S.3	C	J.15	
1924	F.177757					Nut-plate, at nosewheel door hinge block.	2	S.3	C	-	
646	A.178256					Panel, access to nosewheel pivot bolt.	2	DTD610	C	J.12	
	A.198857					Pipe, drain, for hood rail, port.	1	-			
	A.198858					Pipe, drain, for hood rail, starboard.	1	-			

RESTRICTED

FUSELAGE - FRONT PORTION

Page J.62

Issued on A.L. No.1

REF. NO.	PART NO.						DESCRIPTION.	NO OFF	MATL. SPEC.	MR. CL. of ST.	PLATE NO.
		1	2	3	4	5					
1844	‡ E.183242/1					Skin, side, port.	1	DTD610	B	J.12	
1845	‡ E.183243/1					Skin, side, starboard.	1	DTD610	B	J.12	
	E.183240					Skin, side, port, group.	1	-			
	E.183241					Skin, side, starboard, group.	1	-			
	F.201370					Angle, top, for dimmer switch mounting plate.	1	L.72			
	F.201371					Angle, bottom, for dimmer switch mounting plate.	1	L.72			
3192	A.178273					Landing, gun access door front.	2	DTD610	MR/C	J.12	
3193	A.178278					Landing, gun access door rear.	2	DTD610	MR/C	J.12	
1842	E.183240/1					Skin, side, port.	1	DTD610	B	J.12	
1843	E.183241/1					Skin, side, starboard.	1	DTD610	B	J.12	
1846	E.183244					Skin, bottom frames 9 to 11, port (A.195133 to be supplied loose).	1	DTD610	B	J.12	
1847	E.183245					Skin, bottom, frames 9 to 11, starboard (A.195133 to be supplied loose).	1	DTD610	B	J.12	
1848	E.183246					Skin, bottom, frames 6 to 9, port.	1	DTD610	B	J.12	
1849	E.183247					Skin, bottom, frames 6 to 9, starboard.	1	DTD610	B	J.12	
	C.179465					Tube, blast, fixed, assembly.	-	-			
3194	A.190410					Plate, locking.	4	DTD610	MR/C	J.15	
1925	F.179410					Stud, gun pedestal attachment.	16	S.99.B	C	J.15	
	B.179466					Tube, blast.	2	T.55			
	B.179467					Tube, blast.	2	T.55			
	E.184702					Structure, between frames No.12 and 18A, assembly.	-	-			
	C.183223					Decking, rear, assembly.	-	-			
	B.180745					Diaphragm, frame No.16.	1	DTD610			
	D.176271					Frame, No.18A, top portion.	1	DTD610			
	D.176268					Frame, No.17A, top portion.	1	DTD610			
	D.180277					Frame, No.17B, top portion.	1	DTD610			
	C.183223/1					Skin, 16 s.w.g.	1	DTD610			
	D.184552					Fairing, fixed, aft of hood, assembly.	-	-			
	D.181889					Frame, No.16 centre portion.	1	DTD610			
	D.184552/1					Skin.	1	DTD610			
653	A.182899					Gasket, detachable, flying control shroud.	1	Rubber	C	J.12	
	C.182877					Longeron, tie seat rail attachment and flying control casing, assembly.	-	-			
	B.179049					Bracket, top longeron tie, frame 13, forward.	1	DTD610			

RESTRICTED

HAL 2733/2

FUSELAGE - FRONT PORTION

Issued on A.L. No. 1

REF. NO.	PART NO.	DESCRIPTION					NO OFF	MATL. SPEC.	MR. CL. of ST.	PLATE NO.
		1	2	3	4	5				
	B. 179050					Bracket, top longeron tie, frame 13, aft.	1	DTD610		
	B. 182883					Bracket, seat guide rail attachment.	1	Stamping		
	B. 179051					Bracket, top longeron tie, frame 13, forward.	1	DTD610		
	B. 179052					Bracket, top longeron tie, frame 13, aft.	1	DTD610		
	A. 192039					Bracket, mic-tel. socket. mounting.	1	S, 3		
	C. 182878					Casing, flying controls.	1	DTD610		
	C. 190601					Platform, mounting.	1	DTD610		
654	B. 182900					Shroud, detachable flying controls.	1	DTD213	C	J. 12
3871	A. 197684					Strip, washer at detachable shroud.	2	DTD610	C	-
3872	A. 197685					Strip, washer at detachable shroud.	2	-	C	-
3873	A. 197686					Strip, washer at detachable shroud.	2	-	C	-

RESTRICTED

FUSELAGE - FRONT PORTION

Page J.64

Issued on A.L. No.1.

REF. NO	PART NO						NO OFF	MATL. SPEC	MR CL of ST.	PLATE NO
		1	2	3	4	5				

Pages J.65 to J.70 reserved for amendments

RESTRICTED

HAL 2713/1

FUSELAGE - FRONT PORTION

Issued on A.L. No. 1

Page J.71

REF. NO.	PART NO.						DESCRIPTION.	NO OFF	MATL. SPEC.	MR. CL of ST.	PLATE NO.
		1	2	3	4	5					
<u>SUMMARY OF STOCK ITEMS</u>											
28D/12512	A25.1C					Bolt, 2 B.A.					
28D/12513	A25.2C					Bolt, 2 B.A.					
28D/12531	A25.3C					Bolt, 2 B.A.					
28D/12532	A25.4C					Bolt, 2 B.A.					
28D/12533	A25.5C					Bolt, 2 B.A.					
28D/12537	A25.14C					Bolt, 2 B.A.					
28D/12538	A25.15C					Bolt, 2 B.A.					
28D/12519	A25.3E					Bolt, 1/4" B.S.F.					
28D/12570	A25.11E					Bolt, 1/4" B.S.F.					
28D/12546	A25.14E					Bolt, 1/4" B.S.F.					
28D/12547	A25.15E					Bolt, 1/4" B.S.F.					
28D/12716	A25.16E					Bolt, 1/4" B.S.F.					
28D/13112	A30.2E					Bolt, 1/4" B.S.F.					
28D/13611	A25.17J					Bolt, 3/8" B.S.F.					
28D/12825	A25.18J					Bolt, 3/8" B.S.F.					
28D/12774	A25.4G					Bolt, 5/16" B.S.F.					
28M/13403	AGS.572.AP					Nut, 6 B.A.					
28M/13271	A24.EP					Nut, 1/4" B.S.F.					
28M/12929	A27.CP					Nut, 2 B.A.					
28L/13124	A27.CT					Nut, 2 B.A.					
28M/10288	AGS.2001.C1					Nut, 2 B.A.					
28M/10290	AGS.2001.E1					Nut, 1/4" B.S.F.					
28L/12931	A27.ET					Nut, 1/4" B.S.F.					
28L/13454	A27.ETL					Nut, 1/4" B.S.F.					
28M/12928	A27.E.P.					Nut, 1/4" B.S.F.					
28M/13375	A27.G.P.					Nut, 5/16" B.S.F.					
28M/13295	A27.J.P.					Nut, 3/8" B.S.F.					
28P/862	SP.4.Y.D4					Pin.					
28P/12431	SP.9.C6					Pin, split.					
28D/8341	AS.1248/1C					Screw, 2 B.A.					
28D/13786	AS.2920/1C					Screw, 2 B.A.					
28D/8307	AS.1242/2C					Screw, 2 B.A.					
28D/8309	AS.1242/4C					Screw, 2 B.A.					
28D/8310	AS.1242/6C					Screw, 2 B.A.					
28D/8312	AS.1242/8C					Screw, 2 B.A.					
28D/8316	AS.1242/13C					Screw, 2 B.A.					
28D/11527	AS.1242/17C					Screw, 2 B.A.					
28S/2862	A32/C16					Screw, 2 B.A.					
28D/8342	AS.1248/2C					Screw, 2 B.A.					
28D/9588	AS.1248/3C					Screw, 2 B.A.					

FUSELAGE - FRONT PORTION

REF. NO	PART NO	DESCRIPTION					NO OFF	MATL SPEC	MR CL of ST	PLATE NO
		1	2	3	4	5				
28F/11852	AGS. 1111/A	Union.								
28W/12296	SP. 15C	Washer, 2 B.A.								
28W/12355	SP. 16C	Washer, 2 B.A.								
28W/12496	SP. 15E	Washer, 1/4" dia.								
28W/12297	SP. 16E	Washer, 1/4" dia.								
28W/12347	SP. 16G	Washer, 5/16" dia.								
28W/12322	SP. 16J	Washer, 3/8" dia.								
28W/12525	SP. 15N	Washer, 7/16" dia.								
28N/256	AGS. 191D	Washer.								
28F/11903	AGS. 1115/1	Washer-plate.								

FUSELAGE - REAR PORTION

Issued on A.L. No. 1

Page J.75

REF. NO.	PART NO.						DESCRIPTION	NO OFF	MATL SPEC.	MR. CL of ST.	PLATE NO.
		1	2	3	4	5					
1045	C.190970						<u>REAR FUSELAGE COMPLETE, GROUP.</u> (Less fuel tanks, elevator boosters, hydraulic accumulator and tail plane actuator).	1	-	A	J.16
544	E.177228						Rear fuselage structure group.	1	-	MR/A	-
	C.205594						Cover, protective for hydraulic components, assembly.	-	-		
	A.205598						Angle.	1	L.72		
	F.205599						Angle.	1	L.72		
	F.205600						Angle.	1	L.72		
	A.205621						Angle.	1	L.72		
	B.205597						Diaphragm.	1	L.72		
	D.205595						Member, side.	1	L.72		
5702	C.205596						Panel, access.	1	L.72	MR/C	
	C.193007						Drain, at engine exhaust, sub-assembly.	-	-		
1869	A.194394						Bracket, support.	1	DTD610	C	J.19
4024	F.195740						Clip.	1	S.3	MR/C	
1870	B.193008						Funnel.	1	S3, T26 & S1	C	J.19
1871	B.193009						Guide.	1	S3 & T26	C	J.19
1872	F.193010						Spring.	1	Sp.St.	C	J.19
2379	F.193011						Washer, retaining.	1	DTD610	MR/C	J.19
	E.190782						Electrical installation assembly, (See section "E").	-	-		
1857	D.183727						Fin, dorsal, group.	1	-	A	J.16
711	‡ B.186345						Bracket, clamp, for hydraulic accumulator.	1	S3 &	C	J.19
712	‡ B.183608						Bracket, for flying controls, at Frame 49, group.	1	-	C	J.18
713	F.173109						Bracket, bearing.	1	DTD364	C	J.18
714	F.183607						Shim.	1	Laminum	C	J.18
3738	Std. 840/29						Clip, supporting, 7/16" wide x 22 s.w.g. x 2.9" long (Make from 30B/1433).	1	DTD610	MR/C	4
715	F.186346						Clamp, for hydraulic accumulator.	1	S3 & Felt	C	J.19
	F.197178						Duct, for electrical cable.	1	L.54		
	F.197179						Duct, for electrical cable.	1	L.54		
	C.184121						Former, at frame 46, for securing detachable spine.	1	DTD610		
	C.186071						Former, at frame 51.	1	DTD610		

RESTRICTED

FUSELAGE - REAR PORTION

Page J.76

Issued on A.L. No. 1

REF. NO.	PART NO.						DESCRIPTION	NO OFF	MATL. SPEC.	MR CL of ST.	PLATE NO.
		1	2	3	4	5					
	F.185858					Label, at elevator charging valve.	1	DTD610			
2376	C.188864					Landing, for access panel.	1	DTD610	MR/C	J.17	
2377	F.183736					Landing, for access panel, to flying control bolt.	1	DTD610	MR/C	J.17	
2378	B.183734					Landing, for access panel, flying controls.	1	DTD610	MR/C	J.17	
716	B.183735					Panel, access, to flying controls.	1	DTD610	C	J.16	
717	F.183737					Panel, access, for flying control bolt.	2	DTD610	C	J.16	
718	C.188863					Panel, access, to hydraulic accumulator, charging valve, electrical relays and terminal block, group.	1	DTD610	C	J.16	
4888	Std.1509/1/ 012					Tube, distance, 3/16" o/d x 22 s.w.g. x .12" long (Make from 30B/618).	5	T.4	MR/C	4	
4602	A.200876					Window.	1	Perspex	C		
4555	Std.915/A/22					Washer.	5	DTD610	C	4	
	D.183727/1					Skin, port.	1	DTD610			
	D.183727/2					Skin, starboard.	1	DTD610			
	D.183727/3					Strap, butt.	1	DTD610			
-	E.177243					Flying controls assembly. (See section 'D').	-	-	-		
	C.190971					Fireproofing (See Page J.99).	-	-	-		
	D.183183					Formers, sub-assemblies.					
	F.193853					Angle, for attaching hydraulic pipes.	2	DTD610			
313	A.171454					Bracket, mounting of idling links, frame 41.	2	DTD610	C	J.17	
282	A.169493					Bracket, mounting of idling links, frame 45.	2	DTD610	C	J.17	
1582	B.189840					Bracket, for pressure reducing valve.	1	S.3	C	J.17	
1583	B.189841					Bracket, for pressure reducing valve.	1	S.3	C	J.17	
1584	A.189579					Clip, half, for air filter attachment, port.	1	S.3	C	J.17	
1585	A.189580					Clip, half, for air filter attachment, starboard.	1	S.3	C	J.17	
	B.189589					Mounting and stowage points, for hydraulic flexible coupling, sub-assembly.	-	-			
	A.189590					Platform, mounting.	1	DTD610			

RESTRICTED

HAL 17-71

FUSELAGE - REAR PORTION

Issued on A.L. No.1

Page J.77

REF. NO	PART NO						DESCRIPTION	NO OFF	MATL. SPEC.	MR. CL of ST.	PLATE NO
		1	2	3	4	5					
	F.183903					Stowage, dummy.	1	DTD364			
	F.183904					Stowage, dummy.	1	DTD364			
292	F.165986					Packing, at attachment of rudder and elevator levers.	10	DTD610	C	-	
	B.193111					Panel, at frame 47.	1	S.3			
	F.189335					Plate, nut.	1	S.3			
	F.189187					Plate, nut.	1	S.3			
	D.181015					Frame 40B, group.	1	-			
4728	Std.1231/4					Lug, locking, for wire locking of rear transport joint nuts (Referenced 26FH/3466 for Admiralty).	15	S.3	MR/C	4	
719	F.175758					Nut, securing, at transport joint.	15	S.98.B	C	J.17	
4156	F.200285					Packing, at rear of spigot.	15	S3 or S1	C	J.17	
4729	F.199064					Plate, instruction, at base of frame.	1	L.16	MR/C		
721	F.181010					Spigot, at transport joint.	15	S.98.B	C	J.17	
	D.177649					Frame 52, group.	1	-			
2380	C.177113					Angle, forward, outer.	1	DTD364	MR/C	J.19	
2381	C.177114					Angle, aft, outer.	1	DTD364	MR/C	J.19	
2382	B.177115					Angle, forward and aft inner.	2	DTD364	MR/C	J.19	
4906	F.197241					Bracket, securing, electrical cables.	1	DTD610	MR/C		
2383	B.177579					Channel.	1	DTD610	MR/C	J.19	
2384	B.167060					Fitting, forward, port, for fin attachment.	1	Stmpg.	MR/C	J.19	
2385	B.167061					Fitting, forward, starboard, for fin attachment.	1	Stmpg.	MR/C	J.19	
4211	Std.1687/2					Saddle, securing electrical cables.	1	DTD610	C	4	
2386	D.177575/1					Web, lower, portion forward.	1	DTD546	MR/C	J.19	
2387	D.177575/2					Web, lower, portion aft.	1	DTD546	MR/C	-	
	D.177823					Frame 55, group.	1	-			
	F.189386					Angle, for jet pipe mounting, port.	1	DTD610			
	F.189387					Angle, for jet pipe mounting, starboard.	1	DTD610			
2389	B.177788					Boom, bottom, front.	1	DTD364	MR/C	J.19	
2388	B.177789					Boom, bottom, rear.	1	DTD364	MR/C	J.19	
4269	A.177812					Channel, inner boom.	1	L.A.	MR/C		
2390	C.177119					Fitting, for rear tail plane and fin attachment.	1	Stmpg.	MR/C	J.19	

RESTRICTED

FUSELAGE - REAR PORTION

Page J.78

Issued on A.L. No.1

REF. No	PART No						DESCRIPTION	No OFF	MATL. SPEC.	MR. CL. of ST.	PLATE No
		1	2	3	4	5					
2391	A.177870					Plate, joint.	2	DTD610	MR/C	J.19	
2392	A.187418					Plate, end.	2	-	MR/C	J.19	
	F.190604					Shim-washer, for jet pipe mounting attachment.	2	Laminated Alum.			
	F.190145					Spacer, at jet pipe mounting angle.	2	DTD364			
2393	D.177749/1					Web, rear.	2	DTD546	MR/C	-	
2394	D.177749/4					Web, front.	2	DTD546	MR/C	J.19	
-	C.183828					Fuel system assembly (See section 'N').	-	-			
-	D.187925					Hydraulic installation assembly (See section 'N').	-	-			
	E.187407					Jet pipe support, assembly.	-	-			
	D.187408-9					Mounting for jet pipe, sub-assembly.	-	-			
722	F.187724					Nut, special.	4	S.1	C	J.19	
723	A.187721					Plate, serrated.	2	S.95.B	C	J.19	
724	B.187722					Slide, mounting, port.	2	Stmpg.	C	J.19	
726	F.187720					Shims, packing.	QR	DTD610	C	J.19	
1606	F.190541					Stud.	1	S.94.B	C	J.19	
1607	F.190542					Stud.	1	S.94.B	C	J.19	
1608	C.190691					Rail, handling.	1	-	C	J.19	
732	F.189442					Strap, forward, securing rail at frame 55.	1	DTD364	C	J.19	
731	F.189443					Strap, aft, securing rail at frame 55.	1	DTD364	C	J.19	
2395	B.184011					Landing, aft, for detachable spine, port.	1	DTD610	MR/C	J.16	
2396	B.184012					Landing, aft, for detachable spine, starboard.	1	DTD610	MR/C	J.16	
2397	A.184009					Landing, forward, for detachable spine, port group.	1	DTD610	MR/C	J.16	
2398	A.184010					Landing, forward, for detachable spine, starboard group.	1	DTD610	MR/C	J.16	
27FP/341	Dzus S5.325					Spring.	2	-			
751	Std.915/A/20					Washer (Referenced 26AQ/2598 for Admiralty).	1	DTD610	C	4	
	D.177846					Mounting, for tail plane actuator, assembly.	-	-			
1711	A.177688					Fitting, pivot, for actuator.	1	Stmpg.	C	J.17	
733	B.185073					Panel, access, for jet pipe coupling fuel connections, thermo-couples and ignitor plug, group.	4	DTD610	C	J.16	
27FP/85	Dzus F.540					Fastener.	3	-	C		

RESTRICTED

HAL 2733/2

FUSELAGE - REAR PORTION

Issued on A.L. No.1

Page J.79

REF. NO.	PART NO.						DESCRIPTION.	NO OFF	MATL. SPEC.	MR. CL. of ST.	PLATE NO.
		1	2	3	4	5					
734	A.185188						Panel, access, for thermocouples group.	4	DTD610	C	J.16
27FP/85	Dzus F.540						Fastener.	1	-	C	
735	A.184848						Panel, access, for jet pipe rear mounting.	2	DTD610	C	J.16
736	A.185009						Panel, access, for fuel tank switch.	2	DTD610	C	J.16
	B.188783						Picketing point, at frame 52, assembly.	-	-		
	A.188358						Bracket, port.	1	DTD610		
	A.188359						Bracket, starboard.	1	DTD610		
2399	A.180407						Socket, slinging, group.	1	DTD364	MR/C	J.16
737	F.159451						Plug.	1	DTD364	C	J.16
	Std.1509/2/ 152						Tube, distance, 1/4" o/d x 22 s.w.g. x 1.52" long (Make from 30B/555).	2	T.4		
	Std.1509/2/ 166						Tube, distance, 1/4" o/d x 22 x 1.66" long (Make from 30B/555).	2	T.4		
	Std.1547/28/ 16						Washer, packing.	4	DTD610		
	C.185991/2						Plate, doubling, bottom half, at frame 40B.	1	DTD610		
	C.188585						Platform, mounting, for selector valve, group.	1	-		
2400	B.188584						Platform.	1	DTD610	MR/C	J.17
	B.190993						Skid, tail, assembly.	-	-		
1579	A.190994						Skid.	1	Ash	C	J.16
	D.183184						Skin and structure supporting tank, group.	1	-		
742	A.188817						Cover, for fuel contents gauge, port.	1	DTD610	C	J.17
743	A.188818						Cover, for fuel contents gauge, starboard.	1	DTD610	C	J.17
29	C.177231						Spine, detachable, group.	1	-	A	J.16
	B.183742						Stiffener, front, group.	1	DTD610		
27FP/341	Dzus S5.325						Spring.	2	-	C	
	C.177231/1						Skin.	1	DTD610		
	D.183218						Structure, side portion, port, group.	1	-		

FUSELAGE - REAR PORTION

Page J.80

Issued on A.L. No.1

REF. NO.	PART NO.						DESCRIPTION.	NO OFF	MATL. SPEC.	MR CL of ST.	PLATE NO.
		1	2	3	4	5					
	D.183219					Structure, side portion, starboard, group.	1	-			
	A.188174					Beam, for slinging socket, group.	2	-			
	B.188104					Beam, group.	1	-			
2401	A.188105					Socket, slinging.	1	DTD364	MR/C	J.17	
113	F.180423					Plug, screwed.	1	DTD364	C	J.17	
	C.184956					Landing, for jet pipe coupling and ignition plug access panel, group.	4	DTD610			
27FP/619	Dzus FLA.5.225					Cage.	3	-	C		
	C.184955					Landing, for thermocouples access panel, group.	2	DTD610			
27FP/619	Dzus FLA.5.225					Cage.	1	-	C		
2402	C.185010					Plate, reinforcing, port, for equal tank switch access door.	1	DTD610	MR/C	J.17	
2403	C.185011					Plate, reinforcing, starboard for equal tank switch access door.	1	DTD610	MR/C	J.17	
2404	B.184847					Plate, reinforcing.	1	DTD610	MR/C	J.17	
1855	D.202157/1A					Skin, port.	1	DTD610	B	J.16	
1856	D.202158/1A					Skin, starboard.	1	DTD610	B	J.18	
	B.191149					Ventilators between frames 46 and 47, sub-assembly.	-	-			
	A.191150					Plate, reinforcing.	2	DTD610			
2405	A.191151					Louvre.	2	L.59	MR/C	J.16	
2406	D.183220					Structure, bottom portion, group.	1	-	MR/B	J.16	
	C.185646/3					Plate, doubling, at frame 52.	1	DTD610			
	C.191817					Plug, tell-briefing assembly.	-	-			
1611	Std.323/20N					Bolt, shoulder.	2	S.2	C	J.18	
1609	A.191823					Cover.	1	DTD213	C	J.18	
1610	B.191822					Door, access.	1	DTD610	C	J.18	
1612	C.191817/1					Strip, 1/16" thick x .38" wide.	1	Rubber DTD560	C	J.18	
1613	C.191817/2					Strip, 1/16" thick x .38" wide.	1	Rubber DTD560	C	J.18	
2407	F.189828					Ring, reinforcing.	1	DTD610	MR/C	-	
	C.186467					Strap, joint, at frame 55.	1	DTD610			
1854	E.202159/1A					Skin.	1	DTD610	B	J.16	
2408	D.190596					Structure, rear extension, group.	1	-	MR/A	J.16	
1614	F.190589					Bracket, locating spigot on tail cone.	4	DTD364	C	J.18	

FUSELAGE - REAR PORTION

Issued on A.L. No. 1

REF. NO.	PART NO.						DESCRIPTION.	NO OFF	MATL. SPEC.	MR. CL of ST.	PLATE NO.
		1	2	3	4	5					
4907	King Aircraft Corp. D5067					Fitting, attachment.	1	-	MR/C	J. 18	
	D. 190473-5					Frame 56.	1	DTD610			
	D. 190476-8					Frame 57.	1	DTD610			
	B. 190529					Landing, top, locating tail cone.	1	DTD610			
	B. 190530					Landing, side, port, locating tail cone.	1	DTD610			
	B. 190531					Landing, side, starboard, locating tail cone.	1	DTD610			
	B. 190532					Landing, bottom, locating tail cone.	1	DTD610			
1024	King Aircraft Corp. C3103					Lever, and catch pin.	1	-	C	J. 18	
1025	King Aircraft Corp. D3060/2					Locking, screw.	1	-	C	J. 18	
	D. 190596/1					Skin, side, port.	1	DTD610			
	D. 190596/2					Skin, side, starboard.	1	DTD610			
	D. 190596/3					Skin, bottom.	1	DTD610			
	D. 186503					Structure, below tailplane assembly.	-	-			
744	B. 188226					Bracket, rear, for elevator booster unit.	1	Stmpg.	C	J. 18	
745	B. 188224					Bracket, forward, for elevator booster unit.	1	Stmpg.	C	J. 17	
4727	A. 198686					Bracket, mounting, for terminal Block No. 43.	1	DTD610	MR/C		
4867	F. 199663					Guide, for flexible pipes.	1	-	MR/C		
2412	C. 188288					Landing, for tailplane actuator access panel, starboard.	1	DTD610	MR/C	J. 18	
2413	B. 189167					Landing, for tailplane actuator access panel, port.	1	DTD610	MR/C	J. 16	
2414	B. 186518					Landing, for selector valve and elevator power assisted control, access panel.	1	DTD610	MR/C		
2415	F. 188747					Landing, for elevator booster unit, access door.	2	DTD610	MR/C	J. 18	
1580	F. 188746					Panel, access, to elevator booster unit attachments.	2	DTD610	C	J. 18	
5272	C. 207286					Panel, access, for tailplane actuator, starboard, group.	1	-	B	J. 18	
5273	C. 207286/2					Panel, lower.	1	L. 72	C		
747	A. 189166					Panel, access, for tailplane actuator, port.	1	DTD610	C	J. 16	
748	B. 186517					Panel, access, for selector valve and elevator power assisted control.	1	DTD610	C	J. 16	

FUSELAGE - REAR PORTION

Page J.82

Issued on A.L. No.1

REF. No.	PART No.						DESCRIPTION	No OFF	MATL. SPEC.	MR CL of ST.	PLATE No.
		1	2	3	4	5					
	B.186461					Rib, above tailplane between frame 51 and 52.	1	DTD610			
4211	Std. 1687/2					Saddle for clipping electrical	4	DTD610	C	5	
1581	F.189937					Shim, for elevator booster unit bracket.	8	Laminated Alum.	C	J.18	
1852	D.186503/1					Skin, port (undrilled and trimming allowance).	1	DTD610	B	J.16	
1853	D.186503/2					Skin, starboard (undrilled and trimming allowance).	1	DTD610	B	J.18	
	Std. 1507/24/ 016					Tube, distance 3/8" o/d x 17 s.w.g. x .16" long (Make from 30A/1469).	4	T.26			
3817	Std. 1548/30/ 12					Washer, profile (Referenced 26AQ/2950 for Admiralty).	8	DTD610	MR/C	4	
	Std. 1549/36/ 12					Washer, profile.	2	DTD610			
	C.190482					Structure, rear, below tailplane, assembly.	-	-			
2409	F.192763					Edge, trailing, top portion.	1	LFS.21	MR/C	J.16	
2410	F.190513					Edge, trailing, aft portion.	1	DTD364	MR/C	J.16	
2411	A.186407					Landing, for elevator operating arm connection, access panel.	2	DTD610	MR/C	J.17	
1712	F.186406					Panel, access, for elevator operating arm connection,	2	DTD610	C	J.16	
	B.186270					Rib, tail, for attaching access and fairing panels.	1	DTD610			
1858	C.190482/1					Skin, port (undrilled and trimming allowance).	1	DTD610	B	J.16	
1859	C.190482/2					Skin, starboard (undrilled and trimming allowance).	1	DTD610	B	J.18	

FUSELAGE - REAR PORTION

Issued on A.L. No. 1

REF. No.	PART No.						DESCRIPTION.	No OFF	MATL. SPEC.	MR. CL of ST.	PLATE No
		1	2	3	4	5					

Pages J.84 to J.91 reserved for amendments.

FUSELAGE - REAR PORTION

Issued on A.L. No.1.

Page J.93

REF. No.	PART No.						DESCRIPTION.	No OFF	MATL. SPEC.	MR. CL of ST.	PLATE No.
		1	2	3	4	5					
<u>SUMMARY OF STOCK ITEMS</u>											
28D/12512	A25.1.C					Bolt, 2 B.A.					
28D/12531	A25.3.C					Bolt, 2 B.A.					
28D/8307	AS.1242.2.C					Bolt, 2 B.A.					
28D/8308	AS.1242.3.C					Bolt, 2 B.A.					
28D/8323	AS.1242.2.E.					Bolt, 1/4" B.S.F.					
28M/13274	A24.P.P					Nut, 9/16" B.S.F.					
28/12929	A27.C.P.					Nut, 2 B.A.					
28M/12928	A27.E.P.					Nut, 1/4" B.S.F.					
28M/12930	A27.E.S					Nut, 1/4" B.S.F.					
28M/10286	AGS.2001.A.1					Nut, 6 B.A.					
28M/10288	AGS.2001.C.1					Nut, 2 B.A.					
28M/11957	AGS.2007.C.1					Nut, 2 B.A.					
28M/12421	AGS.2018.C.1					Nut, 2 B.A.					
28P/5412	AGS.1551/2					Pin, locking					
28P/12462	SP.9.C.8					Pin, split					
28S/2810	A33.A.12					Screw					
28S/6611	A37.C.20					Screw					
28W/12296	SP.15.C					Washer, 2 B.A. i/d					
28W/12496	SP.15.E					Washer, 1/4" i/d					
28W/12324	SP.15.G					Washer, 5/16" i/d					

FUSELAGE - REAR PORTION

REF. NO.	PART NO.						DESCRIPTION.	NO OFF	MATL. SPEC.	MR. CL. of ST.	PLATE NO.
		1	2	3	4	5					

FUSELAGE - AIR BRAKE

Issued on A.L. No.1.

Page J.95

REF. No.	PART No.						DESCRIPTION	No OFF	MATL SPEC	MR. CL of ST.	PLATE No.
		1	2	3	4	5					
						<u>AIR BRAKE ASSEMBLY</u>	-	-			
4938	D.204125					Air Brake, group	1	-	A	J.24	
	E.204400					Anchorage, for jack, group	1	Stmpg.	A		
9439	B.204309					Bush	2	S.96.B	G	J.24	
	F.204324										
4940	Std.1553/G/ 140					Bolt, securing jack anchorage	1	S.99.B	G	5	
4941	Std.1553/G/ 180					Bolt, securing jack anchorage	3	S.99.B	G		
5970	F.204386					Angle cleat, attaching former No.1 outer portion, port	1	DTD.364	MR/C	-	
5971	F.204387					Angle cleat, attaching former No.1 outer portion, stbd.	1	DTD.364	MR/C	-	
5972	F.204390					Angle cleat, attaching former No.1 centre portion, port	1	DTD.364	MR/C	-	
5973	F.204391					Angle cleat, attaching former No.1 centre portion, stbd.	1	DTD.364	MR/C	-	
5974	F.204401					Angle cleat, attaching former No.2 outer portion, port	1	DTD.364	MR/C	-	
5975	F.204402					Angle cleat, attaching former No.2 outer portion, stbd.	1	DTD.364	MR/C	-	
5976	B.204357					Channel, centre, front	1	L.72	MR/C	J.24	
5977	B.204358					Channel, centre, rear	1	L.72	MR/C	J.24	
5978	B.204482					Fitting, hinge, port, group	1	Stmpg.	MR/C	J.24	
4943	F.204036					Bush	2	BSS.369	C	J.24	
5979	B.204483					Fitting, hinge, starboard, group	1	Stmpg.	MR/C	J.24	
4944	F.205200					Bush	2	BSS.369	C	J.24	
5980	D.204359					Former No.1, centre portion	1	L.72	MR/C	J.24	
5981	D.204360					Former No.1, outer portion, port	1	L.72	MR/C	J.24	
5982	D.204361					Former No.1, outer portion, stbd.	1	L.72	MR/C	J.24	
5983	C.204369					Former No.1A, centre portion, port	1	L.72	MR/C	J.24	
5984	C.204370					Former No.1A, centre portion, stbd.	1	L.72	MR/C	J.24	
5985	D.204362					Former No.2, centre portion	1	L.72	MR/C	J.24	
5986	D.204363					Former No.2, outer portion, port	1	L.72	MR/C	J.24	
5987	D.204364					Former No.2, outer portion, stbd.	1	L.72	MR/C	J.24	
5988	B.204371					Rib, nose, centre	1	L.72	MR/C	J.24	
5989	B.204458					Rib, nose, outer, port	1	L.72	MR/C	J.24	
5990	B.204459					Rib, nose, outer, starboard.	1	L.72	MR/C	J.24	
5991	C.204365					Rib, hinge, inner, port	1	L.72	MR/C	J.24	
5992	C.204366					Rib, hinge, inner, starboard	1	L.72	MR/C	J.24	
5993	D.204367					Rib, hinge, outer, port	1	L.72	MR/C	J.24	
5994	D.204368					Rib, hinge, outer, starboard	1	L.72	MR/C	J.24	
5996	D.204379					Skin, outer	1	L.72	MR/B	J.24	
5995	D.204378					Skin, inner	1	L.72	MR/B	J.24	
5997	D.204376					Skin, nose, outer, port	1	L.72	MR/B	J.24	
5998	D.204377					Skin, nose, outer, starboard	1	L.72	MR/B	J.24	

FUSELAGE - REAR PORTION

Issued on A.L. No.1.

REF. NO.	PART NO.						DESCRIPTION.	NO OFF	MATL SPEC.	MR. CL. of ST.	PLATE NO.
		1	2	3	4	5					
<u>SUMMARY OF STOCK ITEMS</u>											
28D/12512	A25.1.C.					Bolt, 2 B.A.					
28D/12531	A25.3.C.					Bolt, 2 B.A.					
28D/8307	AS.1242.2.C					Bolt, 2 B.A.					
28D/8308	AS.1242.3.C					Bolt, 2 B.A.					
28D/8323	AS.1242.2.E					Bolt, 1/4" B.S.F.					
28M/13274	A24.P.P.					Nut, 9/16" B.S.F.					
28M/12929	A27.C.P.					Nut, 2 B.A.					
28M/12928	A27.E.P.					Nut, 1/4" B.S.F.					
28M/12930	A27.E.S.					Nut, 1/4" B.S.F.					
28M/10286	AGS.2001.A.	1				Nut, 6 B.A.					
28M/10288	AGS.2001.C.	1				Nut, 2 B.A.					
28M/11957	AGS.2007.C.	1				Nut, 2 B.A.					
28M/12421	AGS.2018.C.	1				Nut, 2 B.A.					
28P/5412	AGS.1551/2					Pin, locking					
28P/12462	SP.9.C.8.					Pin, split					
28S/2810	A33.A.12					Screw					
28S/6611	A37.C.20					Screw					
28W/12296	SP.15.C					Washer, 2 B.A. i/d					
28W/12496	SP.15.E					Washer, 1/4" i/d					
28W/12324	SP.15.G					Washer, 5/16" i/d.					

FUSELAGE - FIREPROOFING

REF. NO.	PART NO.					DESCRIPTION.	NO OFF	MATL. SPEC.	MR. CL. of ST.	PLATE NO.
		1	2	3	4 5					
	C.190971	<u>FIREPROOFING AND TANK SUPPORT PANELS ASSEMBLY.</u>					-	-		
3973	D.193107	Box, fireproof, group.					1	-		
3880	A.193119	Panel, detachable.					1	S.3	C	J19
3881	F.193123	Plate, sealing.					2	S.3	C	J19
351	E.188062	Panel, support, detachable, port.					1	DTD166 & 610	A	J19
352	E.188063	Panel, support, detachable, starboard.					1	DTD166 & 610	A	J19
3972	† F.194740	Pipe, drain, from fireproof box.					1	DTD253	-	
	F.191463	Plate, cover.					2	DTD610		
1452	F.189544	Plate, sealing.					2	S.3	C	J19
1460	D.191555	Ring, segment, top portion, group.					1	S.3	B	J19
-	D.191555/2	Sealing strip, (Make from Wallington Weston Section SS 182/H/3 Ref. No.3882).					42"	Hibudine	-	
1461	D.191556	Ring, segment, top side portion, port group.					1	S.3	B	J19
-	D.191556/2	Sealing strip, (Make from Wallington Weston Section SS 182/H/3 Ref. No.3882).					17½"	Hibudine	-	
-	D.191556/3	Sealing strip, (Make from Wallington Weston Section SS 182/H/3 Ref. No.3882).					9¼"	Hibudine	-	
1462	D.191557	Ring, segment, top side portion, starboard group.					1	S.3	B	J19
-	D.191556/2	Sealing strip, (Make from Wallington Weston Section SS 182/H/3 Ref. No.3882).					17½"	Hibudine	-	
-	D.191556/3	Sealing strip, (Make from Wallington Weston Section SS 182/H/3 Ref. No.3882).					9¼"	Hibudine	-	
1463	D.191558	Ring, segment, lower side portion, port group.					1	S.3	B	J19
-	D.191558/2	Sealing strip, (Make from Wallington Weston Section SS 182/H/3 Ref. No.3882).					10"	Hibudine	-	
1464	D.191559	Ring, segment, lower side portion starboard group.					1	S.3	B	J19
-	D.191558/2	Sealing strip, (Make from Wallington Weston Section SS 182/H/3 Ref. No.3882).					10"	Hibudine	-	
1465	D.191560	Ring, segment, bottom portion, group.					1	S.3	B	J19
-	D.191560/2	Sealing strip, (Make from Wallington Weston Section SS 182/H/3 Ref. No.3882).					24"	Hibudine	-	

† For details see piping chart.

FUSELAGE - FIREPROOFING

REF. NO.	PART NO.						DESCRIPTION	NO OFF	MATL. SPEC.	MR. CL of ST.	PLATE NO.
		1	2	3	4	5					
1458	B.189523						Strap, joint top.	1	DTD364	C	J19
1459	B.189524						Strap, joint bottom.	1	DTD364	C	J19
2693	F.191464						Strip, retaining cover plate.	2	DTD610	MR/C	J19

FUSELAGE - FIREPROOFING

REF. NO.	PART NO.						DESCRIPTION	NO OFF	MATL SPEC	MR. CL. of ST.	PLATE NO.
		1	2	3	4	5					
<u>SUMMARY OF STOCK ITEMS</u>											
28D/12512	A25.1C						Bolt, 2 B.A.				
28D/12513	A25.2C						Bolt, 2 B.A.				
28D/12514	A25.3E						Bolt, 1/4" B.S.F.				
28D/8324	AS.1242.3E						Bolt, 1/4" B.S.F.				
28S/2820	A33.C20						Screw, 2 B.A.				
28F/	AGS.1170.D						Nipple.				
28W/12252	SP.13C						Washer, 2 B.A.				
28W/12296	SP.15C						Washer, 2 B.A.				
28W/14206	SP.23C						Washer, 2 B.A.				

FUSELAGE - HOOD JETTISON GEAR

Issued on A.L. No. 1

Page J103

REF. NO.	PART NO.	DESCRIPTION					NO OFF	MATL SPEC.	MR. CL of ST	PLATE NO.
		1	2	3	4	5				
		<u>HOOD JETTISON GEAR ASSEMBLY</u>					-	-		
5275	E.189285 Std. 1954/45	Adaptor, for bell crank lever lubricator.					1	L.65.C	C	5
5274	F.205020	Bolt, greaser, for bell crank lever.					2	S.95	C	J.20
	C.200897	Bracket, mounting.					1	S.3		J.20
	F.191787	Bracket, stop.					1	S.3		
873	F.189282	Bush, spherical.					4	S.95.Bor S.96.B	C	J.20
1935	F.196363	Bush, for emergency release cable.					1	Rubber	C	J.20
874	A.189119	Cable, de-seal valve control, group. Consisting of:-					1	-	B	J.20
	Std. 1920/1	Adjuster.					1	DTD364		5
	Std. 1920	Adjuster, c/w sleeve and nut.					1	-		5
29H/	Bowden	Cable, 5 cwt.					QR	W.11	C	
29H/	Bowdenex T.3	Conduit.					QR	-	C	
28N/9943	AS.1252	Fork-end.					2	-	C	
29H/	Bowden PN.23	Nut.					1	-	C	
28L/12931	A27.ET	Nut.					1	-	C	
	Std. 1920/2	Sleeve.					1	DTD364		5
29H/	Bowden PN.999	Stop.					1	-	C	
875	A.189300	Cable, emergency release, group. Consisting of:-					1	-	B	J.20
29H/	Bowden	Cable, 5 cwt.					QR	W.11	C	
29H/	Bowden PN. 1997	Nipple.					1	-	C	
	-	Ring, split key type 1.50" i/d.					1	Steel		
	A.189300/2	Sleeve, duratube 58, yellow, 5 m/m i/d x .45 m/m thick x 4.57" long.					1	-		
30B/1006	-	Wire, 26 s.w.g.					QR	Copper	C	
4557	A.199983	Cable, operating, group. Consisting of:-					1	-	B	J.20
	Std. 1920/1	Adjuster.					1	DTD364		5
	Std. 1920	Adjuster, c/w sleeve and nut.					1	-		5
29H/	Bowden	Cable, 5 cwt.					QR	W.11	C	
29H/	Bowdenex T.3	Conduit.					QR	-	C	
28N/9938	SP.37A	Eye-end.					1	-	C	
28N/10083	AS.1260	Fork-end.					1	-	C	
29H/	Bowden PN.23	Nut.					1	-	C	
	Std. 1920/2	Sleeve.					1	DTD364		5
29H/	Bowden PN.999	Stop.					1	-	C	
877	A.189120	Cable, control to release unit, group. Consisting of:-					1	-	B	J.20
	Std. 1920/1	Adjuster.					1	DTD364		5
	Std. 1920	Adjuster, c/w sleeve and nut.					1	-		5

FUSELAGE - HOOD JETTISON GEAR

Page J104

Issued on A.L. No. 1

REF. NO.	PART NO.						DESCRIPTION	NO OFF	MATL SPEC	MR. CL of ST	PLATE NO
		1	2	3	4	5					
29H/	Bowden					Cable, 5 cwt.	QR	W.11	C		
29H/	Bowdenex T.3					Conduit.	QR	-	C		
28N/10084	AS.1276					Eye-end.	2	-	C		
29H/	Bowden PN.23					Nut.	1	-	C		
28L/12931	A27.ET					Nut.	1	-	C		
	Std.1920/2					Sleeve.	1	-		5	
29H/	Bowden PN.999					Stop.	1	-	C		
3745	Std.841/17					Clip, support, 7/16" wide x 22 s.w.g.	1	DTD610	C	4	
4883	F.201442					Cover, for jettison switch.	1	S.3	MR/C	J.20	
878	B.189246					Cover.	1	Plastic	C	J.20	
4882	F.200921					Guard, pulley.	1	L.72	MR/C	J.20	
	A.189296					Duct.	1	T.26			
	B.299424					Handle.	1	Stamping			
	F.193581					Label, indicator.	1	DTD213			
	F.193582					Label, indicator.	1	DTD213			
4558	F.199940					Latch.	1	DTD610	C	J.20	
	F.202632					Lever.	1	S.80	C	J.20	
880	A.189122					Lever.	1	S.80	C	J.20	
881	A.189124					Lever.	1	S.80	C	J.20	
	F.192126					Lever.	1	S.80	C	J.20	
883	F.189280					Link.	1	S.95,Bor S.96,B	C	J.20	
27FP/4	A.407					Pin, pip.	1	-	C		
885	F.189708					Pin.	1	S.95,Bor S.96.B	C	J.20	
699	F.187671					Pin.	1	S.1	C	J.20	
1713	F.193683					Pin, special.	2	S.95.B	C	J.20	
1714	F.193684					Pin, special.	2	S.95.B	C	J.20	
886	F.189342/1					Plate, sealing.	1	S.3	C	J.20	
28R/13515	AS.104					Pulley.	1	-	B		
887	A.189278					Rod, connecting.	1	-	C	J.20	
888	A.189275					Rod, connecting, group.	2	-	C	J.20	
	F.189276					Eye-end.	1	S.95.B			
889	A.189271					Rod, connecting, group.	2	-	C	J.20	
	F.189273					Eye-end.	1	S.95.B			
890	A.189340					Rod, connecting, group.	1	-	B	J.20	
891	F.175050					Bellows.	1	Rubber	C	J.20	
892	F.189342					Support.	1	T26 or S.3	C	J.20	
893	A.189299					Shackle.	1	S.1	C	J.20	
	A.199943					Shaft, cable anchorage.	1	DTD364		J.20	
894	F.189127					Spindle.	1	S.95.B	C	J.20	
4559	F.199942					Spring.	1	Steel	C	J.20	
3786	Std.1508/4/ 116					Tube, distance, 3/8" o/d x 22 s.w.g. x 1.16" long. (Make from 30A/971).	2	T.26	MR/C	4	

RESTRICTED

FUSELAGE - HOOD JETTISON GEAR

Issued on A.L. No.1

Page J105

REF. NO	PART NO						DESCRIPTION	NO OFF	MATL. SPEC	MR. CL. of ST.	PLATE NO
		1	2	3	4	5					
896	B.189066						Unit, release, group.	1	-	B	J.20
897	F.189118						Bolt, special.	4	S.95.B or S.96.B	C	J.20
898	A.127278						Bolt, special.	4	S.1	C	J.20
899	F.189074						Bolt.	2	S.95.B or S.96.B	C	J.20
900	A.189071 F.189069						Casing. Coupling.	1 1	- S.95.B or S.96.B	C	J.20
901	F.189068						Eye-end.	1	S.95.B or S.96.B	C	J.20
902	F.189075						Lever.	1	S.80	C	J.20
903	F.189077						Lever.	1	S.80	C	J.20
904	A.126610						Nut, special 'H'.	1	S.20	C	J.20
	A.127030						Packing.	1	L.1		
905	A.189073						Plug.	1	S.1	C	J.20
906	F.189067						Plug.	1	DTD.364	C	J.20
907	F.169854						Plunger.	1	DTD.364	C	J.20
908	F.189072						Rod.	1	S.95.B or S.96.B	C	J.20
909	F.189070 A.126828						Sleeve. Spring. (Referenced 26AQ/4105 for Admiralty).		S.1 DTD.239	C C	J.20 J.20
910	A.127031						Washer, (Referenced 26FH/1917 for Admiralty).		Rubber	C	J.20
911	F.189343						Washer, sealing.		Rubber	C	J.20
1570	Std.914/B/24						Washer, special, 4 B.A.		S1 or S3	C	4
3767	Std.915/B/20						Washer, special, 4 B.A.		DTD.364	C	4
3763	Std.915/B/24						Washer, sepcial, 4 B.A.		DTD.364	C	4
3765	Std.915/C/24						Washer, sepcial, 2 B.A.		DTD.364	C	4
1572	Std.915/E/24						Washer, special, 1/4" dia.		DTD.364	C	4
912	F.176949						Window, (Referenced for Admiralty 26AQ/2633).		Perpex.	C	J.20

RESTRICTED

FUSELAGE - HOOD JETTISON GEAR

Page J106

Issued on A.L. No.1

REF. NO.	PART NO.						NO. OF	MATERIAL SPEC.	MR. CL. of ST.	PLATE NO.
		1	2	3	4	5				

Pages J107 to J108 reserved for Amendments

REF. NO.	PART NO.	DESCRIPTION					NO OFF	MATL SPEC	MR. CL. of ST.	PLATE NO.
		1	2	3	4	5				
<u>SUMMARY OF STOCK ITEMS</u>										
28D/12566	A25.6C	Bolt, 2 B.A.								
28D/12629	A25.8C	Bolt, 2 B.A.								
28D/12633	A25.7E	Bolt, 1/4" B.S.F.								
28D/12820	A25.13G	Bolt, 5/16" B.S.F.								
28D/8309	AS.1242.40	Bolt, 2 B.A.								
28D/9296	AS.1242.15E	Bolt, 1/4" B.S.F.								
28D/13789	AS.2920.1B	Bolt, 4 B.A.								
28K/549	SP3.Y.412	Fork-end.								
28L/13140	A27.BT	Nut, 4 B.A.								
28M/13121	A27.CS	Nut, 2 B.A.								
28L/12931	A27.ET	Nut, 1/4" B.S.F.								
28M/12930	A27.ES	Nut, 1/4" B.S.F.								
28M/10287	AGS.2001.B1	Nut, 4 B.A.								
28M/10288	AGS.2001.C1	Nut, 2 B.A.								
28M/10291	AGS.2001.G1	Nut, 5/16" B.S.F.								
28M/10328	AGS.2002.C1	Nut, 2 B.A.								
28M/13439	AGS.572.CP	Nut, 5/16" B.S.F.								
28P/812	SP4.Y.A2	Pin.								
28P/815	SP3.Y.A5	Pin.								
28P/816	SP4.Y.A6	Pin.								
28P/828	SP4.Y.B2	Pin.								
28P/831	SP4.Y.B5	Pin.								
28P/12587	SP9.C4	Pin, split.								
28P/12462	SP9.C8	Pin, split.								
28S/2760	A31.C12	Screw, 2 B.A.								
28S/14546	A31.C14	Screw, 2 B.A.								
28S/2766	A31.C16	Screw, 2 B.A.								
28W/3098	AGS.162C	Washer, 2 B.A.								
28W/12246	SP.10.C	Washer, 2 B.A.								
28W/12700	SP.10.J	Washer, 3/8" dia.								
28W/12296	SP.15.C	Washer, 2 B.A.								
28W/12496	SP.15.E	Washer, 1/4" dia.								
28W/12355	SP.16.C	Washer, 2 B.A.								
28W/12347	SP.16.G	Washer, 5/16" dia.								

FUSELAGE - HOOD AND WINDSCREEN

Issued on A.L. No. 1

Page J.111

REF. NO.	PART NO.						DESCRIPTION	NO OFF	MATL. SPEC.	MR CL of ST.	PLATE NO.
		1	2	3	4	5					
	D.189583							-	-		
						<u>HOOD AND WINDSCREEN INSTALLATION,</u>					
						<u>ASSEMBLY.</u>					
3874	A.194721					Air-dryer, (TRIPLEX A3919).	1	-	A	J.22	
1523	F.173856					Banjo, for air-dryer pipe.	1	DTD364	C	J.22	
946	F.189582					Bolt, wing, mirror attachment.	1	S1,S3	C	J.22	
1524	F.173857					Bolt, banjo, for air-dryer pipe.	1	DTD364	C	J.22	
5378	Dtd.487/5C					Bolt, for windscreen attachment.	32	DTD487	C		
5379	Dtd.487/6C					Bolt, for windscreen attachment.	4	DTD487	C		
4983	F.207323					Cage, locking.	1	-	C		
3734	Std.840/14					Clip, pipe support, 7/16" wide x 22 s.w.g. (Make up from 30B/1433) (Referenced 26FH/3219 for Admiralty).	2	DTD610	MR/C	4	
947	B.189349					Gasket, attachment of windscreen to frame 7.	1	Rubber	C	J.22	
948	B.189350					Gasket, bottom, at attachment of windscreen to platform.	2	DTD378	C	J.22	
949	B.189351					Gasket, top, at attachment of windscreen to platform.	2	DTD378	C	J.22	
5907	D.207575					Hood, sliding, group.	1	-	A	J.22	
383	F.186216					Pin, for horizontal rollers.	20	S.94.B	C	J.22	
384	F.186674					Pin, for vertical rollers.	12	S.95.B	C	J.22	
385	F.186676					Roller, horizontal.	20	S.1	C	J.22	
4152	F.200162					Roller, vertical.	24	S.1	C	J.22	
2373	A.127245					Washer.	12	S.3	C	J.22	
4243	B.201331					Mirror, pilots, group.	1	-	B	J.22	
4244	A.195563					Mirror, glass.	1	-	B	J.22	
2416	D.189583/1					Pipe, air-dryer to windscreen valve, 5/16" o/d x 3/16" i/d x 24" long.	1	P.V.C.	MR/C	J.22	
5253	B.202897					Rail, hood, group.	2	-	B	J.22	
	F.169943					Roller.	2	S.80.B			
	F.202896					Piece, distance.	2	T.58			
953	C.183550					Seal, hood.	1	Rubber	C	J.22	
4003	F.197710					Seal, hood lock.	4	Rubber	C	J.22	
4237	B.200669					Strip, clamping at hood seal, front.	1	L.72	C	J.22	
4238	A.200670					Strip, clamping, at hood seal, rear.	1	L.72	C	J.22	
2417	B.193738					Strip, nut, at hood seal.	2	DTD610	MR/C	J.22	
1526	F.191042					Washer, sealing, for air dryer pipe connection.	2	Rubber	C		
2375	E.187100					Windscreen, group.	1	-	MR/A	J.22	
1505	F.189354					Cap, mirror mounting.	1	S.80	C	J.22	
3869	B.187598					Finisher, corner, port.	1	DTD610	C	J.22	

FUSELAGE - HOOD WINDSCREEN

Page J, 112

Issued on A.L. No. 1

REF. NO.	PART NO.						DESCRIPTION.	NO OFF	MATL. SPEC.	MR. CL of ST.	PLATE NO.
		1	2	3	4	5					
3870	B.187599						Finisher, corner, stbd.	1	DTD610	C	J.22
387	C.187107						Finisher, arch, top centre.	1	DTD166	C	J.22
388	C.187108						Finisher, arch, port.	1	DTD166	C	J.22
389	C.187109						Finisher, arch, stbd.	1	DTD166	C	J.22
390	B.187112						Finisher, side panel, bottom, port.	1	DTD610	C	J.22
391	B.187113						Finisher, side panel, bottom, stbd.	1	DTD610	C	J.22
392	A.187114						Finisher, arch, bottom.	1	DTD610	C	J.22
1504	A.189353						Mounting, pilots mirror.	1	S.80	C	J.22
393	F.187343						Nut, for cover plate and finishers.	68	-	C	J.22
177	C.183018 *						Panel, front, (pre mod.48).	1	DTD761	A	-
4277	C.199916						Panel, front (mod.48).	1	DTD870	A	J.22
178	D.183019						Panel, side, port.	1	DTD339B	A	J.22
179	D.183020						Panel, side, stbd.	1	DTD339B	A	J.22
1615	Mills GP.5						Pin, 1/8" dia. x 5/16" long, for mirror mounting cap.	1	-	C	J.22
394	B.187110						Plate, cover, front panel retaining, port.	1	DTD166	C	J.22
395	B.187111						Plate, cover, front panel retaining, starboard.	1	DTD166	C	J.22
396	B.187115						Sealing, side panel, port.	1	Rubber	C	J.22
397	B.187116						Sealing, side panel, starboard.	1	Rubber	C	J.22
398	B.187099						Sealing, front panel.	1	Rubber	C	J.22
4150	Std.915/C/22						Washer, at top screws.	4	DTD610	C	4

FUSELAGE - HOOD AND WINDSCREEN

Issued on A.L. No.1

Page J.113

REF. NO.	PART NO.						DESCRIPTION.	NO OFF	MATL SPEC.	MR. CL of ST.	PLATE NO.
		1	2	3	4	5					
<u>SUMMARY OF STOCK ITEMS</u>											
28D/12528	A25-1B					Bolt, 4 B.A.					
28D/12511	A25-2B					Bolt, 4 B.A.					
28D/12513	A25-2C					Bolt, 2 B.A.					
28D/12531	A25-3C					Bolt, 2 B.A.					
28D/8301	AS.124.2/2B					Bolt, 4 B.A.					
28D/8302	AS.124.2/3B					Bolt, 4 B.A.					
28D/8307	AS.124.2/2C					Bolt, 2 B.A.					
28D/8308	AS.124.2/3C					Bolt, 2 B.A.					
28D/8507	AS.124.2/5C					Bolt, 2 B.A.					
28D/8337	AS.124.8/1B					Bolt, 4 B.A.					
28D/9744	AS.124.8/2B					Bolt, 4 B.A.					
28M/12929	A27-CP					Nut, 2 B.A.					
28L/13124	A27-CT					Nut, 2 B.A.					
28M/10327	AGS,2002/B1					Nut, 4 B.A.					
28M/10328	AGS,2002/C1					Nut, 2 B.A.					
28S/2773	A31.8.20					Screw, 4 B.A.					
28S/14548	A33.C10					Screw, 2 B.A.					
28W/12346	SP.10/B					Washer, 4 B.A.					
28W/12296	SP.15/C					Washer, 2 B.A.					
28W/12324	SP.15/G					Washer, 5/16" dia.					
28W/3098	AGS,162/C					Washer, 2 B.A.					

FUSELAGE - HOOD WINDING GEAR

Issued on A.L. No.1

Page J.115

REF. NO.	PART NO.						DESCRIPTION.	NO OFF	MATL. SPEC.	MR. CL. of ST.	PLATE NO.
		1	2	3	4	5					
	D.187117						<u>HOOD WINDING GEAR ASSEMBLY.</u>	-	-		
	D.186215						Actuator and cross shaft, assembly.	-	-		
5W/309	B.186227						Actuator, group.	1	-		
	Rotax						Actuator, Rotary.	1	-	A	
	C.5209L										
560	B.186228						Housing, group.	1	-	B	J.21
27S/	Torrington						Bearing, needle.	1	-	B	J.21
	B.1012										
561	F.186230						Bush.	2	BSS.369	C	J.21
562	A.186231						Sprocket.	1	S.95.B	C	J.21
563	F.186232						Washer, sprocket retaining.	1	S.3	C	J.21
5256	F.202895						Bolt, for cross shaft pinion housing.	4	S.95.B	C	J.21
27KB/161	AS.914/48P						Chain.	2	-	B	J.21
567	F.169576						Eye-end, tension rod (Referenced 26AQ/1597 for Admiralty).	2	S.1	C	J.21
568	F.186217						Eye-end, tension rod.	2	S.1	C	J.21
569	A.186224						Housing, cross shaft pinion, group.	1	-	C	J.21
570	F.186225						Bearing.	1	BSS.369	C	J.21
571	F.186226						Bearing.	1	BSS.369	C	J.21
573	F.186219						Pinion, cross shaft.	2	S.95.B	C	J.21
1503	F.189478						Rod, tension, for actuator.	2	S.95.B	C	J.21
575	F.186218						Shim, cross shaft housing.	2	L.2	C	J.21
5252	B.202856						Shaft, cross, group.	1	-	B	J.21
564	A.188564						Block, bearing.	1	Stmpg.	C	J.21
4001	Std.1292/9C						Bolt, attaching plug end.	2	S.2	MR/C	4
565	Std.1292/8C						Bolt, attaching plug end. (Referenced 26AQ/135 for Admiralty).	2	S.2	C	4
1564	Std.1292/10C						Bolt, attaching sprocket.	2	S.2	C	4
5254	Dowty						Seal "O".	2	-	C	
	GD.1309/6										
5255	Dowty						Seal "O".	2	-	C	
	GD.1309/9										
577	F.186865						Sprocket.	1	S.95.B	C	J.21
2192	Std.915/C/14						Washer, 2 B.A.	2	DTD.610	C	4
4117	Std.1283/G						Washer, shim.	2	Lamimum	C	4
578	Std.1547/50/12						Washer, profile.	2	DTD.610	C	4
5386	A.205009						Box, control, group.	1	-	B	J.21
533 †	A.188521						Box, actuator control, group.	1	-	B	J.21
555	F.188527						Knob, level.	1	BSS.771	C	J.21
554	A.188524						Lever.	1	S.3	C	J.21
559	A.188987						Cable, control box to bell crank lever, group.	1	-	B	J.21
	Std.1920						Consisting of:- Adjuster, c/w sleeve and nut.	1	-		5

RESTRICTED

FUSELAGE - HOOD WINDING GEAR

REF. NO.	PART NO.	DESCRIPTION	NO OFF	MATL SPEC	MR. CL of ST.	PLATE NO.
29H/	Bowden	Cable, 5 cwt.	QR	W.11	C	
29H/	Bowdenex T.3	Conduit.	QR	-	C	
28N/9938	SP.37.A	Eye-end.	1	-	C	
28N/9943	SP.38.A	Fork-end.	1	-	C	
5K/2911	SP.40.B.14	Grommet.	2	-	C	
	A.178859	Plug.	1	DTD.364		
29H/	Bowden	Stop.	1	-	C	
	PN.999					
585	A.188529	Switch, hood actuator, group.	1	-	A	J.21
2374	B.191749	Cable, F.40 group (See cable chart).	1	-	MR/B	J.21
586	F.188532	Lever.	1	S.80	C	J.21
587	F.188531	Lever.	1	S.80	C	J.21
588	F.188533	Link.	1	S.3	C	J.21
589	Mills G.P.5	Pin, grooved, 1/16" dia x 3/8" long.	2	-	C	J.21
5F/	Hellerman	Sleeve, P.V.C. 0.6" long.	1	1738	C	
	P.3 Grey			Type B		
590	F.188534	Spring.	1	Sp.St.	C	J.21
5F/2279	Hellerman	Strapping.	7"	-	C	
	H.V.3254					
5F/2280	Hellerman	Stud.	1	-	C	
	H.V.3255					
5CW/4199	-	Switch.	1	-	B	
5CW/4331	-	Transfer, "Open".	1	-	C	
5CW/4332	-	Transfer, "Shut".	1	-	C	
3799	Std.1509/12/042	Tube, distance, 1/4" o/d x 20 s.w.g. x 0.42" long). (Make from 30B/554).	4	T.4	MR/C	4.
556	A.188986	Cable, bell crank lever to actuator, group. Consisting of:-	1	-	B	J.21
	Std.1920	Adjuster, c/w sleeve and nut.	2	-		5
29H/	Bowden	Cable, 5 cwt.	QR	W.11	C	
29H/	Bowdenex T.3	Conduit.	QR	-	C	
28N/9943	SP.38.A	Fork-end.	1	-	C	
557	F.171912	Nipple.	1	BSS.250	C	
28L/12931	A27,ET	Nut, 1/4" B.S.F.	1	-	C	
	F.189131	Plate, stop.	1	DTD.610		
1563	F.191834	Spring.	1	Sp.St.	C	J.21
	F.190950	Stop.	1	DTD.364		
579	F.188317	Lever, front limit switch.	1	S.80	C	J.21
580	F.188316	Plunger, front limit switch.	1	S.1	C	J.21
584	F.187270	Plunger, rear limit switch, group.	1	-	C	J.21
	F.187272	Plunger.	1	S.80.B		

FUSELAGE - HOOD WINDING GEAR

Issued on A.L. No.1

Page J.117

REF. NO.	PART NO.	DESCRIPTION					NO OFF	MATL. SPEC	MR CL of ST	PLATE NO
		1	2	3	4	5				
	F.187273				Spring.	1	Sp.St.			
28R/13502	AS.111				Pulley, frame 14.	1	-	B		
582	F.182857				Ring, 'D', cable locking at actuator.	1	Sp.St.	C	J.21	
583	F.188318				Screw, front limit switch.	1	S.95.B	C	J.21	
584	F.188319				Spring, torsion, front limit switch.	1	Sp.St.	C	J.21	
3784	Std.1507/4/ 036				Tube, distance, 3/8" o/d x 22 s.w.g. x .36" long (Make from 30A/974).	1	T.26	MR/C	4	

REF. No.	PART No.						DESCRIPTION.	No OFF	MATL. SPEC.	MR. CL of ST.	PLATE No.
		1	2	3	4	5					
<u>SUMMARY OF STOCK ITEMS</u>											
28D/12528	A25.1B					Bolt, 4 B.A.					
28D/11540	AS.1246/2B					Bolt, 4 B.A.					
28D/12948	AS.1246/3B					Bolt, 4 B.A.					
28D/12531	A25.3C					Bolt, 2 B.A.					
28D/12566	A25.6C					Bolt, 2 B.A.					
28D/12514	A25.7C					Bolt, 2 B.A.					
28D/8509	AS.1242/13C					Bolt, 2 B.A.					
28D/12520	A25.4E					Bolt, 1/4" B.S.F.					
28D/12633	A25.7E					Bolt, 1/4" B.S.F.					
28N/13091	AGS.2031/6					Circlip.					
28M/13288	A27.AP					Nut, 6 B.A.					
28M/12929	A27.CP					Nut, 2 B.A.					
28L/13124	A27.CT					Nut, 2 B.A.					
28L/12931	A17.ET					Nut, 1/4" B.S.F.					
28L/13454	A27.ETL					Nut, 1/4" B.S.F.					
28M/10287	AGS.2001/B1					Nut, 4 B.A.					
28M/10288	AGS.2001/C1					Nut, 2 B.A.					
28M/10290	AGS.2001/E1					Nut, 1/4" B.S.F.					
28M/10330	AGS.2002/E1					Nut, 1/4" B.S.F.					
28P/12587	SP9.C4					Pin, split.					
28P/12431	SP9.C6					Pin, split.					
28P/812	SP4.Y.A2					Pin.					
28S/2828	A33.A24					Screw, 6 B.A.					
28S/2761	A31.B.12					Screw, 4 B.A.					
28S/1857	A32.B.12					Screw, 4 B.A.					
28W/12245	SP.10.C					Washer, 2 B.A.					
28W/12306	SP.15.B					Washer, 4 B.A.					
28W/12296	SP.15.C					Washer, 2 B.A.					
28W/12496	SP.15.E					Washer, 1/4" dia.					
28W/12324	SP.15.G					Washer, 5/16" dia.					
28W/12355	SP.16.C					Washer, 2 B.A.					

FUSELAGE - PITOT INSTALLATION

Issued on A.L. No.1

Page J.121

REF. NO	PART NO	DESCRIPTION					NO OFF	MATL. SPEC.	MK CL of ST.	PLATE NO
		1	2	3	4	5				
	B.199602	<u>PITOT INSTALLATION IN CENTRE FUSELAGE</u> <u>ASSEMBLY.</u>					-	-		
4450	F.199063	Adaptor, for drain valve.					2	S.65	C	
2690	F.195016	Clamp.					2	LFS.21	C	
2149	F.133671	Pipe, drain.					2	T.9	C	
3658 †	B.196210/1	Pipe, pressure, joint to joint.					1	L54 or T.9	MR/C	
3659 †	B.196210/2	Pipe, static, joint to joint.					1	L54 or T.9	MR/C	
3660 †	B.196210/3	Pipe, pressure, joint to tee-piece.					1	L54 or T.9	MR/C	
3661 †	B.196210/4	Pipe, static, joint to tee-piece.					1	L54 or T.9	MR/C	
3664 †	B.196210/7	Pipe, pressure, tee-piece to tee-piece.					1	L54 or T.9	MR/C	
3665 †	B.196210/8	Pipe, static, tee-piece to tee-piece.					1	L54 or T.9	MR/C	
4451	A.199603/1	Pipe, pressure, tee-piece to joint.					1	L54 or T.9	MR/C	
4452	A.199603/2	Pipe, static, tee-piece to joint.					1	L54 or T.9	MR/C	
4453	A.199603/3	Pipe, pressure, joint to joint.					1	L54 or T.9	MR/C	
4454	A.199603/4	Pipe, static, joint to joint.					1	L54 or T.9	MR/C	
	Kings AC. C.5183	Valve drain.					2	-	C	

RESTRICTED

FUSELAGE - PITOT INSTALLATION

REF. NO.	PART NO.						DESCRIPTION.	NO OFF	MATL. SPEC.	MR. CL. of ST.	PLATE NO.
		1	2	3	4	5					
<u>SUMMARY OF STOCK ITEMS</u>											
28D/12530	A25.6B						Bolt, 4 B.A.				
28V/5104	AGS.838/1						Body union.				
28V/13603	AGS.838/8						Bush.				
28V/5108	AGS.838/4						Nut, union.				
28M/10327	AGS.2002/B1						Nut.				
28V/5105	AGS.838/2						Tee.				
28F/8215	AGS.1138/B						Washer.				
28W/12306	SP.15.B						Washer.				
28W/13604	AGS.838/9						Washer.				

FUSELAGE - PITOT INSTALLATION

Issued on A.L. No. 1

Page J.123

REF. NO.	PART NO.						DESCRIPTION.	NO OFF	MATL. SPEC.	MR. CL. of ST.	PLATE NO.
		1	2	3	4	5					
	C.187563						<u>PITOT INSTALLATION IN FRONT FUSELAGE, ASSEMBLY.</u>	-	-		
2690	F.195016						Cleat, top, at frame 8.	1	LFS.21	C	J.23
2691	F.195017						Cleat, bottom, at frame 8.	1	LFS.21	C	J.23
3734	Std.840/14						Clip, earthing connection (Referenced 26FH/3219 for Admiralty). (Make from 30B/1433).	14	DTD610	MR/C	4
4000	Std.1285/2/BB						Connection, earthing.	1	-	C	4
1538	Std.1285/3/BB						Connection, earthing.	6	-	C	4
2149	F.133671						Pipe, drain.	2	T.9	C	J.23
3576	† B.187565/5						Pipe, pressure, joint to joint.	1	L54 or T.9	MR/C	J.23
3577	† B.187565/6						Pipe, static, joint to joint.	1	L54 or T.9	MR/C	J.23
3578	† B.187565/7						Pipe, pressure, joint to bulkhead connection.	1	L54 or T.9	MR/C	J.23
3579	† B.187565/8						Pipe, static, joint to tee-piece.	1	L54 or T.9	MR/C	J.23
3580	† B.187565/9						Pipe, static, tee-piece to elbow union.	1	L54 or T.9	MR/C	J.23
3581	† B.187565/10						Pipe, static, tee-piece to bulkhead connection.	1	L54 or T.9	MR/C	J.23
3582	† B.187565/11						Pipe, pressure, bulkhead connection to joint.	1	L54 or T.9	MR/C	J.23
3583	† B.187565/12						Pipe, static, bulkhead connection to joint.	1	L54 or T.9	MR/C	J.23
4862	† B.187565/13						Pipe, pressure, tee-piece to joint.	1	L54 or T.9	MR/C	J.23
4863	† B.187565/14						Pipe, static, tee-piece to joint.	1	L54 or T.9	MR/C	J.23
4864	† B.187565/15						Pipe, pressure, flexible pipe to tee-piece.	1	L54 or T.9	MR/C	J.23
4865	† B.187565/16						Pipe, static, flexible pipe to tee-piece.	1	L54 or T.9	MR/C	J.23
5767	Std.1509/12/030						Tube, distance, 1/4" o/d x 22 s.w.g. x .3" long (Make from 30B/519).	1	T.4	MR/C	4
32C/472	-						Tubing, flexible, 1/2" o/d x 1/4" o/d x 12" long.	2	-	C	

† For details see piping chart.

FUSELAGE - PITOT INSTALLATION

Issued on A. L. No. 1

Page J, 125

REF. NO	PART NO						DESCRIPTION	NO OFF	MATL SPEC	MR CL of ST	PLATE NO
		1	2	3	4	5					
<u>SUMMARY OF STOCK ITEMS</u>											
28V/5104	AGS. 838/1						Body, union.				
28D/12528	A25. 1B						Bolt, 4 B. A.				
28D/12622	A25. 3B						Bolt, 4 B. A.				
28D/12625	A25. 9B						Bolt, 4 B. A.				
28V/13603	AGS, 838/8						Bush.				
28V/5107	AGS, 838/3						Elbow.				
28V/5108	AGS, 838/4						Nut, union.				
28M/10327	AGS, 2002/B1						Nut, 4 B. A.				
28V/5105	AGS, 838/2						Tee.				
28W/12306	SP. 15B						Washer.				

FUSELAGE - SEAT INSTALLATION

Issued on A.L. No. 1

Page J.127

REF. NO.	PART NO.	DESCRIPTION					NO OFF	MATL SPEC	MR CL of ST	PLATE NO.
		1	2	3	4	5				
	D.190915	<u>SEAT INSTALLATION, ASSEMBLY.</u>								
6D/1465	-	Cable, operating socket anchor section.					1	-		
6D/1651	-	Clip, harness, swivel type.					1	-		
6D/1698	AEROLEX	Clip.					1	-		
27VA/4553	Dunlop ACM. 17992	Hose, anti-G, assembly.					1	-		
2692	F.175134	Packing.					4	DTD610	MR/C	
27L/50019	Martin Baker D/MBEU/121/HK	Rail, guide.					1	-		
27L/50018	Martin Baker D/MBEU/122/HK	Seat, Mk. 2H.					1	-		
6D/1464	-	Socket, anchor, outer housing.					1	-		
6D/1642	-	Socket, quick release, oxygen, Mk. 7.					1	-		
6D/1579	-	Tubing, low pressure, flexible.					1	-		

FUSELAGE - SEAT INSTALLATION

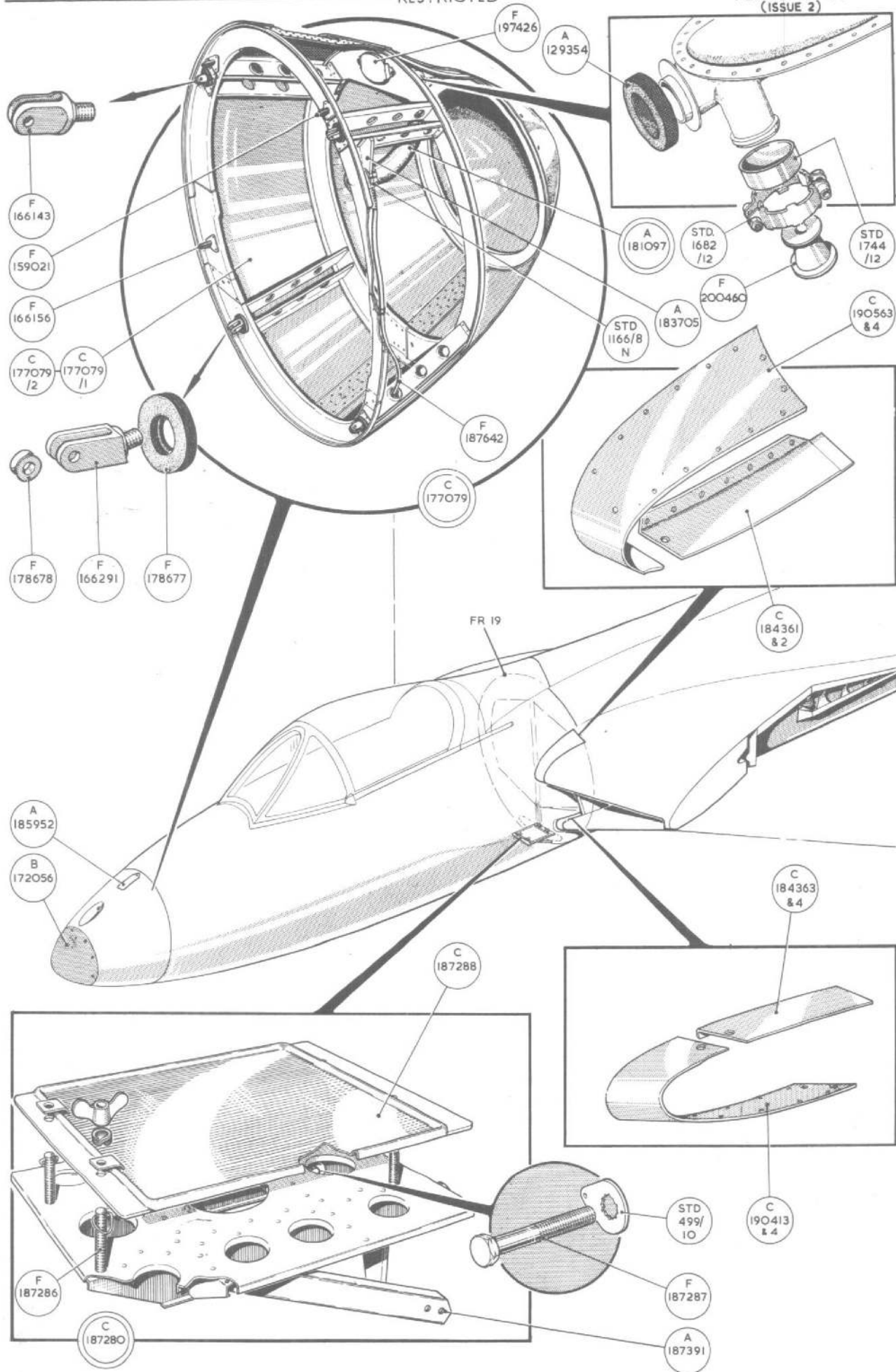
Page J.128

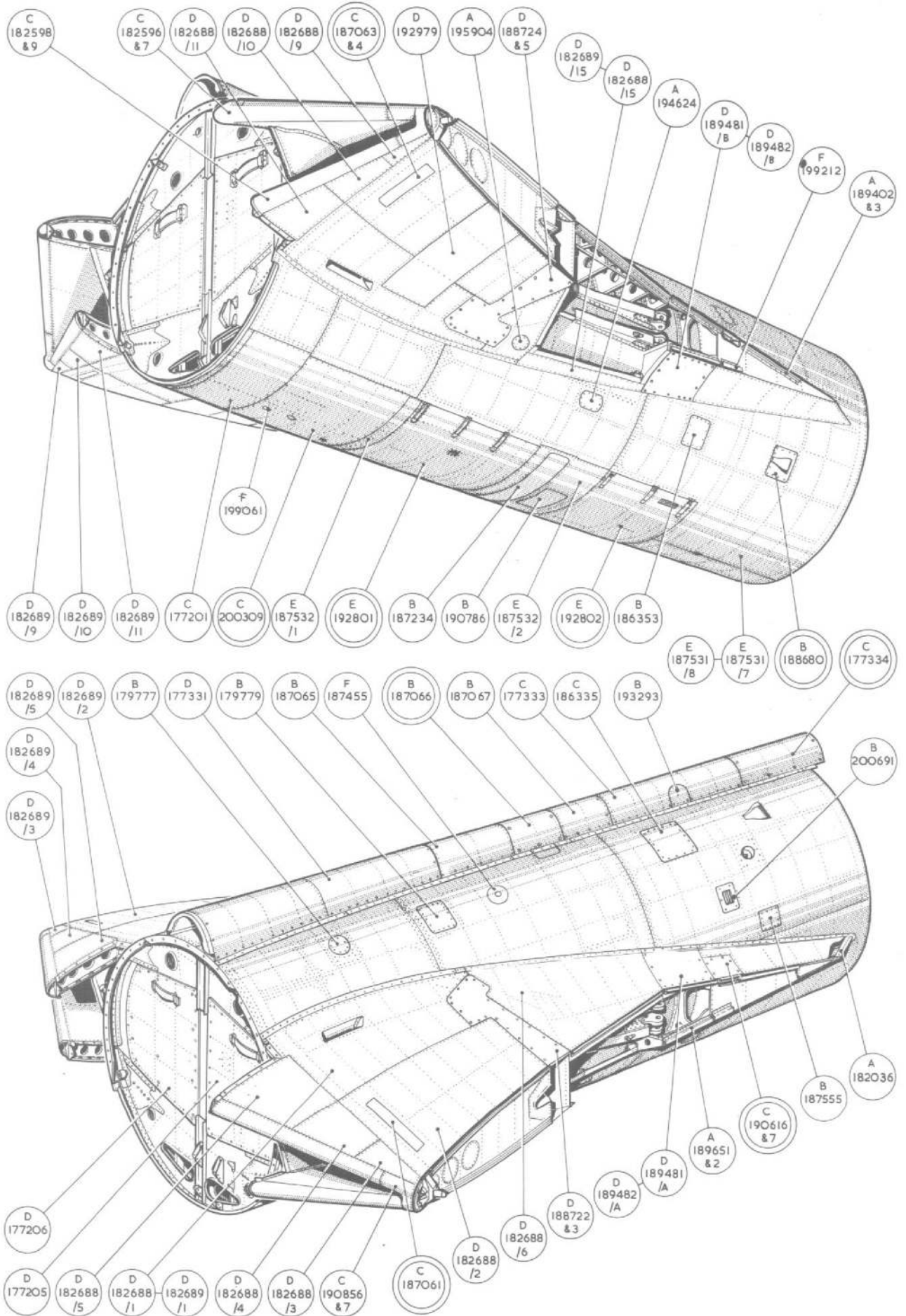
Issued on A.L. No. 1

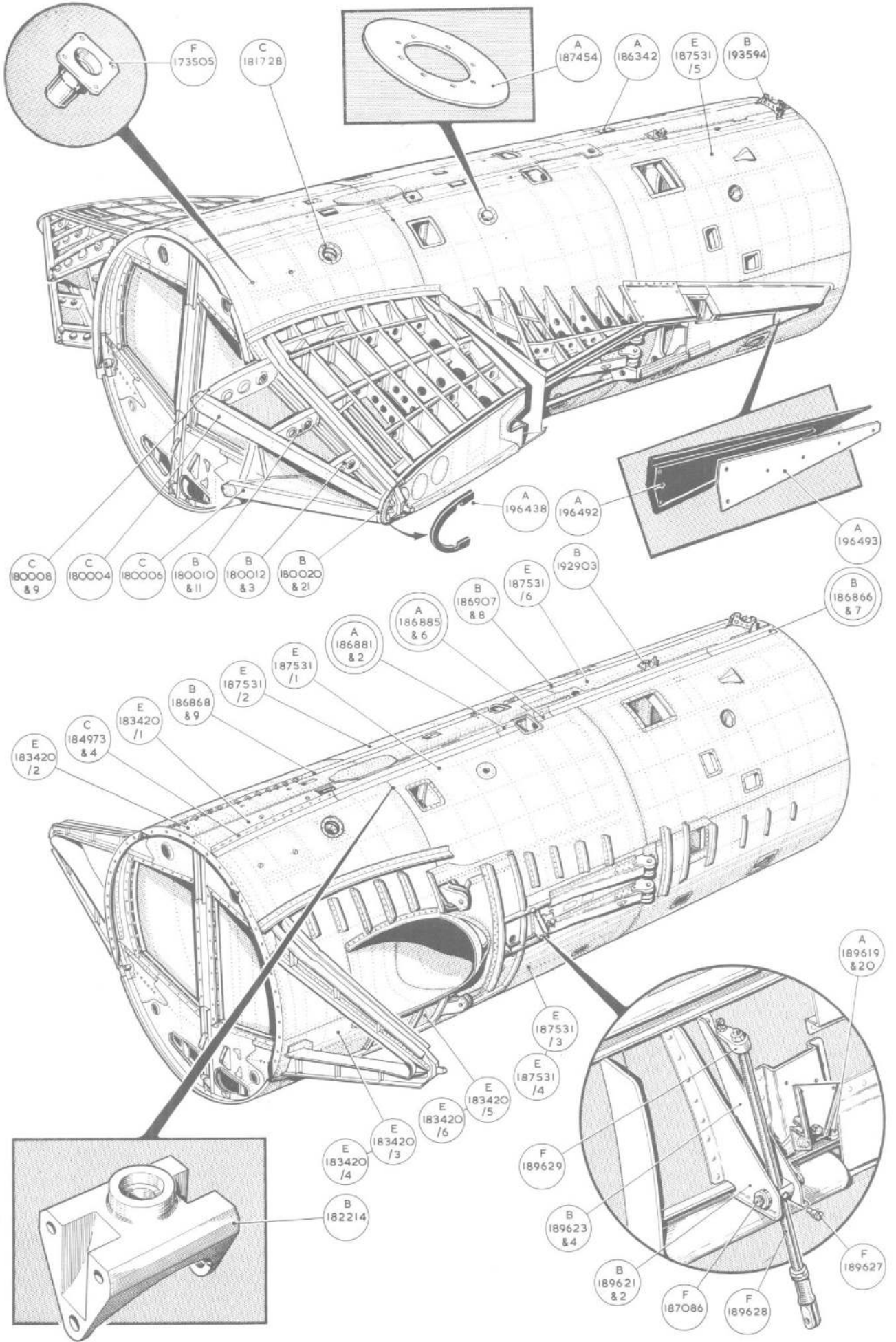
REF NO	PART NO	1 2 3 4 5	DESCRIPTION	NO OFF	MATL SPEC	CL of ST	PLATE NO
<u>SUMMARY OF STOCK ITEMS</u>							
28D/12569	A.25.10E		Bolt, 1/4" B.S.F.				
28D/14526	A.57.6E		Bolt, 1/4" B.S.F.				
28M/14536	A.58.ET		Nut, 1/4" B.S.F.				
28M/12928	A.27.EP		Nut, 1/4" B.S.F.				
28W/12496	SP.15E		Washer, 1/4" i/d.				
28W/12297	SP.16E		Washer, 1/4" i/d.				

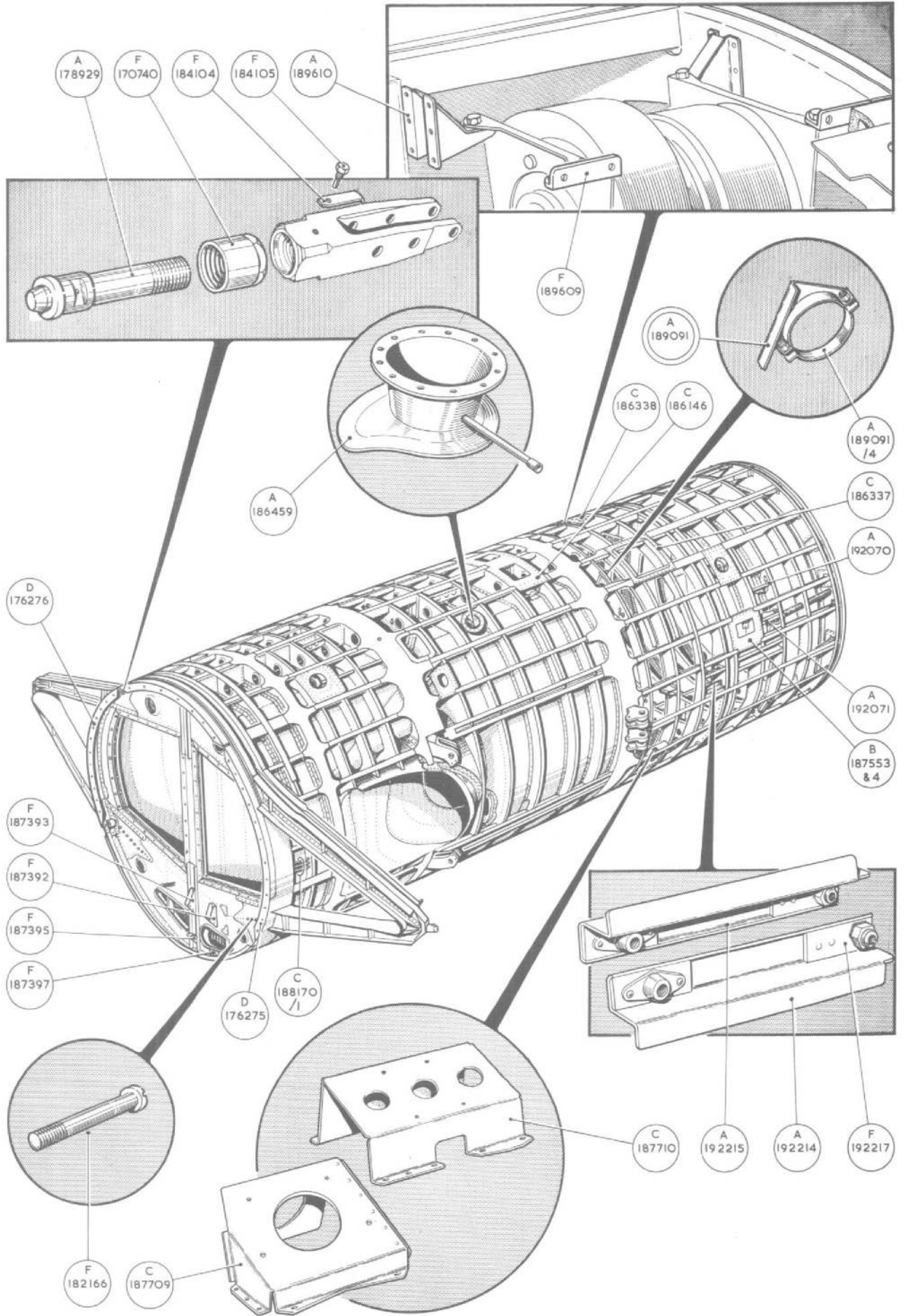
FUSELAGE - SEAT INSTALLATION

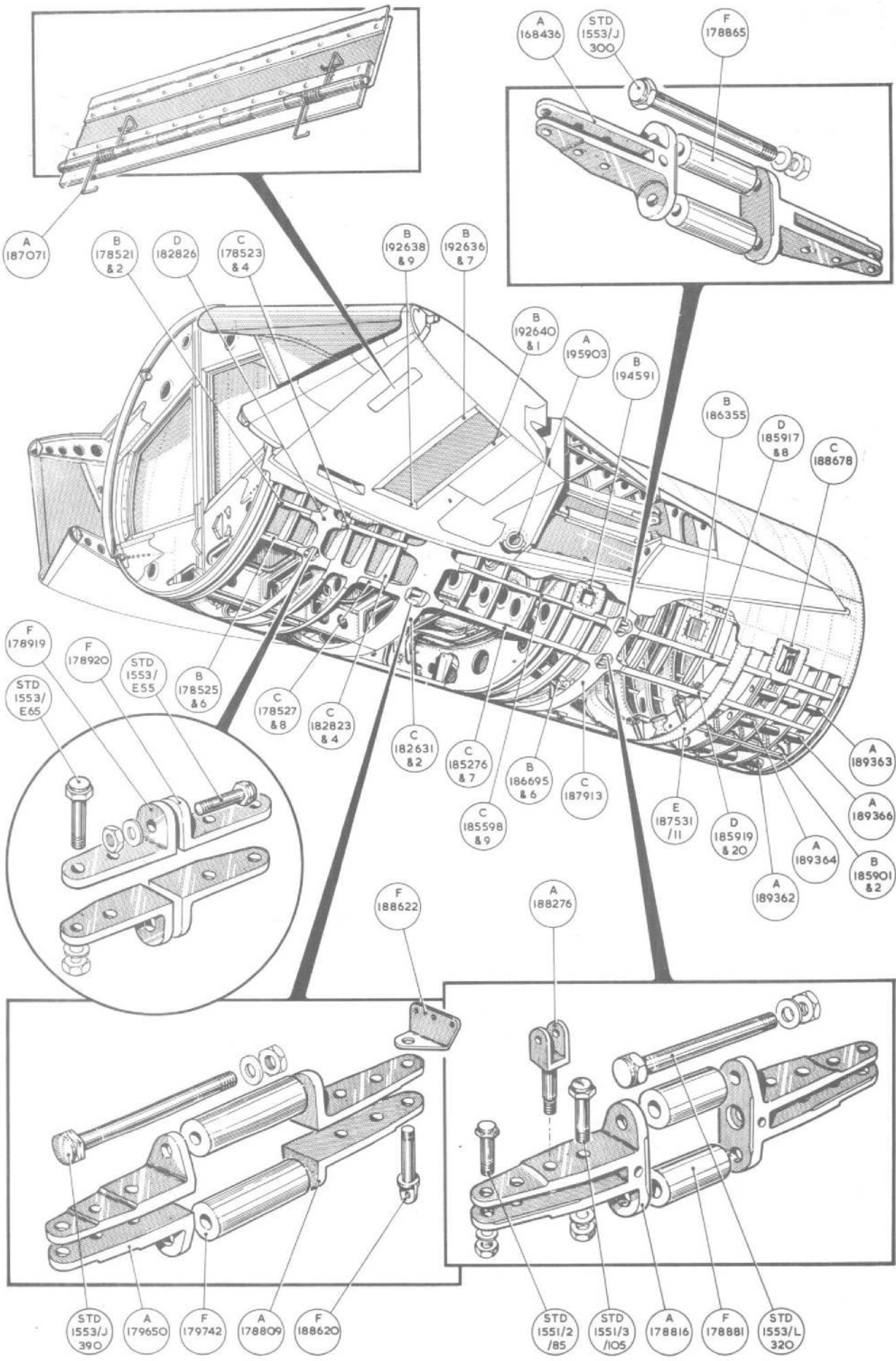
REF. NO.	PART NO.						DESCRIPTION	NO OFF	MATL. SPEC.	MR CL of ST.	PLATE NO.
		1	2	3	4	5					
2692 27L/249	D.190915 F.175134 Martin Baker D.MBEU.121 H.K.	<u>SEAT INSTALLATION ASSEMBLY.</u>						- 4 1	- DTD610 -		MR/C
27L/50007	Martin Baker B.MBEU.136HK	Seat Mk.2.H.						1	-		A
<u>SUMMARY OF STOCK ITEMS</u>											
28D/12569	A.25.10.E	Bolt, 1/4" B.S.F.									
28D/14526	A.57.6.E	Bolt, 1/4" B.S.F.									
28M/14536	A.58.E.T.	Nut, 1/4" B.S.F.									
28M/12928	A.27.E.P.	Nut, 1/4" B.S.F.									
28W/12496	SP.15.E	Washer, 1/4" i/d.									
28W/12297	SP.16.E	Washer, 1/4" i/d.									

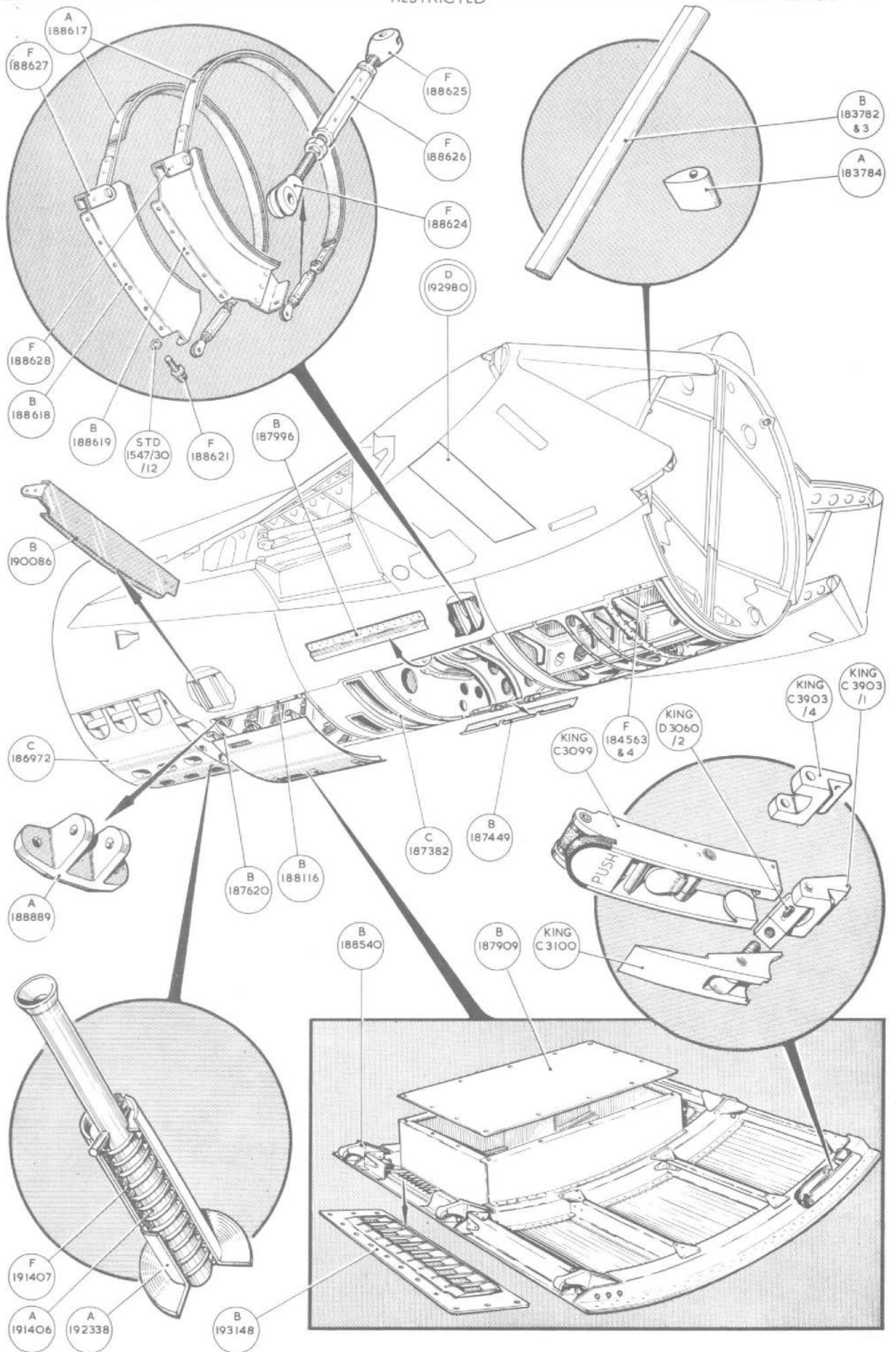


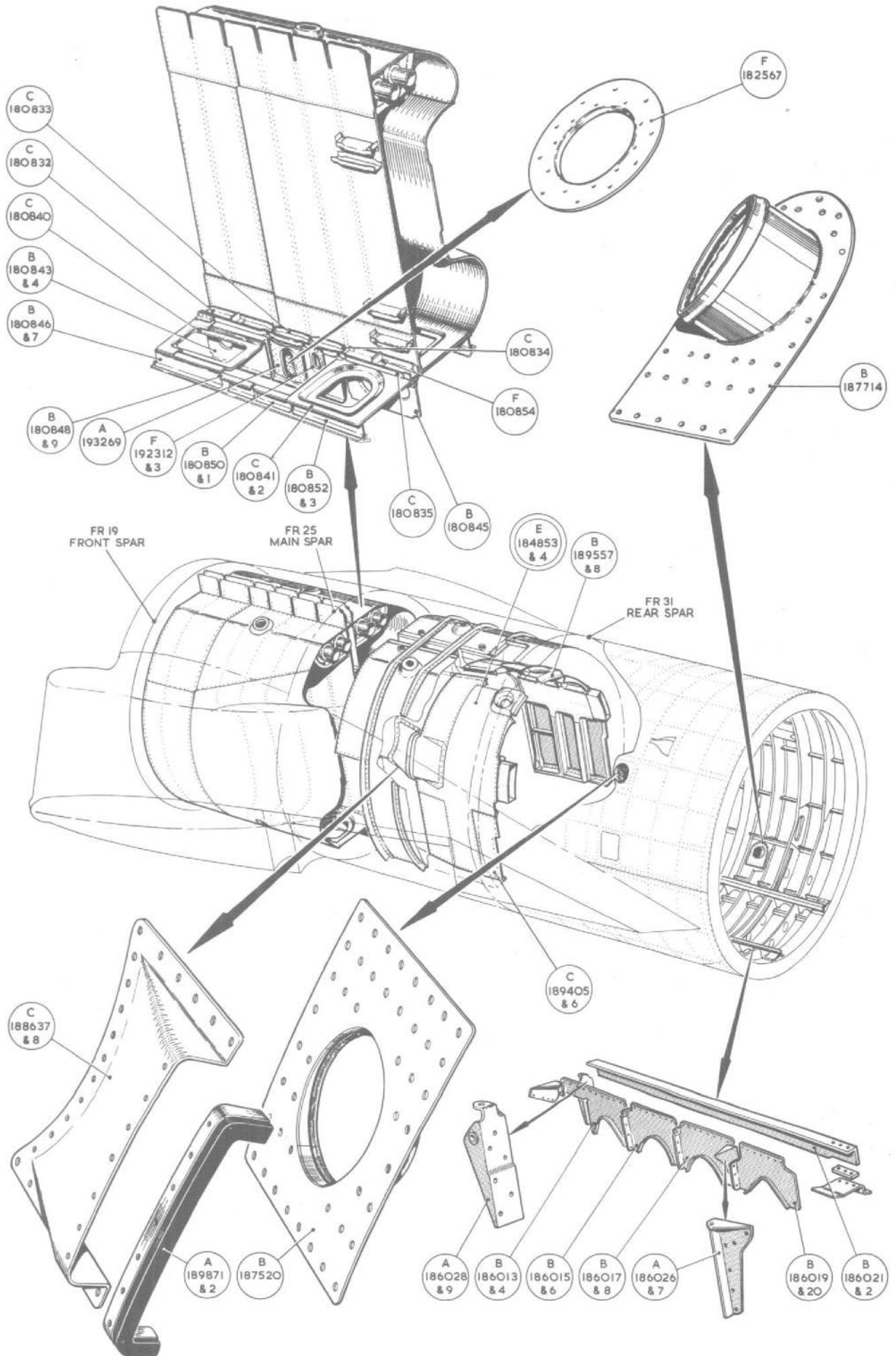


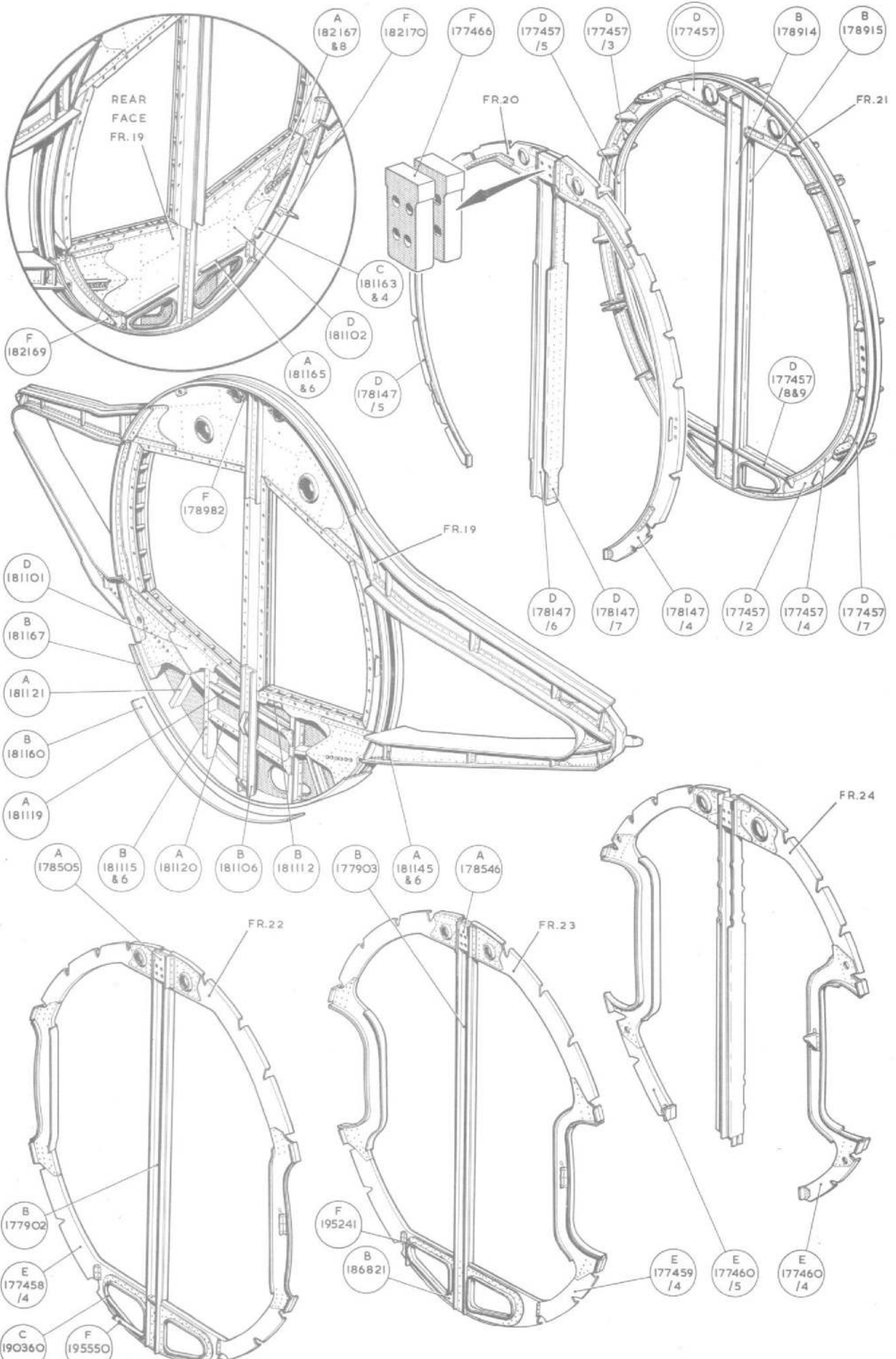


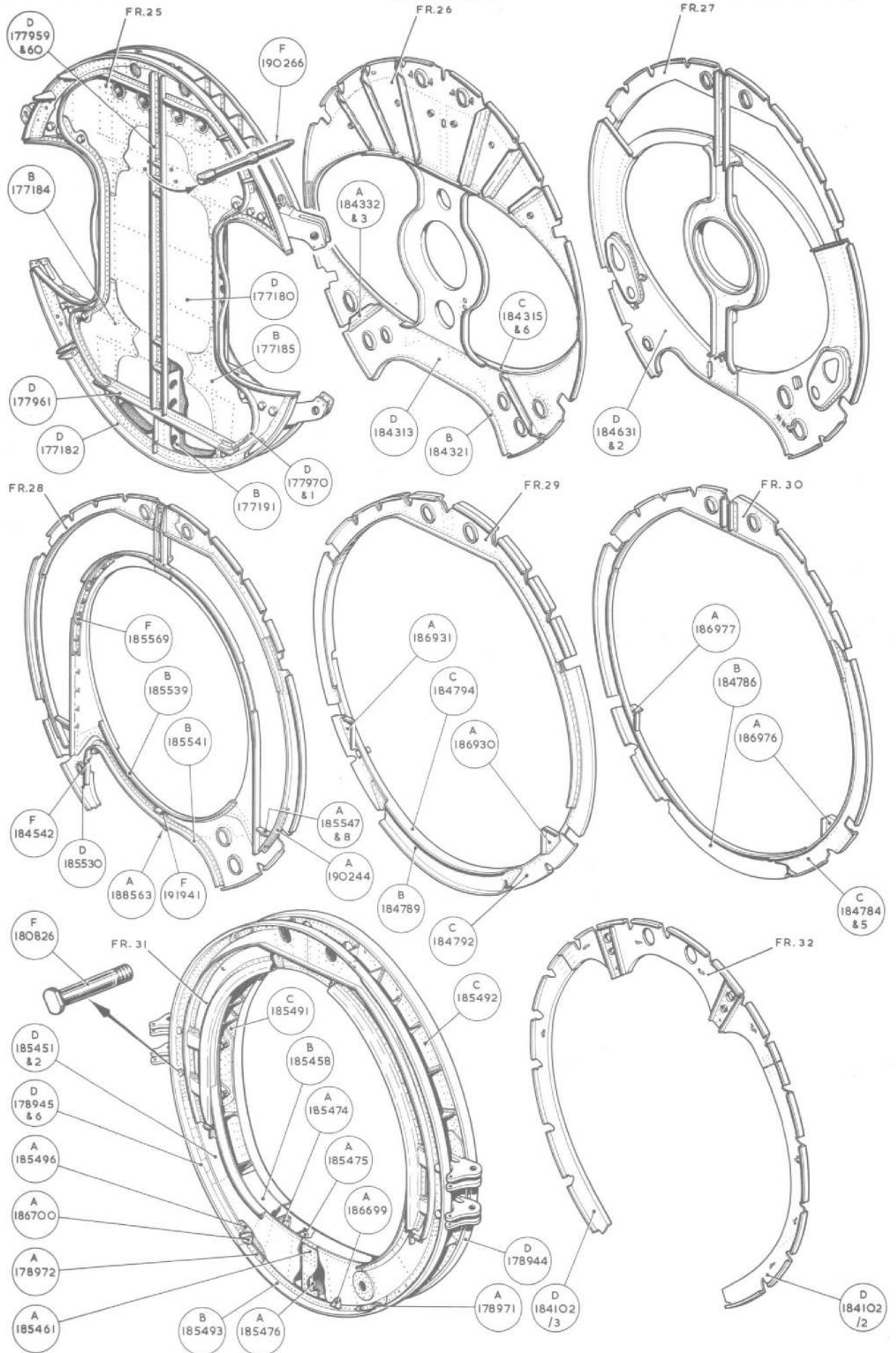


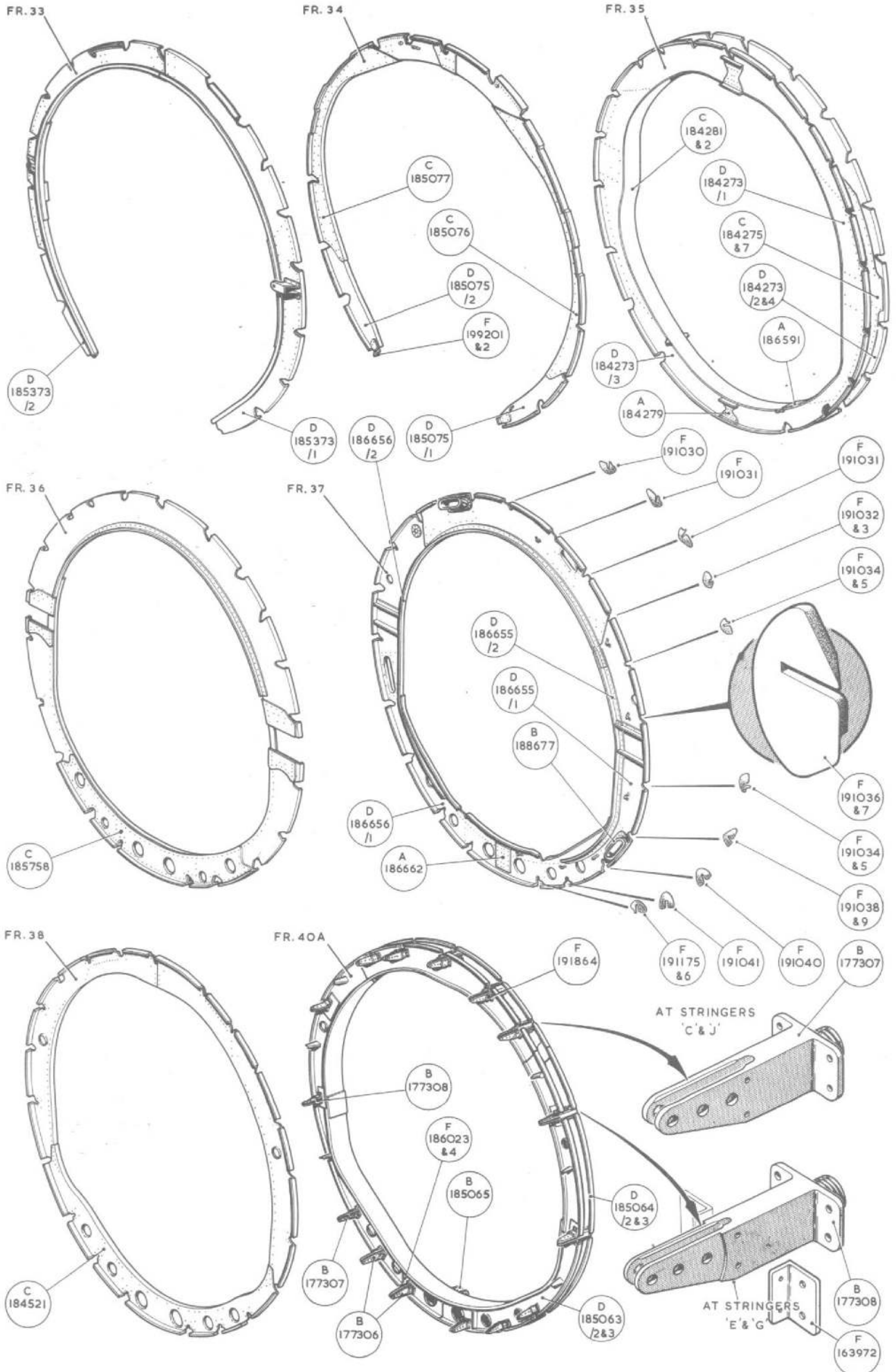


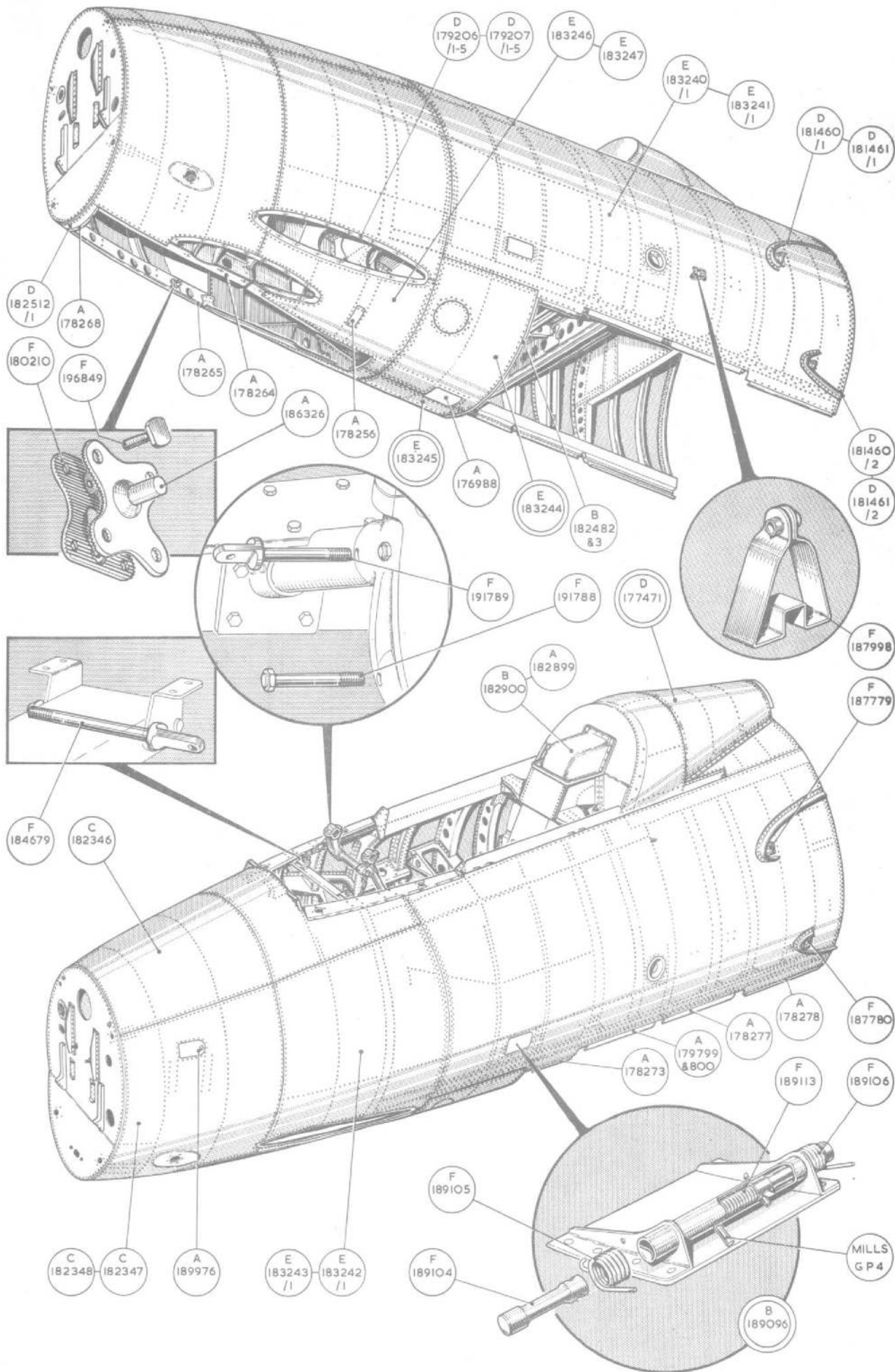




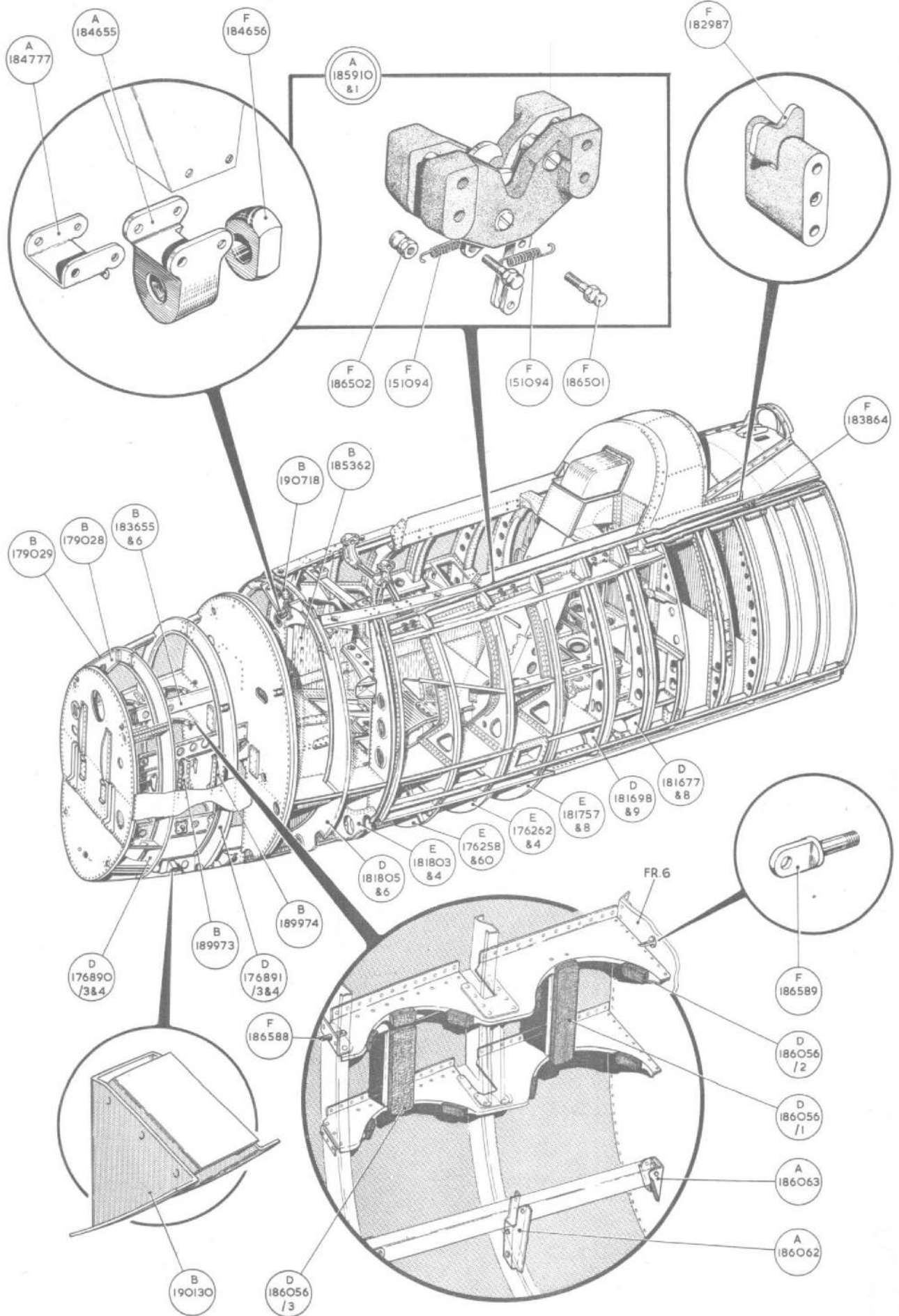


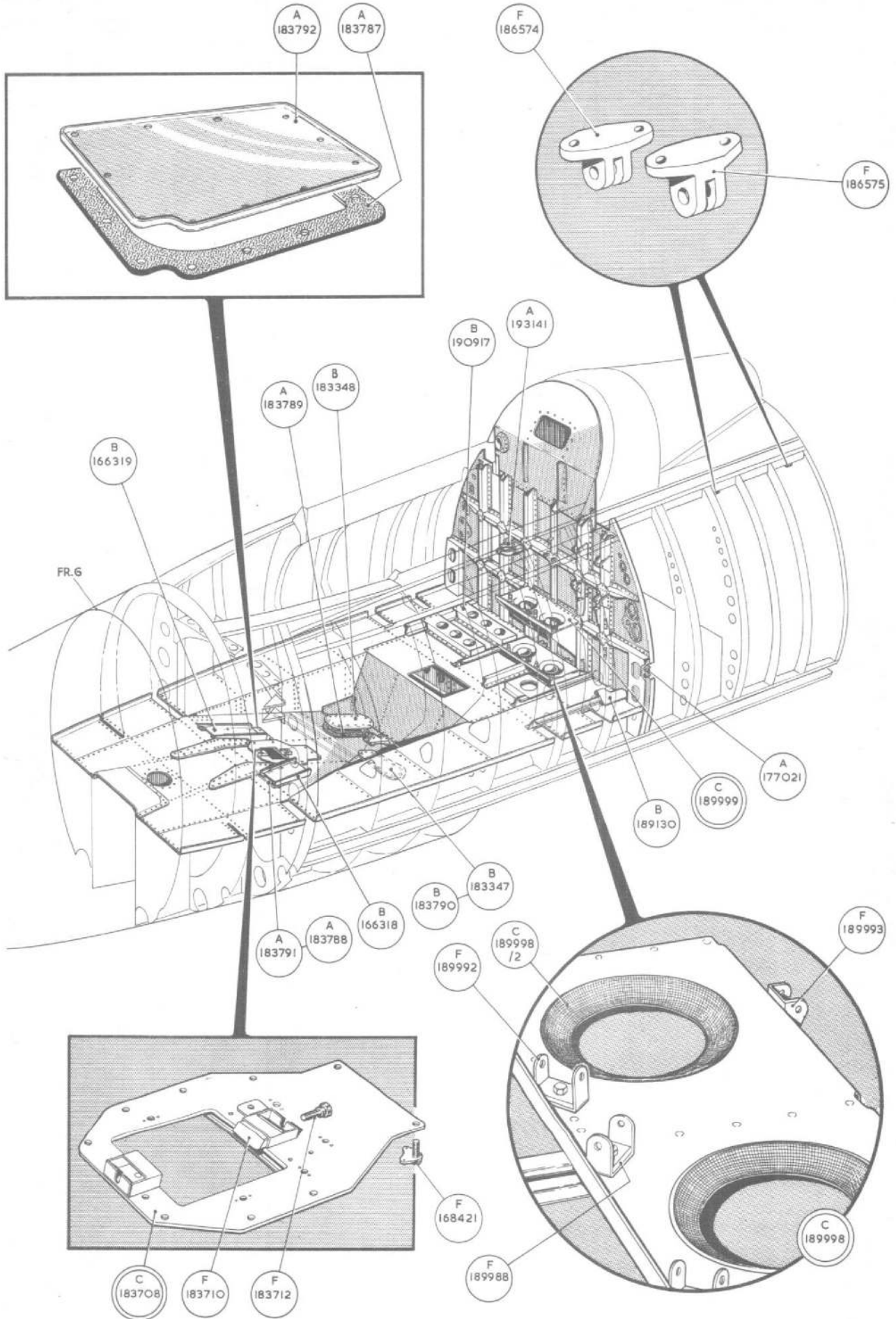


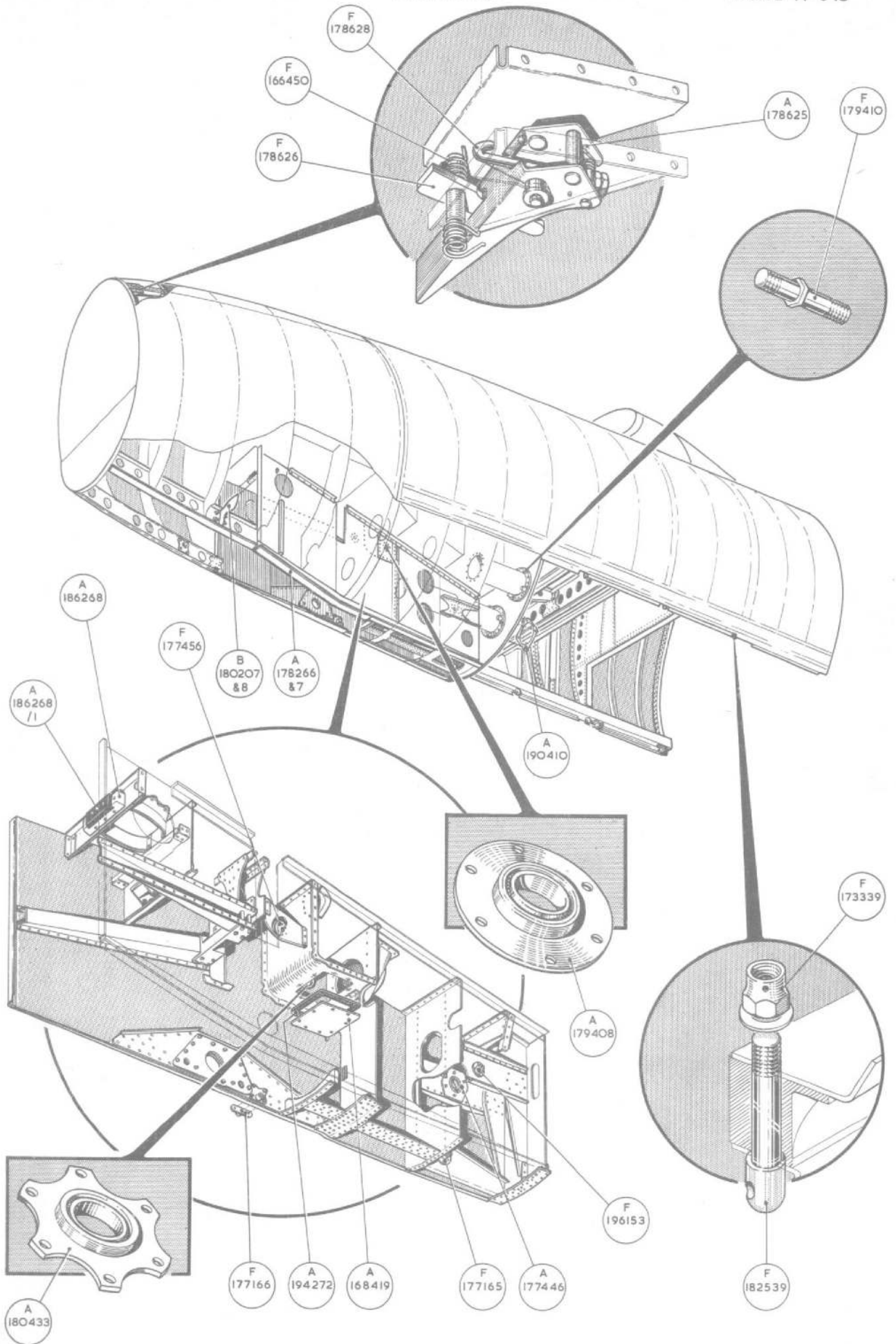


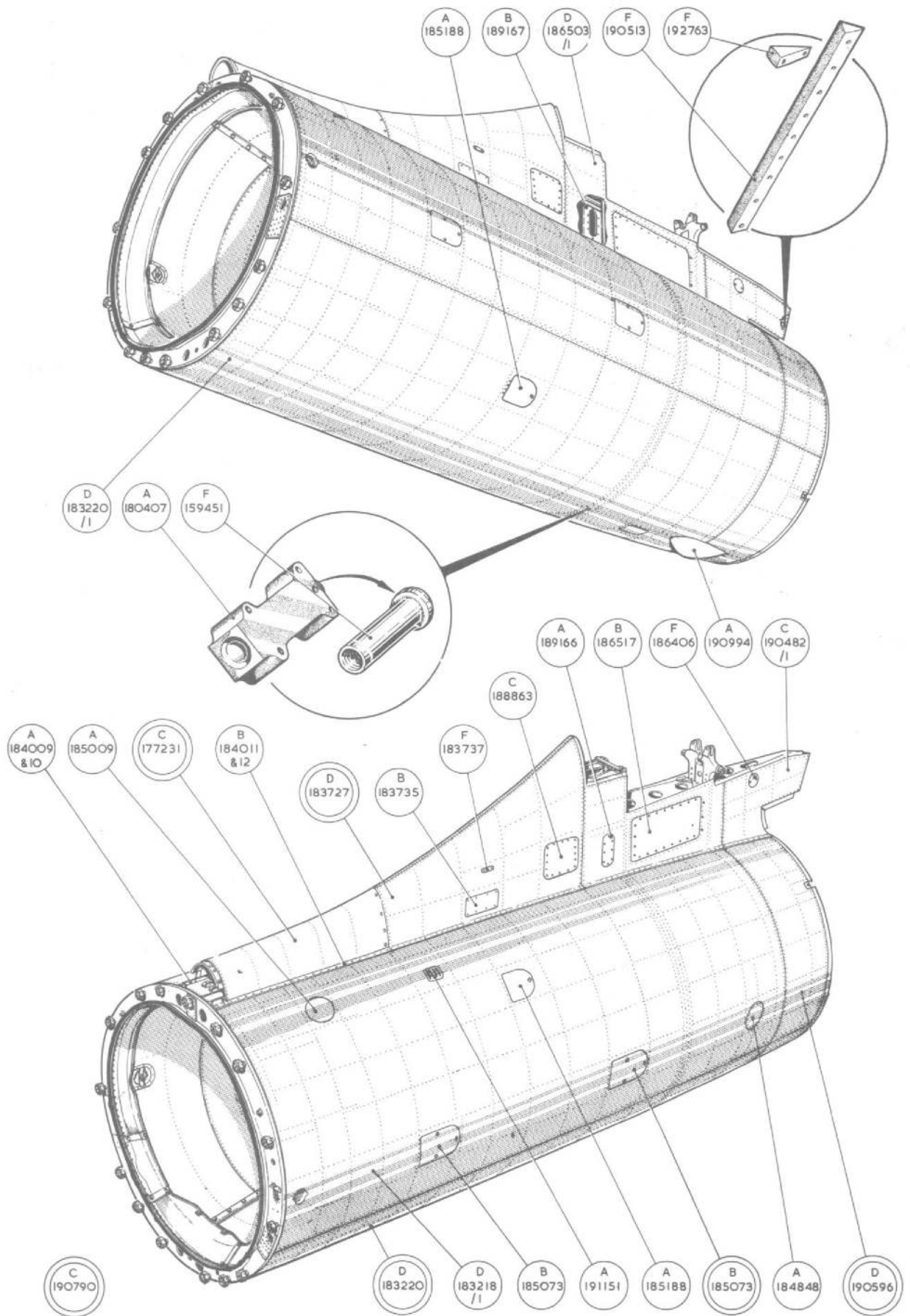


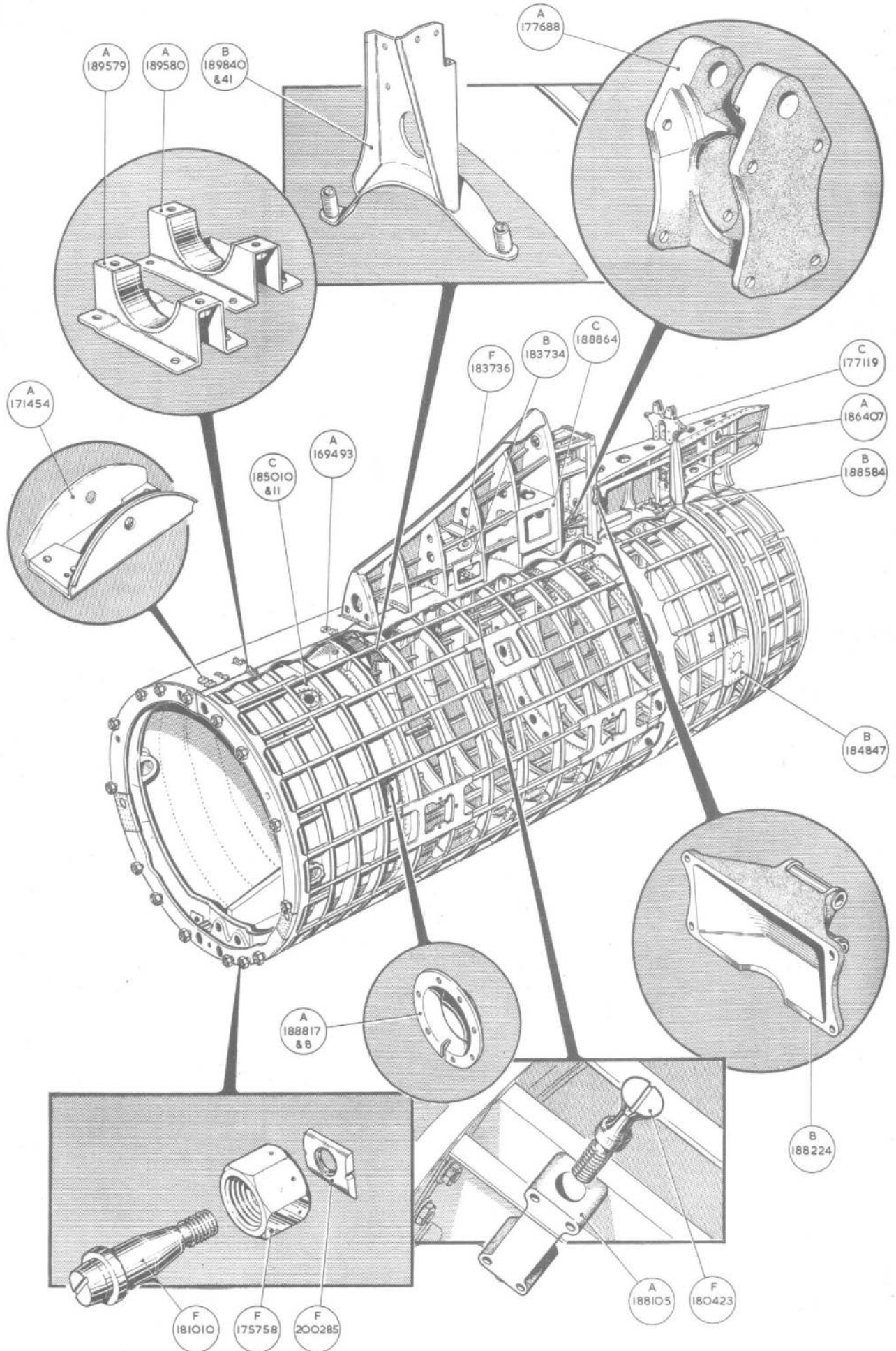
FRONT FUSELAGE

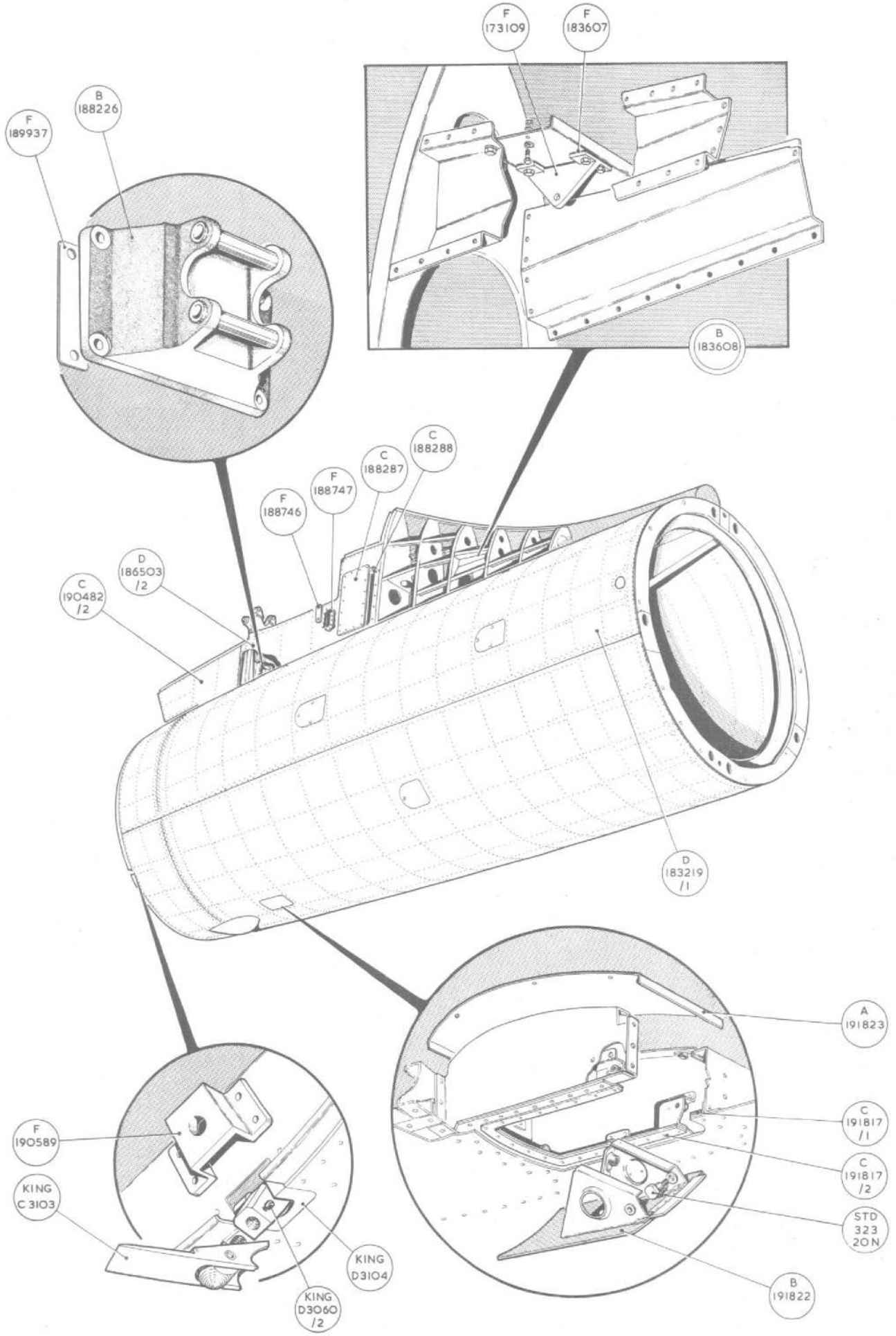




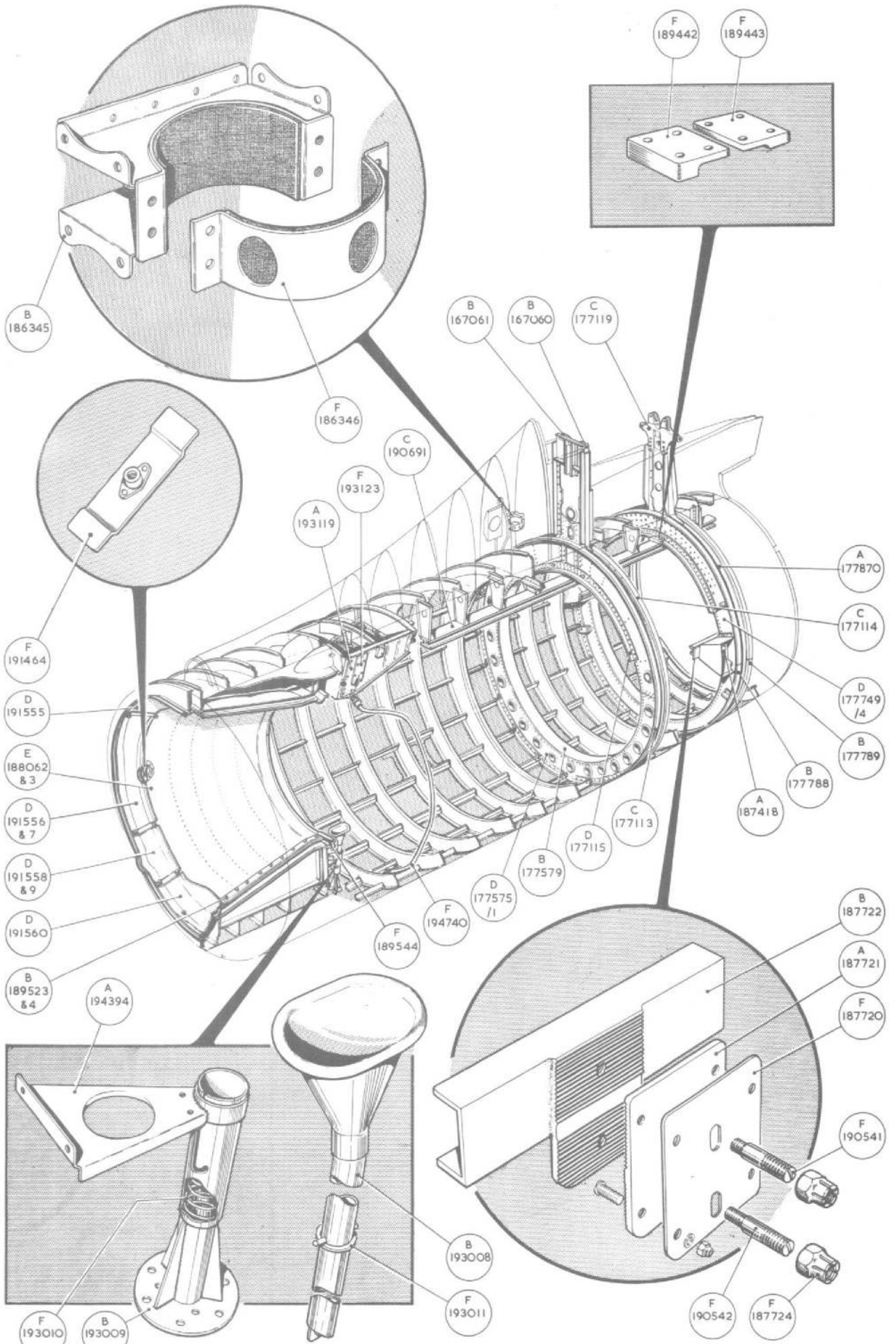


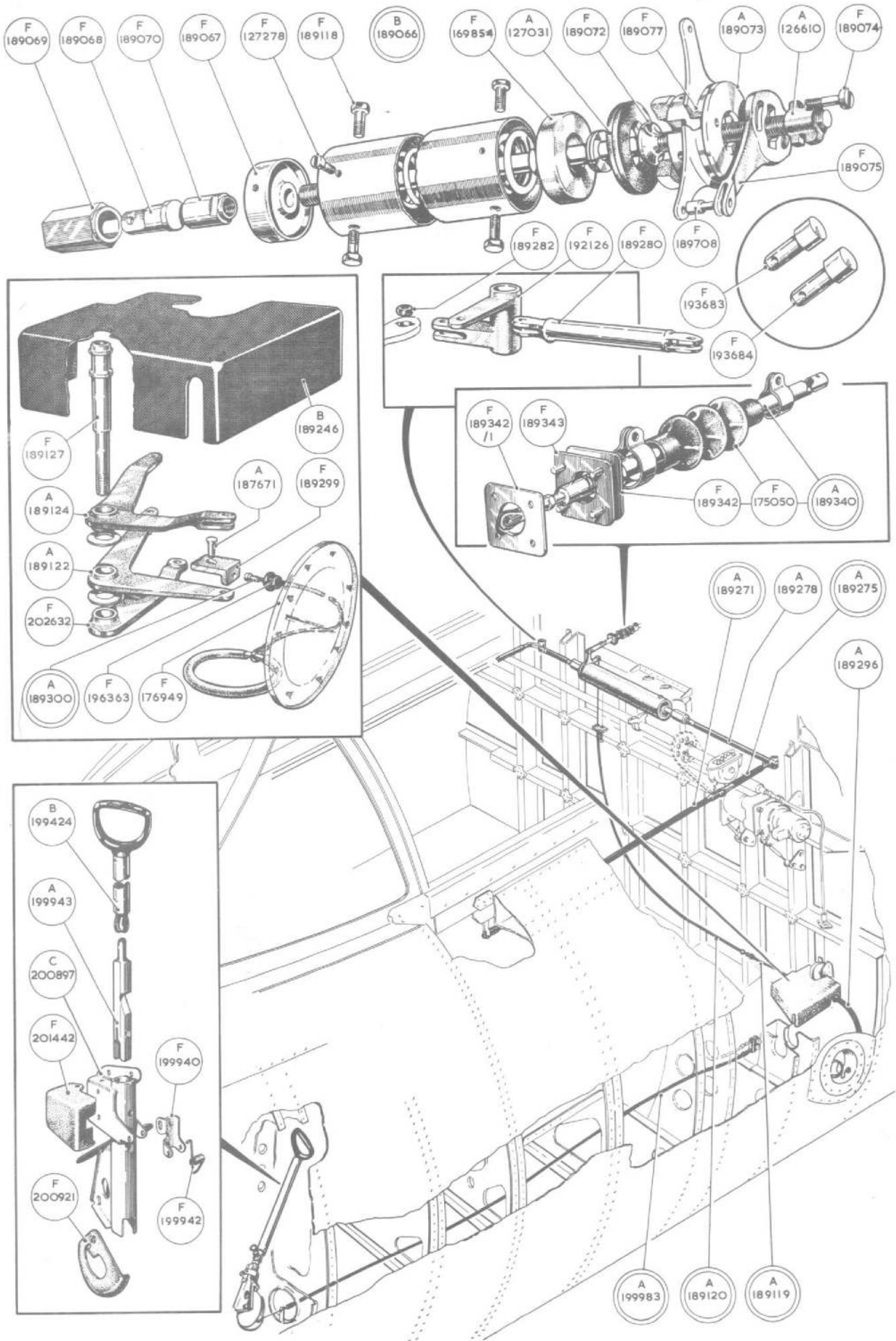


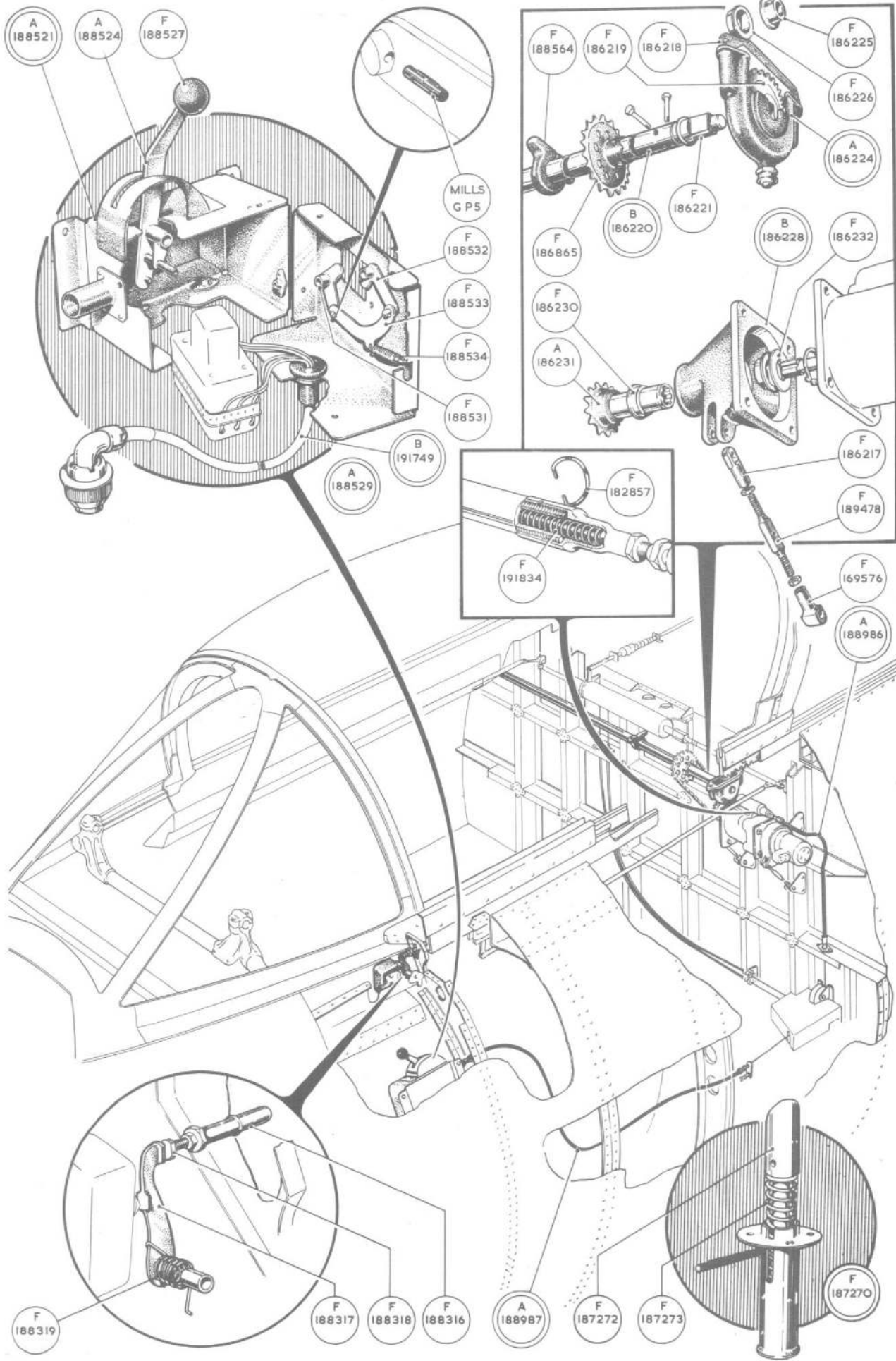


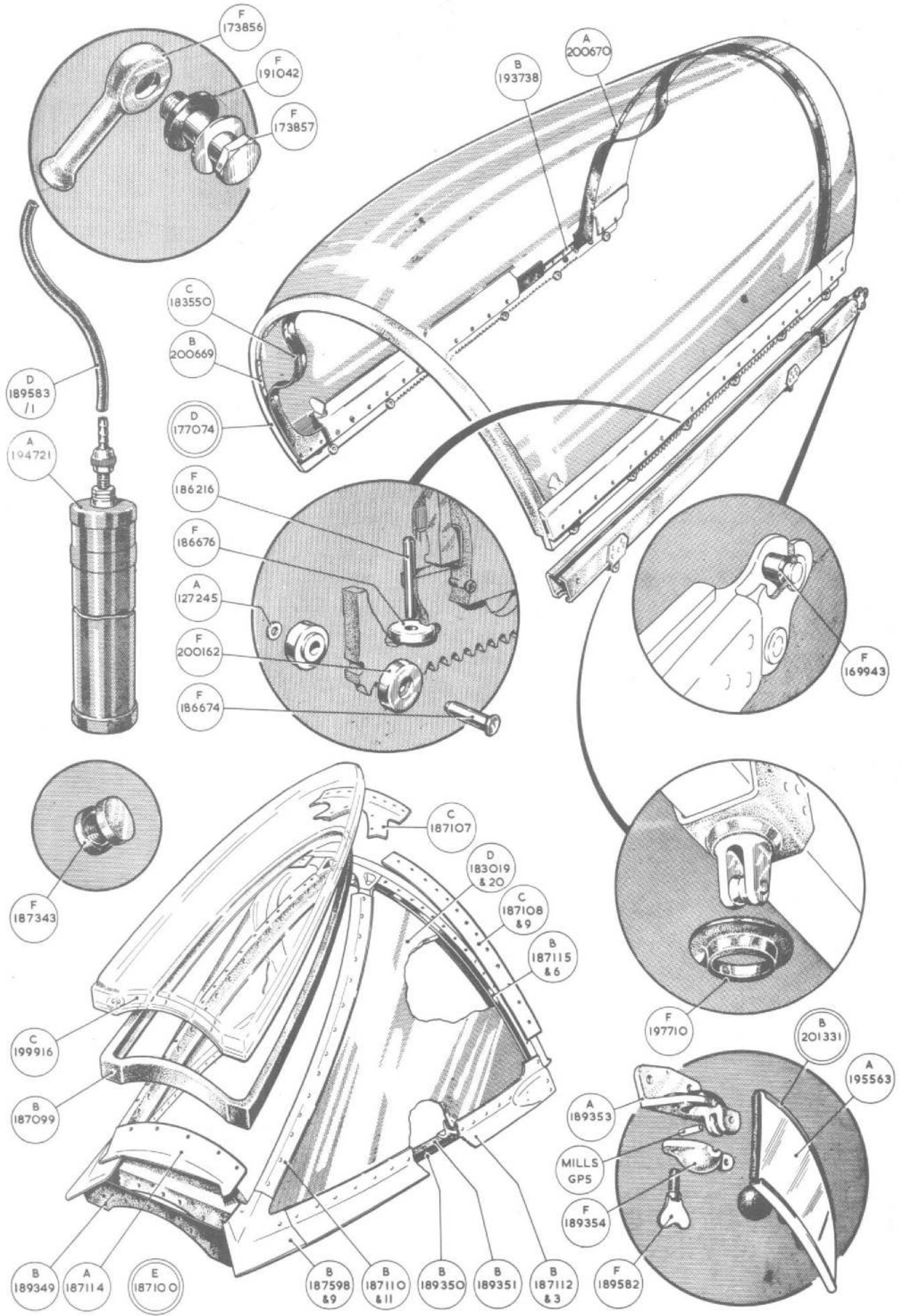


REAR FUSELAGE









This file was downloaded
from the RTFM Library.
Link: www.scottbouch.com/rtfm

Please see site for usage terms,
and more aircraft documents.

