

## MAIN PLANES - COMPLETE

Issued on A.L. No.1

Page K.1

REF. NO	PART NO						DESCRIPTION	NO OFF	MATL. SPEC	MR CL of ST	PLATE NO
		1	2	3	4	5					
	D, 180460						MAIN PLANE, OUTER PORT, COMPLETE	1	-		
	D, 180461						MAIN PLANE, OUTER STARBOARD, COMPLETE.	1	-		
	G, 180458-9						Aileron, assembly (See Page No.K5)	-	-	-	
	E, 180473-4						Flap, assembly (See Page No.K11)	-	-	-	
1297	C, 182782						Fillet, wing, detachable trailing edge, port.	1	DTD610	B	
1298	C, 182783						Fillet, wing, detachable trailing edge, starboard.	1	DTD610	B	
6A/3285	-						Head, pressure, Mk.9A.	1	-	A	
	B, 182130						Unit, booster, for aileron, port assembly.	-	-	-	
	B, 182131						Unit, booster, for aileron, starboard, assembly.	-	-	-	
27KC/305	Fairey Av. BH, 291						Hydro-booster, aileron control port, group.	1	-	A	-
27KC/306	Fairey Av. BH, 292						Hydro-booster, aileron control starboard, group.	1	-	A	-
28F/10747	AGS. 1129/A						Banjo, body.	2	-	C	-
28F/11167	AGS. 1132/A						Banjo, body.	2	-	C	-
28F/10524	AGS. 1132/B						Banjo, body.	2	-	C	-
27S/137	BRA. $\frac{1}{2}$						Bearing.	4	-	B	-
28F/8221	AGS. 1135/A						Bolt, banjo.	4	-	C	-
28F/10018	AGS. 1135/B						Bolt, banjo.	2	-	C	-
28N/13018	AGS. 2031/2						Circlip.	4	-	C	-
	Std. 1357/59						Ferrule.	4	S.2	-	-
	B.H. 13511						Jack and valve, port group.	1	-	-	-
	B.H. 13512						Jack and valve, starboard group.	1	-	-	-
27KC/237	FHS. 644						Eye-end.	2	-	C	-
27KC/238	B.H. 12189						Jack group.	2	-	A	-
	B.H. 12191						Body.	1	-	-	-
27KC/239	FHS. 657/5						Collar, locking, screwed.	1	-	C	-
27KC/240	B.H. 12195						End, extension group.	1	-	B	-
27S/138	BRA. 5/8"						Bearing.	1	-	B	-
27KC/241	FS. 471						Washer, retaining.	2	-	C	-
27KC/242	FHS. 448						Piece connecting.	2	-	C	-
27KC/243	B.H. 12193						Piston.	1	-	C	-
	D. 70603						Plate, protecting.	1	-	-	-
27KC/244	FHS. 20/9						Seal.	1	-	C	-
27KC/245	FHS. 21/12						Seal.	1	-	C	-
27KC/246	FHS. 21/15						Seal.	1	-	C	-
27KC/247	FHS. 24/4						Seal.	1	-	C	-
27KC/641	FHS. 33/12						Seal.	1	-	C	-
27KC/249	FHS. 36/A						Strip, retaining.	1	-	C	-
27KC/250	FHS. 660/5						Washer, special.	1	-	C	-

MAIN PLANES - COMPLETE

REF. No.	PART NR.						DESCRIPTION.	NO OFF	MATL. SPEC.	MR. CL of ST.	PLATE NR.
		1	2	3	4	5					
28F/6569	AGS. 948/B					Plug.	2	-	C	-	
27KC/308	FHS. 722/5/ 140/0					Valve, port, group.	1	-	A	-	
27KC/309	FHS. 722/3/ 140/0					Valve, starboard group. (These groups are handed only by the position of the blanking plugs and washers).	1	-	A	-	
	FHS. 710/3					Body, starboard.	1	-			
	FHS. 710/5					Body, port.	1	-			
27KC/310	FHS. 706/197					Bolt.	4	-	C	-	
27KC/253	FHS. 642					Cap, end.	2	-	C	-	
28N/12604	AGS. 2030/27 A27.E.T.					Circlip, 1.5/8" i/d.	2	-	C	-	
	FHS. 45/5					Nut.	4	-			
27KC/255	FHS. 641					Pin, retaining.	2	-	C	-	
27KC/256	FHS. 505					Piston, c/w ring, FHS. 513, and spindle, FHS. 649.	2	-	B	-	
	FHS. 701					Plate.	2	-			
27KC/311	FHS. 702					Platen, c/w sleeve, FHS. 509.	2	-	C	-	
27KC/312	FHS. 703					Platen, c/w sleeve, FHS. 511.	2	-	C	-	
28R/6856	AGS. 948/A					Plug.	1	-	C	-	
28R/6569	AGS. 948/B					Plug.	1	-	C	-	
27KC/313	FHS. 21/23					Seal.	2	-	C	-	
27KC/262	FHS. 24/22					Seal.	2	-	C	-	
27KC/263	FHS. 24/36					Seal.	2	-	C	-	
27KC/264	FHS. 24/40					Seal.	2	-	C	-	
27KC/315	FHS. 703					Spacer.	2	-	C	-	
27KC/266	FHS. 503					Spring.	2	-	C	-	
27KC/267	FHS. 506					Spring.	2	-	C	-	
	FHS. 36/C					Strip.	2	-			
28F/8225	AGS. 1138/A					Washer.	1	-	C	-	
28F/8215	AGS. 1138/B					Washer.	1	-	C	-	
27KC/314	FHS. 712					Washer, sealing.	8	-	C	-	
30A/2294	-					Wire, locking 20 s.w.g.	Q.R.	Soft Iron	C	-	
27KC/270	FHS. 48/2					Nut, lock.	2	-	C	-	
27KC/269	FHS. 38/3					Washer, tab.	2	-	C	-	
	F 181705					Lever, operating.	2	DTD364	E	-	
27KC/271	FHS. 631					Unit, release, port group.	1	-	A	-	
27KC/272	FHS. 632					Unit, release, starboard group.	1	-	A	-	
27KC/273	FHS. 635					Adaptor.	2	-	C	-	
27KC/274	FHS. 636					Bearing, end.	2	-	C	-	
	FHS. 639					Body	2	-			
	FHS. 650					Bracket, mounting, port.	1	-			
	FHS. 651					Bracket, mounting, starboard.	1	-			
28N/13737	AGS. 2030/13					Circlip.	2	-	C	-	

MAIN PLANES - COMPLETE

Issued on A.L. No. 1

REF. NO.	PART NO.						NO OFF	MATL. SPEC	MR. CL of ST.	PLATE NO.
		1	2	3	4	5				
27KC/275	FHS. 615						2	-	C	-
27KC/276	FHS. 633						2	-	C	-
27KC/277	FHS. 634						2	-	C	-
27KC/278	FHS. 20/3						2	-	C	-
27KC/279	FHS. 298						2	-	C	-
27KC/280	FHS. 726						2	-	C	-
28F/12047	AGS. 1186/A						4	-	C	-
28F/12048	AGS. 1186/B						2	-	C	-
1527	F.189537						4	-	C	-
-	G.177000-1						-	-	-	-



## MAIN PLANES - AILERON

Issued on A.L. No.1

Page K.5

REF. NO.	PART NO.						DESCRIPTION.	NO OFF	MATL. SPEC.	MR. CL. of ST.	PLATE NO.
		1	2	3	4	5					
64	G.180458					AILERON, PORT ASSEMBLY (Less Actuator, known as G.180458/A)	1	-	A	K.1	
65	G.180459					AILERON, STARBOARD ASSEMBLY.	1	-	A	K.1	
27S/318	Hoffman NR. 15					Bearing.	2	-	B		
2196	B.181494					Block, for centre hinge.	2	Stamping	MR/C	K.1	
4086	A.181542					Block, for outer hinge.	2	Stamping	MR/C		
2195	F.172480					Bolt, special, for attachment of hinge.	12	S.99.B	MR/C	K.1	
4087	Std.1639/3EX					Bolt, securing spigot to spar.	8	S.95.B	MR/C	5	
1316	A.187544					Bracket, mounting, for transmitter.	1	S.3	C	K.1	
1317	A.188549					Bracket, stop, for indicator operating cable (Pre Mod.141).	1	S.3	C	K.1	
4902	A.202935					Bracket, mounting, for transmitter (Mod.141).	1	S.3	C		
4903	A.202936					Bracket, stop, for indicator operating cable (Mod.141).	1	S.3	C		
1318	F.187794					Cable, operating indicator at trim tab control.	1	-	C	K.1	
2197	B.181541					Channel, inboard, front rib attachment.	2	DTD610	MR/C	K.1	
2198	B.171976					Channel, front rib attachment.	2	DTD610	MR/C	K.1	
2199	B.171977					Channel, rear rib attachment.	2	DTD610	MR/C	K.1	
69	F.181674					Door, access, at washout skin, port.	1	DTD610	C	K.1	
70	F.181675					Door, access, at washout skin, stbd.	1	DTD610	C	K.1	
	A.187807					Duct, for electrical cables at trim tab transmitter.	1	T9 or L.54			
	B.181578					Fitting, for rib attachment.	2	Stamping			
2200	C.181671					Member, edge trailing, port.	1	DTD364	MR/C	K.1	
2201	C.181672					Member, edge trailing, stbd.	1	DTD364	MR/C	K.1	
1319	B.187552					Panel, access, for trim tab control.	1	DTD610	C	K.1	
2202	B.180557					Rib, No.1, port.	1	DTD610	MR/C	K.1	
2203	B.180558					Rib, No.1, starboard.	1	DTD610	MR/C	K.1	
2204	B.187451					Rib, nose, No.2, port.	1	DTD610	MR/C	K.1	
2205	C.188586					Rib, nose, No.2, starboard.	1	DTD610	MR/C	K.1	
2206	C.188587					Rib, tail, No.2, port.	1	DTD610	MR/C	K.1	
2207	C.188588					Rib, tail, No.2, starboard.	1	DTD610	MR/C	K.1	
2208	B.187452					Rib, nose, No.3, port.	1	DTD610	MR/C	K.1	
2209	C.188589					Rib, nose, No.3, starboard.	1	DTD610	MR/C	K.1	
2210	C.188590					Rib, tail, No.3, port.	1	DTD610	MR/C	K.1	
2211	C.188591					Rib, tail, No.3, starboard.	1	DTD610	MR/C	K.1	
2212	C.188592					Rib, nose, No.4, port.	1	DTD610	MR/C	K.1	
2213	C.188593					Rib, nose, No.4, starboard.	1	DTD610	MR/C	K.1	
2214	B.187627					Rib, tail, No.4, port.	1	DTD610	MR/C	K.1	
2215	C.188594					Rib, tail, No.4, starboard.	1	DTD610	MR/C	K.1	
2216	B.181078					Rib, nose, No.5, port.	1	DTD610	MR/C	K.1	
2217	B.181079					Rib, nose, No.5, starboard.	1	DTD610	MR/C	K.1	

## MAIN PLANES - AILERON

Page K.6

Issued on A.L. No. 1

REF. No.	PART No.						DESCRIPTION	NO OFF	MATL SPEC	MR CL of ST	PLATE No.
		1	2	3	4	5					
2218	B. 181080					Rib, tail, No. 5, port.	1	DTD610	MR/C	K. 1	
2219	B. 196740					Rib, tail, No. 5, starboard.	1	DTD610	MR/C	K. 1	
2220	B. 181070					Rib, nose, No. 6, port.	1	DTD610	MR/C	K. 1	
2221	B. 181071					Rib, nose, No. 6, starboard.	1	DTD610	MR/C	K. 1	
2222	B. 181072					Rib, inter, No. 6.	2	DTD610	MR/C	K. 1	
2223	B. 181073					Rib, tail, No. 6.	2	DTD610	MR/C	K. 1	
2224	B. 181074					Rib, nose, No. 7, port.	1	DTD610	MR/C	K. 1	
2225	B. 181075					Rib, nose, No. 7, starboard.	1	DTD610	MR/C	K. 1	
2226	B. 181076					Rib, inter, No. 7.	2	DTD610	MR/C	K. 1	
2227	B. 181077					Rib, tail, No. 7.	2	DTD610	MR/C	K. 1	
2228	B. 181081					Rib, nose, No. 8, port.	1	DTD610	MR/C	K. 1	
2229	B. 181082					Rib, nose, No. 8, starboard.	1	DTD610	MR/C	K. 1	
2230	B. 181083					Rib, tail, No. 8, port.	1	DTD610	MR/C	K. 1	
2231	B. 196741					Rib, tail, No. 8, starboard.	1	DTD610	MR/C	K. 1	
2232	C. 188595					Rib, nose, No. 9, port.	1	DTD610	MR/C	K. 1	
2233	C. 188596					Rib, nose, No. 9, starboard.	1	DTD610	MR/C	K. 1	
2234	C. 188597					Rib, tail, No. 9, port.	1	DTD610	MR/C	K. 1	
2235	B. 196742					Rib, tail, No. 9, starboard.	1	DTD610	MR/C	K. 1	
2236	C. 188598					Rib, nose, No. 10, port.	1	DTD610	MR/C	K. 1	
2237	C. 188599					Rib, nose, No. 10, starboard.	1	DTD610	MR/C	K. 1	
2238	C. 188600					Rib, tail, No. 10, port.	1	DTD610	MR/C	K. 1	
2239	B. 196743					Rib, tail, No. 10, starboard.	1	DTD610	MR/C	K. 1	
2240	B. 181084					Rib, nose, No. 11, port.	1	DTD610	MR/C	K. 1	
2241	B. 181085					Rib, nose, No. 11, starboard.	1	DTD610	MR/C	K. 1	
2242	B. 181086					Rib, tail, No. 11, port.	1	DTD610	MR/C	K. 1	
2243	B. 196744					Rib, tail, No. 11, starboard.	1	DTD610	MR/C	K. 1	
2244	B. 181436					Rib, nose, No. 12, port.	1	DTD610	MR/C	K. 1	
2245	B. 181437					Rib, nose, No. 12, starboard.	1	DTD610	MR/C	K. 1	
2246	B. 181087					Rib, tail, No. 12.	2	DTD610	MR/C	K. 1	
2247	B. 181089					Rib, nose, No. 6A, port.	1	DTD610	MR/C	K. 1	
2248	B. 181090					Rib, nose, No. 6A, starboard.	1	DTD610	MR/C	K. 1	
2249	B. 181091					Rib, inter, No. 6A.	2	DTD610	MR/C	K. 1	
2250	B. 181092					Rib, nose, No. 7A, port.	1	DTD610	MR/C	K. 1	
2251	B. 181093					Rib, nose, No. 7A, starboard.	1	DTD610	MR/C	K. 1	
2252	B. 181094					Rib, inter, No. 7A.	2	DTD610	MR/C	K. 1	
2253	A. 181088					Rib, No. 12A.	2	DTD610	MR/C	K. 1	
2254	B. 180967					Rib, diagonal, centre.	2	DTD610	MR/C	K. 1	
2255	B. 180968					Rib, diagonal, centre.	2	DTD610	MR/C	K. 1	
2256	B. 180933					Rib, diagonal, outer.	2	DTD610	MR/C	K. 1	
2257	B. 180934					Rib, diagonal, outer.	2	DTD610	MR/C	K. 1	
2258	B. 181095					Rib, main tip.	2	DTD610	MR/C	K. 1	
2259	B. 181365					Rib, tip, No. 1.	2	DTD610	MR/C	K. 1	
2260	B. 181366					Rib, tip, No. 2.	2	DTD610	MR/C	K. 1	
	C. 188785					Sections and details, assembly.	-	-			
	A. 190373					Actuator, group.	1	-			
	Rotax					Actuator.	1	-	A		
	C. 5021/2										

5W/310

## MAIN PLANES - AILERON

Issued on A.L. No. 1

Page K, 7

REF. No.	PART No.						DESCRIPTION	NO OFF	MATL SPEC	MR CL of ST.	PLATE No.
		1	2	3	4	5					
5X/2266	-					Tag.	4	-	C		
5X/2269	-					Thimble.	4	-	C		
1876	F.193539					Bolt, securing mounting bracket.	1	S.96B or S.95,B	C	K.1	
1320	B.187732					Bracket, mounting, group.	1	-	C	K.1	
2261	F.187753					Bush, 7/16" i/d.	1	BSS.369	MR/C	K.1	
3756	Std.850/27					Clip, securing, 7/16" wide x 22 s.w.g. x 2.7" long (Make from 30B/1433).	1	DTD610	MR/C	4	
1321	Std.1221 Y.B.55					Pin, securing rod to trim tab (Referenced 26FH/572 for Admiralty).	1	S2 or	C	4	
4405	F.204410					Pin, for transmitter (Mod.141).	1	-	C		
1322	Std.1221 Y.B.30					Pin, securing rod and lever on shaft.	1	S.3 or S.11	C	4	
1323	F.187808					Plate, retaining.	1	DTD610	C	K.1	
1324	A.187785					Rod, operating trim tab.	1	T4 & DTD364	C	K.1	
1325	F.187765					Shaft, at actuator.	1	S92 & S3	C	K.1	
	F.199386					Shim, control rod adjustment.	2	Steel			
6A/3735	Smiths 470/FL A.207719					Transmitter (Pre Mod.141).	1	-	A		
						Transmitter, group (Mod.141). Consisting of:-	1	-			
4904	F.202938					Lever.	1	S.3	C		
6A/2134	-					Transmitter, type "C" (with lever removed).	1	-	A		
28W/12296	S.P.15C					Washer.	1	-	C		
1326	F.187809					Washer, sealing.	1	Rubber	C	K.1	
2147	Std.915/C/20					Washer.	2	-	C	4	
1327	Std.1547/24/ 12					Washer, profile (Referenced 26AQ/620 for Admiralty).	2	DTD610	C	4	
1328	Std.1547/ 34/12					Washer, packing (Referenced 26AQ/2947 for Admiralty).	2	DTD610	C	4	
603	F.176796					Shackle, for trim tab control. (Referenced 26AQ/2587 for Admiralty) (Pre Mod.141).	1	S3 & T26	C	K.1	
4868	F.203094					Shackle, for trim tab control (Mod.141).	1	S.3	C		
2262	E.180551					Skin, nose, top, port.	1	DTD610	MR/C	K.1	
2263	E.180552					Skin, nose, top, starboard.	1	DTD610	MR/C	K.1	
2264	E.180553					Skin, nose, bottom, port.	1	DTD610	MR/C	K.1	

## MAIN PLANES - AILERON

Page K.8

Issued on A.L. No.1

REF. NO	PART NO						DESCRIPTION	NO OFF	MATL SPEC	MR CL of ST	PLATE NO
		1	2	3	4	5					
2265	E.180554						Skin, nose, bottom, starboard,	1	DTD610	MR/C	K.1
2266	C.181396						Skin, nose washout, port, group.	1	DTD610	MR/C	K.1
2267	C.181397						Skin, nose washout, starboard, group.	1	DTD610	MR/C	K.1
71	F.181676						Nut, anchor.	4	S.3	C	
4990	E.180809						Spar, main, port.	1	DTD610	MR/B	
4991	E.180810						Spar, main, starboard.	1	DTD610	MR/B	
2268	F.180559						Spigot, for inner hinge.	2	S.98.B	MR/C	K.1
4469	F.157015						Spring, compression, for trim tab control (Mod.141).	1	DTD215	C	
4663	F.200029						Spring, compression, for trim tab control (Pre Mod.141).	1	DTD215	C	
1330	C.187570						Trim tab, group (Port only).	1	-	B	K.1
	B.187499						Hinge.	1	DTD610		
72	F.180560						Washer, special.	4	DTD364	C	K.1
2269	C.181507						Weight, balance, inboard, port.	1	S3 & Lead	MR/C	K.1
2270	C.181508						Weight, balance, inboard, starboard.	1	S3 & Lead	MR/C	K.1
2271	C.181509						Weight, balance, outboard, port.	1	S3 & Lead	MR/C	K.1
2272	C.181510						Weight, balance, outboard, stbd.	1	S3 & Lead	MR/C	K.1
4728	Std.1231/4						Tab, locking (Referenced 26FH/3466 for Admiralty).	1	-	MR/C	4

## MAIN PLANES - AILERON

Issued on A.L. No. 1

Page K. 9

REF. NO.	PART NO.	DESCRIPTION	QTY OFF	MATL SPEC	MR. CL. of ST.	PLATE NO.
<u>SUMMARY OF STOCK ITEMS</u>						
28D/12528	A25.1B	Bolt, 4 B.A.				
28D/12513	A25.2C	Bolt, 2 B.A.				
28D/12531	A25.3C	Bolt, 2 B.A.				
28D/12532	A25.4C	Bolt, 2 B.A.				
28D/12514	A25.7C	Bolt, 2 B.A.				
28D/8306	AS.1242.1C	Bolt, 2 B.A.				
28D/13428	AS.3294.1C	Bolt, 2 B.A.				
28D/12519	A25.3E	Bolt, 1/4" B.S.F.				
28D/12542	A25.5E	Bolt, 1/4" B.S.F.				
28D/12633	A25.7E	Bolt, 1/4" B.S.F.				
28M/10327	AGS.2002.B1	Nut, 4 B.A.				
28M/12929	A27.CP	Nut, 2 B.A.				
28M/12928	A27.EP	Nut, 1/4" B.S.F.				
28M/7748	AGS.572J	Nut, 9/16" B.S.F.				
28P/12465	SP9.C8	Pin, split.				
28P/12465	SP9.G12	Pin, split.				
28S/3426	A32.B8	Screw, 4 B.A.				
28W/12306	SP.15.B	Washer, 4 B.A.				
28W/12296	SP.15.C	Washer, 2 B.A.				
28W/12496	SP.15.E	Washer, 1/4" dia.				
28W/12355	SP.16.C	Washer, 2 B.A.				
28W/12297	SP.16.E	Washer, 1/4" dia.				



## MAIN PLANES - LANDING FLAP

Issued on A.L. No. 1

Page K. 11

REF NO	PART NO	DESCRIPTION	NO OFF	MATL SPEC	MR. CL of ST	PLATE NO
60	E.180473	<u>FLAP LANDING, PORT, ASSEMBLY.</u>	1	-	A	K.2
61	E.180474	<u>FLAP LANDING, STARBOARD, ASSEMBLY.</u>	1	-	A	K.2
4056	C.181447	Angle, for leading edge, between ribs 1 and 6, port.	1	DTD364	MR/C	K.2
4057	C.181448	Angle, for leading edge, between ribs 1 and 6, starboard.	1	DTD364	MR/C	K.2
4058	C.181449	Angle, for leading edge, between ribs 6 and 9, port.	1	DTD364	MR/C	K.2
4059	C.181450	Angle, for leading edge, between ribs 6 and 9, starboard.	1	DTD364	MR/C	K.2
4060	C.181451	Angle, for leading edge, between ribs 9 and 14, port.	1	DTD364	MR/C	K.2
4061	C.181452	Angle, for leading edge, between ribs 9 and 14, starboard.	1	DTD364	MR/C	K.2
4062	C.181453	Angle, for leading edge, between ribs 14 and 15, port.	1	DTD364	MR/C	K.2
4063	C.181454	Angle, for leading edge, between ribs 14 and 15, starboard.	1	DTD364	MR/C	K.2
4064	A.184425	Bolt, special, for spool at rib 9.	12	S.99.B	MR/C	K.2
4065	A.184426	Bolt, special, for spool at ribs 8 and 10.	8	S.99.B	MR/C	K.2
4066	A.193411	Bracket, sealing cutaway at lever.	1	DTD610	MR/C	
	D.181473	Fillet, inboard end, assembly, port.	-	-	-	
	D.181474	Fillet, inboard end, assembly, stbd.	-	-	-	
	C.178804	Lever, operating, group.	2	Stamping		
	F.178805	Bush.	4	S.1		
4067	F.181439	Lug, for leading edge angle.	2	DTD610	MR/C	K.2
4068	F.181440	Lug, for leading edge angle.	2	DTD610	MR/C	K.2
4069	F.181441	Lug, for leading edge angle.	4	DTD610	MR/C	K.2
4070	F.181442	Lug, for leading edge angle.	4	DTD610	MR/C	K.2
4071	F.181443	Lug, for leading edge angle.	1	DTD610	MR/C	K.2
4072	F.181444	Lug, for leading edge angle.	1	DTD610	MR/C	K.2
4073	F.181445	Lug, for leading edge angle.	18	DTD610	MR/C	K.2
4074	F.181446	Lug, for leading edge angle.	4	DTD610	MR/C	K.2
4075	C.181346	Plates, reinforcing, port.	1	DTD610	MR/C	K.2
4076	C.181347	Plates, reinforcing, starboard.	1	DTD610	MR/C	K.2
4077	C.181350	Rib, No.1, port.	1	DTD610	MR/C	K.2
4078	C.181351	Rib, No.1, starboard.	1	DTD610	MR/C	K.2
4079	C.180570	Rib, Nos.2 to 14.	26	DTD610	MR/C	K.2
4080	C.180571	Rib, No.15, port.	1	DTD610	MR/C	K.2
4081	C.180572	Rib, No.15, starboard.	1	DTD610	MR/C	K.2
4082	E.180473/1	Skin, port.	1	DTD610	MR/C	K.2
4083	E.180474/1	Skin, starboard.	1	DTD610	MR/C	K.2
	C.181344	Spar, port.	1	T.60		K.2
	C.181345	Spar, starboard.	1	T.60		K.2

RESTRICTED

MAIN PLANES - LANDING FLAP

Page K. 12

Issued on A.L. No. 1

REF. No	PART No						DESCRIPTION	No OFF	MATL. SPEC	MR. CL of ST.	PLATE No
		1	2	3	4	5					
	C.180717					Spool, for inner bearing, port, group.	1	-		K. 2	
	C.180718					Spool, for inner bearing, starboard, group.	1	-		K. 2	
	F.181472					Bush.	4	S. 1			
	F.182218					Bush.	4	S.95			
	B.180716					Spool, bearing, group.	4	-			
	F.181471					Bush.	4	S. 1			
	B.181353					Spool, at rib No.8 and 10.	4	Stmpg.			
	B.182836					Spool, at ribs Nos.2 to 5, 7, 11 to 13, and 15.	18	Stmpg.			
4581	F.201407					Tappet.	2	S. 95. B	C		
4084	C.181348					Trailing-edge stiffener, port.	1	DTD610	MR/C	K. 2	
4085	C.181349					Trailing-edge stiffener, starboard.	1	DTD610	MR/C	K. 2	

MAIN PLANES - LANDING FLAP

Issued on A.L. No. 1

REF NO	PART NO						DESCRIPTION	NO OFF	MATL SPEC	MR CL of ST	PLATE NO
		1	2	3	4	5					
<u>SUMMARY OF STOCK ITEMS</u>											
28H/6324	AGS.934/G/M					Ferrule, screwed.					
28R/6325	AGS.934/J/M					Ferrule, screwed.					
28R/6328	AGS.935/C					Rod, screwed, 2.75" long.					
28R/6329	AGS.935D					Rod, screwed, 2.85" long.					
28W/12321	S.P. 15.J					Washer.					
28W/12322	S.P. 16.J					Washer.					



## MAIN PLANES - OUTER WING

Issued on A.L. No.1

Page K. 15

REF. NO.	PART NO.						DESCRIPTION	NO OFF	MATL. SPEC.	MR. CL. of ST.	PLATE NO.
		1	2	3	4	5					
30	G.177000						WING, OUTER, PORT, ASSEMBLY (less hydraulic jacks and aileron booster).	1	-	A	K.3
31	G.177001						WING, OUTER, STARBOARD, ASSEMBLY (less hydraulic jacks and aileron booster). (Complementary parts e.g., intercomponent attachments are listed on Page J.5 and will not be supplied with the assembly spare.)	1	-	A	K.3
	D.179937						Attachments, wing structure, assembly.	-	-		
74	Std.1553/C40						Bolt, attachment of stiffeners, nose rib "G".	12	S.99.B	C	5
75	Std.1553/C60						Bolt, attachment of stiffeners, nose rib "G".	4	S.99.B	C	5
3820	Std.1551/1/ 210						Bolt, nose rib "A" attachment to spar.	12	S.99.B	MR/C	5
3821	Std.1551/1/ 40						Bolt, nose rib "G1" to nose rib "G".	16	S.99.B	MR/C	5
4119	Std.1551/1/ 25						Bolt, nose rib "G1" to nose rib "G".	7	S.99.B	C	5
3823	Std.1551/1/ 60						Bolt, nose rib "G1" to spar.	4	S.99.B	MR/C	5
1571	A.189500						Bracket, pressure head mounting.	2	S.3	C	K.5
1573	A.189498						Clamp, attachment of pitot tube to mounting bracket, forward.	2	S.3	C	K.5
2275	D.180408						Bracket, bearing, flap inboard, port, group.	1	-	MR/C	K.3
2276	D.180409						Bracket, bearing, flap inboard, starboard, group.	1	-	MR/C	K.3
2277	D.180410						Bracket, bearing, flap outboard port, group.	1	-	MR/C	K.3
	A.199189						Bracket, stop.	1	S.3		
2278	D.180411						Bracket, bearing, flap outboard, starboard, group.	1	-	MR/C	K.3
	D.193235						Compass, installation, G.M. (See Section F).	-	-		
	D.181483-4						Controls, flying, assembly (See Section D).	-	-		
	C.180515-6						Diaphragm, main u/c wheel door front lock, assembly.	-	-		
2279	B.180517						Diaphragm, rear, port.	1	DTD610	MR/C	K.5
2280	B.180518						Diaphragm, rear, starboard.	1	DTD610	MR/C	K.5

RESTRICTED  
MAIN PLANES - OUTER WING

Page K.16

Issued on A.L. No.1

REF. No.	PART No.						DESCRIPTION	No OFF	MATL SPEC.	MR CL of ST	PLATE No
		1	2	3	4	5					
2281	B.180519						Diaphragm, forward, port.	1	DTD.610	MR/C	K.5
2282	B.180520						Daiphragm, forward, starboard.	1	DTD.610	MR/C	K.5
80	F.180299						Lever, cam operating.	2	S.3	C	K.5
81	F.180428						Lever, micro switch operating.	2	Casting	C	K.5
4664	B.201543						Lock, group.	2	-	B	K.5
3974	C.197398						Diaphragm, between nose rib "R" and outer rib, port.	1	DTD.610	MR/C	
3975	C.197399						Daiphragm, between nose rib "R" and outer rib, starboard.	1	DTD.610	MR/C	
	C.181367-8						Ducts, pitot tube, electrical cable and hydraulic pipes, assembly.	-	-		
5782	A.124277						Bracket, duct.	1	L.3	C	
4163	Std.851/36						Clip, 7/16" wide x 22 s.w.g. x 3.6" long.	1	DTD.610	C	4
	Std.850/34						Clip, 7/16" wide x 22 s.w.g. x 3.4" long (Make from 30B/1433).	1	DTD.610		
3761	Std.851/37						Clip, 7/16" wide x 22 s.w.g. x 3.7" long (Make from 30B/1433).	1	DTD.610	MR/C	4
5743	F.178164						Clip, duct attachment.	10	DTD.610	MR/C	
5511	A.198154						Duct, port wing only.	1	T.9	MR/C	
5512	A.198703						Duct, port wing only.	1	T.4	MR/C	
5744	A.195759						Duct, upper.	2	T.4	MR/C	
5745	A.195758						Duct, lower.	2	T.4	MR/C	
5746	A.195769						Duct, port wing only.	1	T.4	MR/C	
	B.195487						Duct, group, port wing only.	1	-		
3761	Std.851/37						Clip, 7/16" wide x 22 s.w.g. x 3.7" long (Make from 30B/1433).	1	DTD.610	MR/C	4
5515	B.195487/1						Duct.	1	L.54	MR/C	
5516	B.195487/2						Duct.	1	L.54	MR/C	
	B.198193-4						Duct, outboard of rib "R", assembly.	-	-		
3756	Std.840/27						Clip, 7/16" wide x 22 s.w.g. x 2.7" long (Make from 30B/1433).				
5518	B.197863						Duct, port.	1	T.4	MR/C	
5519	B.197864						Duct, starboard.	1	T.4	MR/C	
	Std.1509/12/070						Tube, distance.	1	T.4		
	D.190303-4						Electrical equipment, assembly. (See Section E).	-	-	-	
	D.184285-6						Fillet, wing, assembly.	-	-		
	F.184635						Angle, rear fillet, port.				

## MAIN PLANES - OUTER WING

Issued on A.L. No. 1

Page K, 17

REF. NO.	PART NO.						DESCRIPTION.	NO OFF	MATL. SPEC.	MR. CL of ST.	PLATE NO.
		1	2	3	4	5					
	F. 184636					Angle, rear fillet, starboard.	1	DTD610			
	B. 189151/2					Baffle, forward, centre fillet, frame 34, port.	1	DTD610			
	B. 189152/2					Baffle, forward, centre fillet, frame 34, starboard.	1	DTD610			
	B. 189151/3					Baffle, aft, centre fillet, frame 34, port.	1	DTD610			
	B. 189152/3					Baffle, aft, centre fillet, frame 34, starboard.	1	DTD610			
	A. 183613					Diaphragm, upper, frame 37, port.	1	DTD610			
	A. 183614					Diaphragm, upper, frame 37, starboard.	1	DTD610			
	A. 183952					Diaphragm, rear fillet, port.	1	DTD610			
	A. 183953					Diaphragm, rear fillet, starboard.	1	DTD610			
	A. 183615					Diaphragm, lower, rear fillet, port.	1	DTD610			
	A. 183616					Diaphragm, lower, rear fillet, starboard.	1	DTD610			
	B. 183838					Diaphragm, rear fillet, frame 34, port.	1	DTD610			
	B. 183839					Diaphragm, rear fillet, frame 34, starboard.	1	DTD610			
2337	D. 184285/A					Fillet, nose portion, port, group. Consisting of:-	1	-	MR/B	K.4	
28D/8306	AS. 1242/10					Bolt, 2 B.A.	1	-	C		
	A. 183752					Landing.	1	DTD610			
4242	Std. 1231/7					Lug, locking.	1	S.3	C	4	
1301	A. 183772					Panel, access.	1	DTD610	C	K.4	
28Q/7655	AS. 164/404					Rivet.	8	-	C		
28Q/7656	AS. 164/405					Rivet.	1	-	C		
	D. 184285/1					Skin, 20 G.	1	DTD610			
2338	D. 184286/A					Fillet, nose portion, starboard, group. Consisting of:-	1	-	MR/B	K.4	
28D/8306	AS. 1242/10					Bolt, 2 B.A.	1	-	C		
	A. 183753					Landing.	1	DTD610			
1302	A. 183773					Panel, access.	1	DTD610	C	K.4	
28Q/7655	AS. 164/404					Rivet.	8	-	C		
28Q/7656	AS. 164/405					Rivet.	1	-	C		
	D. 184286/1					Skin.	1	DTD610			
4242	Std. 1231/7					Lug, locking.	1	S.3	C	4	
	A. 184204					Former, frame 31, port.	1	DTD610			
	A. 184205					Former, frame 31, starboard.	1	DTD610			
	A. 184132					Former, forward, rear fillet, port.	1	DTD610			

## MAIN PLANES - OUTER WING

Page K, 18

Issued on A.L. No. 1

REF NO	PART NO	DESCRIPTION	NO OFF	MATL SPEC	MR CL of ST	PLATE NO
	A. 184133	Former, forward, rear fillet, starboard.	1	DTD610		
	B. 183600	Former, upper, at nose fillet, port.	1	DTD610		
	B. 183601	Former, upper, at nose fillet, starboard.	1	DTD610		
	B. 183602	Former, lower, at nose fillet, port.	1	DTD610		
	B. 183603	Former, lower, at nose fillet, starboard.	1	DTD610		
	B. 189151/1	Former, edge, centre fillet, frame 34, port.	1	DTD610		
	B. 189152/1	Former, edge, centre fillet, frame 34, starboard.	1	DTD610		
	A. 183617	Landing, detachable fillet, port.	1	DTD610		
	A. 183618	Landing, detachable fillet, starboard.	1	DTD610		
	A. 183895	Member, edge, rear fillet, port.	1	L. 33		
	A. 183896	Member, edge, rear fillet, starboard.	1	L. 33		
	F. 184215	Packing, centre fillet, frame 26.	1	DTD610		
	F. 199398	Packing, rear fillet, frame 34.	1	L. 72		
	F. 199399	Packing, rear fillet, frame 34.	1	L. 72		
	F. 184214	Packing, rear fillet.	1	DTD610		
2273	B. 189207	Panel, access, port.	1	DTD610	MR/C	K. 4
2274	B. 189208	Panel, access, starboard.	1	DTD610	MR/C	K. 4
2339	D. 184285/2	Skin, upper, centre fillet, port.	1	DTD610	MR/B	K. 4
2340	D. 184286/2	Skin, upper, centre fillet, starboard.	1	DTD610	MR/B	K. 4
2341	D. 184285/3	Skin, lower, centre fillet, port.	1	DTD610	MR/B	K. 4
2342	D. 184286/3	Skin, lower, centre fillet, starboard.	1	DTD610	MR/B	K. 4
2343	D. 184285/4	Skin, upper, rear fillet, port.	1	DTD610	MR/B	K. 4
2344	D. 184286/4	Skin, upper, rear fillet, starboard.	1	DTD610	MR/B	K. 4
2345	D. 184285/5	Skin, lower, rear fillet, port.	1	DTD610	MR/B	K. 4
2346	D. 184286/5	Skin, lower, rear fillet, starboard.	1	DTD610	MR/B	K. 4
	C. 183689/3	Support, upper edge, port.	1	DTD610		
	C. 183690/3	Support, upper edge, starboard.	1	DTD610		
	C. 183689/4	Support, lower edge, port.	1	DTD610		
	C. 183690/4	Support, lower edge, starboard.	1	DTD610		
	B. 183716/1	Support, edge, centre fillet, port.	1	DTD610		
	B. 183717/1	Support, edge, centre fillet, starboard.	1	DTD610		

## MAIN PLANES - OUTER WING

Issued on A.L. No.1

Page K.19

REF. NO.	PART NO.	DESCRIPTION	QTY	REF. NO.	PLATE NO.
	C.183807/3	Support, edge, rear fillet, port.	1	DTD610	
	C.183808/4	Support, edge, rear fillet, starboard.	1	DTD610	
	C.183807/1	Support, edge, centre fillet, port.	1	DTD610	
	C.183808/1	Support, edge, centre fillet, starboard.	1	DTD610	
	B.198331	Support, edge, port.	1	DTD610	
	B.198332	Support, edge starboard.	1	DTD610	
	D.179224-5	Fitting, pivot, and flap jack anchorage bracket, assembly.	-	-	
83	F.179226	Bolt, attachment of flap jack to shackle.	2	S.95.B	C K.5
4120	F.198600	Bolt, attachment of shackle to anchorage bracket.	2	S.95.B	C
85	B.169671	Bracket, flap jack anchorage, port, group.	1	Stamping	B K.5
86	B.169672	Bracket, flap jack anchorage, starboard, group.	1	Stamping	B K.5
	F.198601	Plate, locking.	2	DTD610	
	E.174345	Fitting, undercarriage pivot, port, group.	1	-	
	E.174346	Fitting, undercarriage pivot, starboard, group.	1	-	
1529	A.174348	Bolt, front bearing cap attachment.	4	S.95.B	C K.5
1528	A.174347	Bolt, rear bearing, cap attachment.	4	S.95.B	C K.5
87	F.192513	Cap, bearing, front.	2	-	B K.5
88	F.192514	Cap, bearing, rear.	2	-	B K.5
	F.179334	Spigot, locating.	4	S.1	
1530	F.188730	Washer, tab.	8	-	C K.5
89	F.169673	Shackle, flap jack attachment.	2	Stamping	C K.5
	G.177520	Girder, main undercarriage port, group.	1	-	
	G.177521	Girder, main undercarriage starboard, group.	1	-	
	C.167022	Bracket, main undercarriage jack, port, group.	1	-	
	C.167023	Bracket, main undercarriage jack, starboard, group.	1	-	
90	F.168628	Bush,	4	S.95.B	C K.3

## MAIN PLANES - OUTER WING

Page K.20

Issued on A.L. No. 1

REF NO	PART NO					DESCRIPTION	NO OFF	MATERIAL SPEC	MR CL of ST	PLATE NO
		1	2	3	4					
91	A.178319				Panel, access to flap jack, port.	1	DTD546	C	K.3	
92	A.178320				Panel, access to flap jack, starboard.	1	DTD546	C	K.3	
-	D.189927-8				Hydraulic installation (See Section N).	-	-	-		
	C.180287-8				Mounting, wheel door rear lock, port, assembly.	-	-			
81	F.180428				Lever.	2	Casting	C	K.5	
80	F.180299				Lever.	2	S.3	C	K.5	
4664	B.201543				Lock, group.	2	-	B	K.5	
	B.182044				Pitot tube installation, assembly.	-	-			
2690	F.195016				Block, clamp.	4	LFS.21	C	J.23	
2691	F.195017				Block, clamp.	2	LFS.21	C	J.23	
3734	Std.840/14				Clip, support, for earthing connection (Referenced 26FH/3219 for Admiralty).	24	DTD610	MR/C	4	
4000	Std.1285/2.BB				Connection, earthing.	4	-	C	4	
4736	Std.1285/6/BB				Connection, earthing.	10	-	MR/C	4	
4250	A.199054				Drain, group (Mod.33).	2	-	C	J.23	
4249	F.199037				Bolt.	1	S.1	C	J.23	
2149	F.133671				Pipe, drain 5/16" o/d x 22 s.w.g.	2	T.9	C		
4088	† A.196449/1				Pipe, pressure, union to elbow.	1	L54 or T.9	MR/C	J.23	
4089	† A.196449/2				Pipe, static, union to elbow.	1	L54 or T.9	MR/C	J.23	
4090	† A.196449/13				Pipe, pressure, tee piece to pressure head (Pre Mod.33).	1	L54 or T.9	MR/C	J.23	
4091	† A.196449/14				Pipe, static, tee piece to static head (Pre Mod.33).	1	L54 or T.9	MR/C	J.23	
-	A.196449/3 to 12				Pipes, local manufacture See piping chart.	-	-			
4245	A.196449/31				Pipe, pressure, tee piece to pressure head (Mod.33).	1	L54 or T.9		J.23	
4246	A.196449/32				Pipe, static, tee piece to pressure head (Mod.33).	1	L54 or T.9		J.23	
4247	A.196449/33				Pipe, pressure, union to tee piece (Mod.33).	1	L54 or T.9		J.23	
4248	A.196449/34				Pipe, static, union to tee piece (Mod.33).	1	L54 or T.9		J.23	
5767	Std.1509/12/ 030				Tube, distance, 1/4" o/d x 20 s.w.g. x .3" long (Make from 30B/619).	3	T.4	MR/C	4	
2283	D.178128				Rib "A", nose, port, group.	1	-	MR/C	K.3	
2284	D.178129				Rib, "A", nose, starboard, group.	1	-	MR/C	K.3	
281	Std.1639/3C				Bolt, cover plate attachment.	62	S.95.B	C	5	

† For details see piping chart.

## MAIN PLANES - OUTER WING

Issued on A.L. No.1

Page K.21

REF. NO.	PART NO.						DESCRIPTION.	NO OFF	MATL. SPEC.	MR CL of ST.	PLATE NO
		1	2	3	4	5					
	F.177946						Plate, cover.	2	DTD,546		
	B.179555						Socket, wing locating.	2	Stamping		
2285	D.177529						Rib, "B", nose, port.	1	-	MR/B	K.3
2286	D.177530						Rib, "B", nose, starboard.	1	-	MR/B	K.3
2287	D.177137						Rib, "C", nose, port.	1	-	MR/B	K.3
2288	D.177138						Rib, "C", nose, starboard.	1	-	MR/B	K.3
2289	D.177474						Rib, "D", nose, port.	1	-	MR/B	K.3
2290	D.177475						Rib, "D", nose, starboard.	1	-	MR/B	K.3
2291	D.177319						Rib, "E", nose, port.	1	-	MR/B	K.3
2292	D.177320						Rib, "E", nose, starboard.	1	-	MR/B	K.3
2293	D.177522						Rib, "F", nose, port.	1	-	MR/B	K.3
2294	D.177523						Rib, "F", nose, starboard.	1	-	MR/B	K.3
2295	D.178313						Rib, "G", nose, port.	1	-	MR/B	K.3
2296	D.178314						Rib, "G", nose, starboard.	1	-	MR/B	K.3
2297	C.180391						Rib, "H", nose, port.	1	-	MR/B	K.3
2298	C.180392						Rib, "H", nose, starboard.	1	-	MR/B	K.3
2299	C.180393						Rib, "H", nose, port.	1	-	MR/B	K.3
2300	C.180394						Rib, "J", nose, starboard.	1	-	MR/B	K.3
2301	C.178339						Rib, "K", nose, port.	1	-	MR/B	K.3
2302	C.178340						Rib, "K", nose, starboard.	1	-	MR/B	K.3
2303	C.178341						Rib, "L", nose, port.	1	-	MR/B	K.3
2304	C.178342						Rib, "L", nose, starboard.	1	-	MR/B	K.3
2305	D.177857						Rib, "M", nose, port.	1	-	MR/B	K.3
2306	D.177858						Rib, "M", nose, starboard.	1	-	MR/B	K.3
2307	C.177793						Rib, "N", nose, port.	1	-	MR/B	K.3
2308	C.177794						Rib, "N", nose, starboard.	1	-	MR/B	K.3
2309	C.177795						Rib, "P", nose, port.	1	-	MR/B	K.3
2310	C.177796						Rib, "P", nose, starboard.	1	-	MR/B	K.3
2311	C.177797						Rib, "Q", nose, port.	1	-	MR/B	K.3
2312	C.177798						Rib, "Q", nose, starboard.	1	-	MR/B	K.3
2314	C.168248						Rib, "R", nose, port.	1	-	MR/B	K.3
2313	C.168249						Rib, "R", nose, starboard.	1	-	MR/B	K.3
2315	D.177861						Rib, "G1", nose, diagonal, port.	1	-	MR/B	K.3
2316	D.177862						Rib, "G1", nose, diagonal, starboard.	1	-	MR/B	K.3
2317	B.178538						Rib, "No.1", at wing tip.	2	DTD,610	MR/B	K.3
2318	B.168369						Rib, "T", at wing tip.	2	DTD,610	MR/B	K.3
2319	B.167626						Rib, "S", port.	1	DTD,610	MR/B	K.3
2320	B.167627						Rib, "S", starboard.	1	DTD,610	MR/B	K.3
2321	C.178354						Rib, outer and aileron hinge, port, group.	1	-	MR/B	K.3
2322	C.178355						Rib, outer and aileron hinge, starboard, group.	1	-	MR/B	K.3
	B.178679						Fitting, aileron outer hinge, port.	1	Stamping		K.3

MAIN PLANES - OUTER WING

REF. NO.	PART NO.						DESCRIPTION.	NO OFF	MATL. SPEC.	MR. CL. OF ST.	PLATE NO.
		1	2	3	4	5					
	B. 178680					Fitting, aileron outer hinge, starboard.	1	Stamping		K. 3	
1574	Std. 327/160					Bolt, aileron outer hinge.	2	S. 2	C	4	
2150	Std. 915/G20					Washer, aileron outer hinge.	4	DTD610	C	4	
2323	C. 170788					Rib, forward, pressure head mounting, port.	1	DTD610	MR/B	K. 3	
2324	C. 170789					Rib, forward, pressure head mounting, starboard.	1	DTD610	MR/B	K. 3	
2325	C. 170790					Rib, aft, pressure head mounting, port.	1	DTD610	MR/B	K. 3	
2326	C. 170791					Rib, aft, pressure head mounting, starboard.	1	DTD610	MR/B	K. 3	
	E. 178632					Rib, "D", interspar, port, group.	1	-			
	E. 178633					Rib, "D", interspar, starboard, group.	1	-			
	B. 180441-2					Lock, undercarriage leg fairing, assembly.	-	-			
	A. 202949					Bracket, bearing, port.	1	Casting			
	A. 202950					Bracket, bearing, starboard.	1	Casting			
93	F. 180447					Lever, switch operating, port.	1	Casting	C	K. 5	
94	F. 180448					Lever, switch operating, starboard.	1	Casting	C	K. 5	
5187	F. 201253					Lever, cam operating.	2	Casting	C	K. 5	
4664	B. 201543					Lock, up, group.	2	-	B	K. 5	
	F. 180449					Packing.	2	DTD364			
	F. 180450					Packing.	2	DTD364			
	F. 200725					Plate, indicator, port.	1	L. 72			
	F. 200726					Plate, indicator, starboard.	1	L. 72			
5190	A. 202839					Plunger, group.	2	-	C		
	F. 203784					Spring, compression.	2	Sp. St.			
	E. 178603					Rib, "E", interspar, port, group.	1	-			
	E. 178604					Rib, "E", interspar, starboard, group.	1	-			
96	F. 174080					Bolt, sequence valve lever.	2	S. 96.B	C	K. 3	
3883	Std. 323/156N					Bolt, sequence valve lever attachment to mounting bracket.	2	S. 2	C	4	
	A. 180868					Bracket, sequence valve mounting, port.	1	S. 3			
	A. 180869					Bracket, sequence valve mounting, starboard.	1	S. 3			
98	A. 175583					Bracket, sequence valve lever mounting, rib "E".	2	S. 3	C	K. 3	
99	F. 175584					Lever, sequence valve.	2	S. 3	C	K. 3	

## MAIN PLANES - OUTER WING

Issued on A.L. No. 1

Page K, 23

REF. NO	PART NO	DESCRIPTION					NO OFF	MATL SPEC.	MR CL of ST.	PLATE NO
		1	2	3	4	5				
1394	Std. 1547/ 24/14					Packing, at attachment of sequence valve lever mounting bracket. (Referenced 26AQ/1463 for Admiralty).	2	DTD610	C	4
100	D. 179348					Rib, "M", tail, port, group.	1	-		
	D. 179349					Rib, "M", tail, starboard, group.	1	-		
	F. 179394					Bush, inboard aileron hinge.	2	S. 1	C	K. 5
	A. 188824					Duct, electrical cables (Port only).	1	T. 9		
	B. 179393					Housing, bearing, inboard aileron hinge.	2	Stamping		
	E. 179648-9 C. 179584-7					Shroud, aileron, assembly. Ribs, aileron centre hinge, assembly.	- -	- -		
1576	Std. 327/150					Bolt, inner and outer hinges.	4	S. 2	C	4
	A. 179644					Fitting, aileron centre hinge.	4	Stamping		
2150	Std. 915/G20					Washer, inner and outer hinges.	8	DTD610	C	4
	E. 179648/1					Skin, upper.	2	DTD610		
	E. 179648/2					Skin, lower.	2	DTD610		
1716	F. 193777					Stop, aileron.	4	Rubber	C	K. 3
	B. 179862-3 D. 179575					Skins, assembly. Skin, forward of rear spar, assembly.	- -	- -		
1789	D. 179575/1					Skin, inboard leading edge top, forward of rear spar, port.	1	DTD546	B	K. 4
1790	D. 179575/2					Skin, inboard leading edge bottom, forward of rear spar, port.	1	DTD546	B	K. 4
1791	D. 179575/3					Skin, inboard rear, top, forward of rear spar, port.	1	DTD546	B	
1792	D. 179575/4					Skin, inboard rear, top, forward of rear spar, starboard.	1	DTD546	B	K. 4
1793	D. 179575/5					Skin, inboard rear, bottom, forward of rear spar, port.	1	DTD546	B	K. 4
1794	D. 179575/6					Skin, inboard rear bottom, forward of rear spar, starboard.	1	DTD546	B	K. 4
1795	D. 179575/7					Skin, intermediate top, forward of rear spar, port.	1	DTD546	B	K. 4
1796	D. 179575/8					Skin, intermediate bottom, forward of rear spar, port.	1	DTD546	B	K. 4
1797	D. 179575/9					Skin, outboard top, forward of rear spar, port.	1	DTD546	B	K. 4
1798	D. 179575/10					Skin, outboard bottom, forward of rear spar, port.	1	DTD546	B	K. 4

## MAIN PLANES - OUTER WING

Page K. 24

Issued on A.L. No. 1

REF. NO	PART NO	DESCRIPTION	NO OFF	MATL. SPEC	MR. CL. OF ST	PLATE NO
1799	D. 179575/13	Skin, inboard leading edge bottom, forward of rear spar, starboard,	1	DTD546	B	K.4
1800	D. 179575/14	Skin, inboard leading edge top, forward of rear spar, starboard,	1	DTD546	B	K.4
1801	D. 179575/15	Skin, intermediate bottom, forward of rear spar, starboard,	1	DTD546	B	K.4
1802	D. 179575/16	Skin, intermediate top, forward of rear spar, starboard,	1	DTD546	B	K.4
1803	D. 179575/17	Skin, outboard bottom, forward of rear spar, starboard,	1	DTD546	B	K.4
1804	D. 179575/18	Skin, outboard top, forward of rear spar, starboard,	1	DTD546	B	K.4
1805	D. 179575/11	Strap, leading edge butt,	1	DTD546	B	K.4
1806	D. 179575/12	Strap, leading edge butt,	1	DTD546	B	K.4
	D. 180885-6	Skin covering, aft of rear spar, assembly.	-	-		
4580	F. 201410	Lever,	2	-	C	
4004	A. 197878	Panel, access, flap synchronising jack.	2	DTD610	C	K.4
1532	A. 188828	Panel, access, to aileron actuator cables terminal block,	1	DTD610	C	K.4
4278	A. 199069	Panel, access, to flap operating jack,	2	L. 72	C	
	D. 180885/1	Skin, top, port,	1	DTD610		
	D. 180886/1	Skin, top, starboard,	1	DTD610		
	D. 180885/2	Skin, flap roof, port.	1	DTD610		
	D. 180886/2	Skin, flap roof, starboard.	1	DTD610		
	D. 180885/3	Skin, bottom, port.	1	DTD610		
	D. 180886/3	Skin, bottom, starboard.	1	DTD610		
	D. 180887	Skin, covering assembly.	-	-		
4005	Std. 1551/5/ 115	Bolt, at wing root fitting.	2	S. 99.B	MR/C	5
4006	Std. 1551/6/ 115	Bolt, at wing root fitting.	2	S. 99.B	MR/C	5
4966	A. 182664. U.F.	Panel, access to flap inboard bracket (Non-interchangeable spare for A/c Serial No. WW. 599).	2	DTD610	C	
102	A. 182664	Panel, access to flap inboard bearing bracket.	2	DTD610	C	K.3

## MAIN PLANES - OUTER WING

Issued on A.L. No. 1

Page K.25

REF. NO.	PART NO.						DESCRIPTION	NO OFF	MATL. SPEC.	MR. CL. of ST.	PLATE NO.
		1	2	3	4	5					
4872	Std.1507/23/ 136					Tube, distance 5/16" o/d x 17 s.w.g. x 1.36" long (Make from 30A/975).	2	T.26	MR/C	4	
	D.180161-2					Skin, covering forward of rear spar.	-	-			
	F.199190					Angle, for attachment of desynn transmitter spring, port only.	1	L.72			
	F.199193					Angle, cable adjuster, for desynn transmitter, port only.	1	S3 & S.92.B			
	B.199187					Bracket, mounting, for desynn transmitter, port only.	1	L.72			
5192	A.202809					Bracket, locating plunger, for leg fairing lock, port.	1	S.3	C		
5193	A.202810					Bracket, locating plunger, for leg fairing lock, starboard.	1	S.3	C		
5650	A.202836					Bracket, mounting, for release valve, port.	1	L.72	MR/C		
5651	A.202837					Bracket, mounting, for release valve, starboard.	1	L.72	MR/C		
103	A.180153					Panel, access to skin rivetting.	2	DTD546	C	K.4	
104	A.180491					Panel, access to drop tank pipes.	4	DTD546	C	K.4	
105	A.181340					Panel, access to flying controls.	2	DTD546	C	K.4	
	D.181279-82					Skin, rivetting, assembly.	-	-			
106	A.181469					Panel, access to aileron mechanism.	2	DTD610	C	K.4	
107	A.168545					Panel, access to aileron mechanism.	2	DTD610	C	K.4	
5213	A.205022					Panel, access to aileron booster micro switch.	2	L.72	C		
	D.181251-4					Skin, rivetting, assembly.	-	-			
108	A.181260					Panel, access to cable ducts, starboard.	1	DTD546	C	K.4	
1717	B.192500					Panel, access and aerial mounting, port.	1	DTD546	C	K.4	
	D.180159-60					Skin, rivetting, assembly.	-	-			
5209	F.205577					Panel, access to flap jack anchorage.	4	DTD610	C		
	D.180625					Skin rivetting details assembly.	-	-			
109	F.180635					Panel, access to undercarriage jack attachment bolt.	2	DTD610	C	K.4	
	B.183397-8					Spigot, locating, assembly.	-	-			
110	F.183399					Spigot, main undercarriage locating.	2	-	C	K.4	

## MAIN PLANES - OUTER WING

Page K.26

Issued on A.L. No.1

REF. NO	PART NO	DESCRIPTION	NO OFF	MATL SPEC	MR Cl of ST	PLATE NO
111	F.181502	Washer, serrated, main undercarriage spigot.	2	S.96.B	C	K.4
	C.180721-4	Skins, fixing undercarriage pivot joint, assembly.	-	-		
	F.181273	Bolt, special.	180	S.98.B		
	F.181274	Bolt, special.	16	S.98.B		
	Std.1556/1	Nut, special. (Referenced 26AQ/490 for Admiralty).	196	S.1		
	D.200109	Skin, rivetting details, assembly.	-	-		
5770	A.199306	Bracket, for oil jettison valve, port.	1	DTD610	MR/C	
5771	A.199307	Bracket, for oil jettison valve, starboard.	1	DTD610	MR/C	
	C.177280-1	Spar, rear, assembly.	-	-		
	E.177498-9	Spar, inner portion, assembly.	-	-		
112	A.180375	Panel, access.	2	DTD610	C	
	C.178152-3	Spar, front, port, assembly.	-	-		
	E.178310-11	Spar, inner portion, assembly.	-	-		
	F.181526	Plate, cover.	2	DTD546		
	F.188803	Plate, cover, starboard.	1	DTD546		
	F.181527	Plate, cover, port.	1	DTD546		
	A.177946	Plate, cover.	2	DTD546		
281	E.178382-3	Spar, centre portion, assembly.	2	-		
	Std.1639/3C	Bolt, cover plate attachment.	128	S.2	C	5
	A.175810	Plate, cover.	2	DTD546		
	A.177946	Plate, cover.	2	DTD546		
113	C.180476-7	Socket, slinging, assembly.	-	-		
	F.180423	Plug.	10	DTD364	C	K.4
2327	B.178685	Stiffener, nose, front, port.	1	DTD364	MR/C	K.3
2328	B.178686	Stiffener, nose, front, starboard.	1	DTD364	MR/C	K.3
2329	B.178683	Stiffener, nose, intermediate, port.	1	DTD364	MR/C	K.3
2330	B.178684	Stiffener, nose, intermediate, starboard.	1	DTD364	MR/C	K.3
2331	B.178681	Stiffener, nose, rear, port.	1	DTD364	MR/C	K.3
2332	B.178682	Stiffener, nose, rear, starboard.	1	DTD364	MR/C	K.3
2333	B.178687	Stiffener, nose, rear outer, port.	1	DTD364	MR/C	K.3
2334	B.178688	Stiffener, nose, rear outer, starboard.	1	DTD364	MR/C	K.3
2335	B.178689	Stiffener, nose, front outer, port.	1	DTD364	MR/C	K.3

## MAIN PLANES - OUTER WING

Issued on A.L. No. 1

Page K. 27

REF. NO.	PART NO.				DESCRIPTION	NO. OFF.	MATL. SPEC.	MR. CL. of ST.	PLATE NO.
		1	2	3					
2336	B.178690				Stiffener, nose, front, outer, starboard.	1	DTD364	MR/C	K. 3
5714	B.198804				Sub-spar, detachable, between tail ribs D & E, port.	1	DTD610	C	
5715	B.198805				Sub-spar, detachable, between tail ribs D & E, starboard.	1	DTD610	C	
5716	B.198806				Sub-spar, detachable, between ribs G & K, port.	1	DTD610	C	
5717	B.198807				Sub-spar, detachable, between ribs G & K, starboard.	1	DTD610	C	
114	C.181386				Window, navigation light, port, group.	1	-	B	K.4
4964	C.181386.U.F.				Window, navigation light, port group (Non-interchangeable spare for a/c Serial No. W.W.599).	1	-	B	K.4
115	C.181387				Window, navigation light, starboard, group.	1	-	B	K.4
4965	C.181387.U.F.				Window, navigation light, starboard, group (Non-interchangeable spare for a/c Serial No. W.W.599).	1	-	B	K.4
116	B.181470				Window.	2	DTD339A	C	K.4
1577	A.189520				Seal, port.	1	Rubber	C	K.4
1578	F.189542				Seal, starboard.	1	Rubber	C	K.4
4495	B.203727				Wing tip, port (camouflaged).	1	-	A	K.4
4496	B.203728				Wing tip, starboard (camouflaged).	1	-	A	K.4
4963	B.203728.U.F.				Wing tip, starboard (camouflaged). (Non-interchangeable spare for a/c Serial No. W.W.599).	1	-	A	K.4







## MAIN PLANE - OUTER WINGS

Issued on A.L. No. 1

Page K. 31

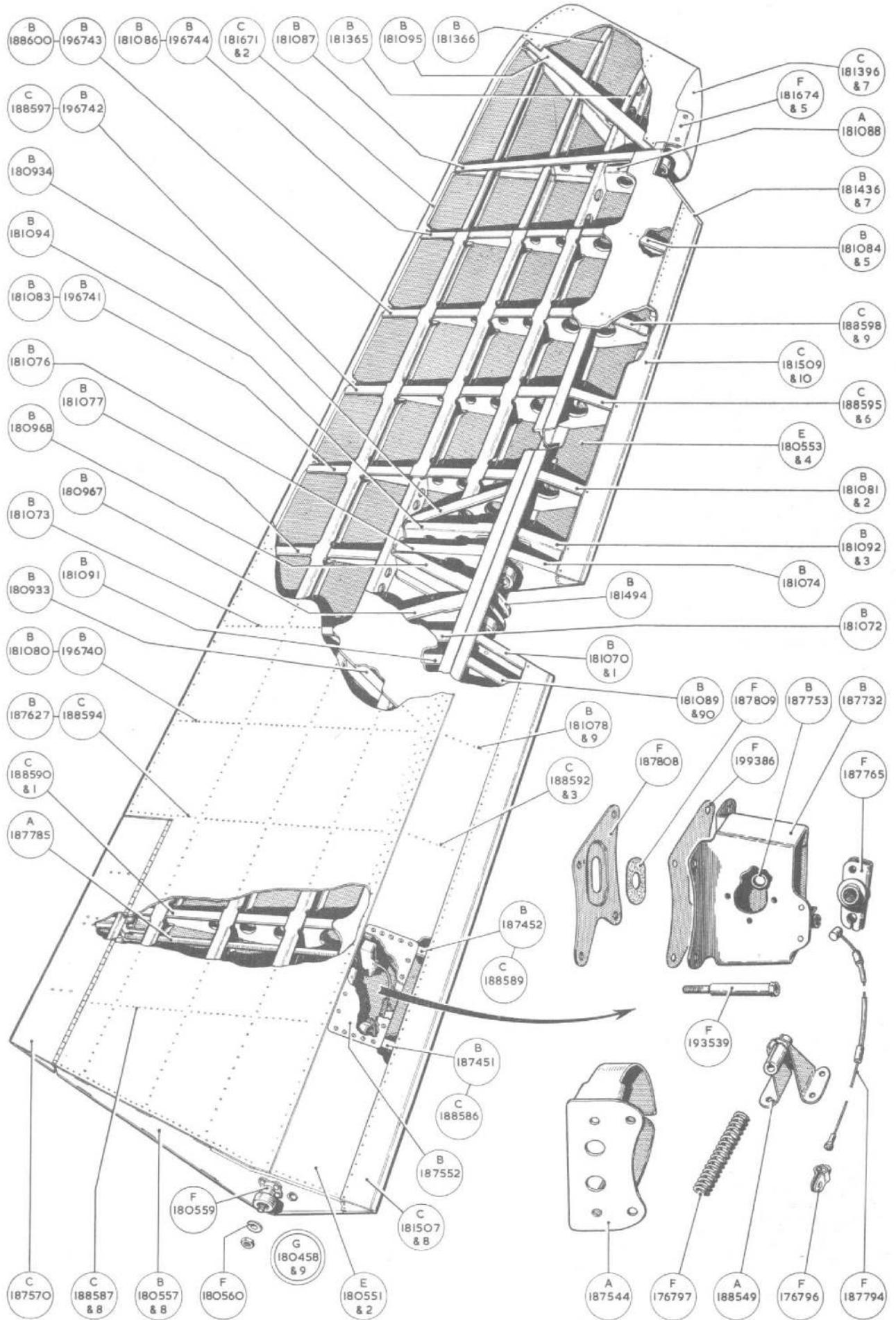
REF. NO.	PART NO.						DESCRIPTION.	NO OFF	MATL. SPEC.	MR. CL. of ST.	PLATE NO.
		1	2	3	4	5					
<u>SUMMARY OF STOCK ITEMS</u>											
28D/12528	A25.1B					Bolt, 4 B.A.					
28D/12530	A25.6B					Bolt, 4 B.A.					
28D/12625	A25.9B					Bolt, 4 B.A.					
28D/12512	A25.1C					Bolt, 2 B.A.					
28D/12513	A25.2C					Bolt, 2 B.A.					
28D/12531	A25.3C					Bolt, 2 B.A.					
28D/12532	A25.4C					Bolt, 2 B.A.					
28D/12533	A25.5C					Bolt, 2 B.A.					
28D/12566	A25.6C					Bolt, 2 B.A.					
28D/12514	A25.7C					Bolt, 2 B.A.					
28D/12629	A25.8C					Bolt, 2 B.A.					
28D/12534	A25.9C					Bolt, 2 B.A.					
28D/12515	A25.10C					Bolt, 2 B.A.					
28D/12535	A25.12C					Bolt, 2 B.A.					
28D/12536	A25.13C					Bolt, 2 B.A.					
28D/12537	A25.14C					Bolt, 2 B.A.					
28D/12517	A25.17C					Bolt, 2 B.A.					
28D/8306	AS.1242/1C					Bolt, 2 B.A.					
28D/8307	AS.1242/2C					Bolt, 2 B.A.					
28D/12519	A25.3E					Bolt, 1/4" B.S.F.					
28D/12542	A25.5E					Bolt, 1/4" B.S.F.					
28D/12547	A25.15E					Bolt, 1/4" B.S.F.					
28D/8324	AS.1242/3E					Bolt, 1/4" B.S.F.					
28D/9296	AS.1242/15E					Bolt, 1/4" B.S.F.					
28D/11790	AS.2504/9E					Bolt, 1/4" B.S.F.					
28D/11804	AS.2504/11E					Bolt, 1/4" B.S.F.					
28D/13321	A25.2G					Bolt, 5/16" B.S.F.					
28V/13603	AGS.838/8					Bush.					
28N/9796	SP.21					Nipple.					
28M/12929	A27.CP.					Nut, 2 B.A.					
28M/13121	A27.CS.					Nut, 2 B.A.					
28L/13124	A27.CT					Nut, 2 B.A.					
28L/12931	A27.ET.					Nut, 1/4" B.S.F.					
28L/13410	A27.NT.					Nut, 1/2" B.S.F.					
28M/14537	A58.GS.					Nut, 5/16" B.S.F.					
28M/13403	AGS.572.AP					Nut, 1/4" B.S.F.					
28M/7748	AGS.572.J					Nut, 9/16" B.S.F.					
28M/5850	AGS.2001.B1					Nut, 4 B.A.					
28M/5871	AGS.2002.B1					Nut, 4 B.A.					
28M/5851	AGS.2001/C1					Nut, 2 B.A.					
28M/5872	AGS.2002/C1					Nut, 2 B.A.					

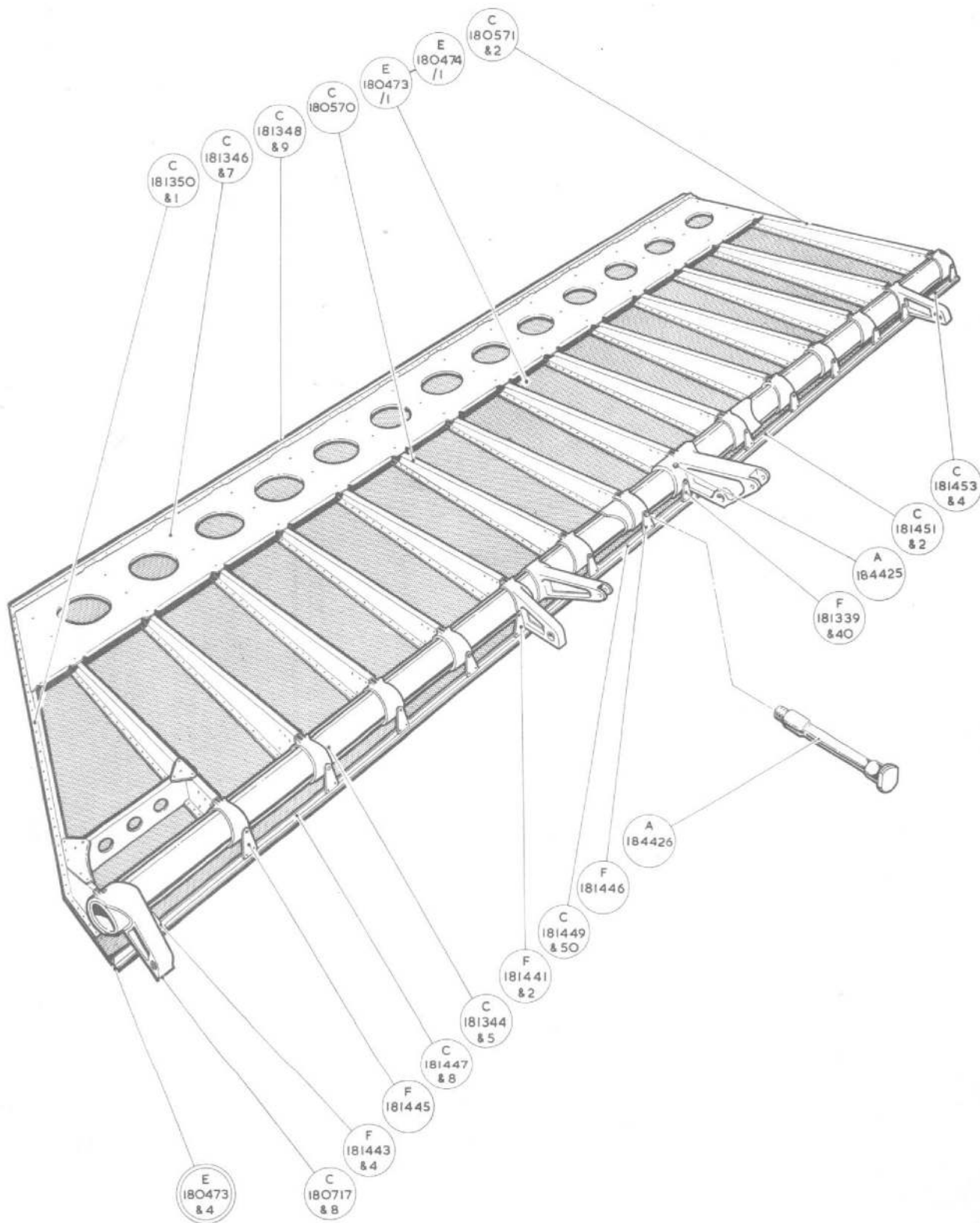
## MAIN PLANE - OUTER WINGS

Page K, 32

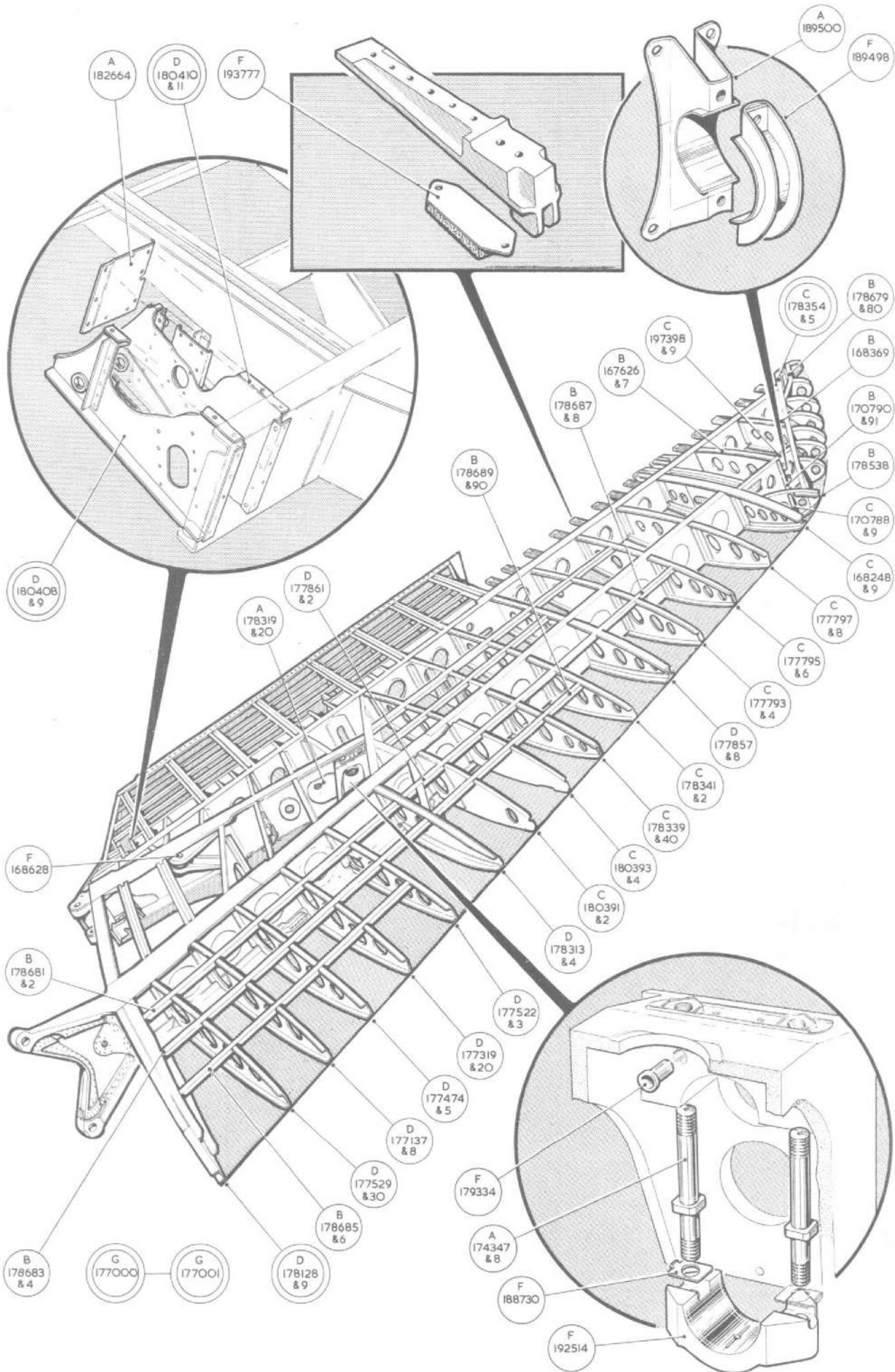
Issued on A.L. No. 1

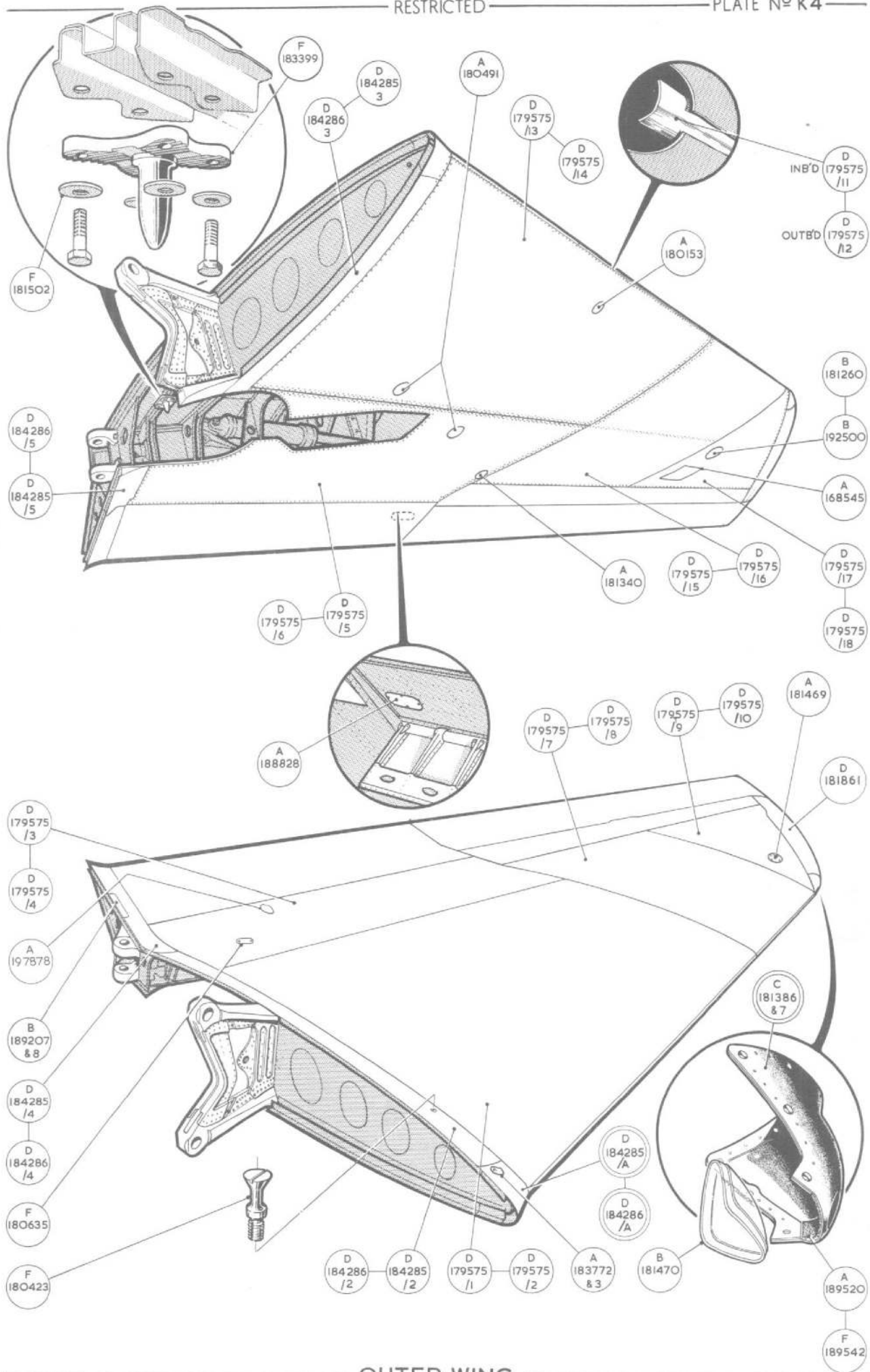
REF No	PART No	DESCRIPTION					NO OFF	MATL SPEC	MR CL of ST	PLATE No
		1	2	3	4	5				
29E/2860	SP9.C8	Pin, split 1/16" x 1.00" long.								
29E/2873	SP9.E10	Pin, split 3/32" x 1 1/4" long.								
28S/14545	A31.B10	Screw, 4 B.A.								
28S/13887	A32.B10	Screw, 4 B.A.								
28S/14627	A32.B36	Screw, 4 B.A.								
28S/2126	A45.C16	Screw, 2 B.A.								
28S/2862	A32.C16	Screw, 2 B.A.								
28F/14252	AGS.1186/3	Seal.								
28V/5104	AGS.838/1	Union, straight.								
28V/5105	AGS.838/2	Union, tee.								
28V/5107	AGS.838/3	Union, elbow.								
28V/5108	AGS.838/4	Union, nut.								
28W/12252	SP.13C	Washer, 2 B.A.								
28W/12306	SP.15B	Washer, 4 B.A.								
28W/12296	SP.15C	Washer, 2 B.A.								
28W/12496	SP.15E	Washer, 1/4" B.S.F.								
28W/12355	SP.16C	Washer, 2 B.A.								
28W/12297	SP.16E	Washer, 1/4" B.S.F.								
28W/12802	SP.16P	Washer, 9/16" B.S.F.								
28W/13893	SP.16Q	Washer, 5/8" B.S.F.								



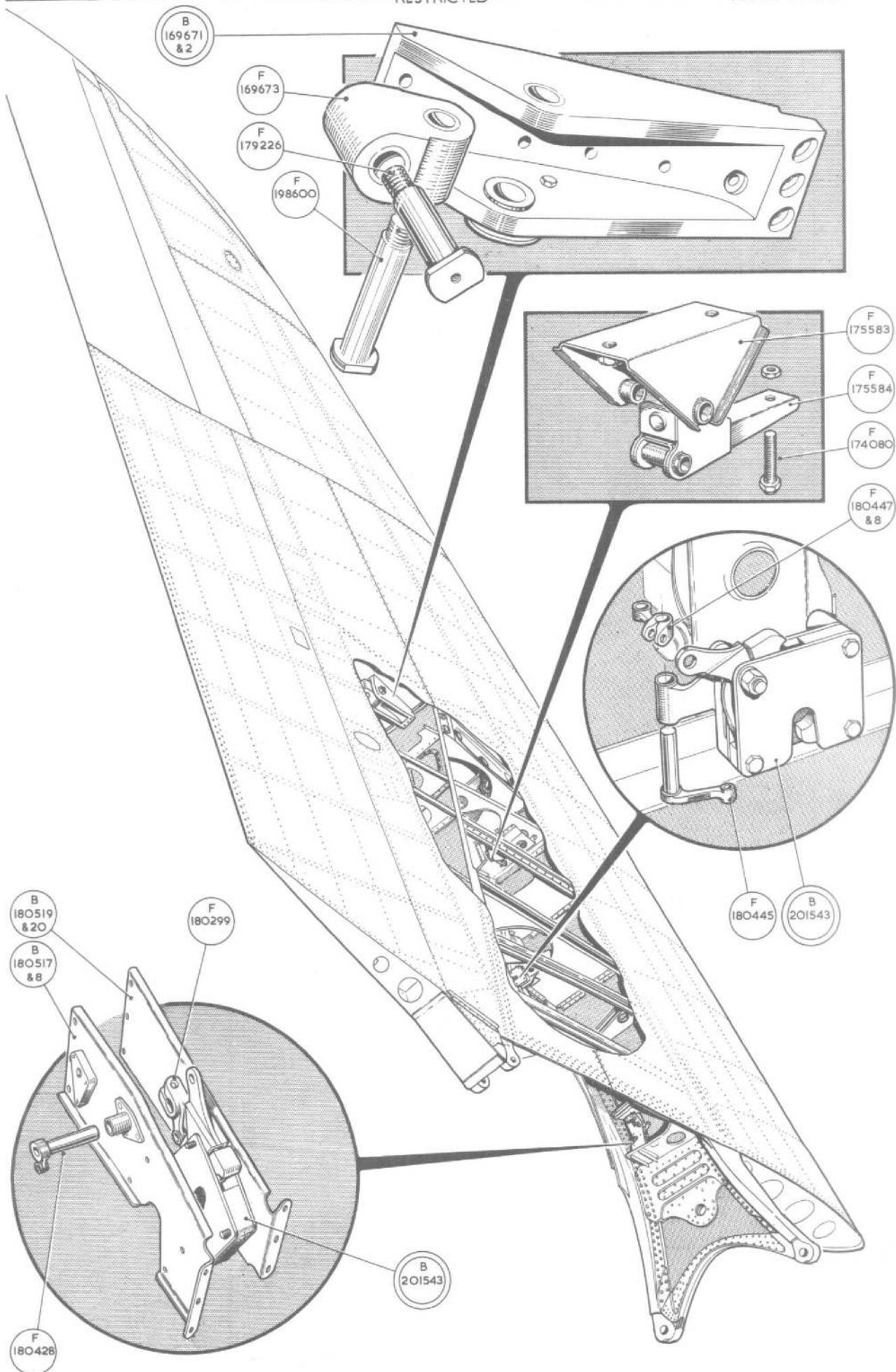


LANDING FLAP





OUTER WING





This file was downloaded  
from the RTFM Library.

Link: [www.scottbouch.com/rtfm](http://www.scottbouch.com/rtfm)

Please see site for usage terms,  
and more aircraft documents.