

TAIL UNIT - ELEVATOR

Issued on A.L. No.1

Page P.1

REF. No.	PART No.						DESCRIPTION	No OFF	MATL. SPEC.	MR. CL. of ST.	PLATE No.
		1	2	3	4	5					
180	E.184985						ELEVATOR, PORT, ASSEMBLY.	1	-	A	P.1
181	E.184986						ELEVATOR, STARBOARD, ASSEMBLY.	1	-	A	P.1
							(Complementary parts, e.g., inter component attachments are listed on page P.27 and will not be supplied with the assembly spare.				
464	F.187235						Adjuster, bearing, outer hinge.	2	S.96.B	C	P.1
	A.171725						Angle, sub-spar attachment, port.	1	Stamping		
	A.171726						Angle, sub-spar attachment, stbd.	1	Stamping		
	A.171724						Angle, main spar attachment.	2	Stamping		
465	A.185604						Block, bearing, outer hinge, group.	2	Stamping	B	P.1
27S/333	L.5.C.D.						Ball, bearing.	1	-	B	
3003	F.187236						Retainer, ball bearing.	1	S.96.B	MR/C	P.1
466	A.184995						Bracket, bearing outer hinge.	2	Stamping	C	P.1
	Std.1553/E30						Bolt, 1/4" B.S.F., attachment of spar attachment angles.	8	-		
467	F.186712						Bolt, outer hinge.	2	S.96.B	C	P.1
3004	B.190154						Edge, trailing, port.	1	-	MR/C	P.2
3005	B.190155						Edge, trailing, starboard.	1	-	MR/C	P.2
3006	B.190156						Edge, outboard.	2	-	MR/C	P.2
3007	C.185034						Nosing, port.	1	-	MR/C	P.1
3008	C.185035						Nosing, starboard.	1	-	MR/C	P.1
1327	Std.1547/24/12						Packing, radiused, outer hinge (Referenced 26AQ/620 for Admiralty).	4	DTD610	C	P.1
	B.184989						Packing, at sub spar, top.	2	DTD610		
	B.184990						Packing, at sub spar, bottom.	2	DTD610		
	F.185605						Packing, at outboard edge.	2	DTD610		
468	C.186410						Interconnection and split lever, port, group.	1	-	B	P.1
469	C.186411						Interconnection and split lever, starboard group.	1	-	B	P.1
470	A.186418						Bearing, inner hinge, group.	2	-	C	P.1
471	F.186421						Bolt.	2	S.1	C	P.1
3009	A.186419						Bush, split (supplied in pairs).	1	B.11	MR/C	P.1
472	F.186426						Block, locating.	2	S.98.B	C	P.1
473	A.186420						Bolt, greaser.	2	S.96.B	C	P.1
3010	B.186412						Fork-end, port, group.	1	-	MR/C	P.1
3011	B.186413						Fork-end, starboard group.	1	-	MR/C	P.1
474	F.186424						Bush.	4	B.S.369	C	P.1
3012	B.186414						Lever, split, port group.	1	-	MR/C	P.1
3013	B.186415						Lever, split, starboard group.	1	-	MR/C	P.1
474	F.186424						Bush.	4	BSS.369	C	P.1

TAIL UNIT - ELEVATOR

Page P.2

Issued on A.L. No. 1

REF. No.	PART No.						DESCRIPTION.	No OFF	MATL. SPEC.	MR. CL of ST.	PLATE No.
		1	2	3	4	5					
475	A.186422					Pin, bearing.	2	S.99.B	C	P.1	
476	F.186423					Sleeve.	4	S.98.B	C	P.1	
477	F.186425					Washer.	2	DTD610	C	P.1	
478	A.185603					Panel, access to outer hinge.	2	DTD610	C	P.1	
	B.185581					Plate, top reinforcing, inboard spar attachment angles, port.	1	S.3			
	B.185582					Plate, top reinforcing, inboard spar attachment angles, starboard.	1	S.3			
	B.185583					Plate, bottom reinforcing, inboard spar attachment angles, port.	1	S.3			
	B.185584					Plate, bottom reinforcing, inboard spar attachment angles, starboard.	1	S.3			
3014	B.191927					Rib, hinge spool, port.	1	S.3	MR/C	P.2	
3015	B.191928					Rib, hinge spool, starboard.	1	S.3	MR/C	P.2	
3016	A.185088					Rib, nose 'A', port.	1	DTD610	MR/C	P.2	
3017	A.185089					Rib, nose 'A', starboard.	1	DTD610	MR/C	P.2	
3018	A.185090					Rib, nose 'B', port.	1	DTD610	MR/C	P.2	
3019	A.185091					Rib, nose 'B', starboard.	1	DTD610	MR/C	P.2	
3020	A.185092					Rib, nose 'C', port.	1	DTD610	MR/C	P.2	
3021	A.185093					Rib, nose, 'C', starboard.	1	DTD610	MR/C	P.2	
3022	A.185094					Rib, nose 'D', port.	1	DTD610	MR/C	P.2	
3023	A.185095					Rib, nose 'D', starboard.	1	DTD610	MR/C	P.2	
3024	A.185096					Rib, nose 'E', port.	1	DTD610	MR/C	P.2	
3025	A.185097					Rib, nose 'E', starboard.	1	DTD610	MR/C	P.2	
3026	A.185098					Rib, nose 'F', port.	1	DTD610	MR/C	P.2	
3027	A.185099					Rib, nose 'F', starboard.	1	DTD610	MR/C	P.2	
3028	A.185100					Rib, nose 'G', port.	1	DTD610	MR/C	P.2	
3029	A.185101					Rib, nose 'G', starboard.	1	DTD610	MR/C	P.2	
3030	A.185102					Rib, nose 'H', port.	1	DTD610	MR/C	P.2	
3031	A.185103					Rib, nose 'H', starboard.	1	DTD610	MR/C	P.2	
3032	F.185208					Rib, nose 'J.I'.	2	DTD610	MR/C	P.2	
3033	F.185209					Rib, nose 'K'	2	DTD610	MR/C	P.2	
3034	F.173708					Rib, nose 'L'.	2	DTD610	MR/C	P.2	
3035	F.185210					Rib, nose 'M'.	2	DTD610	MR/C	P.2	
3036	A.185421					Rib, interspar, 'A1', port.	1	DTD610	MR/C	P.2	
3037	A.185422					Rib, interspar, 'A1', starboard.	1	DTD610	MR/C	P.2	
3038	B.185423					Rib, interspar, 'A', port.	1	DTD610	MR/C	P.2	
3039	B.185424					Rib, interspar, 'A', starboard.	1	DTD610	MR/C	P.2	
3040	B.185425					Rib, interspar, 'B', port.	1	DTD610	MR/C	P.2	
3041	B.185426					Rib, interspar, 'B', starboard.	1	DTD610	MR/C	P.2	
3042	B.185427					Rib, interspar, 'C', port.	1	DTD610	MR/C	P.2	

TAIL UNIT - ELEVATOR

Issued on A.L. No. 1

REF. NO.	PART NO.						DESCRIPTION.	NO OFF	MATL. SPEC	MR. CL of ST.	PLATE NO.
		1	2	3	4	5					
3043	B.185428					Rib, interspar, 'C', starboard.	1	DTD610	MR/C	P.2	
3044	B.185429					Rib, interspar, 'D', port.	1	DTD610	MR/C	P.2	
3045	B.185430					Rib, interspar, 'D', starboard.	1	DTD610	MR/C	P.2	
3046	B.185431					Rib, interspar, 'E', port.	1	DTD610	MR/C	P.2	
3047	B.185432					Rib, interspar, 'E', starboard.	1	DTD610	MR/C	P.2	
3048	B.185433					Rib, interspar, 'F', port.	1	DTD610	MR/C	P.2	
3049	B.185434					Rib, interspar, 'F', starboard.	1	DTD610	MR/C	P.2	
3050	B.185435					Rib, interspar, 'G', port.	1	DTD610	MR/C	P.2	
3051	B.185436					Rib, interspar, 'G', starboard.	1	DTD610	MR/C	P.2	
3052	A.185437					Rib, interspar, 'H', port.	1	DTD610	MR/C	P.2	
3053	A.185438					Rib, interspar, 'H', starboard.	1	DTD610	MR/C	P.2	
3054	A.185439					Rib, interspar, 'J', port.	1	DTD610	MR/C	P.2	
3055	A.185440					Rib, interspar, 'J', starboard.	1	DTD610	MR/C	P.2	
3056	A.185441					Rib, interspar, 'K', port.	1	DTD610	MR/C	P.2	
3057	A.185442					Rib, interspar, 'K', starboard.	1	DTD610	MR/C	P.2	
3058	A.185443					Rib, interspar, 'L', port.	1	DTD610	MR/C	P.2	
3059	A.185444					Rib, interspar, 'L', starboard.	1	DTD610	MR/C	P.2	
3060	A.185445					Rib, interspar, 'M', port.	1	DTD610	MR/C	P.2	
3061	A.185446					Rib, interspar, 'M', starboard.	1	DTD610	MR/C	P.2	
3062	C.191889					Rib, inboard end, aft portion, port.	1	DTD610	MR/C	P.2	
3063	C.191890					Rib, inboard end, aft portion, starboard.	1	DTD610	MR/C	P.2	
3064	B.191873					Rib, tail, 'A1', port.	1	DTD610	MR/C	P.2	
3065	B.191874					Rib, tail, 'A1', starboard.	1	DTD610	MR/C	P.2	
3066	C.192023					Rib, tail, 'A', port.	1	DTD610	MR/C	P.2	
3067	C.192024					Rib, tail, 'A', starboard.	1	DTD610	MR/C	P.2	
3068	C.185110					Rib, tail, 'B', port.	1	DTD610	MR/C	P.2	
3069	C.185111					Rib, tail, 'B', starboard.	1	DTD610	MR/C	P.2	
3070	C.185112					Rib, tail, 'C', port.	1	DTD610	MR/C	P.2	
3071	C.185113					Rib, tail, 'C', starboard.	1	DTD610	MR/C	P.2	
3072	C.185114					Rib, tail, 'D', port.	1	DTD610	MR/C	P.2	
3073	C.185115					Rib, tail, 'D', starboard.	1	DTD610	MR/C	P.2	
3074	C.185116					Rib, tail, 'E', port.	1	DTD610	MR/C	P.2	
3075	C.185117					Rib, tail, 'E', starboard.	1	DTD610	MR/C	P.2	
3076	C.185118					Rib, tail, 'F', port.	1	DTD610	MR/C	P.2	
3077	C.185119					Rib, tail, 'F', starboard.	1	DTD610	MR/C	P.2	
3078	C.185120					Rib, tail, 'G', port.	1	DTD610	MR/C	P.2	
3079	C.185121					Rib, tail, 'G', starboard.	1	DTD610	MR/C	P.2	
3080	C.185122					Rib, tail, 'H', port.	1	DTD610	MR/C	P.2	
3081	C.185123					Rib, tail, 'H', starboard.	1	DTD610	MR/C	P.2	
3082	C.185124					Rib, tail, 'J', port.	1	DTD610	MR/C	P.2	
3083	C.185125					Rib, tail, 'J', starboard.	1	DTD610	MR/C	P.2	
3084	C.185126					Rib, tail, 'K', port.	1	DTD610	MR/C	P.2	
3085	C.185127					Rib, tail, 'K', starboard.	1	DTD610	MR/C	P.2	
3086	C.185128					Rib, tail, 'L', port.	1	DTD610	MR/C	P.2	
3087	C.185129					Rib, tail, 'L', starboard.	1	DTD610	MR/C	P.2	

TAIL UNIT - ELEVATOR

REF. No.	PART No.						DESCRIPTION.	No OFF	MATL. SPEC.	MR CL of ST.	PLATE No.
		1	2	3	4	5					
3088	C.185130						Rib, tail, 'M', port.	1	DTD610	MR/C	P. 2
3089	C.185131						Rib, tail, 'M', starboard.	1	DTD610	MR/C	P. 2
3090	E.184985/1						Skin, main top, port.	1	DTD610	MR/B	P. 1
3091	E.184985/2						Skin, main bottom, port.	1	DTD610	MR/B	P. 1
3092	E.184986/1						Skin, main top, starboard.	1	DTD610	MR/B	P. 1
3093	E.184986/2						Skin, main bottom, starboard.	1	DTD610	MR/B	P. 1
3094	D.185502						Skin, forward top, port.	1	DTD610	MR/B	P. 1
3095	D.185503						Skin, forward top, starboard.	1	DTD610	MR/B	P. 1
3096	D.185504						Skin, forward bottom, port.	1	DTD610	MR/B	P. 1
3097	D.185505						Skin, forward bottom, starboard.	1	DTD610	MR/B	P. 1
3098	B.171880						Skin, nose, washout position.	2	DTD610	MR/B	P. 1
	B.171747						Spar, sub, port.	1	DTD610		
	B.171748						Spar, sub, starboard.	1	DTD610		
	D.184987						Spar, rear, port.	1	DTD610		
	D.184988						Spar, rear, starboard.	1	DTD610		
	D.171571						Spar, main, forward.	2	DTD610		
2144	Std.1231/3						Tab, locking, outer hinge.	4	-	C	P. 1

REF. NO.	PART NO.						DESCRIPTION.	NO OFF	MATL. SPEC.	MR. CL of ST.	PLATE NO.
		1	2	3	4	5					
<u>SUMMARY OF STOCK ITEMS</u>											
28D/12532	A.25-4C					Bolt, 2 B.A.					
28D/12518	A.25-2E					Bolt, 1/4" B.S.F.					
28M/12929	A.27-CP					Nut, 2 B.A.					
28M/12928	A.27-EP					Nut, 1/4" B.S.F.					
28W/12296	SP.15C					Washer, 2 B.A.					
28W/12496	SP.15E					Washer, 1/4" B.S.F.					

TAIL UNIT - FIN

Issued on A.L. No. 1

REF. No.	PART No.					DESCRIPTION.	No OFF	MATL. SPEC.	MR. CL of ST.	PLATE No.
		1	2	3	4 5					
67	D. 183036	<u>FIN ASSEMBLY.</u>				(Complementary parts e.g., inter component attachments are listed on page P.27 and will not be supplied with the assembly spare).	1	-	A	P.3
	C. 193160	Aerial, IFF Mk.3, assembly,				-	-			
4142	A. 197535	Aerial, stub.				1	-	C		
4048	A. 193159	Blade, aerial.				1	L. 59	MR/C		
28D/12528	A. 25.1.B	Bolt, 4 B.A.				2	-	C		
28D/12511	A. 25.2.B	Bolt, 6 B.A.				3	-	C		
3894	A. 193158	Bracket.				1	Bakelite	C		
10AB/153	-	Bracket.				1	-	B		
3971	Std. 840/19	Clip, cable, 7/16" wide x 22 s.w.g. x 1.9" long (Make from 30B/1433).				2	DTD610	MR/C		4
3750	Std. 842/10	Clip, cable, 7/16" wide x 22 s.w.g. x 1" long (Make from 30A/549).				2	S. 3	MR/C		4
10HA/12451	-	Connector.				1	-	B		
28M/10287	AGS. 2001/B1	Nut.				1	-	C		
28M/10286	AGS. 2001/A1	Nut.				3	-	C		
28M/10327	AGS. 2002/B1	Nut.				2	-	C		
28S/2773	A31.B. 20	Screw.				1	-	C		
28S/3510	A44.B. 8	Screw.				2	-	C		
28W/12306	SP. 15.B	Washer.				4	-	C		
28W/12441	SP. 15.A	Washer.				3	-	C		
28W/3097	AGS. 162.B	Washer.				2	-	C		
2945	F. 202220	Angle, for spring anchorage.				1	L. 72			
2930	F. 193205	Angle.				2	DTD610	MR/C		P.3
2931	A. 185164	Angle, skin support, at lower diaphragm, port.				1	DTD610	MR/C		P.4
2932	A. 185165	Angle, skin support, at lower diaphragm, starboard.				1	DTD610	MR/C		P.4
2933	F. 183048	Angle, shroud attachment to rib G.				1	DTD610	MR/C		P.3
2934	F. 183050	Angle, shroud attachment to rib H.				1	DTD610	MR/C		P.3
2935	B. 186835	Angle, support, at detachable tip, port.				1	DTD610	MR/C		P.4
27S/323	B. 186836	Angle, support, at detachable tip, starboard.				1	DTD610	MR/C		P.4
27S/143	B.A.M. 1/2	Bearing, lower hinge.				1	-	B		
1602	BAA. 5/16"B	Bearing, upper hinge.				1	-	B		
1603	F. 192389	Bolt, lower hinge bearing.				1	S. 94.B	C		P.3
	Std. 1700/1C	Bolt, attachment of rear end detachable portion.				16	S. 95.B	C		5

TAIL UNIT - FIN

Page P,8

Issued on A.L. No,1

REF. NO.	PART NO.						DESCRIPTION	NO OFF	MATERIAL SPEC	MR CL OF ST	PLATE NO
		1	2	3	4	5					
2946	F.193206 A.184161						1	DTD610	MR/C	P.3	
						Bracket, mounting. Bracket, rudder control, upper assembly.	-	-			
2936	B.184158					Bracket, starboard.	1	DTD610	MR/C	P.4	
2937	B.184159					Bracket, port.	1	DTD610	MR/C	P.4	
2938	F.184160					Stiffener.	1	DTD610	MR/C	P.4	
2939	A.183547					Bracket, rudder control, lower, port.	1	S.3	MR/C	P.4	
2940	A.183548					Bracket, rudder control, lower, starboard.	1	S.3	MR/C	P.4	
3741	Std.840/20					Clip, duct attachment, 7/16" wide x 22 s.w.g. x 2" long.	1	DTD610	C	4	
3738	Std.840/29					Clip, for duct, upper, 7/16" wide x 22 s.w.g. x 2.9" long (Make from 30B/1433).	1	DTD610	MR/C	4	
3742	Std.840/37					Clip, for duct, lower, 7/16" wide x 22 s.w.g. x 3.7" long (Make from 30B/1433).	1	DTD610	MR/C	4	
-	C.171698					Controls, flying (See Section 'D').	-	-	-		
	A.185944					Duct, electrical cable.	1	L.54			
	F.193403					Duct, for aerial connection, upper.	1	L.54			
	A.193404					Duct, for aerial connection, lower.	1	L.54			
2941	A.185201					Diaphragm, at tail rib 'D'.	1	DTD610	MR/C	P.4	
2942	A.188102					Diaphragm, at detachable portion.	1	DTD610	MR/C	P.4	
2943	B.186111					Diaphragm, at rear access panel.	1	DTD610	MR/C	P.4	
	A.184946					Diaphragm, lower.	1	DTD610			
-	D.195638					Electrical Installation (For details see Section E).	-	-	-		
2944	A.186895					End, tip.	1	L.53	MR/C	P.4	
	B.183103					Extension, rear spar.	1	DTD610			
193	C.186356					Fin, detachable portion.	1	DTD610	B	P.3	
	C.172170					Former, front.	1	DTD610			
	F.183345					Hinge, top, assembly.	-	-			
2948	B.183142					Bracket, upper.	1	DTD610	MR/C	P.4	
2949	B.183143					Bracket, lower.	1	DTD610	MR/C	P.4	
2950	A.177845					Hinge.	1	-	MR/C	P.3	
	F.183358					Hinge, bottom, assembly.	-	-			
2951	F.182991					Angle, bottom.	1	DTD610	MR/C	P.3	
2952	A.172196					Fitting, hinge.	1	-	MR/C	P.3	
2953	F.182992					Stop.	1	LFS. 21	MR/C	P.3	
2954	B.182990					Rib, tail D.1.	1	DTD610	MR/C	P.4	
2955	B.183260					Rib.	1	DTD610	MR/C	P.4	
3815	Std.1547/20/ 14					Washer, profile.	2	DTD610	MR/C	4	

RESTRICTED
TAIL UNIT - FIN

Issued on A.L. No.1

Page P9

REF. NO.	PART NO.						DESCRIPTION.	NO OFF	MATL. SPEC.	MR. CL of ST.	PLATE NO.
		1	2	3	4	5					
	B.184334					PANEL, ACCESS, ASSEMBLY.	-	-			
2956	B.184094					Landing, port.	1	DTD.610	MR/C	P.3	
2957	B.184095					Landing, starboard.	1	DTD.610	MR/C	P.3	
191	B.183993					Panel, access to rudder controls, port.	1	DTD.610	C	P.3	
192	B.183994					Panel, access to rudder controls, starboard.	1	DTD.610	C	P.3	
	C.186441					Panel, rear access, assembly.	-	-			
1603	Std.1700/1C					Bolt, (Referenced 26AQ/3161 for Admiralty).	15	S.95.B	C	5	
2958	C.186293					Landing.	1	DTD.610	MR/C	P.3	
190	B.186322					Panel, access.	1	DTD.610	C	P.3	
2959	A.183897					Plate, cover, rib 'A'.	1	DTD.610	MR/C	P.4	
2947	F.193204					Plate, stud.	1	S.3	MR/C		
2960	D.184098					Rib, interspar, 'A' group.	1	-	MR/B	P.4	
	F.183929					Angle, forward and intermediate.	1	DTD.364			
	F.183930					Angle, rear.	2	DTD.364			
	D.184098/2					Boom, port.	1	DTD.364			
	D.184098/3					Boom, starboard.	1	DTD.364			
	B.172194					Fitting, attachment, rear, port.	1	Stamping			
	B.172195					Fitting, attachment, rear, starboard.	1	Stamping			
	B.172193					Fitting, attachment, forward.	2	Stamping			
	A.172211					Fitting, tie, aft.	1	DTD.364			
	A.172208					Fitting, tie, forward.	2	DTD.364			
2961	B.183362					Rib, interspar, 'B'.	1	DTD.610	MR/C	P.4	
2962	B.183363					Rib, interspar, 'C'.	1	DTD.610	MR/C	P.4	
2963	B.183364					Rib, interspar, 'D'.	1	DTD.610	MR/C	P.4	
2964	B.183365					Rib, interspar, 'D1'.	1	DTD.610	MR/C	P.4	
2965	B.183366					Rib, interspar, 'E'.	1	DTD.610	MR/C	P.4	
2966	B.184543					Rib, interspar, 'E1'.	1	-	MR/C	P.4	
2967	B.183368					Rib, interspar, 'F'.	1	DTD.610	MR/C	P.4	
2968	B.183369					Rib, interspar, 'G'.	1	DTD.610	MR/C	P.4	
2969	B.183370					Rib, interspar, 'H'.	1	DTD.610	MR/C	P.4	
2970	B.183035					Rib, top, interspar.	1	DTD.610	MR/C	P.4	
2971	B.183579					Rib, nose, 'B'.	1	DTD.610	MR/C	P.4	
2972	B.183580					Rib, nose, 'C'.	1	DTD.610	MR/C	P.4	
1973	B.183581					Rib, nose, 'D'.	1	DTD.610	MR/C	P.4	
2974	B.183582					Rib, nose, 'E'.	1	DTD.610	MR/C	P.4	
2975	B.183583					Rib, nose, 'F'.	1	DTD.610	MR/C	P.4	
2976	B.183584					Rib, nose, 'G'.	1	DTD.610	MR/C	P.4	
2977	B.183148					Rib, nose, 'H'.	1	-	MR/C	P.4	
2978	C.183034					Rib, top, at detachable tip.	1	DTD.610	MR/C	P.4	
2979	C.185845					Rib, bottom.	1	DTD.610	MR/C	P.4	

RESTRICTED

TAIL UNIT - FIN

Page P. 10

Issued on A.L. No. 1

REF. No.	PART No.						DESCRIPTION	NO OFF	MATL SPEC.	MR. CL. of ST.	PLATE No.
		1	2	3	4	5					
2980	B. 182978					Rib, tail, 'D'.	1	DTD610	MR/C	P.4	
2981	B. 183283					Rib, tail, 'E1'.	1	DTD610	MR/C	P.4	
2982	B. 182995					Rib, tail, 'F'.	1	DTD610	MR/C	P.4	
2983	B. 182998					Rib, tail, 'G'.	1	DTD610	MR/C	P.4	
2984	B. 182999					Rib, tail, 'H'.	1	DTD610	MR/C	P.4	
2985	A. 183037					Rib, tail, 'J'.	1	DTD610	MR/C	P.4	
2986	B. 185416					Rib, lower, between rear spar and diaphragm.	1	DTD610	MR/C	P.4	
3779	Std. 1356/15					Shim, lower hinge bearing (Referenced 26AQ/864 for Admiralty).	2	Laminated Aluminium	MR/C		
3778	Std. 1356/13					Shim, upper hinge bearing (Referenced 26AQ/1690 for Admiralty).	2	Laminated	MR/C		
2987	B. 183216					Shroud, below, rib D.	1	DTD610	MR/C	P.4	
2988	B. 183040					Shroud, between tail ribs D and D1.	1	DTD610	MR/C	P.4	
2989	B. 183042					Shroud, between tail ribs F and G.	1	DTD610	MR/C	P.4	
2990	B. 183043					Shroud, between tail ribs G and H.	1	DTD610	MR/C	P.4	
2991	B. 183044					Shroud, between tail ribs H and top rib.	1	DTD610	MR/C	P.4	
2992	B. 183045					Shroud, between top rib and tail rib J.	1	DTD610	MR/C	P.4	
2993	B. 183229					Shroud, top.	1	DTD610	MR/C	P.4	
	D. 183316					Spar, front.	1	DTD610			
	D. 183317					Spar, rear.	1	DTD610			
2994	F. 183820					Stiffener, between tail ribs D and D, 1.	1	DTD610	MR/C	P.4	
2995	A. 183822					Stiffener, port.	1	DTD364	MR/C	P.4	
2996	A. 183823					Stiffener, starboard.	1	DTD364	MR/C	P.4	
2997	F. 183835					Stiffener.	2	DTD364	MR/C	P.4	
2998	F. 183821					Stiffener, skin, top portion.	1	DTD364	MR/C	P.4	
2999	D. 183036/2					Skin, main, port.	1	DTD610	MR/B	P.3	
3000	D. 183036/3					Skin, main, starboard.	1	DTD610	MR/B	P.3	
1865	D. 183036/1					Skin, nose.	1	DTD610	B	P.3	
3001	D. 183036/4					Skin, top, port.	1	DTD610	MR/B	P.3	
3002	D. 183036/5					Skin, top, starboard.	1	DTD610	MR/B	P.3	
1604	D. 188854 *					Tip, detachable (Pre Mod. 158).	1	Lam. Paper	B	P.3	
4892	D. 204063					Tip, detachable (Mod. 158).	1	Lam. Paper	B		
	B. 186592					Tube, slinging.	1	-			
	Std. 915/N10					Washer, lower hinge bearing.	2	DTD610			
3769	Std. 915/G12					Washer, upper hinge bearing.	2	DTD610	MR/C	4	

RESTRICTED

HAL 2733/2

REF. NO	PART NO	DESCRIPTION					NO OFF	MATL. SPEC.	MR. CL of ST.	PLATE NO
		1	2	3	4	5				
<u>SUMMARY OF STOCK ITEMS</u>										
28D/12528	A25.1.B	Bolt, 4 B.A.								
28D/12513	A25.2.C	Bolt, 2 B.A.								
28D/8306	AS.1242/1C	Bolt, 2 B.A.								
28D/13132	AS.3297/1C	Bolt, 2 B.A.								
28D/11453	AS.2504/12G	Bolt, 5/16" B.S.F.								
28M/10327	AGS.2002/B1	Nut, B.A.								
28M/12929	A27.CP	Nut, 2 B.A.								
28M/7727	AGS.572/E	Nut, 1/4" B.S.F.								
28M/13122	A27.G.S.	Nut, 5/16" B.S.F.								
28P/12462	SP.9.C8	Pin, split.								
28S/2862	A32.C.16	Screw, 2 B.A.								
28W/12306	SP.15B	Washer, 4 B.A.								
28W/12296	SP.15C	Washer, 2 B.A.								
28W/12324	SP.15G	Washer, 5/16" B.S.F.								
28W/12321	SP.15J	Washer, 3/8" B.S.F.								
28W/12355	SP.16C	Washer, 2 B.A.								

RESTRICTED

TAIL UNIT - RUDDER

Issued on A.L. No.1

Page P.1

REF. No.	PART No.	DESCRIPTION.					No OFF	MATL. SPEC.	MR. CL of ST	PLATE No.
		1	2	3	4	5				
182	D.183796	RUDDER GROUP (Less Rotax actuator). (known as D.183796/A). (Complementary parts e.g. intercomponent attachments, are listed on page P.27 and will not be supplied with the assembly spare).					1	-	A	P.6
	C.184113 A.184138	Actuator, trim tab, group. Actuator, group. Consisting of:-					1	-		
5W/310	Rotax	Actuator.					1	-	A	
	C.5021/2									
	A.184138/2	Sleeve, marker.					4	-		
	A.184138/1	Sleeve, marker.					2	-		
5X/2266	-	Tag.					4	-	C	
5X/2269	-	Thimble.					4	-	C	
	F.184119	Bracket.					1	-		
194	A.194120	Cable, indicator, group. Consisting of:-					1	-	B	P.6
	Std.1522	Adjuster (Referenced 26FH/3691 for Admiralty).					1	-		
29H/	Bowden P7/51	Cable.					1	-	C	
29H/1878	Bowden B.52	Casing.					1	-	C	
29H/1893	Bowden FN.980	Ferrule.					1	-	C	
29H/1176	Bowden FN.935	Nipple.					1	-	C	
	F.189497	Nipple.					1	B.11		
3980	A.196923	Cover, group.					1	-	C	
	F.176056	Bush (Referenced 26AQ/2851 for Admiralty).					2	S.96.B		
3981	F.196922	Eccentric.					1	BSS.369	C	
197	F.176058	Lever, (Referenced 26AQ/2853 for Admiralty).					1	-	C	P.6
198	A.184114	Mounting.					1	Stamping	C	P.6
199	F.183854	Screws (Referenced 26AQ/3279 for Admiralty).					4	S.95.B	C	P.6
1594	B.186553	Shaft, operating.					1	-		
200	F.184922	Washer, sealing.					1	Rubber	C	P.6
3982	F.197032	Washer, sealing.					1	DTD.610	C	
1596	-	Bearing, top, group (D.183796). Consisting of:-					1	-	C	P.6
	A.177979	Block, bearing.					1	Stamping		
	A.177978	Cap, bearing.					1	Stamping		

RESTRICTED

TAIL UNIT - RUDDER

Page P.14.

Issued on A.L. No.1

REF. NO.	PART NO.						DESCRIPTION.	NO OFF	MATL. SPEC	MR. CL of ST.	PLATE NO.
		1	2	3	4	5					
1597	-					Bearing, bottom, group (D.183796). Consisting of:-	1	-	C	P.6	
	A.177977					Block, bearing.	1	Stamping			
	A.177976					Cap, bearing.	1	Stamping			
	F.183594					Block, spacer.	1	-			
1598	Std.1553/C/ 30					Bolt, attachment of lever.	4	S.99.B	C	4	
1599	F.186349					Bolt, attachment of top bearing cap.	2	S.1	C	P.6	
1600	F.186350					Bolt, attachment of lower bearing cap.	2	S.1	C	P.6	
1601	Std.1639/3CX					Bolt, attachment of bearing blocks to spar.	8	S.95.B	C	5	
	B.188809					Channel, sub spar.	1	DTD.610			
2863	A.184335					Diaphragm, at rib No.4, between main and sub spars.	1	DTD.610	MR/C	P.5	
2864	F.183758					Diaphragm, at rib No.3 between main and sub spars.	1	DTD.610	MR/C	P.5	
2865	A.183759					Diaphragm, upper, aft of lever, between main and sub spars.	1	DTD 610	MR/C	P.5	
2866	A.183760					Diaphragm, lower, aft of lever, between main and sub spars.	1	DTD.610	MR/C	P.5	
	A.185826					Duct, cable.	1	L.54			
	A.177975					Lever, operating.	1	Stamping			
	B.183591					Member, top edge.	1	L.53			
201	B.184440					Panel, access for trim tab actuator.	1	-	C	P.6	
4139	F.198739					Pin, for attachment of trim tab to actuator.	1	St.Steel	C		
2867	F.148758					Plate, locating, on lower hinge bearing cap.	2	DTD.610	MR/C	P.6	
2868	F.165348					Plate, locating on lower hinge bearing block.	2	L.40	MR/C	P.6	
	C.183881					Nosing, assembly.	1	-			
2878	A.184196					Bracket, mounting lower, for lower channel.	1	S.3	MR/C	P.6	
2877	A.184195					Bracket, mounting upper, for lower channel.	1	S.3	MR/C	P.6	
2876	A.184194					Bracket, mounting lower, for channel between ribs No.4 and 5.	1	S.3	MR/C	P.6	
2875	A.184193					Bracket, mounting upper, for channel between ribs No.4 and 5.	1	S.3	MR/C	P.6	
2874	A.184192					Bracket, mounting lower, for channel between ribs No.5 and 6.	1	S.3	MR/C	P.6	

RESTRICTED

HAL 27732

TAIL UNIT - RUDDER

Issued on A.L. No. 1

Page P. 15

REF. No.	PART No.						DESCRIPTION	No OFF	MATL. SPEC	MR. CL of ST	PLATE No.
		1	2	3	4	5					
2873	A. 184191					Bracket, mounting upper, for channel between ribs No. 5 and 6.	1	S. 3	MR/C	P. 6	
2869	F. 184187					Bracket, mounting lower, for channel between ribs No. 8 and 9.	1	S. 3	MR/C	P. 6	
2879	B. 184423					Channel, mounting for balance weight, between ribs No. 1 and 2.	1	DTD610	MR/C	P. 6	
2880	B. 184422					Channel, mounting for balance weight, between ribs No. 4 and 5.	1	DTD610	MR/C	P. 6	
2881	B. 184421					Channel, mounting for balance weight between ribs No. 5 and 6.	1	DTD610	MR/C	P. 6	
2883	B. 184419					Channel, mounting for balance weight between ribs No. 8 and 9.	1	DTD610	MR/C	P. 6	
2884	D. 184080/2					Skin, top.	1	DTD610	MR/B	P. 6	
2885	D. 184080/1					Skin, bottom.	1	DTD610	MR/B	P. 6	
4283	F. 183706					Stop.	1	DTD364	MR/C	P. 6	
4292	F. 186644					Packing, between actuator and spar.	3	DTD610	MR/C	P. 6	
2887	C. 183466					Rib, No. 1.	1	DTD610	MR/C	P. 5	
2888	C. 183467					Rib, No. 2.	1	DTD610	MR/C	P. 5	
2889	B. 183468					Rib, No. 3 (Angle F. 188811 wired on).	1	DTD610	MR/C	P. 5	
2890	B. 183469					Rib, No. 4 (Angle F. 188811 wired on).	1	DTD610	MR/C	P. 5	
2891	C. 183470					Rib, No. 5.	1	DTD610	MR/C	P. 5	
2892	C. 183471					Rib, No. 6.	1	DTD610	MR/C	P. 5	
2893	B. 183472					Rib, No. 7.	1	DTD610	MR/C	P. 5	
2894	C. 183473					Rib, No. 8 (Angle F. 183480 wired on).	1	DTD610	MR/C	P. 5	
2895	B. 183474					Rib, No. 9.	1	DTD610	MR/C	P. 5	
2896	B. 183475					Rib, No. 10.	1	DTD610	MR/C	P. 5	
2897	F. 183691					Rib, nose, bottom.	1	DTD610	MR/C	P. 5	
2898	F. 183692					Rib, nose, below lower hinge.	1	DTD610	MR/C	P. 5	
2899	F. 183693					Rib, nose, between lower hinge.	1	DTD610	MR/C	P. 5	
2900	F. 183694					Rib, nose, above lever.	1	S. 3	MR/C	P. 5	
2901	A. 183695					Rib, nose, at rib No. 4.	1	S3 and DTD610	MR/C	P. 5	
2902	F. 183696					Rib, nose, between ribs No. 4 and 5.	1	DTD610	MR/C	P. 5	
2903	F. 183697					Rib, nose, at rib No. 5.	1	DTD610	MR/C	P. 5	
2904	F. 183698					Rib, nose, lower, at rib No. 6.	1	DTD610	MR/C	P. 5	
2905	F. 183699					Rib, nose, upper, at rib No. 6.	1	DTD610	MR/C	P. 5	
2906	F. 183700					Rib, nose, between ribs No. 6 and 7.	1	DTD610	MR/C	P. 5	
2907	F. 183701					Rib, nose, below upper hinge.	1	DTD610	MR/C	P. 5	
2908	F. 183702					Rib, nose, at rib No. 8.	1	DTD610	MR/C	P. 5	

RESTRICTED

TAIL UNIT - RUDDER

Page P. 16

Issued on A.L. No. 1

REF. NO.	PART NO.						DESCRIPTION.	NO OFF	MATL. SPEC.	MR. CL. of ST.	PLATE NO.
		1	2	3	4	5					
2909	F.183703					Rib, nose. at rib No.9.	1	DTD610	MR/C	P.5	
2910	F.183704					Rib, nose, at rib No.10.	1	DTD610	MR/C	P.5	
2911	A.183568					Section, trailing edge, between ribs No.1 and 2.	1	-	MR/C	P.5	
2912	B.183569					Section, trailing edge, between rib No.5 and top edge member.	1	-	MR/C	P.6	
4293	F.198635					Shim, for actuator mounting.	1	Alum.	MR/C	P.6	
2913	D.183796/1					Skin, port.	1	DTD610	MR/B	P.6	
2914	D.183796/2					Skin, starboard.	1	DTD610	MR/B	P.6	
	D.183612					Spar, main.	1	DTD610			
2915	A.183757					Spar, sub forward, between ribs No.1 and 2.	1	DTD610	MR/C	P.5	
2916	C.183756					Spar, sub, forward, between ribs No.7 and 8.	1	DTD610	MR/C	P.5	
2917	A.183571					Spar, sub, forward, between ribs No.7 and 8.	1	DTD610	MR/C	P.5	
2918	A.183570					Spar, sub, forward, between ribs No.8 and 9.	1	DTD610	MR/C	P.5	
2919	A.183511					Spar, sub, aft, between ribs No.1 and 2.	1	DTD610	MR/C	P.5	
2920	C.188808					Spar, sub, aft, between ribs No.2 and 5, at trim tab. (Angle F.188812 wired on)	1	DTD610	MR/C	P.5	
2921	A.183509					Spar, sub, aft, between ribs No.5 and 6.	1	DTD610	MR/C	P.5	
2922	A.183508					Spar, sub, aft, between ribs No.6 and 7.	1	DTD610	MR/C	P.5	
2923	A.183507					Spar, sub, aft, between ribs No.7 and 8.	1	DTD610	MR/C	P.5	
2924	A.183506					Spar, sub, aft, between ribs No.8 and 9.	1	DTD610	MR/C	P.5	
2925	A.183505					Spar, sub, aft, between ribs No.9 and 10.	1	DTD610	MR/C	P.5	
2926	C.183884					Stiffener, port.	1	DTD610	MR/C	P.5	
2927	C.183885					Stiffener, starboard.	1	DTD610	MR/C	P.5	
2928	F.183572					Strap, butt, at nosing assembly skin joints.	2	DTD610	MR/C	P.6	
2929	C.184057					Tab, trim, complete.	1	-	MR/C	P.6	
3814	Std.1547/26/ 18					Washer, for operating lever fixings.	4	DTD610	MR/C	4	
4254	F.184538					Washer, tab, for balance weight fixings.	8	DTD171	MR/C		
4255	A.184130					Weight, balance between ribs No.1 and 2.	1	-	MR/C		
4256	A.184128					Weight, balance, between ribs No.4 and 5.	1	-	MR/C		

RESTRICTED

HAL 2733/2

TAIL UNIT - RUDDER

Issued on A.L. No. 1

REF. NO.	PART NO.						DESCRIPTION.	NO OFF	MATL. SPEC.	MR. CL. of ST.	PLATE NO.
		1	2	3	4	5					
4257	A. 184127						Weight, balance, between ribs No. 5 and 6.	1	-	MR/C	
4258	C. 198285						Weight, balance, between ribs No. 6 and 7.	1	-	MR/C	
4259	A. 184125						Weight, balance, between ribs No. 8 and 9.	1	-	MR/C	
4260	A. 184129						Weight, balance, on access door for actuator.	1	-	MR/C	
4291	Std. 914/B14						Washer, for actuator attachment to main spar.	1	S. 1	MR/C	

REF. NO.	PART NO.						DESCRIPTION	NO OFF	MATL SPEC.	MR. CL of ST.	PLATE NO.
		1	2	3	4	5					
<u>SUMMARY OF STOCK ITEMS</u>											
28D/12512	A. 15. 1C					Bolt, 2 B.A.					
28D/12513	A. 25. 2C					Bolt, 2 B.A.					
28D/12534	A. 25. 9. C					Bolt, 2 B.A.					
28D/12538	A. 25. 15C					Bolt, 2 B.A.					
28D/12539	A. 25. 16C					Bolt, 2 B.A.					
28D/12630	A. 25. 19C					Bolt, 2 B.A.					
28D/8306	AS. 1242/1C					Bolt, 2 B.A.					
28D/8307	AS. 1242/2C					Bolt, 2 B.A.					
28N/12606	AGS. 2030/43					Circlip.					
28M/10327	AGS. 2002/B1					Nut, 4 B.A.					
28M/12929	A. 27. CP					Nut, 2 B.A.					
28M/12930	A. 27. ES					Nut, 1/4" B.S.F.					
28P/12587	SP. 9. C4					Pin, split.					
28P/1247	AGS. 213/3					Pin, taper.					
28W/12355	SP. 16. C					Washer, 2 B.A.					

TAIL UNIT - TAIL PLANE

REF. NO	PART NO						DESCRIPTION	NO OFF	MATL. SPEC	MR. CL of ST	PLATE NO
		1	2	3	4	5					
330	E. 185500					<u>TAILPLANE ASSEMBLY.</u> (Complementary parts e.g., intercomponent attachments, are listed on page P.27 and will not be supplied with the assembly spare).	1	-	A	P.7	
	E. 185621					Detail of structure at C/L of tailplane.	-	-			
591	A. 185667					Block and cap, hinge.	2	Stamping	C	P.7	
592	Std. 1639/ 13/JX					Bolt, inboard, hinge block.	4	S.95.B	C	5	
593	F. 185684					Bolt, outboard, hinge block.	4	S.95.B	C	P.7	
3099	B. 185352					Lever, jack.	1	Stamping	MR/C	P.7	
594	B. 185816					Panel, access to hinge.	2	DTD610	C	P.7	
595	B. 185817					Panel, access to hinge.	2	DTD610	C	P.7	
3100	C. 185668					Rib, inboard, aft of rear spar, port.	1	DTD610	MR/C	P.7	
3101	C. 185669					Rib, inboard, aft of rear spar, starboard.	1	DTD610	MR/C	P.7	
1706	Std. 1703/ 6/C					Screw, securing inboard elevator hinge, access panel.	32	S.95.B	C	5	
3102	A. 189873					Diaphragm.	2	DTD610	MR/C	P.7	
3103	C. 185647					Nosing and front spar assembly.	2	DTD610	MR/B	P.7	
1868	C. 185647/1					Skin.	2	DTD610	B	P.7	
3104	D. 185514					Rib, hinge, outboard.	2	DTD610	MR/C	P.7	
3105	B. 185499					Rib, nose, seal.	2	DTD610	MR/C	P.7	
3106	C. 185820					Shroud, elevator.	2	DTD610	MR/C	P.7	
	D. 185811-2					Skin covering assembly.	-	-			
1860	D. 185811/1					Skin, top, port.	1	DTD546	B	P.7	
1861	D. 185811/2					Skin, bottom, port.	1	DTD546	B	P.7	
1862	D. 185811/3					Skin, nosing, inboard end port and starboard.	2	DTD610	B	P.7	
1863	D. 185812/1					Skin, top, starboard.	1	DTD546	B	P.7	
1864	D. 185812/2					Skin, bottom, starboard.	1	DTD546	B	P.7	
3107	B. 185841					Stiffener, port.	1	DTD364	MR/C	P.7	
3108	B. 185842					Stiffener, starboard.	1	DTD364	MR/C	P.7	
3109	B. 185839					Stiffener, port.	1	DTD364	MR/C	P.7	
3110	B. 185840					Stiffener, starboard.	1	DTD364	MR/C	P.7	
3111	B. 172582					Stringer, port.	1	DTD364	MR/C	P.7	
3112	B. 172583					Stringer, starboard.	1	DTD364	MR/C	P.7	
1744	F. 193961					Stop, elevator, bottom.	2	Rubber	C	P.7	
1745	F. 193962					Stop, elevator, top.	2	Rubber	C	P.7	
	B. 187801					Socket, slinging, assembly.	-	-			
2399	A. 180407					Socket.	2	DTD364	MR/C	P.7	
113	F. 180423					Plug.	2	DTD364	C	P.7	
3114	C. 185053					Tip, complete.	2	-	MR/C	P.7	

TAIL UNIT - TAIL PLANE

Page P.22

REF. NO.	PART NO.						NO OFF	MATL. SPEC.	MR. CL of ST.	PLATE NO.
		1	2	3	4	5				

Pages P.23 and P.24 reserved for amendments.

TAIL UNIT - TAIL PLANE

REF. NO.	PART NO.						DESCRIPTION.	NO OFF	MATL. SPEC.	MR. CL. of ST.	PLATE NO.
		1	2	3	4	5					
<u>SUMMARY OF STOCK ITEMS</u>											
28D/12516	A.25.11.C						Bolt.				
28M/12929	A.27.C.P.						Nut.				
28M/11957	AGS.2007. C.1						Nut, anchor.				
28M/12421	AGS.2018. C.1						Nut, anchor.				
28Q/6134	AS.161/505						Rivet.				
28Q/7943	AS.164/304						Rivet.				
28Q/7656	AS.164/405						Rivet.				
28Q/9208	AGS.2051/ 424/BH.						Rivet, pop.				
28Q/9209	AGS.2051/ 429/BH.						Rivet, pop.				
28D/8306	AS.1242.1.C						Screw.				
28W/12355	SP.16.C						Washer.				

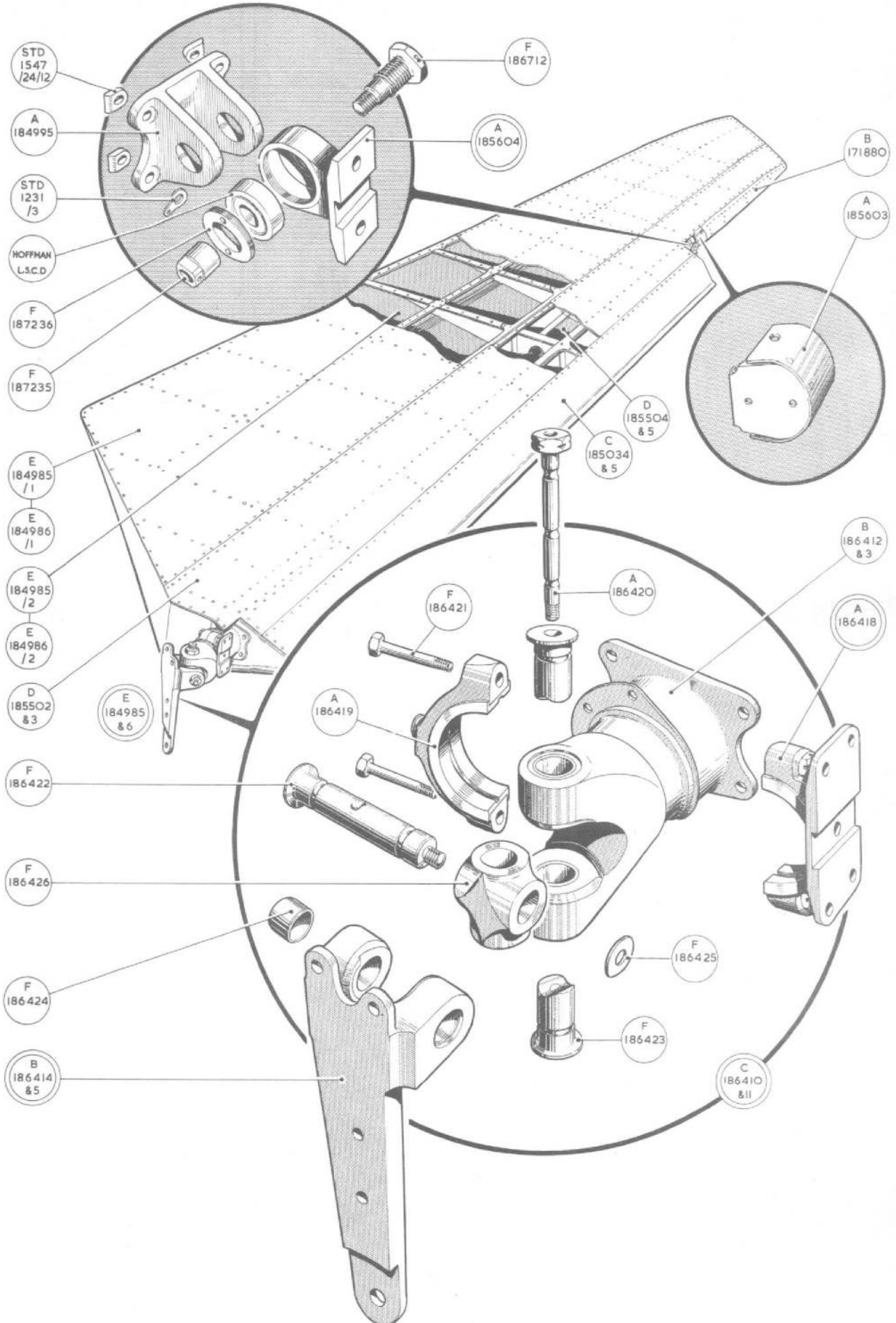
TAIL UNIT - COMPLEMENTARY PARTS

Issued on A.L. No, 1

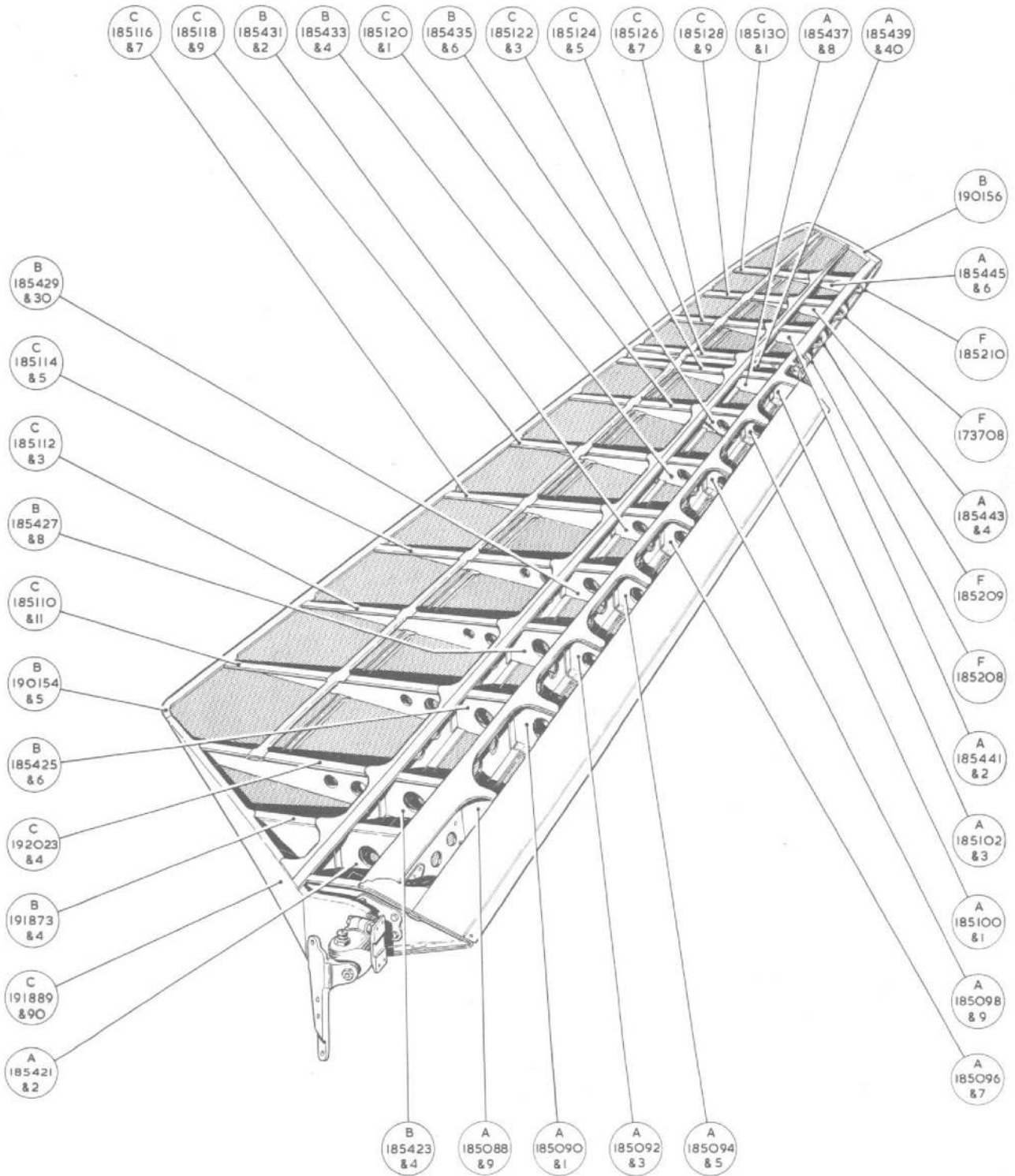
REF. No.	PART No.						DESCRIPTION	No OFF	MATL SPEC	MR. CL of ST	PLATE No
		1	2	3	4	5					
	D. 186469						<u>TAIL UNIT ASSEMBLY</u>				
							<u>ELEVATOR ATTACHMENT</u>				
598	F. 186639						Bolt, special, interconnection.	4	S. 99.B	C	P. 8
599	Std. 1639/7GX						Bolt, special, outer hinge.	4	S. 95.B	C	P. 8
600	Std. 1639/7EX						Bolt, special, inner hinge.	8	S. 95.B	C	P. 8
28M/12930	A. 27. E. S.						Nut.	4	-	C	
28P/12462	SP. 9. C. 8						Split pin.	4	-	C	
28W/12496	SP. 15. E						Washer.	4	-	C	
28W/12324	SP. 15. G						Washer.	4	-	C	
28W/12496	SP. 15. E						Washer.	8	-	C	
							<u>FIN ATTACHMENT</u>				
601	F. 186235						Bolt, special, front.	2	S. 97	C	P. 8
602	F. 186236						Bolt, special, rear.	2	S. 97	C	P. 8
28M/13120	A. 27. L. S.						Nut.	4	-	C	
28W/12442	SP. 15. L						Washer.	4	-	C	
28P/12463	SP. 9. E. 10						Split pin.	4	-	C	
							<u>RUDDER ATTACHMENT</u>				
28P/827	SP. 4. Y. B. 1						Pin.	1	-	C	
603	F. 176796 *						Shackle (referenced 26AQ/2587 for Admiralty) (Pre Mod. 123).	1	S3 & T. 26	C	
4868	F. 203094						Shackle (Mod. 123).	1	S3 & T. 26	C	P. 8
4499	F. 202221						Spring (Mod. 123).	1	HTS Wire	C	P. 8
604	F. 186468 *						Spring (Pre Mod. 123).	1	HTS Wire	C	
28P/12462	SP. 9. C. 8						Split pin.	4	-	C	
28P/12587	SP. 9. C. 4						Split pin.	1	-	C	
28W/12296	SP. 15. C						Washer.	1	-	C	
							<u>TAIL PLANE ATTACHMENT</u>				
605	C. 186046/1						Fairing, top portion, port.	1	DTD610	C	P. 8
606	C. 186047/1						Fairing, top portion, stbd.	1	DTD610	C	P. 8
3957	C. 186046/2						Fairing, bottom portion, port.	1	DTD610	C	P. 8
3958	C. 186047/2						Fairing, bottom portion, stbd.	1	DTD610	C	P. 8
28D/8306	AS. 1242/1. C						Bolts.	88	-	C	
28D/8342	AS. 1248. 2. C						Bolts.	2	-	C	
-	B. 191768						Cable R6, Group (see cable chart).	1	-	-	
1746	A. 192785						Fairing, tail light.	1	DTD339B	C	P. 8
1750	D. 192717						Fairing, bullet, aft of fin.	1	DTD610	B	P. 8

TAIL UNIT - COMPLEMENTARY PARTS

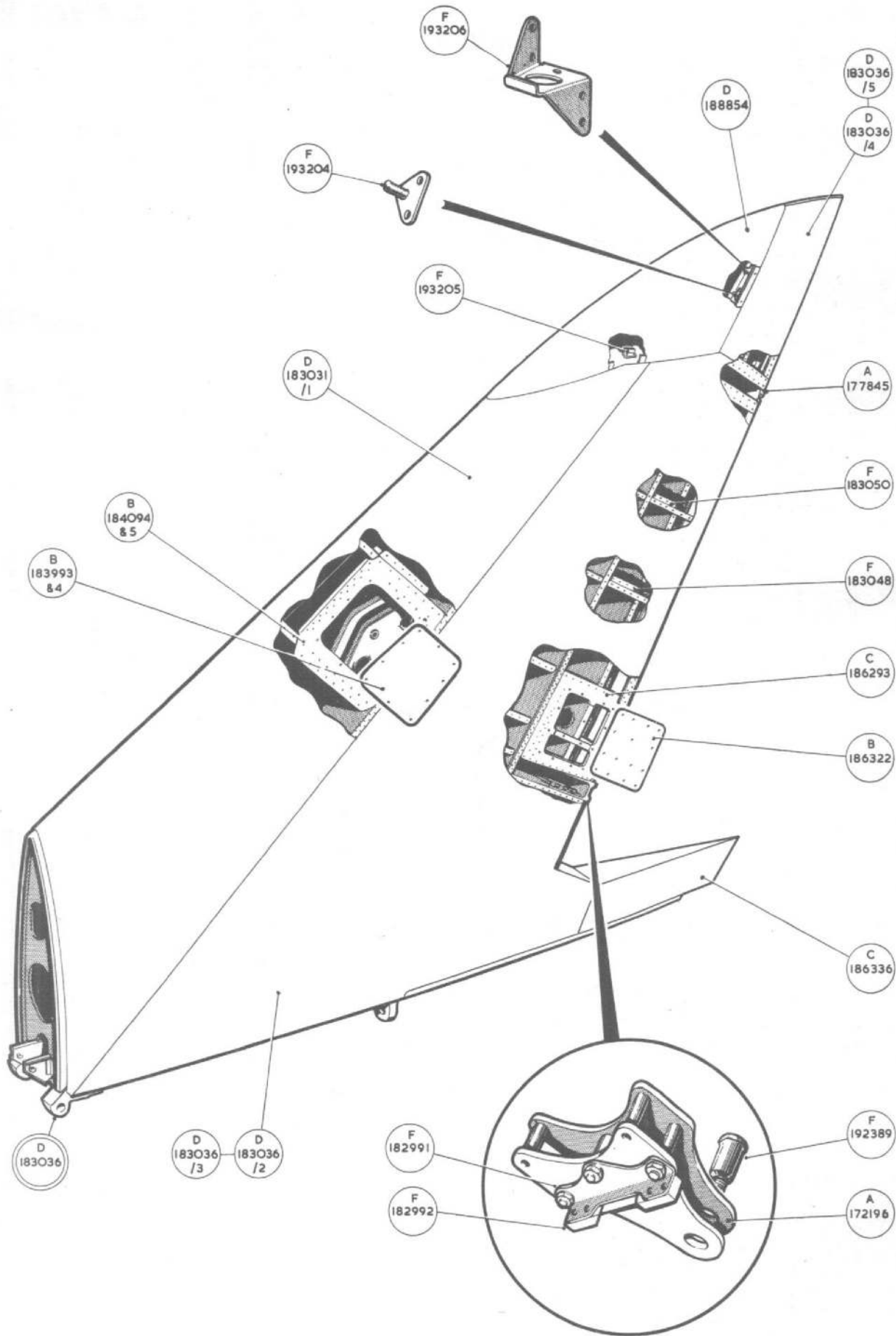
REF. No.	PART No.	DESCRIPTION					No OFF	MATL SPEC	MR. CL of ST	PLATE No
		1	2	3	4	5				
5A/3107	-	Holder, lamp, 'Batten type'.					1	-	A	
1747	B.188346	Panel, access to flying controls.					1	DTD.610	C	P.8
1748	A.192760	Panel, access for tail plane and elevator removal, port.					1	DTD.610	C	P.8
1749	A.192761	Panel, access to tail plane and elevator removal, starboard.					1	DTD.610	C	P.8
1706	Std.1703/60	Screw.					36	S.95.B	C	P.8




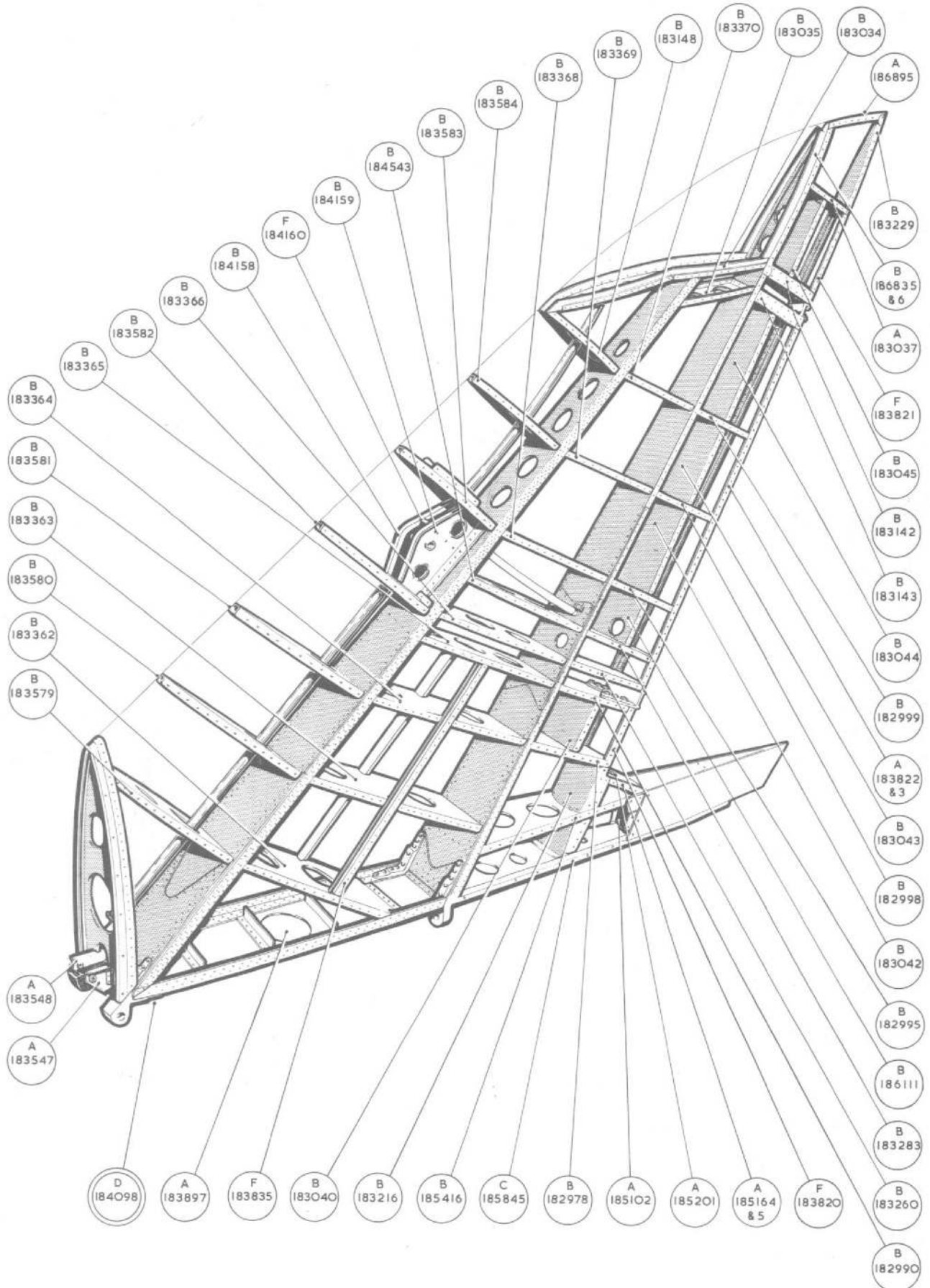




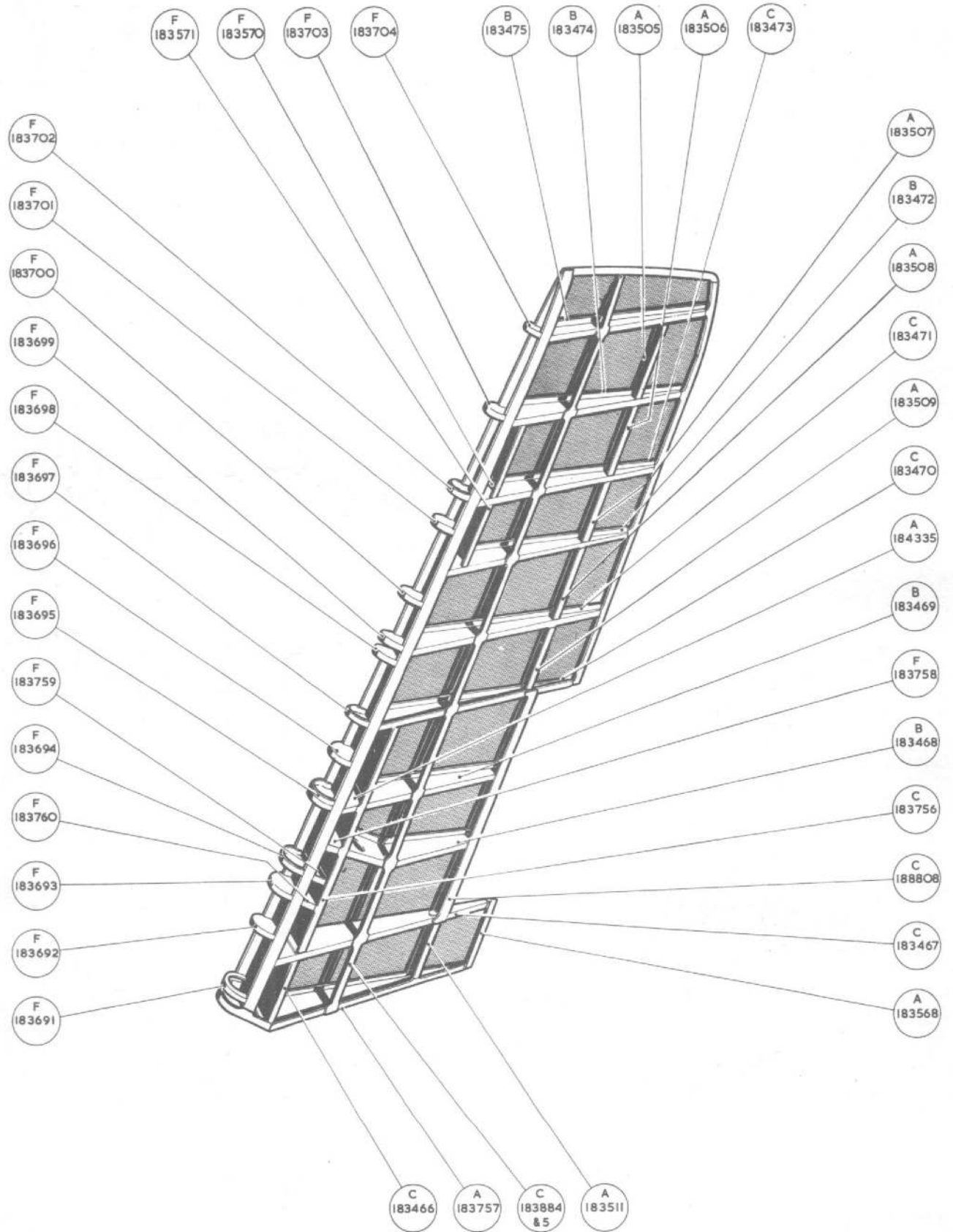






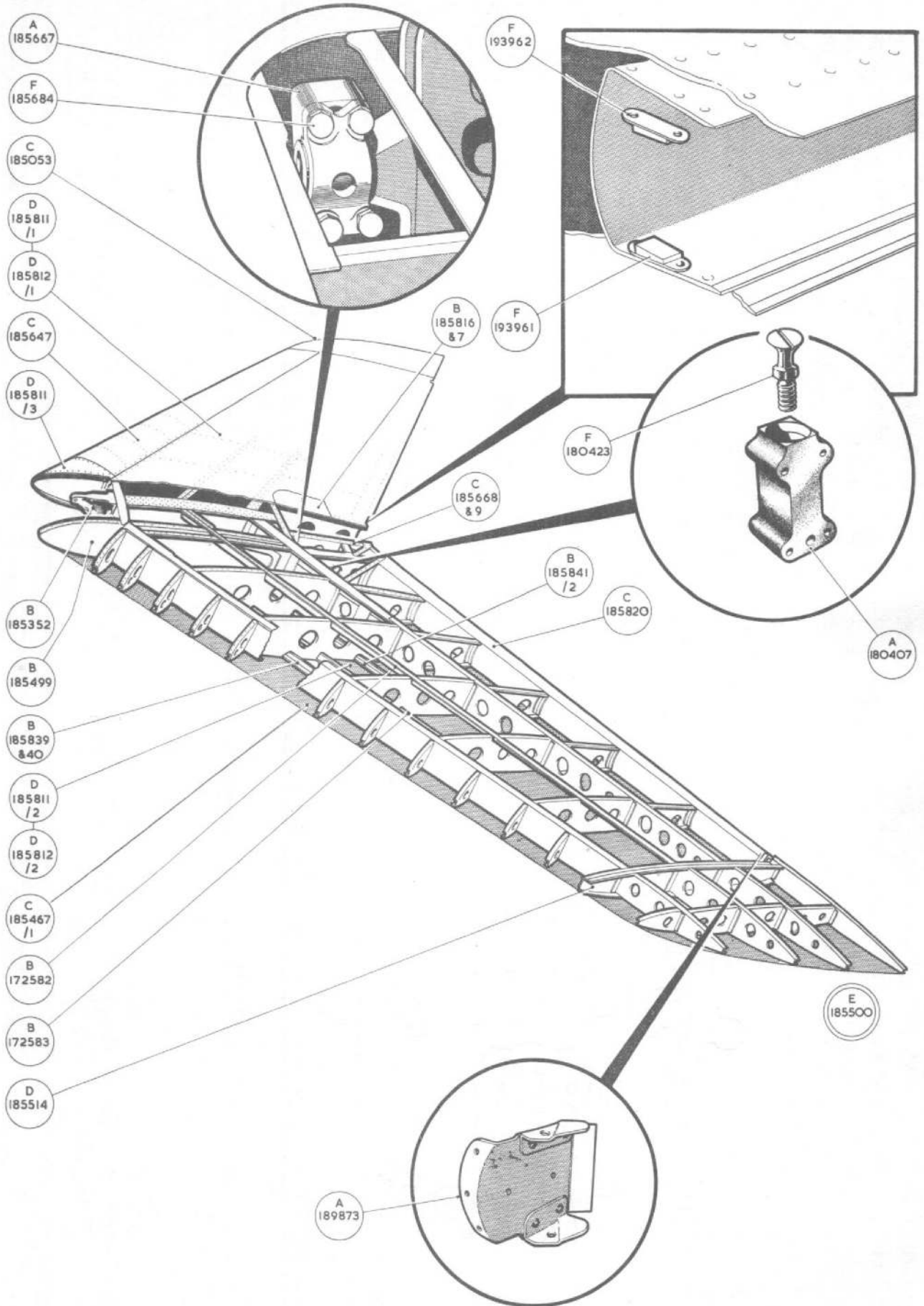




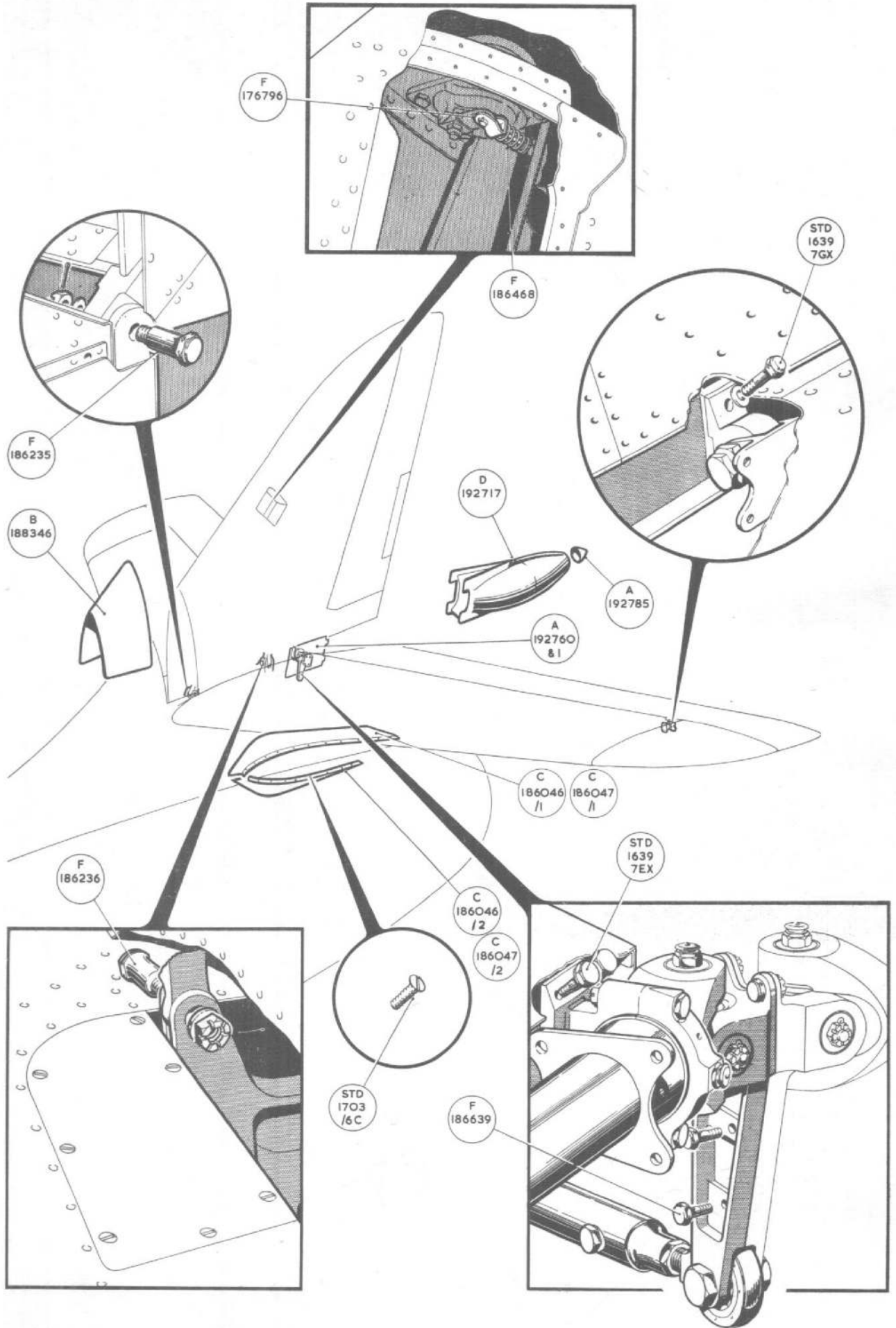


















This file was downloaded
from the RTFM Library.

Link: www.scottbouch.com/rtfm

Please see site for usage terms,
and more aircraft documents.