

HAL 333/7

PART N ^o	DESCRIPTION	SIZE & CUTTING LENGTH	MAT ^l SPEC ⁿ	END FITTINGS
<u>ANTICER SYSTEM</u>				
A.190717/3	Supply pump to joint	1/4" o/d x 22 s.w.g. x 1:3" long.	DTD253	A - A
A190717/4	Supply joint to frame 6.	1/4" o/d x 22 s.w.g. x 3:4" long.	DTD253	B - A
A.190717/6	Chain from pump.	3/16" o/d x 22 s.w.g. x 6" long.	DTD253	A - Plain

RESTRICTED

RESTRICTED
PIPING CHART

HAL 27337

RESTRICTED

PART NO	DESCRIPTION	SIZE & CUTTING LENGTH	MATERIAL SPEC	END FITTINGS
<u>ANTI "G" INSTALLATION</u>				
A.190201/1	4 way piece to non-return valve.	3/16" o/d x 22 s.w.g. x 8" long.	DTD323	A - A
A.190201/2	Non-return valve to air bottle	3/16" o/d x 22 s.w.g. x 8" long.	DTD323	A - A
A.190201/3	Air bottle to air bottle	3/16" o/d x 22 s.w.g. x 4" long.	DTD323	A - A
A.190201/4	Air bottle to filter.	3/16" o/d x 22 s.w.g. x 10" long.	DTD323	A - A
A.190201/6	Tee-piece to selector valve.	1/4" o/d x 22 s.w.g. x 11" long.	DTD323	A - A
A.190201/7	Selector to reduction valve.	1/4" o/d x 22 s.w.g. x 11" long.	DTD323	A - A
A.190201/8	Tee-piece to gauge	3/16" o/d x 22 s.w.g. x 1:0" long.	DTD323	A - C
A.193654/1	Anti "G" valve to connection.	5/8" o/d x 20 s.w.g. x 1:7" long.	L.54 or T.9	Beaded
A.193654/2	Connection to connection	5/8" o/d x 20 s.w.g. x 2:10" long.	L.54 or T.9	Beaded
A.193654/3	Connection to elbow.	5/8" o/d x 20 s.w.g. x 1:5" long.	L.54 or T.9	Beaded

FOR END FITTINGS SEE ILLUSTRATIONS

RESTRICTED
PIPING CHART

PART N ^o	DESCRIPTION	SIZE & CUTTING LENGTH	MATE SPEC ⁿ	END FITTINGS
	<u>FUSELAGE</u>			
F.187642	Drain, for ram air pipe.	1/4" o/d x 22 s.w.g. 3/16" c/d x 22 s.w.g.	L.54 L.54	Plain Plain
F.194740	Drain, from fireproof box.	1/2" o/d x 22 s.w.g. x 5'0" long.	DTD253	A - A

RESTRICTED

RESTRICTED
PIPING CHART.

RESTRICTED
PIPING CHART

PART N ^o	DESCRIPTION	SIZE & CUTTING LENGTH	MAT ^l SPEC ⁿ	END FITTINGS

FOR END FITTINGS SEE ILLUSTRATIONS

RESTRICTED

HAL 2753/6

PART N ^o	DESCRIPTION	SIZE & CUTTING LENGTH	MATL SPEC ⁿ	END FITTINGS
<u>FUEL SYSTEM - CENTRE FUSELAGE</u>				
B.188908/9	Pressure test connection.	3/16" o/d x 22 s.w.g. x 1!8" long.	DTD253	A - A
B.189865/1	Drain, transfer pipe to drain valve & port.	5/16" o/d x 22 s.w.g. x 1!8" long.	DTD253	A - F
B.189865/2	Drain, transfer pipe to drain valve starboard.	5/16" o/d x 22 s.w.g. x 1!8" long.	DTD253	A - F
B.189865/3	Drain, relief valve to connection port.	1/4" o/d x 20 s.w.g. x 2!6" long.	T.9	Plain
B.189865/4	Drain, relief valve to connection starboard.	1/4" o/d x 20 s.w.g. x 2!9" long.	T.9	Plain
B.189865/5	Drain, connection to port front tank vent.	1/4" o/d x 22 s.w.g. x 10" long.	DTD253	Plain - A
B.189865/6	Drain, connection to starboard front tank vent.	1/4" o/d x 22 s.w.g. x 10" long.	DTD253	Plain - A
B.189865/10	Drain, transfer pressure switch to atmosphere port.	3/16" o/d x 22 s.w.g. x 1!3" long.	DTD253	C- Plain
B.189865/11	Drain, transfer pressure switch to atmosphere starboard.	3/16" o/d x 22 s.w.g. x 1!3" long.	DTD253	C - Plain

FOR END FITTINGS SEE ILLUSTRATIONS

RESTRICTED
PIPING CHART

PART N ^o	DESCRIPTION	SIZE & CUTTING LENGTH	MAT ^l SPEC ⁿ	END FITTINGS

FOR END FITTINGS SEE ILLUSTRATIONS

RESTRICTED

WAL 2733/7

PART NO	DESCRIPTION	SIZE & CUTTING LENGTH	MATERIAL SPECN	END FITTINGS
<u>FUEL SYSTEM REAR FUSELAGE</u>				
B.184767/10	Reducing valve balance port.	1/4" o/d x 22 s.w.g. x 1!3" long.	DTD253	A - A
B.184767/11	Reducing valve balance starboard.	1/4" o/d x 22 s.w.g. x 1!3" long.	DTD253	A - A
B.195140/3	Connection to transport joint port.	3/16" o/d x 22 s.w.g. x 3!0" long.	DTD253	A - A
B195140/4	Connection to transport joint starboard.	3/16" o/d x 22 s.w.g. x 2!11" long.	DTD253	A - A

FOR END FITTINGS SEE ILLUSTRATIONS

RESTRICTED

RESTRICTED
PIPING CHART

RESTRICTED
PIPING CHART

PART N ^o	DESCRIPTION	SIZE & CUTTING LENGTH	MAT ^l SPEC ^l	END FITTINGS

FOR END FITTINGS SEE ILLUSTRATIONS

RESTRICTED

HAL 2733/6

PART Nº	DESCRIPTION	SIZE & CUTTING LENGTH	MATL SPEC	END FITTINGS
<u>HYDRAULIC SYSTEM - CENTRE FUSELAGE</u>				
C.187924/11	Pressure, union to union.	1/4" o/d x 22 s.w.g. x 4.10" long.	DTD323	A - B
C.187924/12	Pressure, union to union.	1/4" o/d x 22 s.w.g. x 2.0" long.	DTD323	A - B
C.187924/43	Return, union to union.	1/4" o/d x 22 s.w.g. x 3.8" long.	DTD323	A - B
C.187924/44	Return, union to union.	1/4" o/d x 22 s.w.g. x 1.11" long.	DTD323	A - B
C.187924/55	U/c 'up', sequence valve to union.	1/4" o/d x 22 s.w.g. x 2.0" long.	DTD323	A - A
C.187924/65	U/c 'up', union to union.	1/4" o/d x 22 s.w.g. x 3.8" long.	DTD323	A - B
C.187914/66	U/c 'up', union to union.	1/4" o/d x 22 s.w.g. x 1.8" long.	DTD323	A - B
C.187924/76	U/c 'down', union to union.	1/4" o/d x 22 s.w.g. x 1.10" long.	DTD323	A - B
C.187914/77	U/c air , union to union.	3/16" o/d x 22 s.w.g. x 2.1" long.	DTD323	B - A
C.187924/78	U/c air, union to union.	3/16" o/d x 22 s.w.g. x 3.6" long.	DTD323	B - A
C.187924/82	Port wheel brake union to union.	1/4" o/d x 22 s.w.g. x 4.1" long.	DTD323	B - A

FOR END FITTINGS SEE ILLUSTRATIONS

PART N ^o	DESCRIPTION	SIZE & CUTTING LENGTH	MAT ^l SPEC ⁿ	END FITTINGS
C.187924/86	Starboard wheel brake union to union.	1/4" o/d x 22 s.w.g. x 2'.2" long.	DTD323	B - A
C.187924/87	Starboard wheel brake union to union	1/4" o/d x 22 s.w.g. x 3'.6" long.	DTD323	B - A
C.187924/92	Flap air, union to union.	3/16" o/d x 22 s.w.g. x 1'.8" long.	DTD323	B - A
C.187924/93	Flap air, union to union.	3/16" o/d x 22 s.w.g. x 4'.2" long.	DTD323	B - A
C.199615/6	Pressure, tee piece to port wing brake.	3/8" o/d x 22 s.w.g. x 2'.6" long.	DTD477	A - A
C.199615/7	Pressure, tee piece to 4 way piece.	3/8" o/d x 22 s.w.g. x 2' long.	DTD477	A - A
C.199615/9	Pressure, 4 way piece to tee piece.	1/4" o/d x 22 s.w.g. x 8" long.	DTD477	A - A
C.199615/11	Pressure, tee piece to union.	1/4" o/d x 22 s.w.g. x 1' long.	DTD477	A - A
C.199615/12	Pressure, union to union.	1/4" o/d x 22 s.w.g. x 3'.10" long.	DTD477	B - B
C.199615/13	Pressure, union to union.	1/4" o/d x 22 s.w.g. x 6'.1" long.	DTD477	A - A

FOR END FITTINGS SEE ILLUSTRATIONS.

RESTRICTED
PIPING CHART

RESTRICTED

HAL 2735/6

PART NO	DESCRIPTION	SIZE & CUTTING LENGTH	MATL SPECN	END FITTINGS
C.199615/14	Pressure, union to union.	1/4" o/d x 22 s.w.g. x 3'.8" long.	DTD477	B - A
C.199615/17	Pressure, non-return valve to tee piece.	1/4" o/d x 22 s.w.g. x 6" long.	DTD477	A - A
C.199615/18	Pressure, tee piece to hand pump.	1/4" o/d x 22 s.w.g. x 1'.5" long.	DTD477	A - A
C.199615/19	Pressure, tee piece to H.P. pressure relief valve.	1/4" o/d x 22 s.w.g. x 7" long.	DTD477	A - A
C.199615/28	Suction, tee piece to hand pump.	3/8" o/d x 22 s.w.g. x 10" long.	DTD477	A - A
C.199615/29	Suction, tee piece to H.P. pressure relief valve.	1/4" o/d x 22 s.w.g. x 6" long.	DTD477	A - A
C.199615/30	Return, reservoir to 4 way piece.	1/2" o/d x 22 s.w.g. x 6" long.	DTD477	A - A
C.199615/34	Return, 4 way piece to union.	3/8" o/d x 22 s.w.g. x 1'.1" long.	DTD477	A - B
C.199615/39	Return, 4 way piece to pressure reducing valve.	3/16" o/d x 22 s.w.g. x 1'.1" long.	DTD477	A - A

FOR END FITTINGS SEE ILLUSTRATIONS

RESTRICTED
PIPING CHART

PART Nº	DESCRIPTION	SIZE & CUTTING LENGTH	MATL SPECN	END FITTINGS
C.199615/40	Return, 4 way piece to upper pressure relief valve.	3/16" o/d x 22 s.w.g. x 9" long.	DTD477	A - A
C.199615/41	Return, 4 way piece to lower pressure relief valve.	3/16" o/d x 22 s.w.g. x 7" long.	DTD477	A - A
C.199615/43	Return, tee piece to tee piece.	1/4" o/d x 22 s.w.g. x 8" long.	DTD477	A- A
C.199615/44	Return, tee piece to engine driven pump.	1/4" o/d x 22 s.w.g. x 2'.2" long.	DTD477	A - A
C.199615/45	Return tee piece to union.	1/4" o/d x 22 s.w.g. x 1'.10" long.	DTD477	A - B
C.199615/47	Return, union to union.	1/4" o/d x 22 s.w.g. x 6'.6" long.	DTD477	A - A
C.199615/48	Return, union to S.S coupling.	1/4" o/d x 22 s.w.g. x 3'.8" long.	DTD477	B - A
C.199615/50	Relief, reservoir to atmosphere.	1/4" o/d x 22 s.w.g. x 1'.4" long.	DTD477	A - Plain
C.199615/52	U/c up, tee piece to port wing break.	1/4" o/d x 22 s.w.g. x 4'.4" long.	DTD477	A - A
C.199615/59	U/c emergency air, union to starboard wing break.	3/16" o/d x 22 s.w.g. x 2'.3" long.	DTD477	A - B
C.199615/60	U/c emergency air, tee piece to union.	3/16" o/d x 22 s.w.g. x 3'.4" long.	DTD477	A - A
C.199615/61	U/c emergency air, union to port wing break.	3/16" o/d x 22 s.w.g. x 3'.9" long.	DTD477	B - B

FOR END FITTINGS SEE ILLUSTRATIONS

RESTRICTED

PIPING CHART

RESTRICTED

PART N ^o	DESCRIPTION	SIZE & CUTTING LENGTH	MATE SPEC ⁿ	END FITTINGS
C.199615/65	Wheel brake starboard, union to wing break.	1/4" o/d x 22 s.w.g. x 2'.5" long.	DTD477	A - B
C.199615/66	Aileron P/A starboard, wing break to union.	1/4" o/d x 22 s.w.g. x 3'.8" long.	DTD477	B - A
C.199615/67	Aileron P/A, union to port wing break.	1/4" o/d x 22 s.w.g. x 3'.1" long.	DTD477	B - B
C.199615/69	Flap emergency air, union to port wing break.	3/16" o/d x 22 s.w.g. x 2'.7" long.	DTD477	B - B
C.199615/71	Wing flaps up, union to union.	1/4" o/d x 22 s.w.g. x 1'.2" long.	DTD477	A - A
C.199615/72	Wing flaps up, union to union.	1/4" o/d x 22 s.w.g. x 6'.10" long.	DTD477	B - B
C.199615/74	Wing flaps up, union to starboard wing break.	1/4" o/d x 22 s.w.g. x 1'.5" long.	DTD477	A - B
C.199615/77	Wing flaps down, union to union.	1/4" o/d x 22 s.w.g. x 6'.6" long.	DTD477	B - B
C.199615/78	Wing flaps down, union to union.	1/4" o/d x 22 s.w.g. x 1'.3" long.	DTD477	A - B
C.199615/79	Wing flaps down, union to starboard wing break.	1/4" o/d x 22 s.w.g. x 1'.5" long.	DTD477	A - A
C.199615/80	Flap interconnection, press red valve to 4 way piece.	3/16" o/d x 22 s.w.g. x 1'.9" long.	DTD477	A - A
C.199615/81	Flap interconnection, 4 way piece to upper non- return valve.	3/16" o/d x 22 s.w.g. x 10" long.	DTD477	A - A

FOR END FITTINGS SEE ILLUSTRATIONS

RESTRICTED

PIPING CHART

RESTRICTED

RESTRICTED
PIPING CHART

PART Nº	DESCRIPTION	SIZE & CUTTING LENGTH	MATERIAL SPEC ^{IF}	END FITTINGS
C.199615/82	Flap interconnection, upper non-return valve to 4 way piece.	3/16" o/d x 22 s.w.g. x 1'.3" long.	DTD477	A - A
C.199615/85	Flap interconnection, 4 way piece to union.	1/4" o/d x 22 s.w.g. x 6'.6" long.	DTD477	A - B
C.199615/87	Flap interconnection, 4 way piece to lower non-return valve.	3/16" o/d x 22 s.w.g. x 7" long.	DTD477	A - A
C.199615/89	Flap interconnection, 4 way piece to lower pressure relief valve.	3/16" o/d x 22 s.w.g. x 7" long.	DTD477	A - A
C.199615/91	Flap interconnection, 4 way piece to union.	1/4" o/d x 22 s.w.g. x 7'.6" long.	DTD477	A - B
C.199615/94	Flap interconnection, tee piece to put wing break.	3/16" o/d x 22 s.w.g. x 1'.8" long.	DTD477	A - A
C.199615/95	Flap interconnection, tee piece to union.	3/16" o/d 22 s.w.g. x 7'.6" long.	DTD477	A - B
C.199615/96	Flap interconnection, union to starboard wing break.	3/16" o/d x 22 s.w.g. x 2'.2" long.	DTD477	A - A
C.198764/62	U/c 'down', restrictor union to starboard fairing door jack.	1/4" o/d x 22 s.w.g. x 3'.5" long.	DTD323	A - A
C.198764/63	U/c 'down', union to restrictor union.	1/4" o/d x 22 s.w.g. x 1'.11" long.	DTD323	A - B
C.198764/64	U/c 'down', restrictor union to port fairing door jack.	1/4" o/d x 22 s.w.g. x 3'.7" long.	DTD323	B - A
C.198764/65	U/c 'down', tee piece to restrictor union.	1/4" o/d x 22 s.w.g. x 7" long.	DTD323	A - A

FOR END FITTINGS SEE ILLUSTRATIONS

RESTRICTED

HAL 23316

NAVAL 2233/7

PART NO	DESCRIPTION	SIZE & CUTTING LENGTH	MATERIAL SPEC	END FITTINGS
<u>U.18 to U.24 reserved for emendments.</u>				

RESTRICTED

RESTRICTED
PIPING CHART.

PART N ^o	DESCRIPTION	SIZE & CUTTING LENGTH	MAT ^l SPEC ⁿ	END FITTINGS

RESTRICTED

RESTRICTED
PIPING CHART

HAL 2735/6

FOR END FITTINGS SEE ILLUSTRATIONS

HAL 25577

PART N ^o	DESCRIPTION	SIZE & CUTTING LENGTH	MATL SPEC ⁿ	END FITTINGS
<u>HYDRAULIC SYSTEM - FRONT FUSELAGE</u>				
C.187921/1	Pressure, tee-piece to union.	1/4" o/d x 22 s.w.g. x 1'.8" long.	DTD323	A - A
C.187921/2	Pressure, union to tee-piece.	1/4" o/d x 22 s.w.g. x 2'.10" long.	DTD323	A - A
C.187921/3	Pressure, tee-piece to union.	1/4" o/d x 22 s.w.g. x 5'.3" long.	DTD323	A - B
C.187921/4	Pressure, union to non-return valve.	1/4" o/d x 22 s.w.g. x 1'.5" long.	DTD323	A - A
C.187921/5	Pressure, non-return valve to 4 way piece.	1/4" o/d x 22 s.w.g. x 9" long.	DTD323	A - A
C.187921/6	Pressure, 4 way piece to relay valve.	1/4" o/d x 22 s.w.g. x 1'.2" long.	DTD323	A - A
C.187921/7	Pressure, 4 way piece to accumulator.	1/4" o/d x 22 s.w.g. x 6" long.	DTD323	A - A
C.187921/8	Pressure, tee-piece to switch.	3/16" o/d x 22 s.w.g. x 8" long.	DTD323	A - A
C.187921/9	Pressure, tee-piece to relay.	3/16" o/d x 22 s.w.g. x 11" long.	DTD323	A - C
C.187921/10	Pressure, relay to bulkhead connection.	3/16" o/d x 22 s.w.g. x 9" long.	DTD323	C - C
C.187921/11	Pressure, bulkhead connection to union.	3/16" o/d x 22 s.w.g. x 10" long.	DTD323	C - A

RESTRICTED

PIPING CHART

RESTRICTED

FOR END FITTINGS SEE ILLUSTRATIONS

PART N ^o	DESCRIPTION	SIZE & CUTTING LENGTH	MATE SPEC ^N	END FITTINGS
C.187921/13	Return, union to union.	1/4" o/d x 22 s.w.g. x 2'.5" long.	DTD323	A - B
C.187921/14	Return, union to union.	1/4" o/d x 22 s.w.g. x 2'.7" long.	DTD323	A - B
C.187921/15	Return, union to tee-piece.	1/4" o/d x 22 s.w.g. x 5'.3" long.	DTD323	A - A
C.187921/16	Return, tee-piece to non-return valve.	1/4" o/d x 22 s.w.g. x 9" long.	DTD323	A - A
C.187921/17	Return, non-return valve to relay valve.	1/4" o/d x 22 s.w.g. x 1'.11" long.	DTD323	A - A
C.187921/18	Return, tee-piece to thermal relief valve.	3/16" o/d x 22 s.w.g. x 6" long.	DTD323	A - A
C.187921/19	Return, thermal relief valve to 4 way piece.	3/16" o/d x 22 s.w.g. x 1'.0" long.	DTD323	A - A
C.187921/20	Undercarriage 'up', union to union.	1/4" o/d x 22 s.w.g. x 2'.8" long.	DTD323	A - B
C.187921/21	Undercarriage 'up', union to tee-piece.	1/4" o/d x 22 s.w.g. x 2'.7" long.	DTD323	A - A
C.187921/22	Undercarriage 'up', tee-piece to restrictor.	3/16" o/d x 22 s.w.g. x 1'.11" long.	DTD323	A - A

FOR END FITTINGS SEE ILLUSTRATIONS

PART N ^o	DESCRIPTION	SIZE & CUTTING LENGTH	MATE SPEC ⁿ	END FITTINGS
C.187921/24	Undercarriage 'up', tee-piece to union.	3/16" o/d x 22 s.w.g. x 5'.4" long.	DTD323	A - B
C.187921/25	Undercarriage 'up', union to sequence valve.	3/16" o/d x 22 s.w.g. x 4'.0" long.	DTD323	A - A
C.187921/26	Undercarriage 'up', sequence valve to union.	3/16" o/d x 22 s.w.g. x 2'.6" long.	DTD323	A - B
C.187921/27	Undercarriage 'up', union to union.	3/16" o/d x 22 s.w.g. x 4'.1" long.	DTD323	A - B
C.187921/29	Undercarriage 'down', union to union.	1/4" o/d x 22 s.w.g. x 2'.5" long.	DTD323	A - B
C.187921/30	Undercarriage 'down', union to tee-piece.	1/4" o/d x 22 s.w.g. x 2'.6" long.	DTD323	A - A
C.187921/31	Undercarriage 'down', tee-piece to union.	3/16" o/d x 22 s.w.g. x 2'.9" long.	DTD323	A - B
C.187921/33	Undercarriage 'down', tee-piece to union.	3/16" o/d x 22 s.w.g. x 5'.3" long.	DTD323	A - B
C.187921/34	Undercarriage 'down', union to restrictor.	3/16" o/d x 22 s.w.g. x 3'.9" long.	DTD323	A - A
C.187921/36	Brake, port, union to union.	1/4" o/d x 22 s.w.g. x 2'.8" long.	DTD323	A - B
C.187921/37	Brake, port, union to tee-piece.	1/4" o/d x 22 s.w.g. x 2'.9" long.	DTD323	A - A

PART N ^o	DESCRIPTION	SIZE & CUTTING LENGTH	MATL SPEC ⁿ	END FITTINGS
C.187921/38	Brake, port, tee-piece to union.	1/4" o/d x 22 s.w.g. x 5'.2" long.	DTD323	A - B
C.187921/39	Brake, port, union to relay valve.	1/4" o/d x 22 s.w.g. x 3'.4" long.	DTD323	A - A
C.187921/40	Brake, port, tee-piece to pressure relay.	3/16" o/d x 22 s.w.g. x 1'.10" long.	DTD323	A - C
C.187921/41	Brake, port, pressure relay to bulkhead	3/16" o/d x 22 s.w.g. x 1'.2" long.	DTD323	C - A
C.187921/43	Brake, starboard, union to union.	1/4" o/d x 22 s.w.g. x 2'.5" long.	DTD323	A - B
C.187921/44	Brake, starboard, union to tee-piece.	1/4" o/d x 22 s.w.g. x 2'.11" long.	DTD323	A - A
C.187921/45	Brake, starboard, tee-piece to union.	1/4" o/d x 22 s.w.g. x 5'.0" long.	DTD323	A - B
C.187921/46	Brake, starboard, union to relay valve.	1/4" o/d x 22 s.w.g. x 2'.4" long.	DTD323	A - A
C.187921/47	Brake, starboard, tee-piece to pressure relay.	3/16" o/d x 22 s.w.g. x 1'.11" long.	DTD323	A - C
C.187921/48	Brake, starboard, pressure relay to bulkhead.	3/16" o/d x 22 s.w.g.	DTD323	C - A

FOR END FITTINGS SEE ILLUSTRATIONS

RESTRICTED

PART N ^o	DESCRIPTION	SIZE & CUTTING LENGTH	MATL SPEC ⁿ	END FITTINGS
C.187921/50	Brake, air, accumulation to union.	3/16" o/d x 22 s.w.g. x 1'.9" long.	DTD323	A - A
C.187921/51	Brake, air, union to bulkhead connection.	3/16" o/d x 22 s.w.g. x 5'.4" long.	DTD323	B - A
C.187921/53	Flap and u/c air charging connection to union.	3/16" o/d x 22 s.w.g. x 2'.2" long.	DTD323	A - B
C.187921/54	Flap and u/c air union to bulkhead connection.	3/16" o/d x 22 s.w.g. x 1'.7" long.	DTD323	A - A
C.187921/55	Flap and u/c air bulkhead connection to 4 way	3/16" o/d x 22 s.w.g. x 2'.9" long.	DTD323	A - A
C.187921/56	Undercarriage air, 4 way piece to non-return	3/16" o/d x 22 s.w.g. x 3" long.	DTD323	A - A
C.187921/57	Undercarriage air, non-return valve to air bottle.	3/16" o/d x 22 s.w.g. x 7" long.	DTD323	A - A
C.187921/58	Undercarriage air, air bottle to tee-piece.	3/16" o/d x 22 s.w.g. x 3'.2" long.	DTD323	A - A
C.187921/59	Undercarriage air, tee-piece to air release valve.	3/16" o/d x 22 s.w.g. x 2'.5" long.	DTD323	A - A

PART Nº	DESCRIPTION	SIZE & CUTTING LENGTH	MATE SPEC ^M	END FITTINGS
C.187921/60	Undercarriage, air, air release valve to bulkhead connection.	3/16" o/d x 22 s.w.g. x 3'.4" long.	DTD323	A - A
C.187921/61	Undercarriage air, bulkhead connection to union.	3/16" o/d x 22 s.w.g. x 1'.11" long.	DTD323	A - A
C.187921/62	Undercarriage, air, union to union.	3/16" o/d x 22 s.w.g. x 2'.4" long.	DTD323	A - A
C.187921/63	Undercarriage, air, tee-piece to gauge.	3/16" o/d x 22 s.w.g. x 8" long.	DTD323	A - C
C.187921/64	Flap air, 4 way piece to non-return valve.	3/16" o/d x 22 s.w.g. x 3" long.	DTD323	A - A
C.187921/65	Flap air, non-return valve to air bottle.	3/16" o/d x 22 s.w.g. x 7" long.	DTD323	A - A
C.187921/66	Flap air, air bottle to tee-piece.	3/16" o/d x 22 s.w.g. x 3'.1" long.	DTD323	A - A
C.187921/67	Flap air, tee-piece to union.	3/16" o/d x 22 s.w.g. x 2'.10" long.	DTD323	A - B
C.187921/68	Flap air, union to air release valve.	3/16" o/d x 22 s.w.g. x 1'.7" long.	DTD323	A - A
C.187921/69	Flap air, air release valve to union.	3/16" o/d x 22 s.w.g. x 2'.7" long.	DTD323	A - A
C.187921/70	Flap air, union to bulkhead connection.	3/16" o/d x 22 s.w.g. x 3'.1"	DTD323	B - A

FOR END FITTINGS SEE ILLUSTRATIONS

PART NO	DESCRIPTION	SIZE & CUTTING LENGTH	MATL SPECN	END FITTINGS
C.187921/71	Flap air, bulkhead connection to union.	3/16" o/d x 22 s.w.g. x 1'.8" long.	DTD323	A - A
C.187921/72	Flap air, union to union.	3/16" o/d x 22 s.w.g. x 2'.8" long.	DTD323	B - A
C.187921/73	Flap air, tee-piece to gauge.	3/16" o/d x 22 s.w.g. x 7" long.	DTD323	A - C
C.187921/74	U/c 'down', union to shuttle valve.	1/4" o/d x 22 s.w.g. x 1'.5" long.	DTD323	A - A
C.187921/75	U/c 'down', shuttle valve to union.	1/4" o/d x 22 s.w.g. x 9" long.	DTD323	A - B
C.187921/76	U/c air, tee-piece to shuttle valve.	3/16" o/d x 22 s.w.g. x 7" long.	DTD323	A - A
C.187921/77	Pressure, tee-piece to union.	1/4" o/d x 22 s.w.g. x 1'.0" long.	DTD323	A - B
C.187921/78	Pressure bulkhead connection to union.	3/16" o/d x 22 s.w.g. x 2'.8" long.	DTD323	A - B
C.187921/79	Port brake bulkhead connection to union.	3/16" o/d x 22 s.w.g. x 2'.5" long.	DTD323	A - B
C.187921/80	Starboard brake bulkhead connection to union.	3/16" o/d x 22 s.w.g. x 2'.7" long.	DTD323	A - B
C.187921/81	Brake air, bulkhead connection to gauge.	3/16" o/d x 22 s.w.g. x 1'.4" long.	DTD323	A - C

PART N ^o	DESCRIPTION	SIZE & CUTTING LENGTH	MATE SPEC ⁿ	END FITTINGS
C.187921/82	Pressure union to gauge.	3/16" o/d x 22 s.w.g. x 1'.0" long.	DTD323	A - C
C.187921/83	Port brake, union to gauge.	3/16" o/d x 22 s.w.g. x 10" long.	DTD323	A - C
C.187921/84	Starboard brake, union to gauge.	3/16" o/d x 22 s.w.g. x 10" long.	DTD323	A - C

FOR END FITTINGS SEE ILLUSTRATIONS

RESTRICTED

RESTRICTED
PIPING CHART

HAL 22377

PART N ^o	DESCRIPTION	SIZE & CUTTING LENGTH	MAT ^l SPEC ^l	END FITTINGS
<p><u>Pages U.34 to U.38 reserved for emendments.</u></p>				

RESTRICTED

RESTRICTED
PIPING CHART

PART N ^o	DESCRIPTION	SIZE & CUTTING LENGTH	MAT ^l SPEC ⁿ	END FITTINGS

RESTRICTED

RESTRICTED
PIPING CHART

HAL 2731/6

FOR END FITTINGS SEE ILLUSTRATIONS

PART N ^o	DESCRIPTION	SIZE & CUTTING LENGTH	MATE SPEC ⁿ	END FITTINGS
<u>HYDRAULICS SYSTEM - REAR FUSELAGE</u>				
B.187926/1	Pressure, flexible hose to non-return valve.	1/4" o/d x 22 s.w.g. x 5'.4" long.	DTD323	A - A
B.187926/2	Pressure, non-return valve to tee-piece.	1/4" o/d x 22 s.w.g. x 2'.0" long.	DTD323	A - A
B.187926/4	Pressure, tee-piece to tee-piece.	1/4" o/d x 22 s.w.g. x 7" long.	DTD323	A - A
B.187926/6	Pressure, valve to tee-piece.	1/4" o/d x 22 s.w.g. x 1'.5" long.	DTD323	A - A
B.187926/7	Pressure, tee-piece to flexible hose.	1/4" o/d x 22 s.w.g. x 6" long.	DTD323	A - A
B.187926/8	Return, flexible hose to non-return valve.	1/4" o/d x 22 s.w.g. x 7'.1" long.	DTD323	A - A
B.187926/10	Return, tee-piece to valve.	1/4" o/d x 22 s.w.g. x 9" long.	DTD323	A - A
B.187926/11	Return, valve to flexible hose.	1/4" o/d x 22 s.w.g. x 1'.5" long.	DTD323	A - A
B.187926/12	Return, tee-piece to thermal relief valve.	3/16" o/d x 22 s.w.g. x 9" long.	DTD323	A - A
B.187926/13	Return, thermal relief valve to tee-piece.	3/16" o/d x 22 s.w.g. x 7" long.	DTD323	A - A
B.187926/14	Charging, accumulator to charging connector.	3/16" o/d x 22 s.w.g. x 8" long.	DTD323	A - A

RESTRICTED

PIPING CHART

RESTRICTED

PART N ^o	DESCRIPTION	SIZE & CUTTING LENGTH	MAT ^l SPEC ⁿ	END FITTINGS
<u>HYDRAULIC SYSTEM OUTER WINGS</u>				
C.189160/1	Pressure, port wing brake to union.	3/8" o/d x 22 s.w.g. x 2'.2" long.	DTD323	B - A
C.189160/4	Return, port wing brake to union.	3/8" o/d x 22 s.w.g. x 1'.10" long.	DTD323	B - A
C.189160/5	Return, port wing, union to 4 way piece.	3/8" o/d x 22 s.w.g. x 2'.2" long.	DTD323	B - A
C.189160/6	Return, port wing 4 way piece to flap control valve.	3/8" o/d x 22 s.w.g. x 11" long.	DTD323	A - A
C.189160/9	Return, port wing 4 way piece to non-return valve.	1/4" o/d x 22 s.w.g. x 8" long.	DTD323	A - A
C.189160/11	Return, port wing, union to flexible hose.	1/4" o/d x 22 s.w.g. x 9'.1" long.	DTD323	A - A
C.189160/16	U/c 'up', port wing break tee-piece to union.	1/4" o/d x 22 s.w.g. x 1'.1" long.	DTD323	A - A
C.189160/18	U/c 'up', port wing, union to union.	1/4" o/d x 22 s.w.g. x 2'.5" long.	DTD323	B - A
C.189160/21	U/c 'up', port wing, union to pressure regulating valve.	1/4" o/d x 22 s.w.g. x 2'.0" long.	DTD323	A - A
C.189160/22	U/c 'up', pressure regulating valve to port wing break.	1/4" o/d x 22 s.w.g. x 2'.0" long.	DTD323	A - B
C.189160/23	U/c 'up', port wing break union to union.	1/4" o/d x 22 s.w.g. x 1'.7" long.	DTD323	A - B
C.189160/26	U/c 'down', port wing break union to union.	1/4" o/d x 22 s.w.g. x 1'.6" long.	DTD323	A - B
FOR END FITTINGS SEE ILLUSTRATIONS				

RESTRICTED

HAL 2751/6

PART N ^o	DESCRIPTION	SIZE & CUTTING LENGTH	MATL SPEC ⁿ	END FITTINGS
C.189160/28	Wheel brake, port wing break union to union.	1/4" o/d x 22 s.w.g. x 9" long.	DTD323	B - A
C.189160/29	Wheel brake, port wing, union to union.	1/4" o/d x 22 s.w.g. x 2'.0" long.	DTD323	B - A
C.189160/30	Wheel brake, port wing, union to union.	1/4" o/d x 22 s.w.g. x 2'.3" long.	DTD323	B - A
C.189160/35	Power assisted aileron, port wing break, union to union.	1/4" o/d x 22 s.w.g. x 1'.2" long.	DTD323	A - A
C.189160/36	Power assisted aileron, port wing, union to union.	1/4" o/d x 22 s.w.g. x 2'.2" long.	DTD323	B - B
C.189160/39	Power assisted aileron, port wing, union to tee-piece.	1/4" o/d x 22 s.w.g. x 2'.10" long.	DTD323	A - A
C.189160/40	Power assisted aileron, port wing, tee-piece to flexible hose.	1/4" o/d x 22 s.w.g. x 3" long.	DTD323	A - A
C.189160/44	Flap up, port wing, tee-piece to tee-piece.	1/4" o/d x 22 s.w.g. x 5" long.	DTD323	A - A
C.189160/46	Flap up, port wing, tee-piece to bleed adapter.	1/4" o/d x 22 s.w.g. x 8" long.	DTD323	A - A
C.189160/49	Flap up, union to port wing break union.	1/4" o/d x 22 s.w.g. x 1'.6" long.	DTD323	B - A
C.189160/50	Flap up, port wing, tee-piece to thermal relief valve.	3/16" c/d x 22 s.w.g. x 1'.0" long.	DTD323	A - A

RESTRICTED

RESTRICTED
PIPING CHART

PART N ^o	DESCRIPTION	SIZE & CUTTING LENGTH	MATL SPEC ⁿ	END FITTINGS
C.189160/53	Flap down, port wing, shuttle valve to throttling valve.	1/4" o/d x 22 s.w.g. x 9" long.	DTD323	A - A
C.189160/57	Flap down, port wing, throttling valve to union.	1/4" o/d x 22 s.w.g. x 3'.0" long.	DTD323	A - A
C.189160/58	Flap down, union to port wing break union.	1/4" o/d x 22 s.w.g. x 1'.5" long.	DTD323	B - B
C.189160/59	Flap air, port wing break union to union.	3/16" o/d x 22 s.w.g. x 1'.5" long.	DTD323	A - A
C.189160/60	Flap air, port wing, union to union.	3/16" o/d x 22 s.w.g. x 1'.5" long.	DTD323	B - A
C.189160/61	Flap air, port wing, union to union.	3/16" o/d x 22 s.w.g. x 2'.4" long.	DTD323	B - A
C.189160/62	Flap air, port wing, union to fluid jettison valve.	3/16" o/d x 22 s.w.g. x 1'.10" long.	DTD323	B - A
C.189160/68	Oil jettison, port wing, jettison valve to atmosphere.	3/8" o/d x 22 s.w.g. x 1'.2" long.	DTD323	A
C.189161/1	Pressure starboard wing break to union to union.	3/8" o/d x 22 s.w.g. x 11" long.	DTD323	A - A
C.189161/2	Pressure, starboard wing, union to union.	3/8" o/d x 22 s.w.g. x 1'.11" long.	DTD323	B - B
C.189161/6	Pressure, starboard wing, union to non-return valve.	1/4" o/d x 22 s.w.g. x 1'.4" long.	DTD323	A - A
FOR END FITTINGS SEE ILLUSTRATIONS				

PART N ^o	DESCRIPTION	SIZE & CUTTING LENGTH	MATL SPEC ⁿ	END FITTINGS
C.189161/7	Pressure, starboard wing, non-return valve to tee-piece.	1/4" o/d x 22 s.w.g. x 7" long.	DTD323	A - A
C.189161/8	Pressure, starboard wing, tee-piece to tee-piece.	1/4" o/d x 22 s.w.g. x 1'.0" long.	DTD323	A - A
C.189161/9	Pressure, starboard wing, tee-piece to aileron control valve.	1/4" o/d x 22 s.w.g. x 7" long.	DTD322	A - A
C.189161/11	Pressure, starboard wing, tee-piece to thermal relief valve.	3/16" o/d x 22 s.w.g. x 1'.0" long.	DTD322	A - A
C.189161/13	Return, starboard wing, tee-piece to tee-piece.	1/2" o/d x 22 s.w.g. x 11" long.	DTD323	A - A
C.189161/15	Return, starboard wing, tee-piece to tee-piece.	1/4" o/d x 22 s.w.g. x 9" long.	DTD323	A - A
C.189161/17	Return, starboard wing, tee-piece to thermal relief valve.	3/16" o/d x 22 s.w.g. x 8" long.	DTD323	A - A
C.189161/19	Return, starboard wing, tee-piece to non-return valve.	1/4" o/d x 22 s.w.g. x 5" long.	DTD323	A - A
C.189161/20	Return, starboard wing, non-return valve to tee-piece.	1/4" o/d x 22 s.w.g. x 6" long.	DTD323	A - A
C.189161/24	Return, starboard wing, union to flexible hose.	1/4" o/d x 22 s.w.g. x 9'.4" long.	DTD323	B - A
C.189161/25	Return, starboard wing, tee-piece to thermal relief valve.	3/16" o/d x 22 s.w.g. x 8" long.	DTD323	A - A

RESTRICTED

RESTRICTED

RESTRICTED

PART N ^o	DESCRIPTION	SIZE & CUTTING LENGTH	MATL SPEC ⁿ	END FITTINGS
C.189161/32	U/c 'up', starboard wing, tee-piece to union.	3/8" o/d x 22 s.w.g. x 1'.6" long.	DTD323	A - B
C.189161/33	U/c 'up', union to starboard wing break.	3/8" o/d x 22 s.w.g. x 11" long.	DTD323	A - A
C.189161/34	U/c 'up', starboard wing, 4 way piece to tee-piece.	1/4" o/d x 22 s.w.g. x 9" long.	DTD323	A - A
C.189161/35	U/c 'up', tee-piece to starboard wing break.	1/4" o/d x 22 s.w.g. x 2'.8" long.	DTD323	A - A
C.189161/39	U/c 'up', starboard wing, pressure regulating valve to union.	1/4" o/d x 22 s.w.g. x 2'.0" long.	DTD323	A - B
C.189161/41	U/c 'up', starboard wing, tee-piece to thermal return valve.	3/16" o/d x 22 s.w.g. x 11" long.	DTD323	A - A
C.189161/42	U/c 'up', starboard wing break to union.	1/4" o/d x 22 s.w.g. x 1'.8" long.	DTD323	B - A
C.189161/43	U/c 'up', starboard wing, union to restrictor valve.	1/4" o/d x 22 s.w.g. x 11" long.	DTD323	B - A
C.189161/45	U/c 'down', starboard wing, u/c control valve to tee-piece.	3/8" o/d x 22 s.w.g. x 1'.1" long.	DTD323	A - A
C.189161/46	U/c 'down', starboard wing, tee-piece to shuttle valve.	3/8" o/d x 22 s.w.g. x 1'.2" long.	DTD323	A - A
C.189161/47	U/c 'down', starboard wing, shuttle valve to union.	1/4" o/d x 22 s.w.g. x 2'.9" long.	DTD323	A - B
C.189161/48	U/c 'down', union to starboard wing break.	1/4" o/d x 22 s.w.g. x 1'.7" long.	DTD323	A - B
FOR END FITTINGS SEE ILLUSTRATIONS				

RESTRICTED

RESTRICTED
PIPING CHART

PART NO	DESCRIPTION	SIZE & CUTTING LENGTH	MATL SPEC ^M	END FITTINGS
C.189161/52	U/c 'down', starboard wing, union to union.	3/8" o/d x 22 s.w.g. x 1'.10" long.	DTD323	B - B
C.189161/53	U/c 'down', union to starboard wing break.	3/8" o/d x 22 s.w.g. x 8" long.	DTD323	A - A
C.189161/54	U/c 'down', starboard wing, tee-piece to thermal relief valve.	3/16" o/d x 22 s.w.g. x 2'.0" long.	DTD323	A - A
C.189161/55	U/c air, starboard wing break to union.	3/16" o/d x 22 s.w.g. x 2'.1" long.	DTD323	A - B
C.189161/58	Oil jettison, starboard wing, jettison valve to atmosphere.	3/8" o/d x 22 s.w.g. x 1'.2" long.	DTD323	A
C.189161/59	Wheel brake, starboard wing break to union.	1/4" o/d x 22 s.w.g. x 2'.0" long.	DTD323	A - B
C.189161/60	Wheel brake, starboard wing, union to union.	1/4" o/d x 22 s.w.g. x 2'.0" long.	DTD323	A - B
C.189161/65	Power assisted aileron, starboard wing, aileron control valve to tee-piece.	1/4" o/d x 22 s.w.g. x 5" long.	DTD323	A - A
C.189161/67	Power assisted aileron, starboard wing, union to tee-piece.	1/4" o/d x 22 s.w.g. x 9'.0" long.	DTD323	B - A
C.189161/68	Power assisted aileron, starboard wing, tee-piece to flexible hose.	1/4" o/d x 22 s.w.g. x 3" long.	DTD323	A - A
C.189161/71	Power assisted aileron, union to starboard wing break.	1/4" o/d x 22 s.w.g. x 1'.11" long.	DTD323	B - A
C.189161/75	Flap down, starboard wing break to union.	1/4" o/d x 22 s.w.g. x 1'.5" long.	DTD323	B - A

PART N ^o	DESCRIPTION	SIZE & CUTTING LENGTH	MATS SPEC ⁿ	END FITTINGS
<u>INSTRUMENT PANELS</u>				
A.191177/1	Static, rate of climb indicator to airspeed indicator.	5/16" o/d x 22 s.w.g. x 1'.4" long.	T.9	Plain
A.191177/2	Static, airspeed indicator to machmeter.	5/16" o/d x 22 s.w.g. x 10" long.	T.9	Plain
A.191177/3	Static, machmeter to altimeter.	5/16" o/d x 22 s.w.g. x 10" long.	T.9	Plain
A.191177/4	Static, altimeter to static connection.	5/16" o/d x 22 s.w.g. x 10" long.	T.9	Plain
A.191177/5	Pressure, airspeed indicator to machmeter.	5/16" o/d x 22 s.w.g. x 9" long.	T.9	Plain
A.191177/6	Pressure, machmeter to pitot connector.	5/16" o/d x 22 s.w.g. x 1'.2" long.	T.9	Plain

RESTRICTED

RESTRICTED

RESTRICTED

PART NO	DESCRIPTION	SIZE & CUTTING LENGTH	MATL SPEC#	END FITTINGS
<u>PITOT INSTALLATION - CENTRE FUSELAGE</u>				
B.196210/1	Pressure, joint to joint.	5/16" o/d x 22 s.w.g. x 1'.8" long.	L54 or T9	Plain
B.196210/2	Static, joint to joint.	5/16" o/d x 22 s.w.g. x 2'.0" long.	L54 or T9	Plain
B.196210/3	Pressure, joint to tee-piece.	5/16" o/d x 22 s.w.g. x 1'.1" long.	L54 or T9	Plain
B.196210/4	Static, joint to tee-piece.	5/16" o/d x 22 s.w.g. x 10" long.	L54 or T9	Plain
B.196210/7	Pressure, tee-piece to tee-piece.	5/16" o/d x 22 s.w.g. x 3'.1" long.	L54 or T9	Plain
B.196210/8	Static, tee-piece to tee-piece.	5/16" o/d x 22 s.w.g. x 3'.7" long.	L54 or T9	Plain
A.199603/1	Pressure, tee-piece to joint.	5/16" o/d x 22 s.w.g. x 4'.2" long.	L54 or T9	Plain
A.199603/2	Static, tee-piece to joint.	5/16" o/d x 22 s.w.g. x 3'.7" long.	L54 or T9	Plain
A.199603/3	Pressure, joint to joint.	5/16" o/d x 22 s.w.g. x 3'.7" long.	L54 or T9	Plain
A.199603/4	Static, joint to joint.	5/16" o/d x 22 s.w.g. x 3'.6" long.	L54 or T9	Plain

FOR END FITTINGS SEE ILLUSTRATIONS

PART N ^o	DESCRIPTION	SIZE & CUTTING LENGTH	MATE SPEC ⁿ	END FITTINGS
<u>PITOT INSTALLATION - FRONT FUSELAGE</u>				
B.187565/1	Pressure, flexible pipe to tee-piece.	5/16" o/d x 22 s.w.g. x 1'.8" long.	L54 or T9	Plain
B.187565/2	Static, flexible pipe to tee-piece.	5/16" o/d x 22 s.w.g. x 1'.6" long.	L54 or T9	Plain
B.187565/3	Pressure, tee-piece to joint.	5/16" o/d x 22 s.w.g. x 2'.8" long.	L54 or T9	Plain
B.187565/4	Static, tee-piece to joint.	5/16" o/d x 22 s.w.g. x 2'.8" long.	L54 or T9	Plain
B.187565/5	Pressure, joint to joint.	5/16" o/d x 22 s.w.g. x 2'.0" long.	L54 or T9	Plain
B.187565/6	Static, joint to joint.	5/16" o/d x 22 s.w.g. x 1'.8" long.	L54 or T9	Plain
B.187565/7	Pressure, joint to bulkhead connection.	5/16" o/d x 22 s.w.g. x 1'.5" long.	L54 or T9	Plain
B.187565/8	Static, joint to tee-piece.	5/16" o/d x 22 s.w.g. x 1'.3" long.	L54 or T9	Plain
B.187565/9	Static, tee-piece to elbow union.	5/16" o/d x 22 s.w.g. x 8" long.	L54 or T9	Plain
B.187565/10	Static, tee-piece to bulkhead connection.	5/16" o/d x 22 s.w.g. x 5" long.	L54 or T9	Plain

PART N ^o	DESCRIPTION	SIZE & CUTTING LENGTH	MAT ^l SPEC ⁿ	END FITTINGS
B.187565/11	Pressure, bulkhead connection to joint.	5/16" o/d x 22 s.w.g. x 3'.1" long.	L54 or T9	Plain
B.187565/12	Static, bulkhead connection to joint.	5/16" o/d x 22 s.w.g. x 2'.10" long.	L54 or T9	Plain
FOR END FITTINGS SEE ILLUSTRATIONS				

HAL 2724/7

RESTRICTED

PART NO	DESCRIPTION	SIZE & CUTTING LENGTH	MATS SPECN	END FITTINGS
<u>PITOT INSTALLATION - WINGS.</u>				
A.196449/1	Pressure, union to elbow.	5/16" o/d x 22 s.w.g. x 7 ¹ / ₂ " long.	L54 or T9	Plain
A.196449/2	Static, union to elbow.	5/16" o/d x 22 s.w.g. x 10 ¹ / ₂ " long.	L54 or T9	Plain
A.196449/3	Pressure, elbow to union.	5/16" o/d x 22 s.w.g. x 2'.0" long.	L54 or T9	Plain
A.196449/4	Static, elbow to union.	5/16" o/d x 22 s.w.g. x 1'.9" long.	L54 or T9	Plain
A.196449/5	Pressure, union to tee-piece.	5/16" o/d x 22 s.w.g. x 2'.0" long.	L54 or T9	Plain
A.196449/6	Static, union to tee-piece.	5/16" o/d x 22 s.w.g. x 2'.1" long.	L54 or T9	Plain
A.196449/7	Pressure, tee-piece to union.	5/16" o/d x 22 s.w.g. x 2'.7" long.	L54 or T9	Plain
A.196449/8	Static, tee-piece to union.	5/16" o/d x 22 s.w.g. x 3'.0" long.	L54 or T9	Plain
A.196449/9	Pressure, union to union.	5/16" o/d x 22 s.w.g. x 8'.10" long.	L54 or T9	Plain
A.196449/10	Static, union to union.	5/16" o/d x 22 s.w.g. x 8'.8" long.	L54 or T9	Plain

FOR END FITTINGS SEE ILLUSTRATIONS

RESTRICTED

RESTRICTED

PART N ^o	DESCRIPTION	SIZE & CUTTING LENGTH	MATE SPEC ⁿ	END FITTINGS
A.196449/11	Pressure, union to tee-piece.	5/16" o/d x 22 s.w.g. x 3'.7" long.	L54 or T9	Plain
A.196449/12	Static, union to tee-piece.	5/16" o/d x 22 s.w.g. x 3'.8" long.	L54 or T9	Plain
A.196449/13	Pressure, tee-piece to pressure head (Pre Mod.33).	5/16" o/d x 22 s.w.g. x 9" long.	L54 or T9	Plain
A.196449/14	Static, tee-piece to static head (Pre Mod.33).	5/16" o/d x 22 s.w.g. x 9" long.	L54 or T9	Plain
A.196449/31	Pressure, tee-piece to pressure head (Mod.33).	5/16" o/d x 22 s.w.g. x 9" long.	L54 or T9	Plain
A.196449/32	Static, tee-piece to static head (Mod.33).	5/16" o/d x 22 s.w.g. x 9" long.	L54 or T9	Plain
A.196449/33	Pressure, union to tee-piece (Mod.33).	5/16" o/d x 22 s.w.g. x 3'.7" long.	L54 or T9	Plain
A.196449/34	Static, union to tee-piece (Mod.33).	5/16" o/d x 22 s.w.g. x 3'.8" long.	L54 or T9	Plain
FOR END FITTINGS SEE ILLUSTRATIONS				

RESTRICTED

RESTRICTED
PIPING CHART

44-1117

RESTRICTED

PART N ^o	DESCRIPTION	SIZE & CUTTING LENGTH	MAT ^l SPEC ^h	END FITTINGS
<u>PRESSURISATION, CENTRE FUSELAGE</u>				
B.190885/1	Drain, for pre-cooler.	3/8" o/d x 22 s.w.g. x 2'.6" long.	DTD253	A - A
B.190885/2	Drain, for inter-cooler.	3/8" o/d x 22 s.w.g. x 2'.6" long.	DTD253	A - A
B.190885/3	From connection on hot air pipe to by-pass valve.	1/4" o/d x 22 s.w.g. x 1'.0" long.	DTD253	A - A
B.190885/4	From connection on cold air pipe to by-pass valve.	1/4" o/d x 22 s.w.g. x 2'.8" long.	DTD253	A - A
B.190885/5	From connection on pre-cooler outlet pipe to union in top skin.	1/4" o/d x 22 s.w.g. x 1'.0" long.	DTD253	A - A
B.190885/6	From bulkhead union at frame 18 to union.	1/4" o/d x 22 s.w.g. x 5'.9" long.	DTD253	A - A
B.190885/7	From union in top skin to union.	1/4" o/d x 22 s.w.g. x 5'.6" long.	DTD253	A - D

FOR END FITTINGS SEE ILLUSTRATIONS

RESTRICTED
PIPING CHART

NAV. 22347

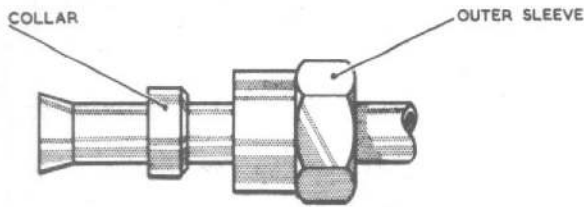
RESTRICTED

PART N ^o	DESCRIPTION	SIZE & CUTTING LENGTH	MAT ^l SPEC ⁿ	END FITTINGS
<u>PRESSURISATION FRONT FUSELAGE</u>				
C.185829/1	From connection at frame 18 to non-return valve at pressure diaphragm.	1/4" o/d x 22 s.w.g. x 4'.4" long. . . .	DTD253	A - A
C.185829/2	From banjo at reducing valve to connection at pressure diaphragm.	1/4" c/d x 22 s.w.g. x 7" long.	DTD253	A - A
C.185829/3	From connection at diaphragm to electro-magnetic valve inlet.	1/4" c/d x 22 s.w.g. x 2'.8" long.	DTD253	A - A
C.185829/4	From electro-magnetic valve, atmosphere connection to air extractor duct.	1/4" o/d x 22 s.w.g. x 9" long.	DTD253	A - A
C.185829/5	From electro-magnetic valve, outlet connection at pressure diaphragm.	1/4" c/d x 22 s.w.g. x 3'.7" long.	DTD253	A - A
C.185829/7	From connection at pressure diaphragm to hood seat connection.	1/4" o/d x 22 s.w.g. x 1'.8" long.	DTD253	A - Bead
C.185829/8	From banjo at reducing valve to electro-magnetic valve inlet.	1/4" o/d x 22 s.w.g. x 1'.4" long.	DTD253	A - A
C.185829/9	From electro-magnetic valve, atmosphere connection to connection at pressure.	1/4" o/d x 22 s.w.g. x 3'.3" long.	DTD253	A - A
C.185829/10	From connection at diaphragm to air extractor duct.	1/4" o/d x 22 s.w.g. x 1'.2" long.	DTD253	A - A
C.185829/11	From electro-magnetic valve, outlet connection, to air extractor valve.	1/4" o/d x 22 s.w.g. x 2'.6" long.	DTD253	A - A

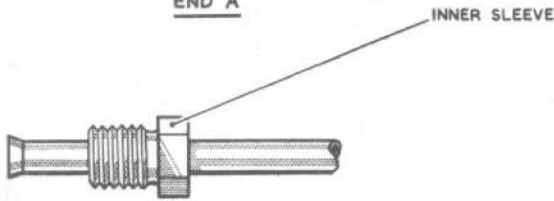
FOR END FITTINGS SEE ILLUSTRATIONS

RESTRICTED

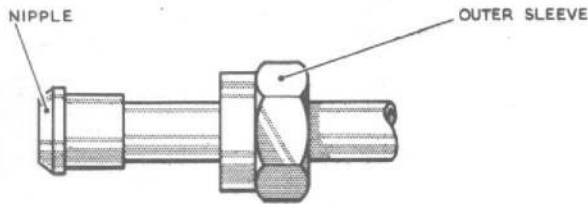
PART N ^o	DESCRIPTION	SIZE & CUTTING LENGTH	MATE SPEC ⁿ	END FITTINGS
C.185829/14	From connection to connection.	1/4" o/d x 22 s.w.g. x 1'.11" long.	DTD253	D - A
C.185829/15	From connection to banjo at reducing valve.	1/4" o/d x 22 s.w.g. x 4'.0" long.	DTD253	D - A
C.185829/16	From combined valve unit to connection at frame 6.	1/4" o/d x 22 s.w.g. x 1'.8" long.	DTD253	A - A
C.185829/17	From connection at frame 6, to pressure controlled, discharge connection.	1/4" o/d x 22 s.w.g. x 1'.5" long.	DTD253	A - A
C.185829/18	From guard at frame 6, to connection at frame 6.	1/4" o/d x 22 s.w.g. x 1'.8" long.	DTD253	A - A
C.185829/19	From water extractor to drainage vent.	3/16" o/d x 22 s.w.g. x 1'.8" long.	DTD253	E - Plain
C.185829/20	From Connection to connection.	1/4" o/d x 22 s.w.g. x 2'.3" long.	DTD253	D - A
C.185829/21	From seal test connection at frame 6 to connection.	1/4" o/d x 22 s.w.g. x 2'.10".	DTD253	A - A
FOR END FITTINGS SEE ILLUSTRATIONS				



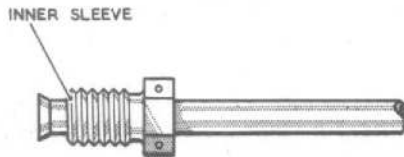
END A



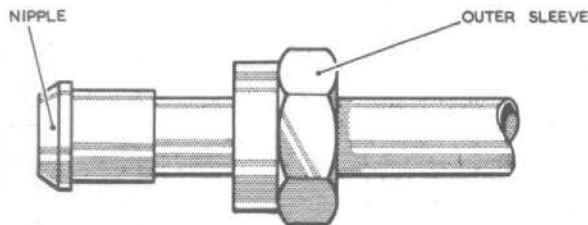
END B



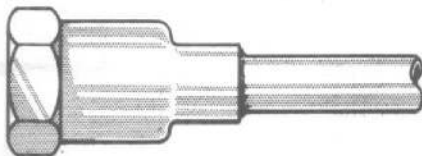
END C



END D



END E



END F

O/D OF PIPE	END A			
	OUTER SLEEVE		COLLAR	
	PART N°	REF N°	PART N°	REF N°
3/16	AGS.904.A	28 F/5721	AGS.952.A	28F/6344
1/4	AGS.904.B	28 F/5722	AGS.952.B	28F/6353
5/16	AGS.904.BB	28 F/5723	AGS.952.BB	28F/8297
3/8	AGS.904.C	28 F/5604	AGS.952.C	28F/7245
7/16	AGS.904.C	28 F/5724	F 183351	26AQ/2677
1/2	AGS.904.D	28 F/5605	AGS.952.D	28F/6354
5/8	AGS.904.D	28 F/5606	AGS.952.D	28F/6355

O/D OF PIPE	END B	
	INNER SLEEVE	
	PART N°	REF N°
3/16	AGS.1218.A	28F/11280
1/4	AGS.1218.B	28F/11281
3/8	AGS.1218.C	28F/11283

O/D OF PIPE	END C			
	OUTER SLEEVE		NIPPLE	
	PART N°	REF N°	PART N°	REF N°
3/16	AGS.1217.A	28M/11292	AGS.209.A	28N/738
3/8	AGS.1217.C	28M/11294	AGS.209.D	28N/741
1/2	AGS.1217.D	28M/11297	AGS.209.F	28N/743

O/D OF PIPE	END D	
	INNER SLEEVE	
	PART N°	REF N°
3/16	AGS.905.A	28F/5715
1/4	AGS.905.B	28F/5716

O/D OF PIPE	END E			
	OUTER SLEEVE		NIPPLE	
	PART N°	REF N°	PART N°	REF N°
3/16	AGS.1187.A	28M/	AGS.209.A	28N/738
1/2	AGS.1187.D	28M/9500	AGS.209.F	28N/743

O/D OF PIPE	END F	
	CONNECTION	
	PART N°	REF N°
5/16	F 172505	



*



This file was downloaded
from the RTFM Library.

Link: www.scottbouch.com/rtfm

Please see site for usage terms,
and more aircraft documents.

ENGINE
INHIBITED
DO NOT
TURN
PROP