

PART VI
ILLUSTRATIONS

List of Figures

Cockpit—port side	1
Cockpit—forward view	2
Cockpit—starboard side	3

KEY TO FIGURE 1

1. Cabin temperature control
2. Cabin temperature selector
3. Cabin pressure control switch
4. Hood motor circuit braker
5. Inverter selector switch
6. Undercarriage emergency air pressure gauge
7. Flaps emergency air pressure gauge
8. Cabin pressure warning test switch
9. Brakes accumulator pressure gauge
10. Flood flow control switch
11. L.P. fuel cock control
12. Airbrake test switch
13. Hood rails locked indicator
14. V.H.F. control units
15. Hood clutch selector
16. Hood control switch
17. Green Salad AZM/ELEV switch
18. Green Salad VHF NORMAL/HOME switch
19. Green Salad MAX/MIN switch
20. R.P. selector switch
21. Telebriefing push switch
22. Telebriefing warning light
23. Radar ranging target reject switch
24. Radar presentation switch
25. GGS selector dimmer
26. Hood jettison handle
27. Tailplane interconnection switch
28. Tailplane standby motor control
29. J.p.t. control switch
30. Rudder/aileron trim position indicator
31. Rudder/aileron trim control
32. Aileron trim control lock
33. Airbrake control switch
34. Relight switch
35. VHF press-to-transmit switch

KEY TO FIGURE 2

36. Airbrake position indicator
37. Undercarriage emergency lowering control
38. Undercarriage warning light
39. Undercarriage position indicator
40. Undercarriage selector buttons
41. Flaps emergency lowering control
42. Hydraulic pressure warning light
43. Aileron power selector switch and indicator
44. Elevator power selector switch and indicator
45. Fuel level 650 lb. warning lights
46. Outboard stores jettison pushbutton
47. Inboard stores jettison pushbutton
48. Clear aircraft switch
49. RP Ripple/Normal switch
50. Bomb fusing switch
51. Bombs or inner tanks/RP switch

RESTRICTED

Key to Figure 2—continued

52. Spin, aileron neutral white datum
53. Inverter changeover indicator
54. Mk. 8 GGS
55. Radar ranging lights
56. Fire extinguisher pushbutton and warning light
57. Accelerometer
58. Autostabiliser switch (inoperative)
59. GGS master switch
60. D.M.E. indicator
61. Green Salad indicator
62. Cabin pressure altimeter
63. Cabin pressure warning light
64. Oxygen contents gauge
65. Camera aperture switch
66. Audio warning cut-off switch
67. Fuel low pressure warning switch
68. Turn and slip indicator normal/emergency supply switch
69. Generator failure warning lights
70. Ignition switch
71. Engine starter pushbutton
72. Engine starter master switch
73. Pressure head heater switch
74. Camera master switch
75. Rudder pedals adjuster
76. Battery master switch
77. Oil pressure gauge
78. Flaps position indicator
79. Flaps control
80. Radar ranging on/off switch
81. Radar ranging indicator
82. Triple pressure gauge

KEY TO FIGURE 3


83. Port outboard drop tank empty indicator (starboard similar)
84. Port fuel gauge (starboard similar)
85. Mk. 17E oxygen regulator
86. Explosion suppression normal/reset switch
87. Explosion suppression indicator light
88. Emergency lamp switch
89. Compass lamp normal/standby switch
90. Engine anti-icing indicator
91. Engine anti-icing switch
92. U/V lamps on/off dimmer switch
93. Red lamps on/off dimmer switches
94. Navigation lights switch
95. Anti-G system on/off cock
96. Anti-G system test button
97. Anti-G system pressure gauge
98. Port booster pump circuit breaker
99. Starboard booster pump circuit breaker

RESTRICTED


Key to Figure 3—continued


- 100. Engine starter circuit breaker
- 101. Mk. 4F compass test panel
- 102. No. 1 inverter circuit breaker
- 103. No. 2 inverter circuit breaker
- 104. Booster pumps test switch
- 105. Fire warning circuit test switch
- 106. Butt test switch
- 107. Rebecca control panel
- 108. I.F.F. switches
- 109. Emergency oxygen manual control
- 110. Port fuel tank selector switch (starboard similar)
- 111. Port fuel tanks wing/rear indicator (starboard similar)
- 112. Port fuel tanks transfer failure indicator (starboard similar)
- 113. Port booster pump on/off switch (starboard similar)
- 114. Port booster pump failure warning light (starboard similar)

RESTRICTED



COCKPIT - PORT SIDE











This file was downloaded
from the RTFM Library.

Link: www.scottbouch.com/rtfm

Please see site for usage terms,
and more aircraft documents.