

MOD. STD. NO. HUNTER 8C/Y.1 CONVERSION

13,	15,	18,	22,	24,	25,	27,	29,	30,	31,
32,	32,	33,	35,	37,	40,	41,	52,	54,	58,
61,	57,	58,	61,	68,	69,	75,	78,	84,	86,
99,	89,	91,	98,	99,	103,	104,	106,	107,	108,
E.C.126	111,	114,	123,	E.C.126	130,	132,	133,	141,	150,
160,	153,	159,	160,	167,	173,	175,	183,	185,	193,
197,	196,	197,	198,	201,	213,	215,	216,	225,	228,
238,	233,	E.C.235,	265,	275,	312,	314,	317,	322,	328,
319,	330,	331,	344,	345,	352,	357,	360,	366,	388,
357,	396,	404,	406,	416,	427,	436,	444,	446,	450,
416,	458,	468,	477,	479,	481,	483,	486,	487,	490,
468,	497,	499,	501,	508,	510,	516,	518,	527,	533,
490,	543,	546,	548,	549,	550,	557,	564,	566,	567,
527,	568,	569,	578,	579,	580,	591,	597,	605,	615,
564,	621,	640,	644,	655(A),	656,	678 (PART),	689,	689,	690,
605,	692,	694,	696,	697,	707,	708,	711,	712,	717,
690,	718 (PART)*,	724,	725,	728,	729,	730,	730,	732,	735,
729,	736,	738,	739(B),	741,	742,	747,	750,	753,	755,
759,	756,	757,	758,	759,	761,	763,	766,	767,	769,
729,	773,	776,	777,	778,	779,	780,	781,	782,	783,
759,	784,	789,	791,	792,	796,	797,	801,	806,	807,
728,	808,	811,	812,	813,	816,	820,	826,	827,	832,
757,	835,	836,	838,	843,	844,	850,	851,	852,	853,
597,	862,	865,	868,	874,	878,	886,	888,	895,	898,
689,	903,	906,	911,	912 (A & C),	913,	913,	915,	919,	921,
728,	922,	932,	933,	937,	947,	948,	956,	961,	962,
757,	963,	964,	971,	978,	983,	986,	988,	993 (PART),	
597,	996,	998,	1004,	1005,	1012,	1013,	1029,	1031,	1032,
689,	1041,	1044,	1045,	1053,	1055,	1058,	1065,	1072,	1073,
728,	1099,	1100,	1103,	1107,	1109,	1111,	1117,	1120,	1122 (PART),
757,	1124,	1125,	1128,	1133,	1134,	1138,	1140,	1141,	1142,
	1145,	1174,	1178,						

* 718 (PART) must include the following modifications :-

53,	65,	110,	138,	139,	180,	205,	223,	229,
252,	256,	266,	303 (PART),	365,	374,	390,	417,	
452,	457,	629,						

Techni

Technically Approved for D.A.I. Date 31.7.63

Inspector-in-Charge A.I.D.
Hawker Siddeley Aviation Ltd.
Hawker Blackburn Division


37

13,	15,	18,	22,	24,	25,	27,	29,	30,	31,
32,	33,	35,	37,	40,	41,	52,	54,	57,	58,
61,	68,	69,	75,	78,	84,	86,	89,	91,	98,
99,	103,	104,	106,	107,	108,	111,	114,	123,	E.C.126,
130,	132,	133,	141,	150,	153,	159,	160,	167,	173,
175,	193,	196,	197,	198,	201,	213,	215,	216,	225,
228,	233,	E.C.235,	265,	275,	314,	317,	322,	330,	
331,	344,	345,	352,	357,	360,	366,	388,	394,	396,
404,	406,	416,	427,	436,	444,	450,	458,	468,	471,
477,	479,	481,	483,	486,	487,	497,	499,	501,	508,
516,	518,	527,	533,	543,	546,	548,	549,	550,	557,
564,	566,	567,	568,	569,	578,	579,	580,	591,	597,
605,	615,	621,	640,	644,	655 Pt. 'A',	656,	689,	690,	
696,	711,	712,	718, (in part)		719,	724,	725,	727,	
728,	729,	730,	732,	735,	736,	737,	738,	742,	747,
748,	750,	757,	759.						

Technically Approved for D.A.I. Date 27/8/58

Inspector-in-Charge A.I.D.
Hawker Aircraft Ltd.

12



Introductory Sheet

Appendix 'A' Serial No. 2187

A.P.No. 4347H & Q, Volume 3, Part 2

Aircraft Type HUNTER T. Mark No. 8 & 8C Specification No. N.157D and P.

Appendix 'A' Prepared by HAWKER AIRCRAFT LIMITED. Date: February, 1958.
(Name of Contractor)

Appendix 'A' Approved by AIRCRAFT EQUIPMENT COMMITTEE Date: August, 1958.
(M.O.A. Branch)

List of Roles

The roles covered by this Schedule are:-

- Role A. Familiarization Training.
- Role B. Interceptor Training Guns only.
- Role C. Ground Attack Training Guns and R.P.
- Role D. Ground Attack Training Guns and Bombs.
- Role E. Reinforcing.

Index of Sections and Items see Pages 3 & 4.

Code: The following Code is used. The prefix N to a group indicates that the item is supplied by the Admiralty.


- S/C Service Supply/Contractor Fit.
- S/S Service Supply/Service Fit.
- S/SM Service Supply/Service Fit items which will never be fitted by the Contractor.
- SSO/C Service Supply Special Order Only/Contractors Fit.
- SSO/S Service Supply Special Order Only/Service Fit.
- C/S Contractors Supply/Service Fit.
- CSO/S Contractors Supply. Special Order Only/Service Fit.
- C/C Contractors Supply/Contractors Fit.
- CSO/C Contractors Supply. Special Order Only/Contractors Fit.

Columns:

Columns used in Appendices 'A' are defined as follows:-

- Col.1. Item Number. Col.6. Fitted by.
- Col.2. Reference Number. Col.7. Transferred with complete aircraft.
- Col.3. Description. Col.9. Unit equipment.
- Col.5. Supplied by. Col.10. Role.

Quantities in Cols.7 or 9 generally apply to both Mk.8 and Mk.8C aircraft, where quantities differ the figure in Col.7 or 9 is appropriate to the Mk.8 aircraft and the difference for Mk.8C is covered by a note in Col.3.



APPENDIX 'A' SERIAL NO.2187

INDEX.

Pages		Pages	
<u>SECTION 'A' ARMAMENT - Pages 5 to 16</u>		<u>SECTION 'B' ELECTRICAL (Continued)</u>	
Armament Electrical Services	13,14	Blocks, fuse	18
Barrels, gun	9	Blocks, terminal	19
Bombs, practice	5	Brackets, insulating	20
Box, ammunition	9	Bungs	20
Box, R.P. firing distribution	13	Bus-bars	20
Carriers, bomb, drop tank		Buttons, contact	20
or Rocket Launcher	6-8	Circuit breakers	21
Carriers, Practice bomb	8	Contactor, reversing	20
Cartridges, practice	9	Covers, block terminal	20
Cartridges, H.E.	10	Covers, vented	20
Chutes, empty cartridge case	10	Cut-outs, batteries	21
Chutes, empty link	10	Discs, blanking	21
Cooking adaptor	9	Elbow assemblies	21
Feed necks	9	Elements, sensing	22
Guns, aircraft, Aden 30 m.m.	8	Ferrules	22-24
Handles, control column	12	Flasher Unit	24
Launchers, rocket	11	Fuses	133, 24, 25
Mounting, gun	10	Gaskets	25
Nut, cradle	9	Glands	25, 26
Projectiles, rocket	5	Grommets	26
Pyrotechnics	15,16	Holders, fuse	133, 26
Release units	13	Horn, electric	26
Sights, gun G.G.S.	12,13	Indicators	27
Sockets	13	Invertors. (INVERTED-FLIGHT) ³³ _{INVERT}	27
Switch, R.P. selector	14	Lamps	28-30
Tank, empty case collector	10	Links	30
Troughs, blast	10,11	Nuts. ^{CABLE CLAMPING 31.} _{ON-LET 31.}	31
Units, control	12,13	Panels, control	31, 32
		Pillars	32
<u>SECTION 'B' ELECTRICAL - 17 to 39P</u>		Plugs	14, 17, 32, 33
Actuators	17,18	Power unit	33
Amplifier, magnetic	18	Pumps, ^{Fuel Tank Boost}	33, 34
Bars, commoning	18	Regulators, voltage	34
Batteries	17,39P	Relays	34
		Resistance units	35
		Resistors	34
		Rings, clamp	35
		Selector, temperature	35
		Shells Plug Aluminium	35
		Shrouds, coupling	35
		Shunts, ammeter	18
		Sleeves	35-37
		Sockets	13, 17, 37-39B
		Solenoids	39B
		Studs, terminal	39B
		Suppressors	39C
		Switches	39C-39L
		Tags	39M, 39N
		Terminal, lug	31, 39N, 39P
		Thimbles	39P
		Torches	39P
		Washers	39P
		Windscreen Wipers	100A
		Combs	21
		Lugs, suspension	11
		Lugs, terminal	51
		Maohmeter	62
		Mounting, attachment bracket	10
		Mounting, control	66
		Mounting, gun	71

A-122

16122

33B


33B

33B

41B

41B


41B



APPENDIX 'A' SERIAL NO.2187

INDEX (Contd)

<u>Pages</u>		<u>Pages</u>	
<u>SECTION 'C' INSTRUMENT - Pages 55-67</u>		<u>SECTION 'C' INSTRUMENTS</u> <u>(Continued)</u>	
Accelerometers	57	Thermometers, exhaust gas	57
Altimeters	58	Transmitters	62
Autostabiliser	58,59	Valves, drain	67
Camera mounting	66	Watches, wrist	63
Compasses, gyro magnetic	63		
Compasses, check steering	64	<u>SECTION 'D' AIRCRAFT SERVICES</u> <u>AND MISCELLANEOUS Pages 68-78W</u>	
Connectors, static and pressure	63	Aircrew equipment	
Control unit	60	Assembly List	68-70
Fatigue meter	60	Anti-'G' equipment	70,71
Gauges, fuel contents	55,56	Arrester gear	72
Gauges, oil pressure	56	Cabin pressure and	
Gauges, pressure	60	air cond.	72-75
Heads, pressure	61	Carriers, drop tank	78B,78C
Horizons, artificial	60	Cases, pilot's notes	78R
Indicators, air speed	61	Cover, pressure head	75
Indicators, position	61,62	Engine controls	75,76
Indicators, rate-of-climb	62	Extinguishers, fire	
Indicators, turn and slip	62	automatic	77
Machmeters	62	Flying controls	77,78
Oxygen, demand system	64-66	Fuel filter, de-icing	78A
Recorders, G.G.S.	67	Fuel, flow proportioner	78D
Recorders, V.G.	63	Fuel overload	78B,78C
Tachometer	56	Fuel system	78C-78H
Thermocouples	57	Hood operation	78H,78I
		Hydraulics	78I-78R
		Literature, Pilot's Notes	78R
		Medical kits, first aid	78S
		Parachute, back type	70
		Parachute, braking	78S
		Personal survival packs	70
		Sundries	78S,78T
		Survival equipment	78U
		Tanks, drop	78B
		Undercarriage	78U-78W
Bombs, R.P.	127,128		
Cabin Air Cond.	128,129		
Fatigue meter	129,130		
General electrics	130-134		
Gun heating & Ventilation	138		
Gyro compass	134,135		
Gyro gun sight	136-138		
Indicators, F.P.& T.	139		
Top temperature control	139,140		
Recorder, G.G.S.	67		
Recorder, V.G.	63		
Regulators, voltage	34		
Relay, hood actuator	34		
Relay, oliver pell	34		
Release units	13		
Resistance unit	35		
Resistors, follow-up	34		
Resistors, plug in	34		
Resistors, remote trimmer	34		
Resistors, series adjustable	57		
Resistors, zenith	34		
Rings, clamp	35		
Seats, ejection	69		
Selector, temperature	35		
Shells, plug	35		
Shrouds, coupling	35		
Shunts, ammeter	18		
Sights, gun	12,13		





This file was downloaded
from the RTFM Library.

Link: www.scottbouch.com/rtfm

Please see site for usage terms,
and more aircraft documents.