

RESTRICTED

SECTION 3

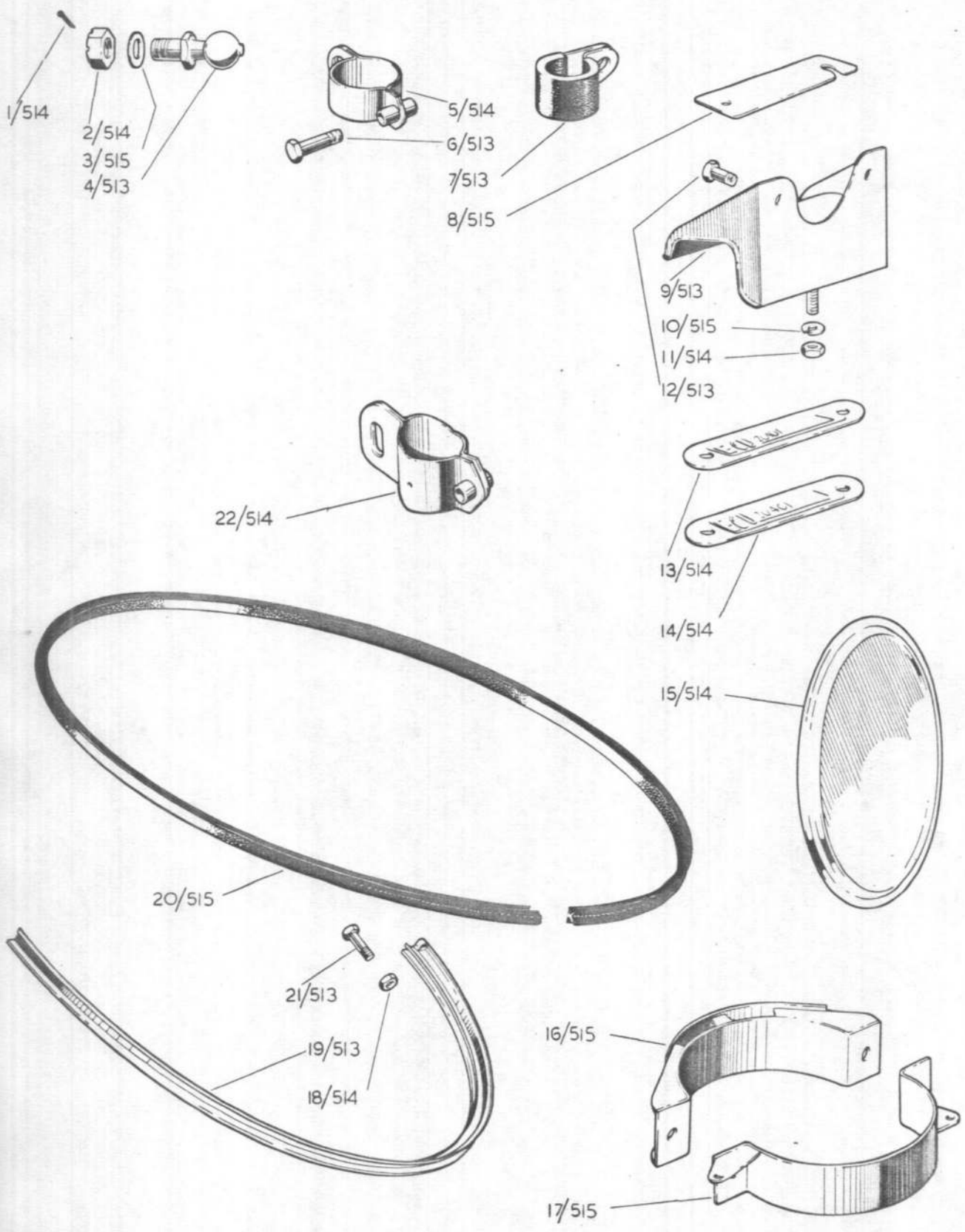
SECTION 3

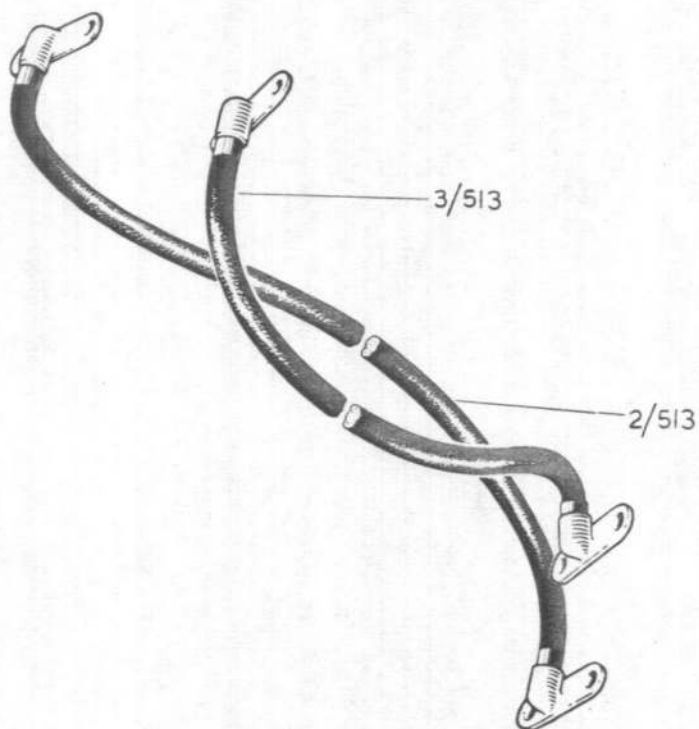
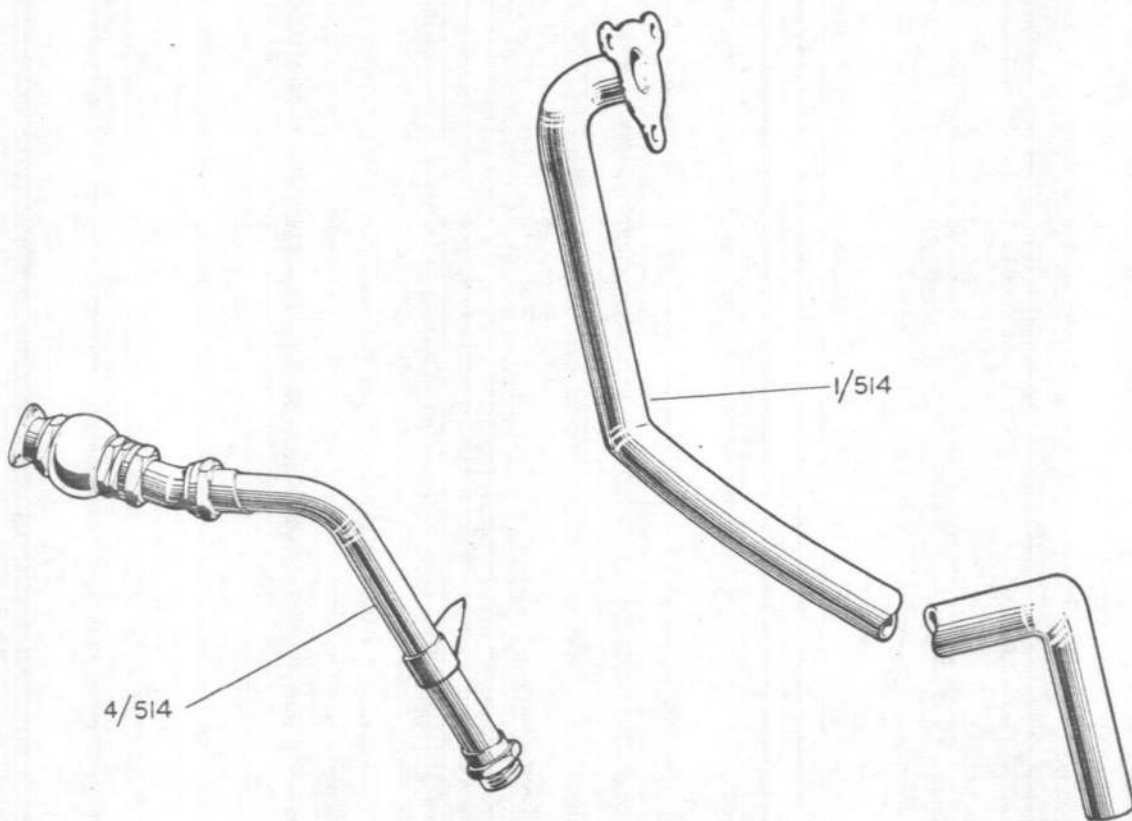
AVON ENGINE CHANGE UNIT

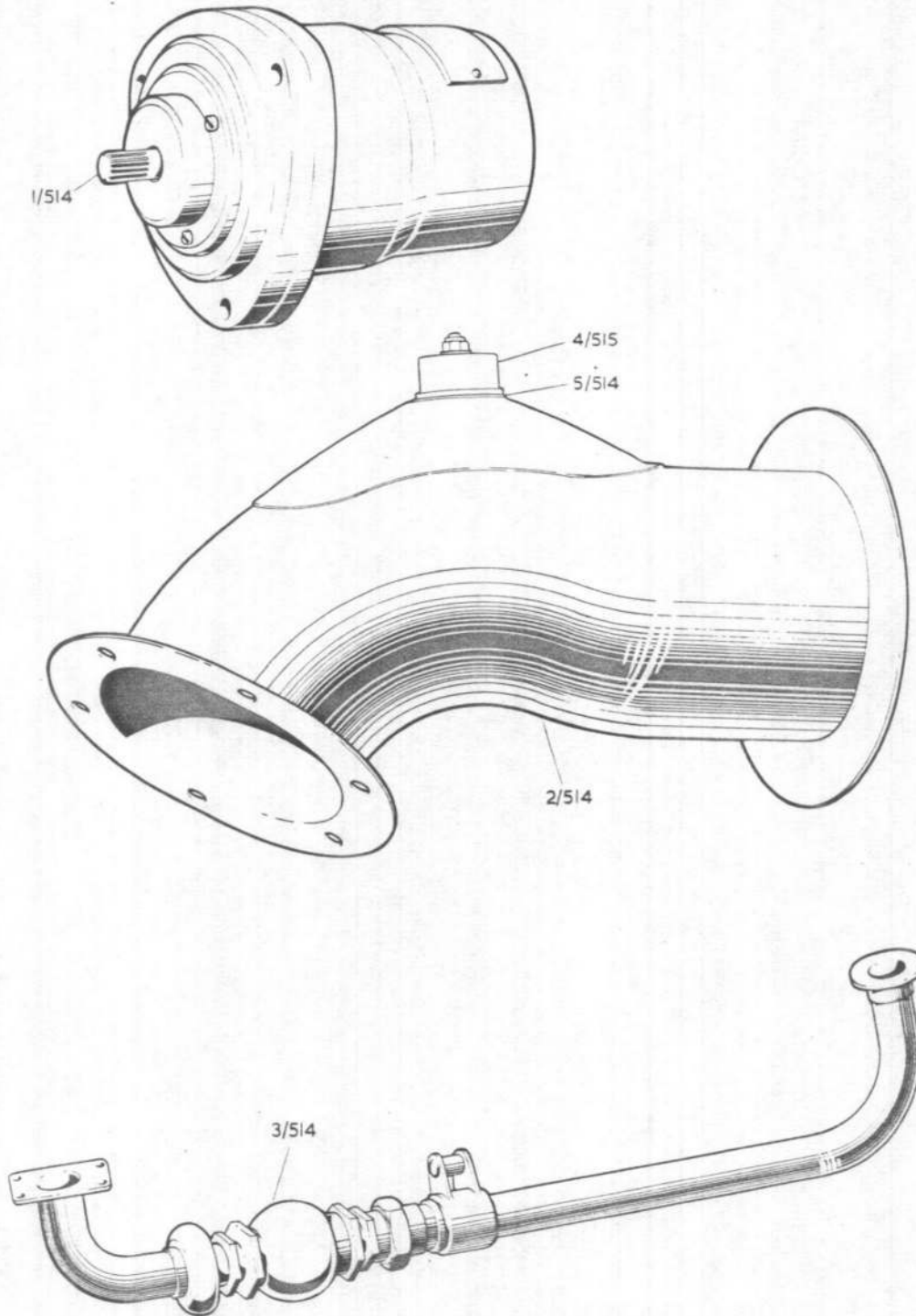
MARK 20101

AS INSTALLED IN VALIANT B. MARK 1 AND B. MARK 2 AIRCRAFT

RESTRICTED







		AVON 20101 ENGINE CHANGE UNIT	1	-		
		Complete as follows:-				
		AVON 201 ENGINE	1			
		(As shown in Section 1)				
26AT/12339VGS.1309		Ball end. engine control lever	1	-	C	81/4
-15						
28D/12512	A.25 Y.1C)	Bolt, 2 B A x .500" long, starter	4	-	C	81/12
	or)	cable heat shield and				
28D/7034	A.25 Y.1C)	clips				
28D/12537	A.25-14Cx	Bolt, 2 B A x 1.800" long, bulk-	4	-	C	81/21
		head seal channel				
28D/12534	A.25-9C	Bolt, 2 B A x 1.300" long, bulk-	4	-		
		head seal channel				
28D/12533	A.25-5C	Bolt, 2 B A x .900" long, external	2	-	C	81/6
		wheelcase breather				
-	67437/371	Bracket, drain pipe	1			
-	67437/395	Bracket, connection, electrical lead	1			
		to L P fuel filter switch				
		and 15th stage vent				
26SR/11174	67437)	CABLES, FUEL FILTER WARNING AND	1	-	A	
	Sheet)	ENGINE FAIL DETECTOR				
	69)	SWITCH - ASSEMBLY				
26SR/11476	70637/17	Cable, starter, positive feed	1	-	C	82/3
26SR/11477	70637/15	Cable, starter, negative feed	1	-	C	82/2
9411	PP.50107	Cap, breeze plug	1	-	C	
26SR/6259	67437)	Channel, bulkhead seal	2	-	B	81/19
	Sheet 53)					
26SR/5959	67437/163x	Clip, cable to heat shield	2	-	C	
		(Pre-Mod.517)				
26SR/9440	67437/347	Clip, cable to heat shield (Mod.517)	2	-	C	81/7
26SR/5960	67437/165x	Clip, cable to compressor casing	2	-	C	
		(Pre-Mod.517)				
26SR/9441	67437/349	Clip, cable to compressor casing	2	-	C	81/7
		(Mod.517) (2 extra required				
		when Mod.647 is incorporated)				
		(4 extra required when				
		Mod.982 is incorporated)				
26SR/5961	67437/167x	Clip, cable to compressor casing	4	-	C	
		(Pre-Mod.517)				
26SR/9442	67437/351x	Clip, cable to compressor casing	4	-	C	
		(Mod.517) (2 less required				
		when Mod.647 is incorporated				
		(NOT requires when Mod.982				
		is incorporated)				
26SR/5954	67437/145	Clip, starter cables	1	-	C	81/9

RESTRICTED

Avon 201 and 204

SECTION 3

Page 514

AVON 20101 ENGINE CHANGE UNIT - CONTINUED

A, L, 16

REF. No.	PART No.						DESCRIPTION	No. OFF	MATL. SPEC.	M.R. C.L. of ST.	PL. & ILL. No.
		1	2	3	4	5					
26SR/5963	67437/149						Clip, external wheelcase breather duct	1	-	C	81/2
26SR/5962	67437/153						Clip, external wheelcase breather duct	1	-	C	81/5
36VV/7944	BA70220*						Cover, L.P. fuel pressure system coupling flange (Pre-Mod 1510) (transportation only)	1	PLASTC	C	-
36VV/15297	BR3127						Cover, L.P. fuel pressure system coupling flange (Mod 1510) (Transportation only)	1	WELVCK	C	81/15
36VV/8509	BA69312						Cover, cooling air outlet duct (transportation only)	1	PLASTC	C	81/15
26SR/1062	67437/29						Duct, external wheelcase breather	1	-	C	82/1
26SR/15760	67437/456						Duct, rear bearing cooling air outlet, L.H. (Mod 2706)	1	-	C	83/2
26SR/15761	67437/455						Duct, rear bearing cooling air outlet R.H. (Mod 2706)	1	-	C	83/2
26SR/15762	67436/1025						Gasket, heat detector, switch sealing (Mod 2706)	2	-	C	-
6A/3344	-						GENERATOR, TACHOMETER, with breeze connection (Smith's type 106RV/SB Mod 1)	1	-	A	83/1
28M/13591	A24CP						Nut, lock, 2 B.A.	-	-	C	81/11
							Starter cable heat shield and clips	4			
							Starter cables retaining strap	1			
							External wheelcase breather duct clips	2			
28M/13266	A24-ES						Nut, slotted, engine control lever ball end	1	-	C	81/2
28M/5857	AGS 2001C2						Nut, "Stiffnut" bulkhead seal channel	4	-	C	81/18
26SR/5956	VGS896C						Nut, wing, starter cables strap	1	-	C	-
28M/5031	AGS784						Pin, split, engine control lever ball end nut	1	-	C	81/1
28P/12431	SP 9 C6										
26SR/1068	67437						PIPE, FUEL FILTER - ASSEMBLY	1	-	B	82/4
	Sheet 5										
26SR/1067	67437						PIPE, FUEL RIGID, LOW PRESSURE - ASSEMBLY	1	-	B	83/3
	Sheet 33										
36VV/7767	BA44888						Plate, engine change unit identification	1	-	B	81/13

RESTRICTED

Avon 201 only

SECTION 3

Page 515

AVON 20101 ENGINE CHANGE UNIT - CONTINUED

A, L, 16

REF. No.	PART No.						DESCRIPTION	No. OFF	MATL. SPEC.	M.R. C.L. of ST.	PL. & ILL. No.
		1	2	3	4	5					
26SR/5951	67437/129						Seal, rubber, bulkhead	1	-	C	81/20
26SR/5958	67437/169						Shield, heat, starter cables	1	-	C	81/17
26SR/5957	67437/171						Shield, heat, starter cables	1	-	C	81/16
26SR/9615	67437/405						Sleeve, starter cable	2	-	C	-
26SR/5955	67437/147						Strap, starter cables retaining	1	-	C	81/8
-	150D/01 /400						Switch, 'GRAVINER', heat detector (Mod 2706)	1	-	-	83/4
36VV/7766	BA57073*						Viscap, size No.2, external wheelcase breather duct (transportation only) (Pre-Mod 1872)	1	-	C	-
36VV/17929	1109008						Viscap, size No.2, external wheelcase breather duct (transportation only) (Mod 1872)	1	-	C	-
28W/12253	SP 13E						Washer, plain, engine control lever ball end nut	1	-	C	81/3
28W/3098	AGS 162C						Washer, spring, Starter cables heat shields and clips nuts Starter cables retaining strap External wheelcase breather duct clips nuts	- 4 2 2	- - - -	C - - C	81/10

RESTRICTED

S.O.S.P. 104

RESTRICTED

Avon 201 and 204
A. L. 4

REF	DESCRIPTION	No
-----	-------------	----

Pages 516, 517 and 518
not issued

505 P 104

This file was downloaded
from the RTFM Library.
Link: www.scottbouch.com/rtfm

Please see site for usage terms,
and more aircraft documents.

