

RESTRICTED

AP.4515C  
VOLUME 3  
PART 1  
SECTION 2  
CHAPTER 2

COPY No. 143

1st EDITION

MARCH, 1953

# SCHEDULE OF SPARE PARTS

FOR

## DUNLOP EQUIPMENT

FITTED TO

## CHIPMUNK

AIRCRAFT

AIR MINISTRY

RESTRICTED

DSGaviation  
[www.dsgaviation.co.uk](http://www.dsgaviation.co.uk)  
[mail@dsgaviation.co.uk](mailto:mail@dsgaviation.co.uk)

RESTRICTED

AP.4515C  
VOLUME 3  
PART I  
SECTION 2  
CHAPTER 2

COPY No. 103

1st EDITION

MARCH, 1953

# SCHEDULE OF SPARE PARTS

FOR

## DUNLOP EQUIPMENT

FITTED TO

# CHIPMUNK

AIRCRAFT

**DSGAviation**  
[www.dsgaviation.co.uk](http://www.dsgaviation.co.uk)  
[mail@dsgaviation.co.uk](mailto:mail@dsgaviation.co.uk)

PREPARED BY

THE DUNLOP RUBBER CO. LTD.

AVIATION DIVISION

FOLESHILL, COVENTRY

FOR

THE DIRECTORATE OF EQUIPMENT, AIR MINISTRY

RESTRICTED

T 138  
1 2号

RESTRICTED

# AMENDMENT LIST No. 8

(PARTS 1 AND 2)

TO

AIR PUBLICATION 4515C  
VOL 3, PART 1, SECTION 2, CHAPTER 2

## SCHEDULE OF SPARE PARTS

FOR

# DUNLOP EQUIPMENT

FITTED TO

# CHIPMUNK

AIRCRAFT

**DSGAviation**  
[www.dsgaviation.co.uk](http://www.dsgaviation.co.uk)  
[mail@dsgaviation.co.uk](mailto:mail@dsgaviation.co.uk)

(1st EDITION PUBLISHED MARCH, 1953)

DATE OF ISSUE: SEPTEMBER 1972  
COMPLETE IN 11 SHEETS

**NOTE :** PARTS 1 AND 2 OF THIS AMENDMENT  
TO BE INCORPORATED CONSECUTIVELY

RESTRICTED

## MEMORANDUM OF INSTRUCTIONS

1. CONTENTS ... .. This Schedule contains a list of Dunlop parts embodied in the CHIPMUNK Airframe (All Service Marks).
2. DEMANDS ... ..
- (a) Normally only parts which bear a reference number are to be demanded but if other parts are required the Part Number must be shown on the demand.
  - (b) Demands for parts to make an airframe serviceable must invariably bear the serial number of the airframe.
  - (c) Certain parts in this schedule do not bear reference numbers. These parts, if required, should be made up from local resources or if the manufacture of such parts is beyond the capacity of the unit, the parts are to be demanded, and the demand endorsed "Unable to manufacture locally".
  - (d) Parts quoted in this schedule are held in various Vocabulary Stores sections, the relevant section and reference number being shown in the Reference Number column.
  - (e) Demands are to be made out strictly in accordance with the procedure laid down in Air Publication 830, Volume I.
3. EXHAUSTION OF EXISTING STOCKS ... .. An asterisk placed in the Part Number column against an item or group, indicates that further purchases to that design will not be made, but that existing stocks are to be used until exhausted.
4. COMPILATION OF TEXT ... ..
- The multi-indentation system has been used in which the main assembly, consisting of sub-assemblies, groups and detail items, indicates their relationship by the indentation of the descriptive titles. This indentation is in accordance with the following outlines :—
- (a) Assemblies, separate Groups and detail parts, start at the left-hand margin.
  - (b) First division—sub-assemblies, groups or detail of the Assembly breakdown listed in the preceding paragraph are indented one column.
  - (c) Second division—groups or details of the first division sub-assemblies or groups are indented one further column.
  - (d) Component items.
5. NUMBERS OFF ... ..
- Numerals in the No. Off column adjacent to the Description column indicate the quantity used for one only of that particular assembly, sub-assembly or group in which they occur.
- Numerals in the column under the heading Mark Applicability and No. Off Per Aircraft, indicate the quantity of each assembly, separate group or detail used per Mark of Aircraft. Where details of the quantities used have not been available to date of compilation of this Schedule, the applicability is indicated by "X".

**DSGaviation**  
 www.dsgaviation.co.uk  
 mail@dsgaviation.co.uk

- |   |        |   |
|---|--------|---|
| 6. SERVICING TOOLS  | ... .. | Special tools, if required, for servicing any Dunlop component listed in this schedule, will be shown in composite form at the end of the text.   |
| 7. MAJOR REPAIRS  | ...    | The letter "M" against a group or part indicates that the item is required only for the major repair purposes and will not normally be held in stock by units other than those carrying out Major Repair Work.  |
| 8. AMENDMENTS   | ... .. | to this schedule will be published by means of Amendment Lists. These Amendment Lists will be numbered consecutively, and Commanding Officers are to issue the necessary instructions for the upkeep of the schedule and the completion of the Amendment Certificate. It is intended, where practicable, to amend the schedule by the insertion of reprinted pages. A Statement of all Amendment Lists distributed during the quarter will be published in Air Ministry Orders. |
| <p><b>DSGaviation</b><br/> <a href="http://www.dsgaviation.co.uk">www.dsgaviation.co.uk</a><br/> <a href="mailto:mail@dsgaviation.co.uk">mail@dsgaviation.co.uk</a></p> |        |   |
| 9. PART NUMBERS   | ...    | When an item or group does not bear a part number in the part number column the drawing on which the item or group is assembled is quoted in parenthesis after the description. This part number, however, must not be quoted on demands.   |
| 10. INCORPORATED MODS. AND AMENDMENTS   |        | See Modification and Amendment Record Sheet commencing on Page v.   |
| 11. SERIAL NUMBER   | ...    | This schedule is serially numbered and is to be accounted for in accordance with A.M.O. A.772/47.   |

**THE AMENDMENTS PROMULGATED IN THE UNDERMENTIONED  
AMENDMENT LISTS HAVE BEEN MADE IN THIS SCHEDULE  
CHIPMUNK**

Amendment List		Amendments made by	Date
Number	Date		
1	March 1954	<i>E. W. Mansbury</i>	10.5.62.
2	March 1958	<i>E. W. Mansbury</i>	10.5.62.
3	August 1955	<i>E. W. Mansbury</i>	10.5.62.
4	August 1957	<i>E. W. Mansbury</i>	10.5.62.
5	Sept. 1959	<i>E. W. Mansbury</i>	10.5.62.
6	Feb. 1962	<i>E. W. Mansbury</i>	11.12.62.
7	May 1964	<i>E. W. Mansbury</i>	15.12.64
8	Sept '72	N. Roberts	14.11.72.

**DSG Aviation**  
www.dsgaviation.co.uk  
mail@dsgaviation.co.uk

**THE AMENDMENTS PROMULGATED IN THE UNDERMENTIONED  
AMENDMENT LISTS HAVE BEEN MADE IN THIS SCHEDULE  
CHIPMUNK**

Amendment List		Amendments made by	Date
Number	Date		
		<b>DSGAviation</b> www.dsgaviation.co.uk mail@dsgaviation.co.uk	

**MODIFICATION AND AMENDMENT SHEET  
CHIPMUNK**

Dunlop Mod. No.	Aircraft Mod. No.	A.L. No.	Dunlop Mod. No.	Aircraft Mod. No.	A.L. No.	Dunlop Mod. No.	Aircraft Mod. No.	A.L. No.	Dunlop Mod. No.	Aircraft Mod. No.	A.L. No.
393(M)	H.59	†	21288(A)		N.A.						
463(M)		†	21566(A)		N.A.						
464(M)		N.A.	22001(A)		C						
497(A)		N.A.	22022(A)		†						
549(M)		H.75	†	22301(A)		N.A.					
878(M)			N.A.	22562(A)		N.A.					
1039(A)			N.A.	22842(A)		4					
1447(A)			N.A.	23024(A)		N.A.					
1450(M)			†	23324(A)		4					
1463(A)			N.A.	23617(A)		4					
1464(A)			N.A.	23760(A)		N.A.					
1467(A)			N.A.	26891(A)		6					
1468(A)			N.A.	26938(A)		N.A.					
1498(A)			N.A.	27278(A)		N.A.					
			27298(A)		N.A.						
3097(M)		5	27484(A)		N.A.						
			27757(A)		N.A.						
			27760(A)		N.A.						
5475(A)	DSG Aviation www.dsgaviation.co.uk mail@dsgaviation.co.uk	N.A.	27761(A)		N.A.						
5476(A)		N.A.	27934(A)		N.A.						
			1	28677(A)		7					
5794(A)			1								
5795(A)			1								
5796(A)			5								
5797(A)			5								
5798(A)			N.A.								
6480(A)			N.A.								
6887(A)											
7898(A)		3									
7897(A)		2									
4179(M)		7									

† Incorporated in initial issue of Schedule.  
 N.A. Modification/Amendment not applicable to this Schedule.  
 C. Modification/Amendment cancelled.  
 (A) Amendment.  
 (M) Modification.

**MODIFICATION AND AMENDMENT SHEET**

**CHIPMUNK**

Dunlop Mod. No.	Aircraft Mod. No.	A.L. No.	Dunlop Mod. No.	Aircraft Mod. No.	A.L. No.	Dunlop Mod. No.	Aircraft Mod. No.	A.L. No.	Dunlop Mod. No.	Aircraft Mod. No.	A.L. No.

**DSGAviation**  
[www.dsgaviation.co.uk](http://www.dsgaviation.co.uk)  
[mail@dsgaviation.co.uk](mailto:mail@dsgaviation.co.uk)

† Incorporated in initial issue of Schedule.  
 N.A. Modification/Amendment not applicable to this Schedule.  
 C. Modification/Amendment cancelled.  
 (A) Amendment.  
 (M) Modification.







INDEX OF REFERENCE NUMBERS

CHIPMUNK

Ref. No.	Part No.	Page	Ref. No.	Part No.	Page

**DSGAviation**  
www.dsgaviation.co.uk  
mail@dsgaviation.co.uk

## INDEX OF PART NUMBERS

## CHIPMUNK

Part No.	Ref. No.	Page	Part No.	Ref. No.	Page
A.10705	27A/4322	13	AHO.25353	27G/4726	1
			AHO.25378	27G/4727	1
ACM.15322	26AE/415	7	AHO.25623	27G/4900	1
ACM.15354	27G/2146	3, 13	AHO.25624	27G/4899	1
			AHO.25625	27G/4720	1
			AHO.25626	27G/4729	1
ACO.1592	27VA/3251	7	AHO.25627	27G/4721	1
ACO.4021	27G/3102	3	AHO.25628	27G/4723	1
ACO.4024	27G/2151	3	AHO.25797	27A/2637	8
ACO.4025	27G/2157	3	AHO.26188	27G/4749	1
ACO.4023	27G/2149	3	AHO.26189	27G/4750	1
ACO.4027	27G/2148	3	AHO.28216	-	12
ACO.4032	27G/2147	3	AHO.37980	27G/6131	2
ACO.4493	27G/2156	3	AHO.37981	27G/6122	1
ACO.5681	27G/2158	3	AHO.82112	27A/4720	8
ACO.23229	27WW/622	2	AHO.84861	27G/1501643	2
			AHO.84900	27G/1501646	2
			AHO.84901	27G/1501647	2
			AHO.84920	27G/1501648	2
AH.9220	27G/4053	1, 13			
AH.9389	27A/2650	8, 13			
AH.9869	27A/3043	12, 13	AM.6425	27A/3309	13
AH.51981	27A/4717	8, 13			
AHM.1082	27G/4722	1	AO.24404	27A/2646	13
			AO.42401	27A/3317	13
			AO.42700	27A/3306	13
			AO.42878	27A/3289	13
AHO.2502/1	27A/2630	11	AO.45933	27G/5092	13
AHO.2503	27A/2635	11, 12	AO.45960	27G/5097	13
AHO.2504	27A/2632	11, 12	AO.46321	27A/3338	13
AHO.2505	27A/2631	11, 12	AO.47630	27A/3290	13
AHO.2506	27A/2633	11, 12	AO.47633	27A/3301	13
AHO.4727	27G/1970	7	AO.47782	27A/3287	13
AHO.5047	27A/1420	11, 13	AO.47993	27VA/4183	13
AHD.18366/1	27A/2634	11, 12	AO.47994	27VA/4184	13
AHO.21183	26AE/417	3	AO.47995	27VA/4182	13
AHO.23687	27G/4725	2	AO.100852	27G/5325	13
AHO.25019	27G/4724	1	AO.106115	27A/4462	13
AHO.25027	27A/2639	8			
AHO.25028	27A/2638	8	DAS.2062/23	27A/2636	8

DSGAviation

www.dsgaviation.co.uk

mail@dsgaviation.co.uk

INDEX OF PART NUMBERS

CHIPMUNK

Part No.	Ref. No.	Page	Part No.	Ref. No.	Page

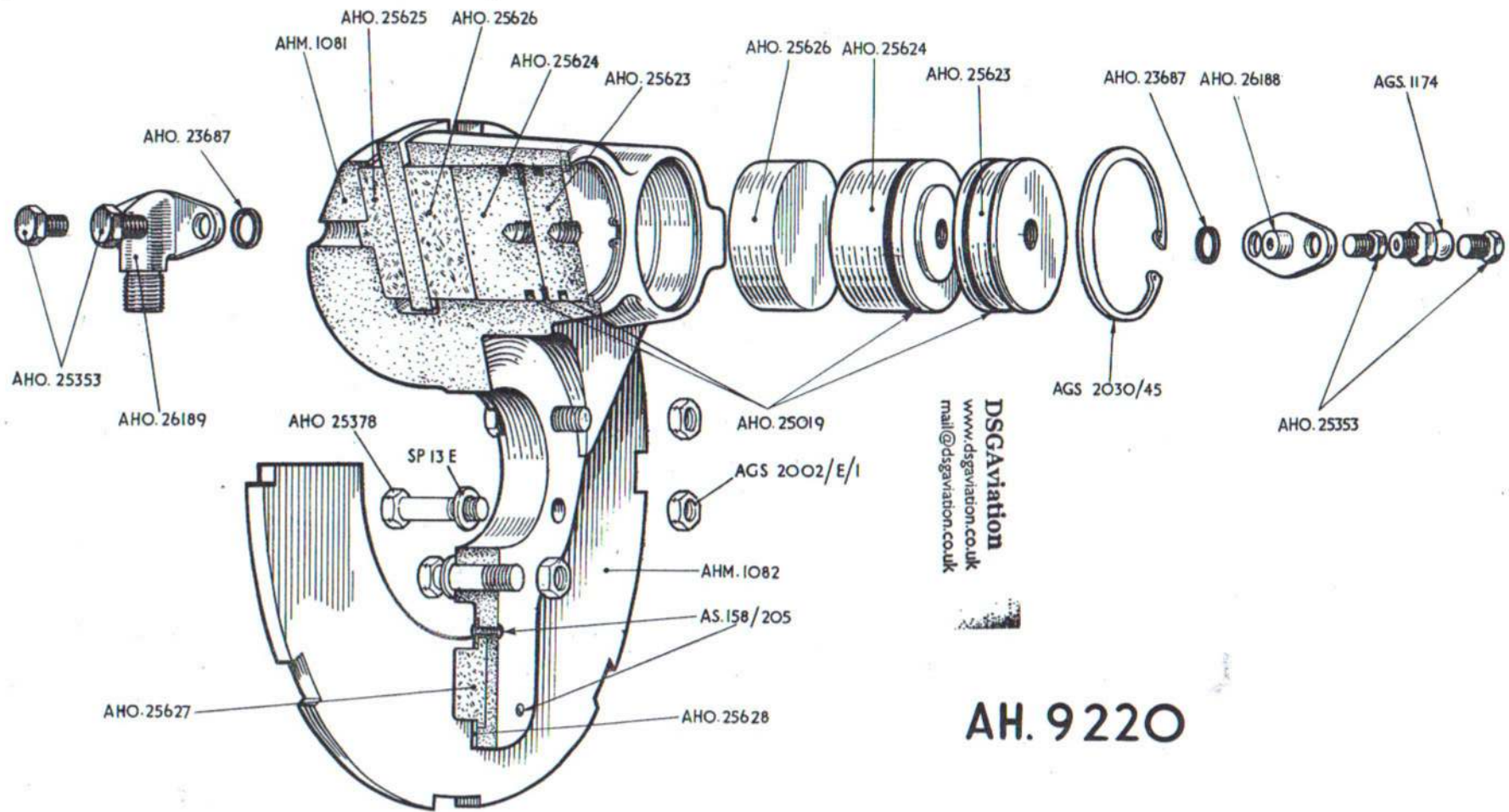
**DSGAviation**  
www.dsgaviation.co.uk  
mail@dsgaviation.co.uk

**INDEX OF PROPRIETARY PARTS  
CHIPMUNK**

Manufacturer	Description	Part No.	Ref. No.	Page No.
—	<b>Ball</b> , steel, $\frac{3}{16}$ " dia.	—	2A/9500567	7
<b>Automotive Engineering Co. Ltd.</b>	<b>Circlip</b> , "Seeger", $\frac{9}{16}$ " internal type	—	27G/2152	3
<b>Hoffman Manufacturing Co. Ltd.</b>	<b>Bearing</b>	L.S.5	2A/9501241	11, 12
<b>Ransome &amp; Marles Bearing Co. Ltd.</b>	<b>Bearing</b>	L.J. $\frac{1}{2}$	2A/9501241	11, 12
<b>A. Schrader's Son</b>	<b>Cap</b> , valve	2525	27A/3173	7
	<b>Core</b> , valve	5230	27A/4490	7
	<b>Core</b> , valve	6100E	27A/3174	7
	<b>Extension</b> , valve	1015	27A/1113	11, 12
<b>Skefko Ball Bearing Co. Ltd.</b>	<b>Bearing</b>	R.L.S.A.	2A/9501241	11, 12
<b>Unbrako Socket Screw Co. Ltd.</b>	<b>Screw</b> , $\frac{1}{4}$ " UNF $\times$ $\frac{5}{8}$ " long KA series	—	27A/4718	8

**INDEX OF PROPRIETARY PARTS  
CHIPMUNK**

Manufacturer	Description	Part No.	Ref. No.	Page No.
	<p data-bbox="598 761 805 851"><b>DSGaviation</b> www.dsgaviation.co.uk mail@dsgaviation.co.uk</p>			



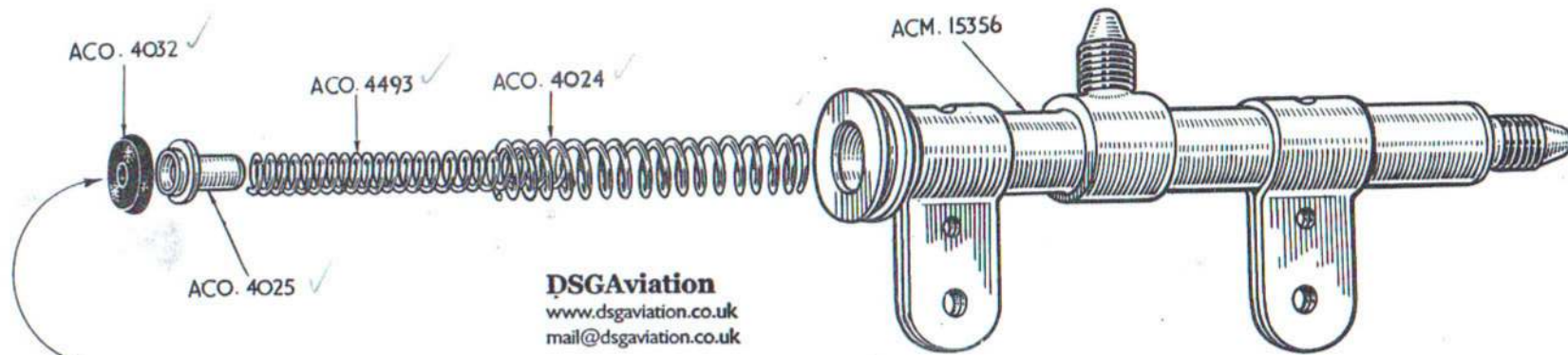
**DSCAviation**  
 www.dsgaviation.co.uk  
 mail@dsgaviation.co.uk

# AH. 9220

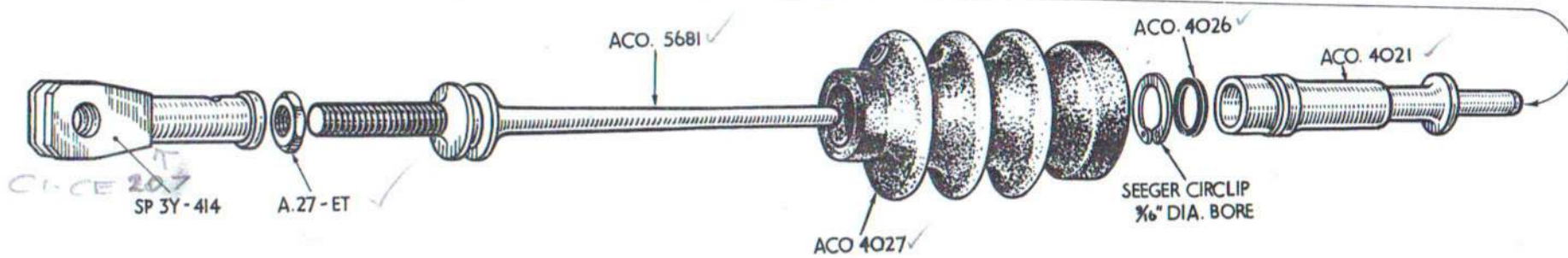


Ref. No.	Part No.	Description	No. Off	Cl. of St.	Mark Applicability and No. Off Per Aircraft															
					T	1	2	3	4	5	6	7	8	9	10					
	AH.9220	<b>BRAKE UNIT</b> (Continued)																		
27WW/622	ACO.23229	WASHER, at bolts attaching torque plate to undercarriage (Pre-Dunlop Amdt. 33432)	5	C																
28W/9418921	SP.13E	WASHER, at bolts attaching torque plate to undercarriage (DSR.149/4) (Dunlop Amdt. 33432)	5																	
27G/4725	AHO.23687	WASHER, sealing (Pre-Dunlop Amdt. 23617) (Dunlop Mod. 3097)	2	C																
27G/6131	AHO.37980	WASHER, sealing (Dunlop Amdt. 23617) (Pre-Dunlop Mod. 3097)	2	C																
30A/9437135	-	WIRE, locking, 22 SWG	QR	C																
		Note: For units embodying Dunlop Repair Scheme RP.790 oversize items as listed below are required in place of standard items:-																		
27G/1501646	AHO.84900	PAD, friction, operating	2	C																
27G/1501643	AHO.84861	PISTON, operating	2	C																
27G/1501647	AHO.84901	PISTON, sealing	2	C																
27G/1501648	AHO.84920	RING, sealing	4	C																

**DSCAviation**  
[www.dsgaviation.co.uk](http://www.dsgaviation.co.uk)  
[mail@dsgaviation.co.uk](mailto:mail@dsgaviation.co.uk)



**DSGAviation**  
 www.dsgaviation.co.uk  
 mail@dsgaviation.co.uk



**ACM. 15354**

RESTRICTED

Ref. No.	Part No.	Description	No. Off	Cl. of St. M.R.	Mark Applicability and No. Off Per Aircraft															
					T	1	2	3	4	5	6	7	8	9	10					
		1 2 3 4 5																		
		COVERS, OUTER, WHEEL (See AP.1086, Book 11, Section 27A)																		
27G/2146	ACM.15354	CYLINDER, MASTER, BRAKE OPERATING, ..... ASSEMBLY Spares for:—	—	A	2															
27G/2152	—	CIRCLIP, "Seeger", 9/16" internal type .....	1	C																
27G/2148	ACO.4027	FILTER, AND STOCKING, GROUP .....	1	C																
28K/4070325	SP.3Y/414	JOINT, fork .....	1	C																
28M/1007403	A.27/ET	NUT, lock, 1/4" BSF .....	1	C																
27G/3102	ACO.4021	PISTON .....	1	C																
27G/2157	ACO.4025	RETAINER, spring .....	1	C																
27G/2149	ACO.4026	RING, sealing .....	1	C																
27G/2158	ACO.5681	ROD, push .....	1	C																
27G/2147	ACO.4032	SEAL, cup .....	1	C																
27G/2156	ACO.4493	SPRING, inner .....	1	C																
27G/2151	ACO.4024	SPRING, outer .....	1	C																
26AE/417	AHO.21183/26	HOSE, ASSEMBLY .....	—	B	2															

**DSCAviation**  
[www.dsgaviation.co.uk](http://www.dsgaviation.co.uk)  
[mail@dsgaviation.co.uk](mailto:mail@dsgaviation.co.uk)

CHIPMUNK

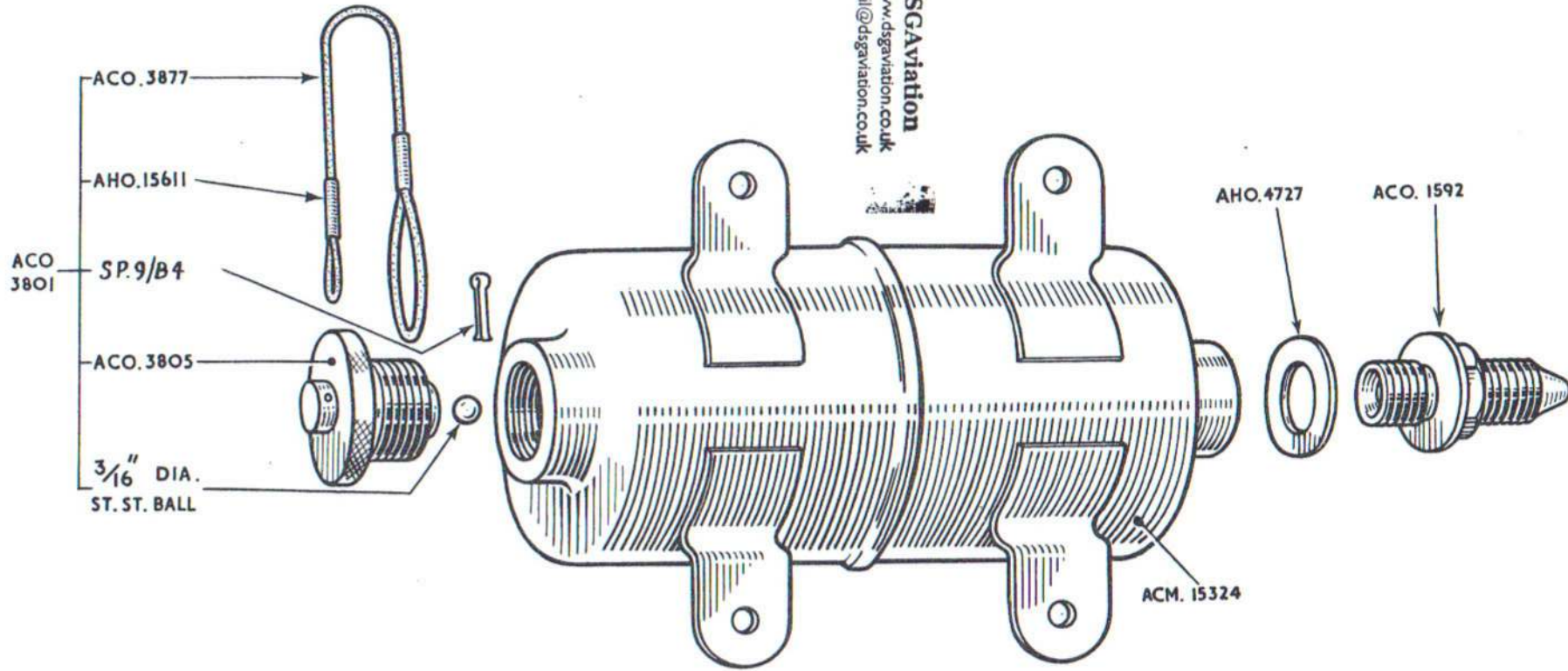
RESTRICTED

Issued with Amendment List No. 8

Page 3

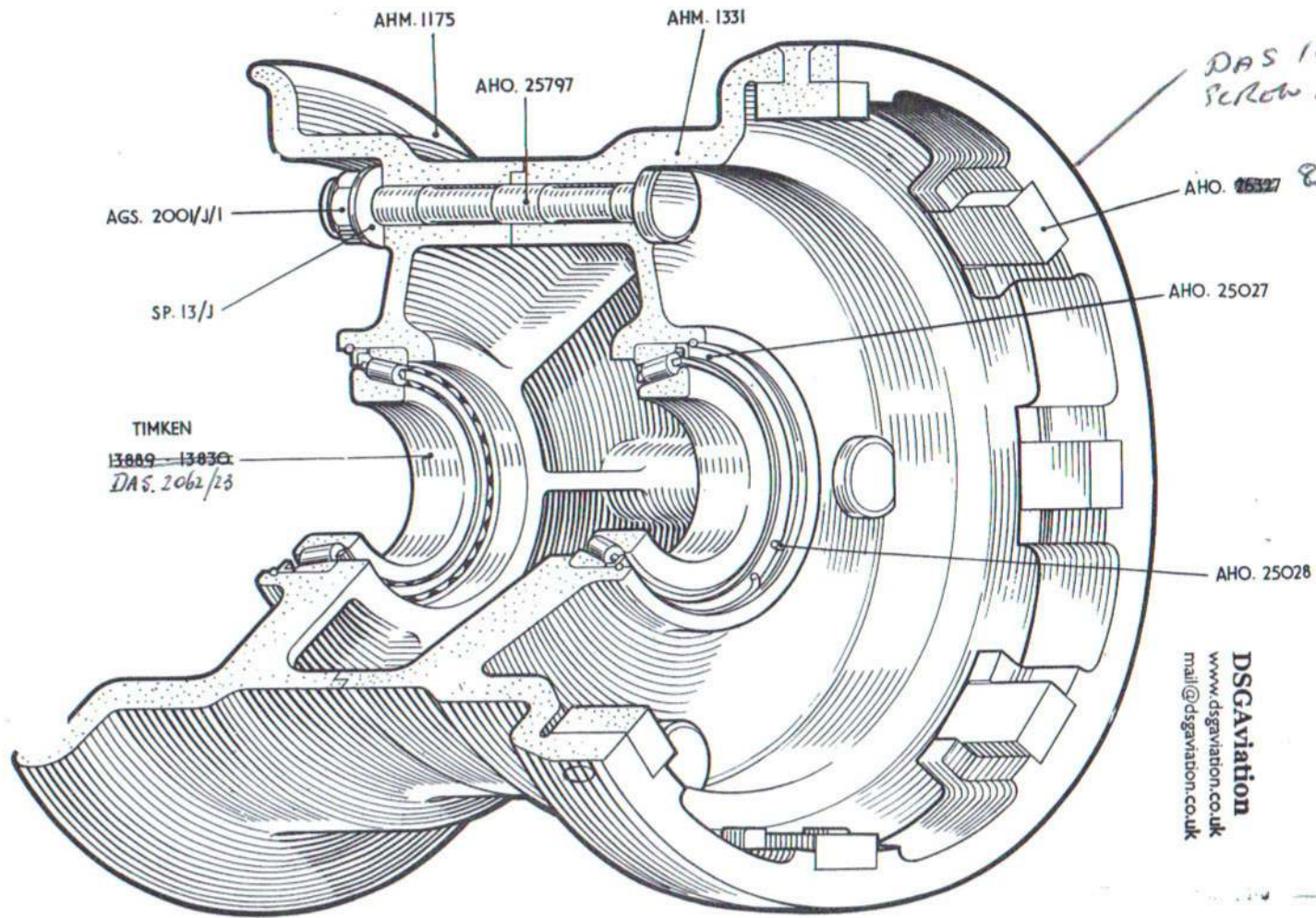


DSGAVIATION  
www.dsgaviation.co.uk  
mail@dsgaviation.co.uk



ACM. 15322



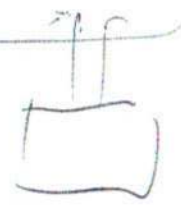


DAS 1049/3  
SCREEN BLOCK RETAINING

AHO. ~~25327~~ 2212.

DSG Aviation  
www.dsgaviation.co.uk  
mail@dsgaviation.co.uk

AH. 9389/51981

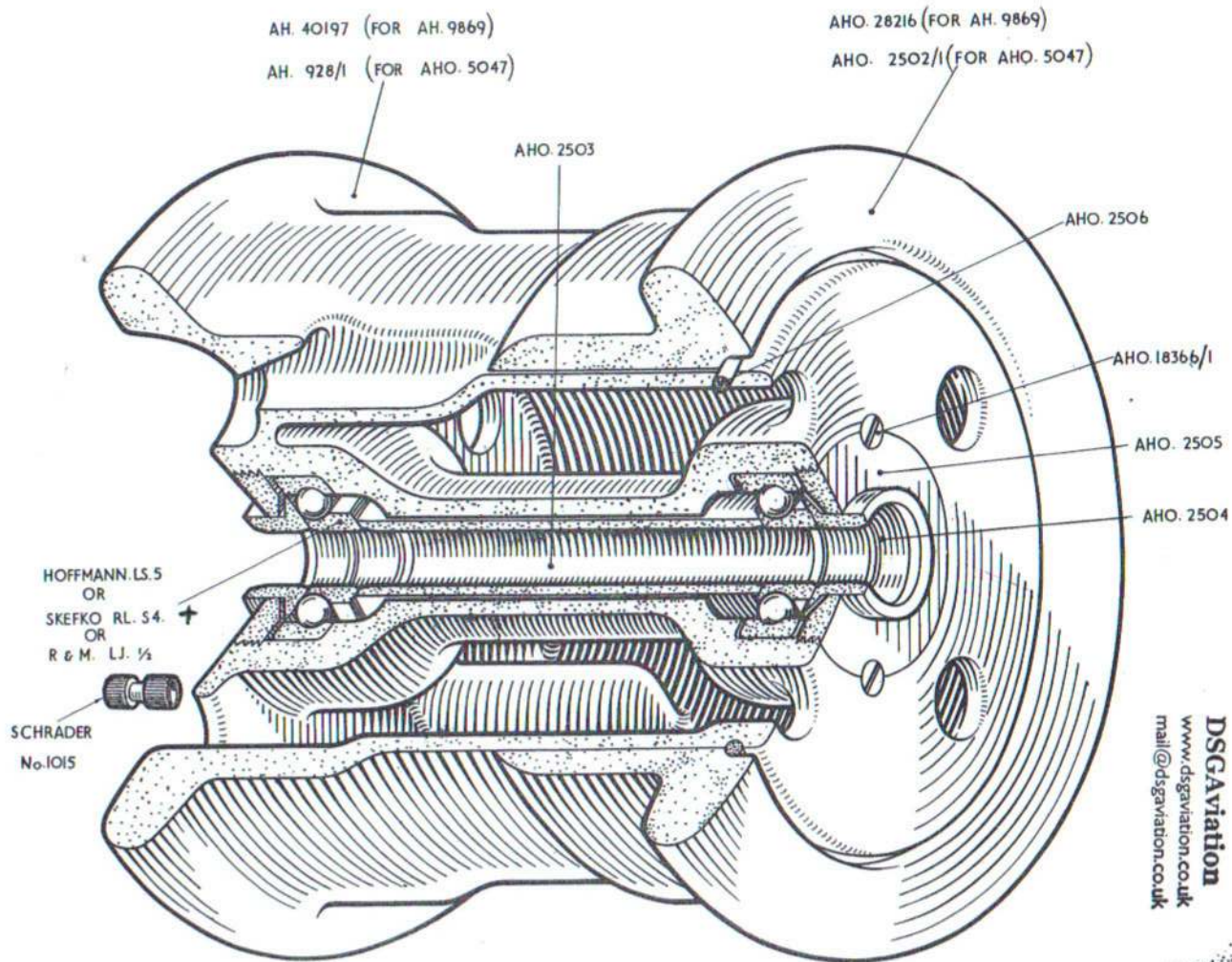


CHIPMUNK

Issued with Amendment List No. 8

Ref. No.	Part No.	Description	No. Off	Cl. of St. M.R.	Mark Applicability and No. Off Per Aircraft															
					T	1	2	3	4	5	6	7	8	9	10					
27A/2650	AH.9389	WHEEL, MAIN UNDERCARRIAGE, ASSEMBLY ..... (Pre-Dunlop Mod. 4179) Spares for:—	—	A	2															
27A/2636	DAS.2062/23	BEARING, taper roller .....	2	C																
27A/2637	AHO.25797	BOLT, 3/8" BSF .....	4	C																
27A/2638	AHO.25028	CIRCLIP .....	2	C																
28M/10292	AGS.2001/J/1	NUT, stiff, 3/8" BSF .....	4	C																
27A/2639	AHO.25027	RETAINER, grease .....	2	C																
28W/9419466	SP.13/J	WASHER .....	4	C																
27A/4717	AH.51981	WHEEL, MAIN UNDERCARRIAGE, ASSEMBLY ..... (Dunlop Mod. 4179) Spares details for this unit are identical to AH.9389 27A/2650 with the following exceptions:—	—	A	2															
27A/4720	AHO.82112	BLOCK, drive .....	8	C																
27A/4718	—	SCREW, c/sk "Unbrako" series KA, 1/4" UNF x 5/8" ..	8	C																

**DSGAVIATION**  
[www.dsgaviation.co.uk](http://www.dsgaviation.co.uk)  
[mail@dsgaviation.co.uk](mailto:mail@dsgaviation.co.uk)



**AHO. 5047  
 AND  
 AH. 9869**

Ref. No.	Part No.	Description	No. Off	Cl. of St. M.R.	Mark Applicability and No. Off Per Aircraft															
					1	2	3	4	5	T	10									
27A/1420	AHO.5047	WHEEL, TAIL, ASSEMBLY (Pre-Dunlop Mod. 1450)	—	A	1															
2A/9501241	Hoffmann LS.5 or Skefko RLS.4 or R. & M.LJ. 1/2"	BEARING, ball (3-spot) (DSR.764/14)	2	B																
27A/1113	Schrader 1015	EXTENSION, valve (Pre-Dunlop Amdt. 33005)	1	C																
27A/2630	AHO.2502/1	FLANGE	1	C																
27A/2631	AHO.2505	RETAINER, bearing	2	C																
27A/2632	AHO.2504	RING, clamping	2	C																
27A/2633	AHO.2506	RING, locking	1	C																
27A/2634	AHO.18366/1	SCREW, grub	4	C																
27A/2635	AHO.2503	SPACER, bearing	1	C																

**DSCAviation**  
[www.dsgaviation.co.uk](http://www.dsgaviation.co.uk)  
[mail@dsgaviation.co.uk](mailto:mail@dsgaviation.co.uk)

CHIPMUNK

Issued with Amendment List No. 8

Ref. No.	Part No.	Description	No. Off	Cl. of St. M.R.	Mark Applicability and No. Off Per Aircraft															
					T	1	2	3	4	5	6	7	8	9	10					
27A/3043	AH.9869	WHEEL, TAIL, ASSEMBLY ..... (Dunlop Mod. 1450) Spares for:—	—	A	1															
2A/9501241	Hoffmann LS.5 or Skefko RLS.4 or R. & M.LJ. 1/2"	BEARING, ball (3-spot) (DSR.764/14) .....	2	B																
27A/1113	Schrader 1015 AHO.28216	EXTENSION, valve (Pre-Dunlop Amdt. 33005) .....	1	C																
27A/2631	AHO.2505	FLANGE .....	1	C																
27A/2632	AHO.2504	RETAINER, bearing .....	1	C																
27A/2633	AHO.2506	RING, clamping .....	2	C																
27A/2634	AHO.18366/1	RING, locking .....	1	C																
27A/2635	AHO.2503	SCREW, grub .....	4	C																
		SPACER, bearing .....	1	C																

DSG Aviation  
www.dsgaviation.co.uk  
mail@dsgaviation.co.uk

RESTRICTED  
SERVICING TOOLS

UNIT			TOOLS REQUIRED			
Ref. No.	Part No.	Description	Ref. No.	Part No.	Description	No. Off
27G/4053	AH.9220	BRAKE UNIT (For Spares Details see Page 1)	27G/5092	AO.45933	EXTRACTOR, piston	1
			27G/5325	AO.100852	GAUGE, pad wear	1
			27G/5097	AO.45960	GAUGE, tenon wear	1
27G/2146	ACM.15354	CYLINDER, MASTER, BRAKE OPERATING ASSEMBLY (For Spares Details see Page 3)	27VA/4182	AO.47995	GAUGE, feeler	1
			27VA/4183	AO.47993	SPANNER, "C" end cover	1
			27VA/4184	AO.47994	TOOL, pressing in bush	1
27A/2650 27A/4717	AH.9389 AH.51981	WHEEL, MAIN UNDERCARRIAGE ASSEMBLY WHEEL, MAIN UNDERCARRIAGE ASSEMBLY (For Spares Details see Page 8)	27A/3289	AO.42878	*COLLAR, pressing in bearings	1
			27A/3290	AO.47630	‡EXTRACTOR, bearings	1
			27A/3306	AO.42700	*MANDREL & BASE, pressing in bearings	1
			27A/3309	AM.6425	MANDREL, align/gap gauge	1
			27A/3301	AO.47633	‡MANDREL, pressing out bearings	1
			27A/4322	A.10705	RIG, hydraulic press	1
			27A/3317	AO.42401	*SLEEVE, pressing in bearings	1
			27A/3287	AO.47782	SPANNER, socket, hub bolts	1
			27A/4462	AO.106115	SPANNER, torque, valve cores	1
27A/1420	AHO.5047	WHEEL, TAIL, ASSEMBLY (For Spares Details see Page 11)	27A/3338	AO.46321	MANDREL, bearing alignment and locating ring Gap Gauge	1
			27A/2646	AO.24404	PUNCH, peening for grub screws	1
			27A/4462	AO.106115	SPANNER, torque, valve cores	1
27A/3043	AH.9869	WHEEL, TAIL, ASSEMBLY (For Spares Details see Page 12)	-	-	Tools required are as for Unit 27A/1420 - AHO.5047.	

Note: Items marked thus (\*) are used in conjunction with each other for pressing in bearings.  
Items marked thus (‡) are used in conjunction with each other for pressing out bearings.

UNIT			TOOLS REQUIRED			
Ref. No.	Part No.	Description	Ref. No.	Part No.	Description	No. Off

**DSGAVIATION**  
www.dsgaviation.co.uk  
mail@dsgaviation.co.uk

This file was downloaded from the RTFM Library.  
Link: [www.scottbouch.com/rtfm](http://www.scottbouch.com/rtfm)

Please see site for usage terms, and more aircraft documents.

