

EXTRACTORS, WATER

BB

SECTION 10

INDEX OF NAMES

1000

1000



TYPE / APPLICABILITY

Section BB — EXTRACTOR, WATER

ACCESSORY :-

EXTRACTOR, WATER 512740

AIRCRAFT	MK	No. OFF	MK	No. OFF	MK	No. OFF	MK	No. OFF	MK	No. OFF	MK	No. OFF	MK	No. OFF	MK	No. OFF
VULCAN	1	1	2	1												

EXTRACTOR, WATER 518490

VULCAN	1	1	2	1												
--------	---	---	---	---	--	--	--	--	--	--	--	--	--	--	--	--

SECTION OF EXTRACTED WATER

EXTRACTED WATER

EXTRACTED WATER

1 2 3 4

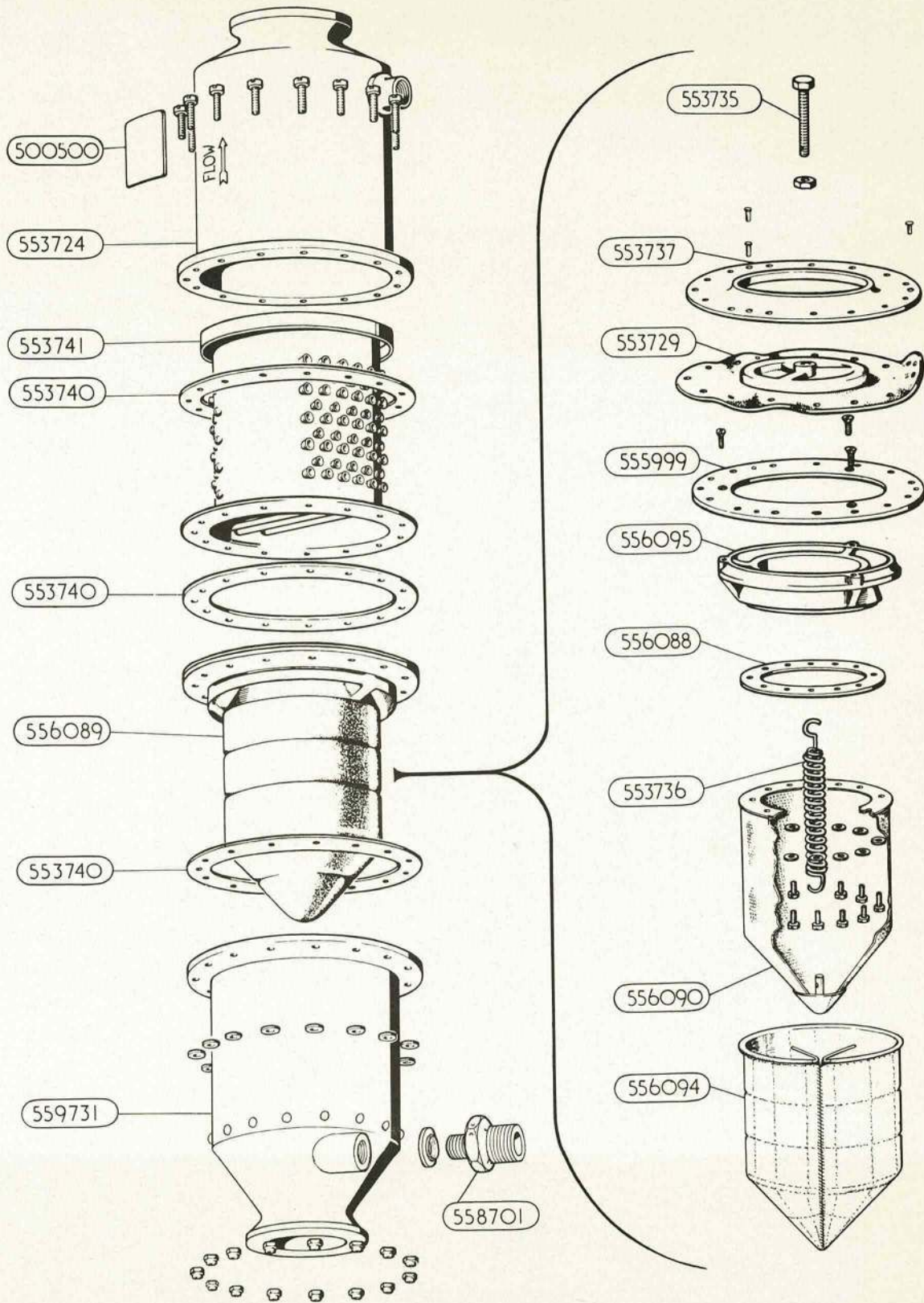
1000

EXTRACTORS, WATER

Ref. No.	Part No.	Description	No. Off	Matl. Spec.	CL. OF ST.			Plate No.
					1	2	3	
27UA/1730	518490	EXTRACTOR, WATER (MOD. 2CE)	1	—	A			BB 1
27UA/781	512740	EXTRACTOR, WATER (PRE. MOD. 2CE)	1	—	A			
		Spares for:—						
27UA/1793	558701	ADAPTER, union special (MOD. 2CE)	1	—	C			BB 1
28F/9429532	AGS.1186/C	Washer, sealing	1	—	C			
	556089	COALESCER and valve assembly	1	—				BB 1
		Spares for:—						
	553735	BOLT, valve spring attachment	1	S.80				BB 1
28M/13124	A27/CT	Nut, 2 B.A.	1	—	C			
27UA/997	556090	COALESCER, complete	1	BRASS	C			BB 1
28D/14823	A28/1/2B	Bolt	12	—	C			
28W/9416642	SP47/B	Washer	12	—	C			
27UA/1215	556088	GASKET	1	RUBBER	C			BB 1
27UA/995	556094	PACK, coalescer, complete	1	—	C			BB 1
	555999	PLATE, mounting	1	DTD.610				BB 1
27UA/996	553729	PLATE, valve, complete	1	—	C			BB 1
	553737	PLATE, flanged	1	DTD.610				BB 1
	556095	SEAT, valve	1	L.51				BB 1
28Q/7194	AS.162/304	Rivet	3	—	C			
28S/9419438	A33/B10	Screw	3	—	C			
27UA/994	553736	SPRING, tension, valve	1	DTD.215	C			BB 1
	553741	COLLECTOR, complete	1	—				BB 1
27UA/993	553740	GASKET	3	KLING	C			BB 1
	534	NAMEPLATE (R.N.)	1	L.4	C			BB 1
28Q/6664	AS.2227/304	Rivet (PRE. AMDT. 1CE)	4	—	C			
	558698	SHIELD, end, complete (MOD. 2CE) (PRE. MOD. 3CE).	1	—				
	553720	SHIELD, end, complete (PRE. MOD. 2CE)	1	—				
	559731	SHIELD, end and deflector, complete (MOD. 3CE).	1	—				BB 1
	553724	SHIELD, end outlet, complete	1	—				BB 1
28D/14348	A25/6B	Bolt	15	—	C			
28M/10327	AGS.2002/B1	Nut	15	—	C			
28W/9419465	SP13/B	Washer	15	—	C			

Ref. No.	Part No.	Description					No. Off	Matl. Spec.	CL. OF	Plate No.
		1	2	3	4	5			ST. M.R. L.M.	

PLATE BB I



EXTRACTOR, WATER

FIGURE 1


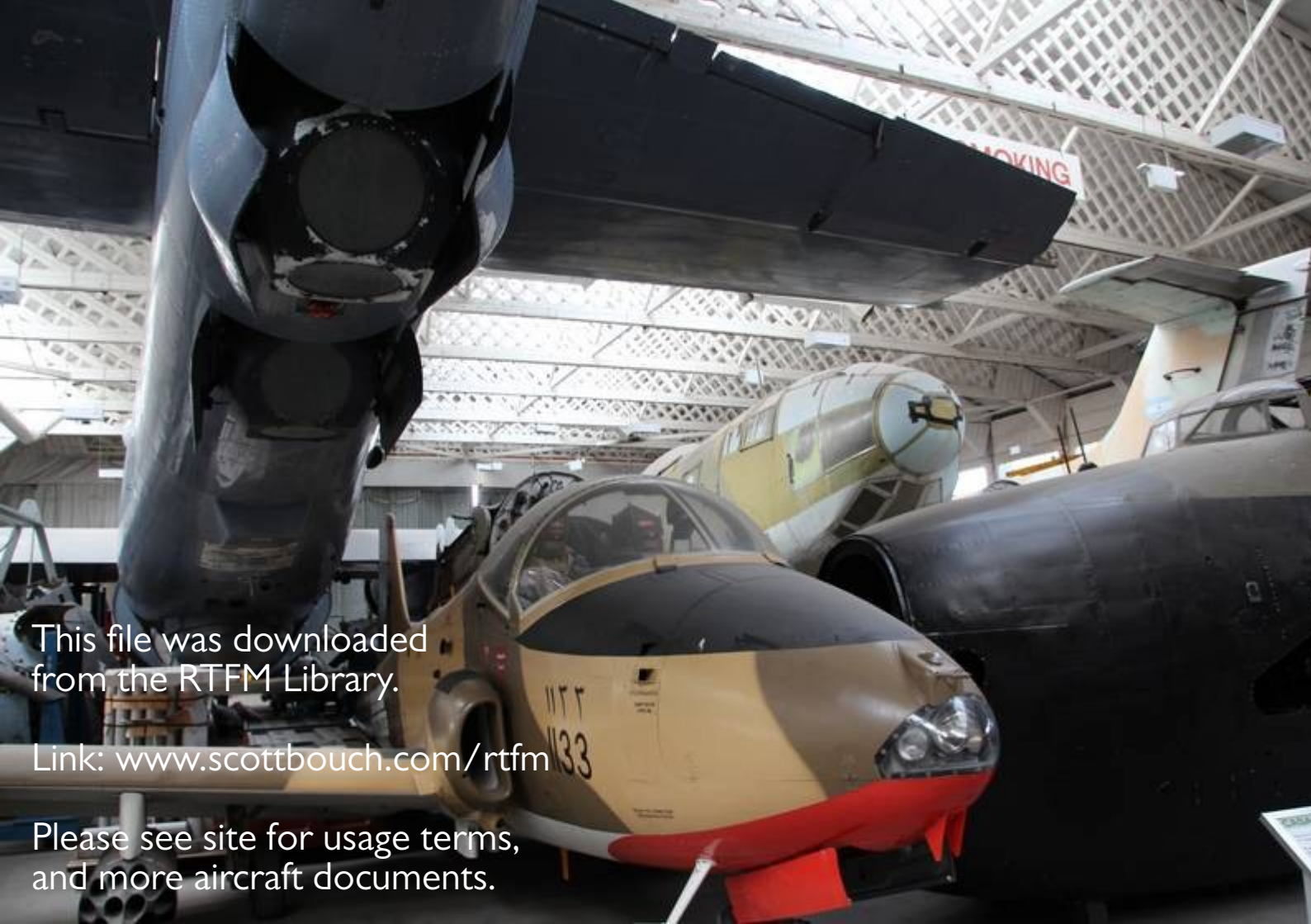


FIGURE 2



This file was downloaded
from the RTFM Library.

Link: www.scottbouch.com/rtfm

Please see site for usage terms,
and more aircraft documents.