

VALVES, CABIN  
PRESSURE CONTROL

I



TYPE / APPLICABILITY																
Section H — VALVES, CABIN PRESSURE CONTROL																
ACCESSORY :- VALVE, CABIN PRESSURE CONTROL 501820																
AIRCRAFT	MK	No. OFF	MK	No. OFF	MK	No. OFF	MK	No. OFF	MK	No. OFF	MK	No. OFF	MK	No. OFF	MK	No. OFF
METEOR	8	1	9	1	10	1	11	1	12	1	13	1	14	1		
VALVE, CABIN PRESSURE CONTROL 510870																
VAMPIRE SEA VAMPIRE VENOM	FB1	1	FB3	1	FB5	1	FB9	1								
	F20	1	F21	1												
	FB1	1	FB4	1	NF3	1										
VALVE, CABIN PRESSURE CONTROL 512360																
VAMPIRE SEA VAMPIRE VENOM SEA VENOM	NF10	1	T11	1												
	T22	1														
	NF2	1														
	FAW 20	1	FAW 21	1	FAW 53	1										



VALVES, CABIN PRESSURE CONTROL

Ref. No.	Part No.	Description	No. Off	Matl. Spec.	CL. OF ST.		Plate No.
					M.R.	L.M.	
19	501820	VALVE, CABIN PRESSURE CONTROL MK. 11 (PRE. MOD. 82).	1	—	A		H 1
613	512360	VALVE, CABIN PRESSURE CONTROL MK. 12 (MOD. 82).	1	—	A		H 1
597	510870	VALVE, CABIN PRESSURE CONTROL MK. 13 (MOD. 81).	1	—	A		H 1
	502710	CHAMBER, bottom assembly (PRE. MOD. 40) ... Spares for:—	1	—			H 1
	400443	BODY ... ..	1	L.121			H 2
	502701	GUARD, dust, complete ... ..	1	—			H 2
526	ND/S208	SCREW ... ..	5	—	C		H 2
333	502711	SEATING, inward relief valve ... ..	1	L.1	C		H 2
250	400422	SPRING ... ..	1	SPR.S.	C		H 2
	501827	VALVE, inward relief assembly ... ..	1	—			H 2
1442	499704	BOLT, spring (R.N.) ... ..	1	S.1	C		H 2
28P/12587	SP9/C4	Pin, split ... ..	1	—	C		
28W/6219	AGS.970/C	Washer ... ..	AR	—	C		
554	501824	DIAPHRAGM (R.N.) ... ..	1	RUBBER	C		H 2
553	502700	EXCLUDER, dust, complete (R.N.) ... ..	1	—	C		H 2
	499125	PIECE, distance ... ..	1	L.40			H 2
558	501823	RETAINER, spring (R.N.) ... ..	1	L.1	C		H 2
561	503384	RING, adjusting (R.N.) ... ..	1	L.33	C		H 2
28P/12587	SP9/C4	Pin, split ... ..	1	—	C		
559	499864	SPRING (R.N.) ... ..	1	DTD.215	C		H 2
555	499702	SUPPORT, diaphragm (R.N.) ... ..	1	L.3	C		H 2
560	501826	VALVE, inward relief, complete (R.N.) ... ..	1	—	C		H 2
28S/2810	A33/A12	Screw ... ..	8	—	C		
556	503383	VALVE, outward relief (R.N.) ... ..	1	L.33	C		H 2
557	DDS.1098/2	WASHER (R.N.) ... ..	1	PET.	C		H 2
	506861	CHAMBER, bottom assembly (MOD.40) ... .. Spares for:—	1	—			H 1
249	506436	BODY (MOD. 42) ... ..	1	L.121	C		H 3
253	506859	COVER, complete (R.N.) ... ..	1	—	C		H 3
305	ND/S179	SCREW ... ..	2	—	C		H 3
526	ND/S208	SCREW ... ..	3	—	C		H 3
252	506856	SEATING, inward relief valve ... ..	1	DTD.410	C		H 3
250	400422	SPRING ... ..	1	SPR.S.	C		H 3
251	506853/2	VALVE, inward relief assembly ... ..	1	—	A		H 3
552	506855	BOLT, spring (R.N.) ... ..	1	S.95	C		H 4
28M/10328	AGS.2002/C1	Nut ... ..	1	—	C		
28W/9419404	SP16/C	Washer ... ..	1	—	C		
554	501824	DIAPHRAGM (R.N.) ... ..	1	RUBBER	C		H 4
553	502700	EXCLUDER, dust (R.N.) ... ..	1	—	C		H 4

VALVES, CABIN PRESSURE CONTROL

Ref. No.	Part No.	Description					No. Off	Matl. Spec.	CL. OF		Plate No.
		1	2	3	4	5			ST.	M.R.	
558	501823						1	L.1	C	H 4	
561	503384						1	L.33	C	H 4	
28P/12587	SP9/C4						1	—	C		
559	499864						1	DTD.215	C	H 4	
555	499702						1	L.3	C	H 4	
560	501826						1	—	C	H 4	
28S/3421	A33/A8						8	—	C		
556	503383						1	L.33	C	H 4	
557	DDS.1098/2						1	PET.	C	H 4	
	506854/1						1	—		H 1	
	506854/2						1	—		H 1	
										Spares for:—	
	400482						1	TUFNOL		H 5	
28M/14426	A47/A						3	—	C		
28S/2870	A33/A20						2	—	C		
28S/2834	A33/A28						1	—	C		
28W/3096	AGS.162/A						3	—	C		
222	400476						1	BRASS	C	H 5	
232	400280						1	—	B	H 5	
530	400458/1						1	BRASS	C	H 4	
587	ND/S127						1	—	C	H 4	
547	400485						1	S.92	C	H 4	
83	400473						1	—	C	H 5	
	400474						2	S.92		H 5	
548	400775						2	PAXOLIN	C	H 5	
28M/14427	A47/B						4	—	C		
28W/3097	AGS.162/B						2	—	C		
28W/14034	SP25/B						2	—	C		
217	400429						1	—	C	H 5	
28M/10330	AGS.2002/E1						1	—	C		
28F/14253	AGS.1186/4						1	—	C		
220	498131						1	—	C	H 5	
224	400338						1	—	C	H 5	
225	400339						1	—	C	H 5	
148	ND/S55						1	—	C	H 5	
216	400462						1	L.121	C	H 5	
28T/2948	AGS.884/M						3	—	C		

VALVES, CABIN PRESSURE CONTROL

Ref. No.	Part No.	Description	No. Off	Matl. Spec.	CL. OF		Plate No.
					ST.	M.R.	
						L.M.	
234	506879	<b>FILTER</b> , capnut assembly (MOD. 41B) ... ..	1	—	B		H 5
		Spares for:—					
545	498133	<b>FILTER</b> , complete (R.N.) ... ..	1	—	C		H 4
542	506869	<b>NUT</b> , cap (R.N.) ... ..	1	S.92	C		H 4
544	400454	<b>PLATE</b> (R.N.) ... ..	1	DTD.124A	C		H 4
543	400444	<b>WASHER</b> (R.N.) ... ..	1	DDS.1017	C		H 4
28N/12795	AGS.2030/4	Circlip ... ..	1	—	C		
	504987	<b>FILTER</b> , orifice assembly (MOD. 41A) ... ..	1	—			H 5
		Spares for:—					
243	504989	<b>BODY</b> , filter, complete (R.N.) ... ..	1	—	C		H 4
	ND/S126	<b>BODY</b> , orifice, complete ... ..	1	—			H 4
239	504992	<b>BOLT</b> , retaining (R.N.) ... ..	1	S.80	C		H 4
28N/12795	AGS.2030/4	Circlip ... ..	1	—	C		
28M/10328	AGS.2002/C1	Nut ... ..	1	—	C		
242	400447	<b>CAP</b> , orifice (R.N.) ... ..	1	L.40	C		H 4
235	400461	<b>DIAPHRAGM</b> (R.N.) ... ..	1	RUBBER	C		H 4
112	498135	<b>FILTER</b> ... ..	1	PHR.BR.	C		H 4
238	ND/S173	<b>NUT</b> (R.N.) ... ..	6	—	C		H 4
241	400452/2	<b>PLATE</b> , orifice (R.N.) ... ..	1	BRASS	C		H 4
236	400426	<b>RING</b> , support ... ..	1	L.3	C		H 4
237	ND/S174	<b>SCREW</b> (R.N.) (PRE. AMDT. 120) ... ..	6	—	C		H 4
1412	ND/S178	<b>SCREW</b> (AMDT. 120) ... ..	6	—	C		
240	400451/2	<b>WASHER</b> ... ..	3	FIBRE	C		H 4
28W/3088	AGS.163/B	Washer ... ..	1	—	C		
373	506697	<b>GUARD</b> , filter ... ..	2	SPR.S.	C		H 5
227	400478	<b>HEAD</b> , adjusting (R.N.) ... ..	1	TUFNOL	C		H 5
	AS.467/205	Rivet ... ..	1	—	C		
248	400435/1	<b>HOUSING</b> , spring (R.N.) ... ..	1	L.40	C		H 5
201	400494	<b>LINK</b> , switch operating (R.N.) ... ..	1	DTD.166	C		H 5
96	400466	<b>NUT</b> , cap ... ..	2	S.1	C		H 5
28F/12047	AGS.1186/A	Washer ... ..	2	—	C		
	506698	<b>NUT</b> , capsule ... ..	1	S.92			H 5
93	400465	<b>NUT</b> , lock ... ..	2	S.11B	C		H 5
28F/14253	AGS.1186/4	Washer ... ..	2	—	C		
546	400491	<b>NUT</b> , lock (R.N.) ... ..	1	S.11B	C		H 5
233	400493	<b>PACKING</b> (R.N.) ... ..	1	KAUTEX	C		H 5
28F/12047	AGS.1186/A	Washer ... ..	1	—	C		
551	400495/1	<b>PIN</b> (R.N.) ... ..	1	DTD.126	C		H 5
550	400495/2	<b>PIN</b> (R.N.) ... ..	1	DTD.126	C		H 5

**VALVES, CABIN PRESSURE CONTROL**

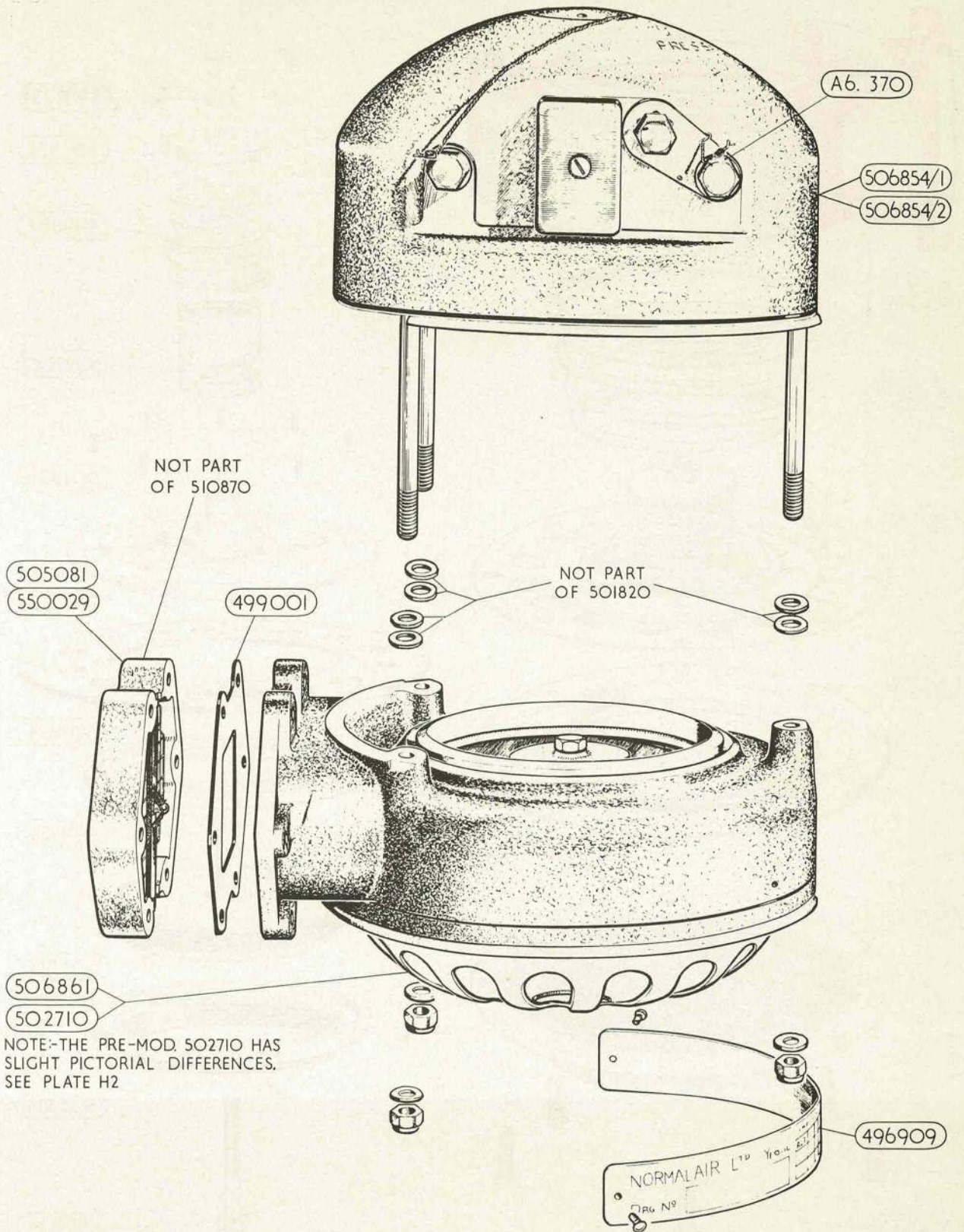
Ref. No.	Part No.	Description					No. Off	Matl. Spec.	CL. OF		Plate No.
		1	2	3	4	5			ST.	M.R.	
223	503598	PIN	(R.N.)	...	...	...	2	DTD.82	C	H 5	
	400477	PLATE,	contact link	...	...	...	2	BS.265		H 5	
	406637	PLUG	...	...	...	...	1	BS.249		H 5	
226 28P/12587	400497	SCREW,	contact adjusting	(R.N.)	...	...	1	—	C	H 5	
	SP9/C4	Pin,	split	...	...	...	1	—	C		
245	ND/S176	SCREW	(R.N.)	...	...	...	13	—	C	H 5	
55	400417	SPRING	(R.N.)	...	...	...	1	SPR.S.	C	H 5	
246	400436	SPRING	(R.N.)	...	...	...	1	DTD.215	C	H 5	
228	400774	SPRING	(R.N.)	...	...	...	1	SPR.S.	C	H 5	
231	400475	STOP,	beam	(R.N.)	...	...	1	S.92	C	H 5	
	400483/1	SUPPORT,	contact	...	...	...	1	BS.249		H 5	
	400483/2	SUPPORT,	contact	...	...	...	1	BS.249		H 5	
244	400483/3	SUPPORT,	contact	...	...	...	1	BS.249		H 5	
	506862	SUPPORT,	diaphragm,	complete	(R.N.)		1	—	C	H 5	
306	505090	SUPPORT,	diaphragm,	complete	(R.N.)		1	—	C	H 5	
		(PRE. MOD. 82).	(MOD. 82).								
230 28F/12047	499359	TAB,	locking	(R.N.)	...	...	1	DTD.124A	C	H 5	
	AGS.1186/A	Washer	...	...	...	...	2	—	C		
247	400459	WASHER	(R.N.)	...	...	...	1	KLING.	C	H 5	
229	400779	WASHER	(R.N.)	...	...	...	1	DTD.124A	C	H 5	
549	503586	WASHER	(R.N.)	...	...	...	1	BS.265	C	H 5	
221	503589	WASHER	(R.N.)	...	...	...	1	BS.265	C	H 5	
203	503597	WASHER	(R.N.)	...	...	...	1	BS.265	C	H 5	
	GD.1259/4	WASHER —	DOWTY	...	...	...	1	—		H 5	
28M/10328 28W/9419475 28W/9419402	AGS.2002/C1	Nut	...	...	...	...	3	—	C		
	SP15/C	Washer	...	...	...	...	3	—	C		
	SP13/C	Washer	(MOD. 82)	...	...	...	6	—	C		
18	499001	GASKET	...	...	...	...	1	DDS.1017	C	H 1	
	505081	GRID,	inlet and packing plate assembly	(PRE. MOD. 57).			1	—		H 1	
215	505082	GRID	assembly	...	...	...	1	—	B	H 6	
	505088	BOLT,	eye	...	...	...	1	S.1		H 6	
312 28L/11067	505083	GRID,	complete	...	...	...	1	—		H 6	
	ND/S172	RING,	split	(R.N.)	...	...	1	—	C	H 6	
	SBV.1700/112/4	STUD —	SIMMONDS	...	...	...	1	—		H 6	
28L/11067	AGS.2035/B	Washer	...	...	...	...	1	—	C		
	505084	PLATE,	packing. complete	...	...	...	1	—		H 6	

VALVES, CABIN PRESSURE CONTROL

Ref. No.	Part No.	Description					No. Off	Matl. Spec.	CL. OF		Plate No.
		1	2	3	4	5			ST.	M.R.	
	550029	<b>GRID</b> , inlet and packing plate assembly (MOD. 57).					1	—			H 1
215	505082	Spares for :— <b>GRID</b> assembly ... ..					1	—	B		H 6
	505088	Spares for :— <b>BOLT</b> , eye ... ..					1	S.1			H 6
	505083	<b>GRID</b> , complete ... ..					1	—			H 6
312	ND/S172	<b>RING</b> , split (R.N.) ... ..					1	—	C		H 6
	SBV.1700/112/4	<b>STUD — SIMMONDS</b> ... ..					1	—			H 6
28L/11067	AGS.2035/B.	Washer ... ..					1	—	C		
486	550028	<b>PLATE</b> , packing, complete ... ..					1	—	C		H 6
562	496909	<b>NAMEPLATE</b> (R.N.) ... ..					1	L.4	C		H 1
28S/6470	2R 3/16	Screw ... ..					2	—	C		
732	A6370	<b>SEAL</b> ... ..					1	LEAD	C		

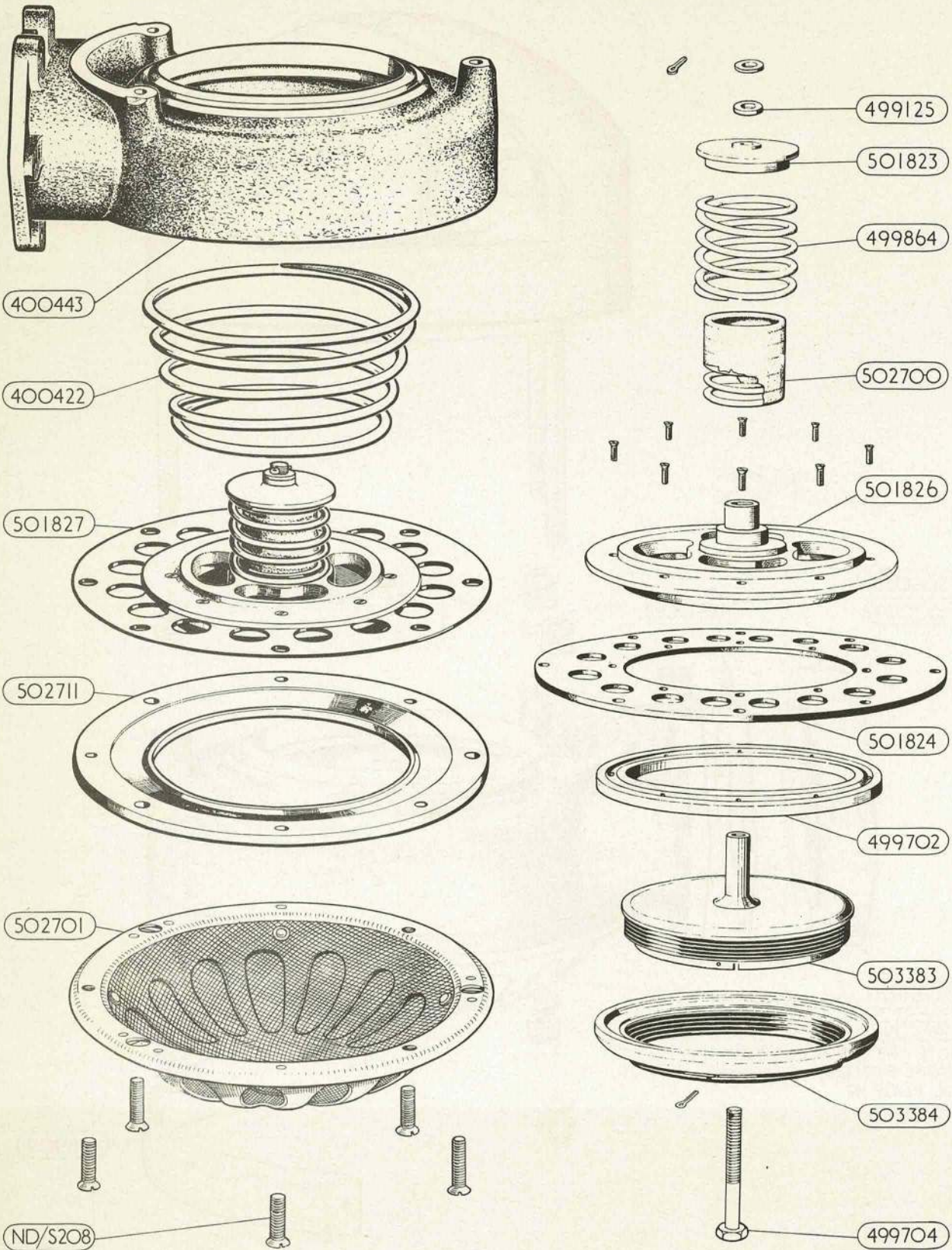
UNCLASSIFIED//FOR OFFICIAL USE ONLY

Ref. No.	Part No.	Description					No. Off	Matl. Spec.	CL. OF	Plate No.
		1	2	3	4	5			ST.	

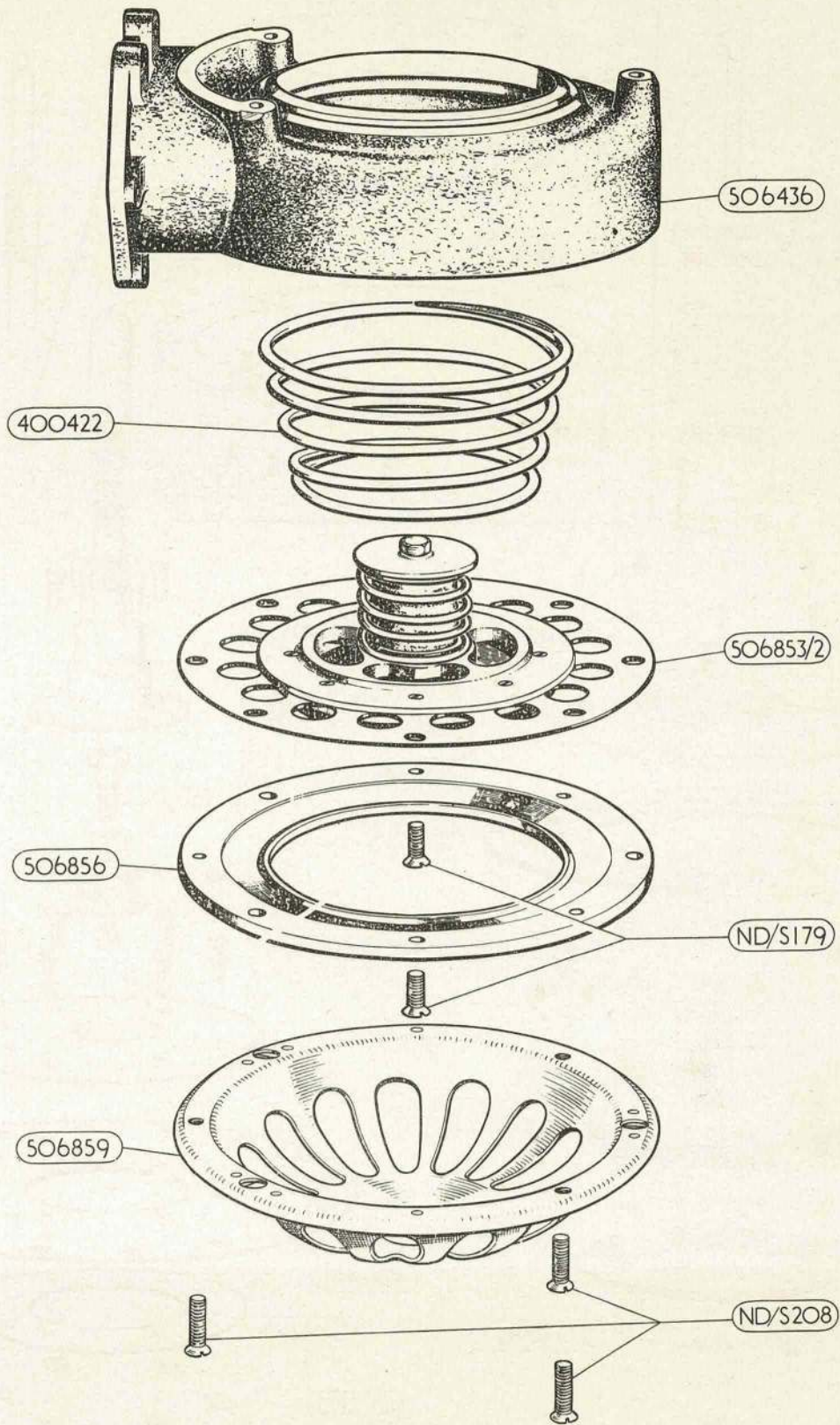


VALVE, CABIN PRESSURE CONTROL

PLATE H2

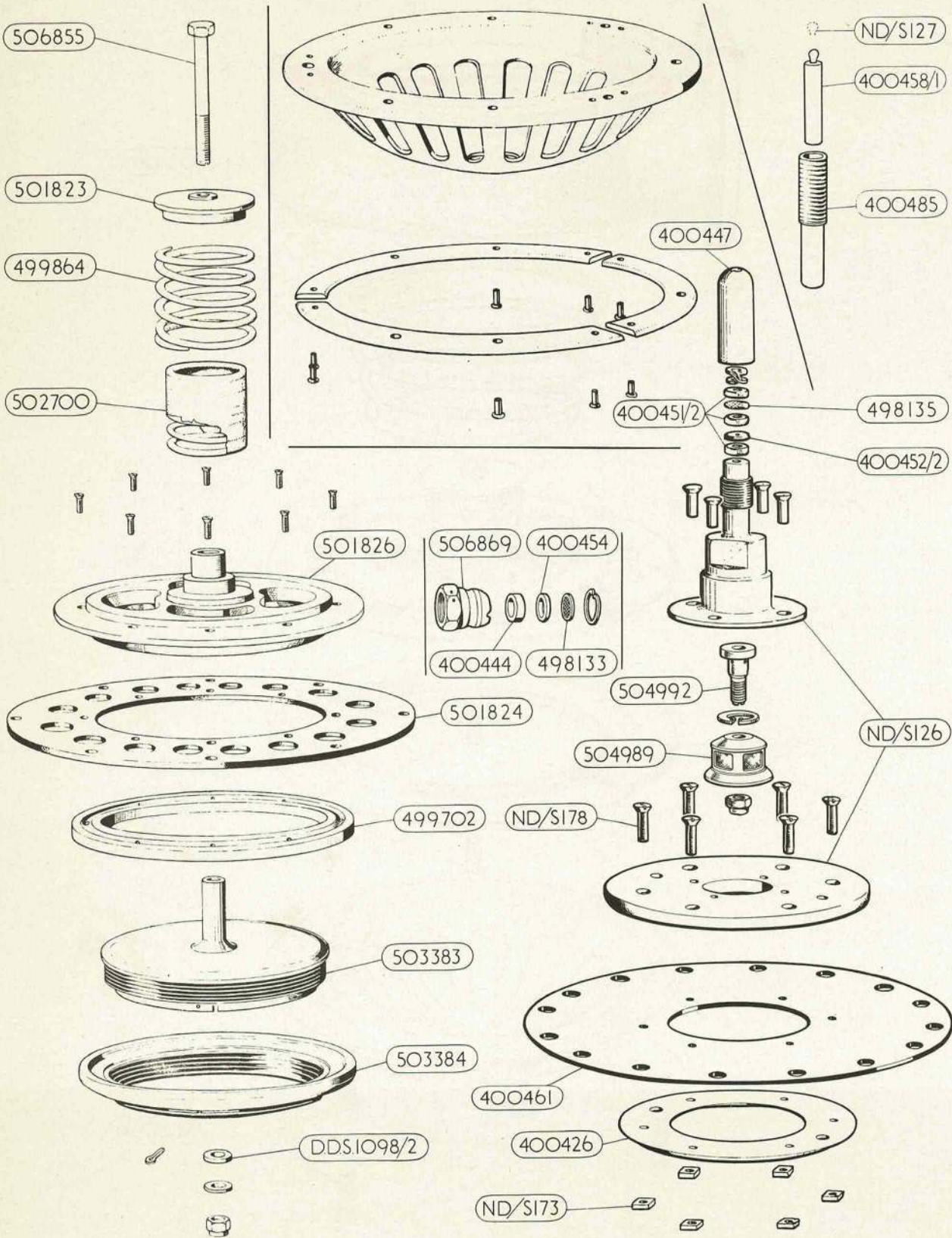


CHAMBER , BOTTOM ASSEMBLY

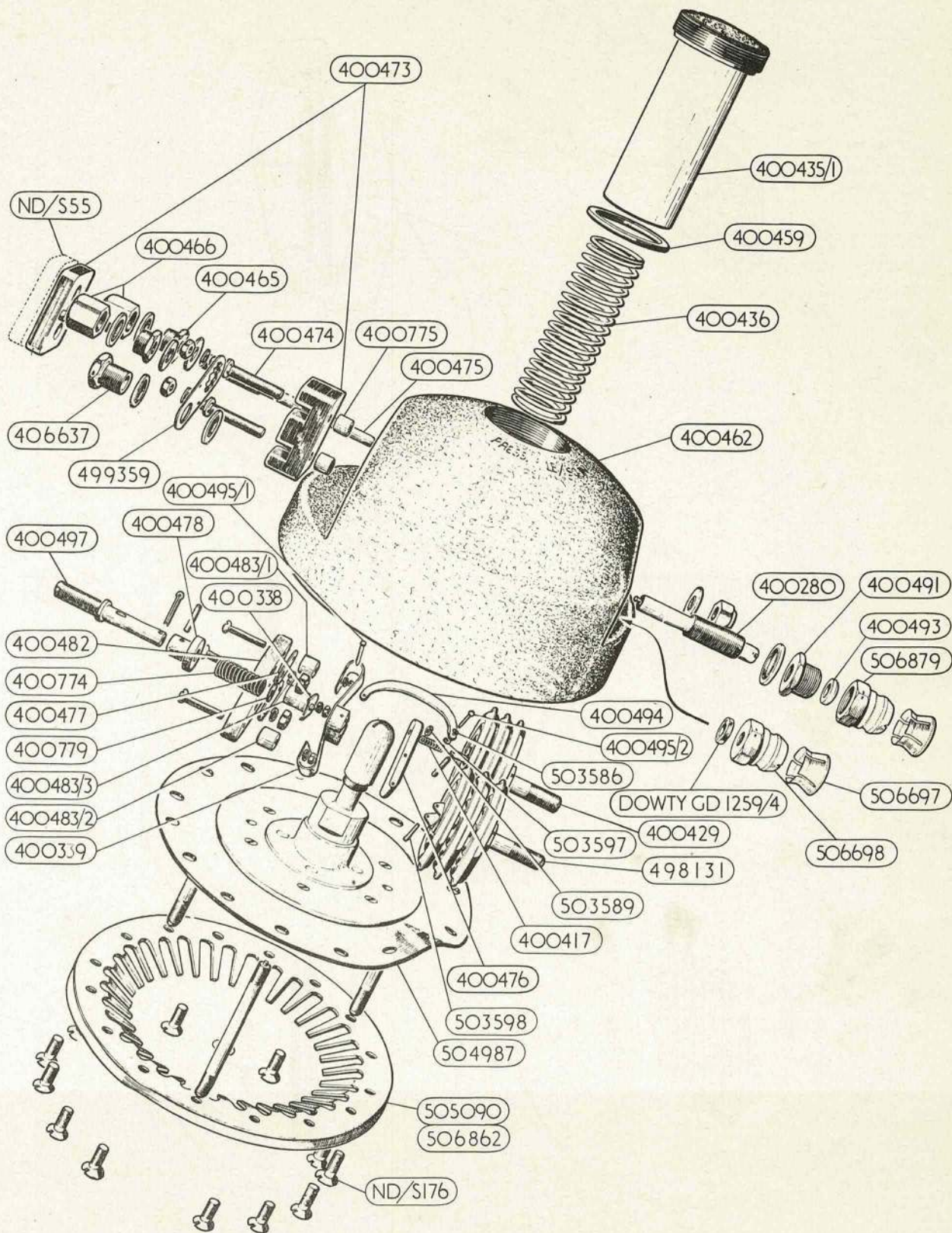


CHAMBER, BOTTOM ASSEMBLY

PLATE H 4

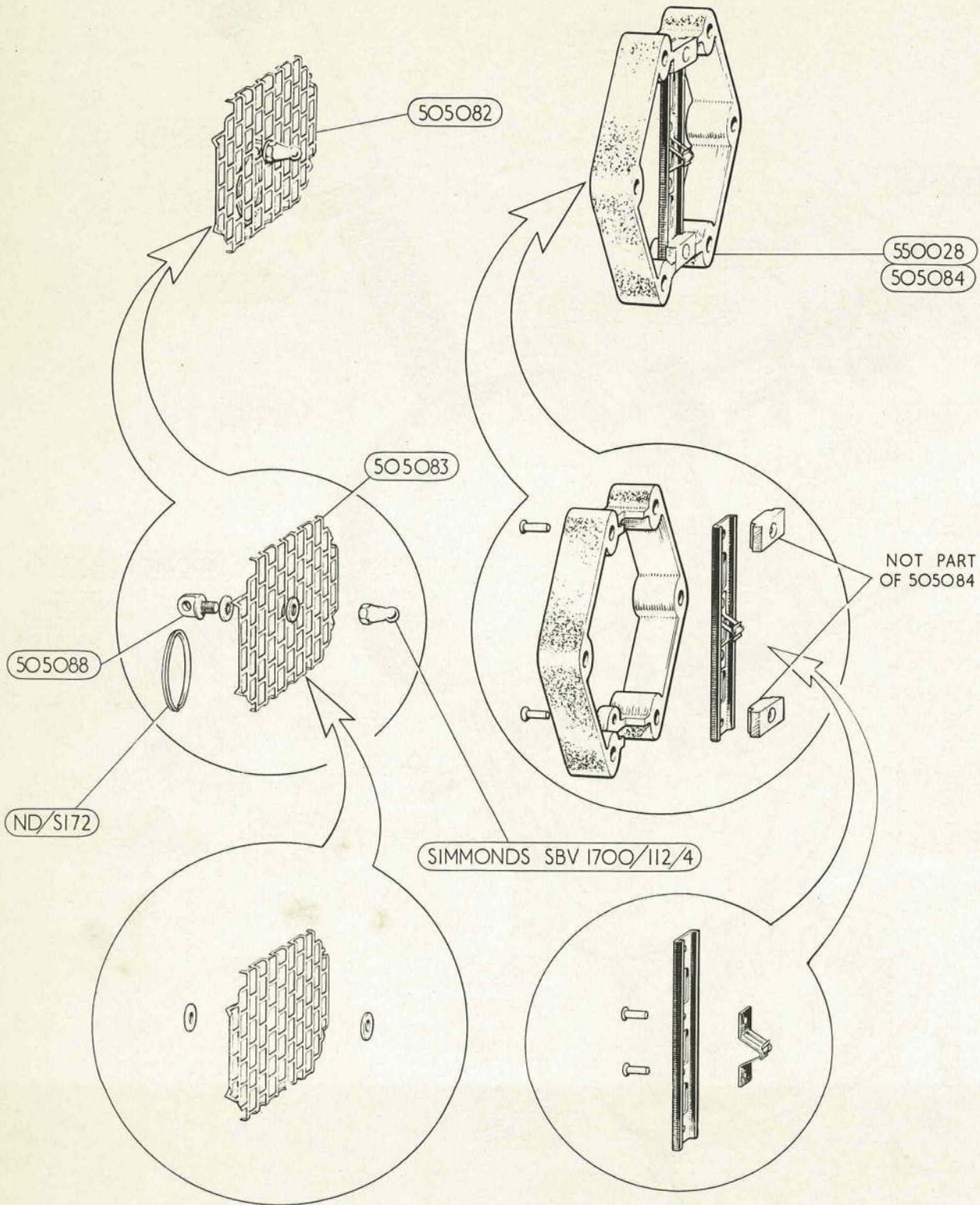


ASSEMBLIES VARIOUS



CHAMBER, TOP ASSEMBLY

PLATE H 6



GRID, INLET & PACKING PLATE ASSEMBLY

This file was downloaded  
from the RTFM Library.  
Link: [www.scottbouch.com/rftm](http://www.scottbouch.com/rftm)  
Please see site for usage terms,  
and more aircraft documents.

