

ARMAMENT

INSTALLATION OF PILOT'S ATTACK SIGHT, CODED "AS"

Ref. No.	Part No.	Description	No. off						Material Specification	Class of Store or L.M.	Plate No.	
			1	2	3	4	5	6				
	—	INSTALLATION OF PILOT'S ATTACK SIGHT, CODED "AS"							1	—	—	
	—	INSTALLATION IN FUSELAGE NOSE ...							1	—	—	
		(Drg. Nos. 10-20 N 7835 and 10-20 R 2351)										
	10-20 N 7987A	CABLE , coded "A5-EL3," assembly ...							1	—	ECC	BB1 BB1A
	10-20 N 7985A	CABLE , coded "A6-EL1," assembly ...							1	—	ECC	BB1 BB1A
	—	UNIT , radar adapter, P.A.S. and mounting, ... (See sub-section ND)							1	—	—	
	—	INSTALLATION ON FRONT PRESSURE BULKHEAD, CODED "A"							1	—	—	
		(Drg. Nos. 10-20 F 1153, 10-20 FS 11141, 10-20 N 9465, 10-20 N 11421 Mod. 2)										
	—	BLOCK , terminal, coded "EE," group ...							1	—	—	
	DHS.456/20L	BLOCK , terminal, 20-way, L.H., assembly ... (For breakdown see DHS. Data Sheet)							1	—	—	BB1 BB1A
5X/9149643 16671	PLESSEY CZ.25111	COVER , terminal, block ...							1	—	C	
	DHS.870/1	PILLAR , fixing, 4 BA ...							2	—	C	
	10-20 N 20731A	BOX , junction, complete with wiring and equipment, coded "EG," assembly (Mod. 1032, Pre Mod. 1000)							1	—	—	BB1 BB3 BB4
	10-20 N 24221A	BOX , junction, complete with wiring and equipment, coded "EG," assembly (Mod. 1305)							1	—	—	BB1A BB3 BB4
	10-20 N 20729A	BOX , junction, complete with equipment, less wiring, assembly (Mod. 1082, Pre Mod. 1000)							1	—	—	BB4
	10-20 N 24223A	BOX , junction, complete with equipment, less wiring, assembly (Mod. 1305)							1	—	—	BB4
	10-22 N 2331A	BOARD , terminal, at P.A.S. junction box coded "R" assembly							1	—	—	BB4
	10-22 N 2329ND	BOARD , tag ...							1	LFS.BSS 2966	—	BB4
10H/0560066	HARWIN H.2074Z	TERMINAL , post ...							2	—	C	BB4
		Attachments for 10-22 N 2313A, Board :—										
	28M/10326	Nut, 6 BA ...							2	—	C	
	28S/6547	Screw, 6 BA ...							2	—	C	
	10-20 N 20193	Tube, distance, 1/4" o/d x 1/2" long ...							2	S.92	LM	BB4
28W/9419446	SP.10/A	Washer ...							2	—	C	
19198	10-20 N 23997A/ND	BOX , junction, complete with sleeve, assembly Spares for :—							1	—	P	BB4
	10-20 N 15349A	BOX , junction, assembly (Mod. 860, (Pre Mod. 1000)							1	—	—	BB4

ARMAMENT

INSTALLATION OF PILOT'S ATTACK SIGHT, CODED "AS"

Ref. No.	Part No.	Description						No. off	Material Specification	Class of Score or L.M.	Plate No.
		1	2	3	4	5	6				
	10-20 N 22781A							1	—	—	BB4
	10-20 N 4355A							2	—	—	BB4
	10-20 N 4353ND							1	LFS.21, 23 or 26	—	BB4
10H/0560066	HARWIN H.2074Z							2	—	C	BB4
28M/10286	AGS.2001/A/1							2	—	C	
28S/1011484	A32/A20							2	—	C	
	10-20 N 4351							1	LFS.21, 23 or 26	LM	BB4
28W/9419446	SP.10/A							2	—	C	
	10-20 N 10177A/1							1	—	—	BB4
	10-20 N 22785A							1	—	—	BB4
	FERRANTI										
5X/9258	94/10834							3	—	C	
	FERRANTI										
5X/9258	94/10834							1	—	C	
28M/9434251	AGS.2008/B/1							2	—	C	
28M/13774	AGS.2019/B/1							2	—	C	
19708	10-20 N 7233							4	—	—	BB4
	10-20 N 7417							4	L.72	—	BB4
	FERRANTI										
5X/9257	93/12218							1	—	C	
	10-20 N 10181A							1	—	—	BB4
	10-20 N 22783A							1	—	—	BB4
	FERRANTI										
28FP/—	DZUS S3/175/D12							2	—	C	
28D/11937	AS.1246/1B							4	—	C	
28W/9419401	SP.10/B							4	—	C	

ARMAMENT

INSTALLATION OF PILOT'S ATTACK SIGHT, CODED "AS"

Ref. No.	Part No.	Description						No. off	Material Specification	Class of Store or L.M	Plate No.
		1	2	3	4	5	6				
	10-20 N 7307ND							1	L.72	LM	BB4
	10-20 N 7309ND							1	L.72	LM	BB4
	10-20 N 7533ND							2	L.72	LM	BB4
	10-20 N 7199A/1							1	—	—	BB4
	—							1	—	LM	
	10-20 N 8643ND							1	L.72	LM	BB4
	10-20 N 7201ND							1	L.72	LM	BB4
	10-20 N 7233							2	L.65	—	BB4
	10-20 N 7417							2	L.72	—	BB4
10H/0560200	—							1	—	P	
19930	10-20 N 20723A							1	—	C	BB4
	10-20 N 10211A/ND							1	—	LM	BB4
	10-20 N 7349ND							1	—	LM	5B
28E/10049	—							2	—	C	
26FN/3374	DHS.180 Mk. 2/X							1	S.510	C	BB4
									or S.511		
26FN/3285	DHS.180 Mk. 3/X							1	S.510	C	BB4
									or S.511		
17069	10-20 N 20727A							1	—	C	BB4
									Spares for: —		
28FP/1166	DZUS AJ3/70							2	—	C	
28FP/959	DZUS GA3/T450							2	—	C	
11040	10-20 N 10195							2	S.513	C	BB4
20209	10-20 N 10197A							1	—	C	
									Attachments for 10-20 N 10197A,		
									Handle: —		
28P/7002433	SP.4Y/B1							1	—	C	
28P/9130722	SP.4Y/B2							1	—	C	
28P/9429619	SP.9/C5							2	—	C	
28VV/9419454	SP.10/C							2	—	C	
									Washer		
12171	10-20 N 10209A							1	—	C	BB4
	10-20 N 10209A/ CABLES							QR	—	ECC	
	FERRANTI CXR.12526/1							1	—	—	
11041	10-20 N 10203A							1	—	C	BB4
									Attachments for 10-20 N 10203A, Seal: —		
28S/1200060	A33/A16							4	—	C	
									Screw, 6 BA		

ARMAMENT

INSTALLATION OF PILOT'S ATTACK SIGHT, CODED "AS"

Ref. No.	Part No.	Description						No. off	Material Specification	Class of Store or L.M.	Place No.
		1	2	3	4	5	6				
	—										
	10-20 N 14827							1	—	—	
								1	LFS.21, 23 or 26	LM	BB4
28M/10286	AGS.2001/A/1							2	—	C	
	10-20 N 15839A							1	—	—	BB4
16022	10-20 N 14825A							1	—	C	BB4
5905-99-011-3304	—							1	—	C	
5905-99-011-3306	—							2	—	C	
28S/1011484	A32/A20							2	—	C	
28V/9419446	SP.10/A							2	—	C	
	FERRANTI										
12172	AXR.12526							1	—	C	BB4
28M/10326	AGS.2002/A/1							4	—	C	
28S/1200060	A33/A16							4	—	C	
28V/9419446	SP.10/A							4	—	C	
10H/0560330	—							1	—	C	
10H/0560331	—							1	—	C	
10H/0560381	—							1	—	C	
10H/0560380	—							1	—	C	
10H/0560384	—							1	—	C	
10H/0560383	—							1	—	C	
10H/0560382	—							1	—	C	
	10-20 N 10285A							1	—	ECC	BB1 BB1A
	10-20 N 10287A							1	—	ECC	BB1 BB1A
	10-20 N 24173A							1	—	ECC	BB1A
	10-20 N 7937A/1							1	—	ECC	BB1
	10-20 N 12827A							1	—	ECC	BB1
	10-20 N 10289A							1	—	ECC	BB1
	10-20 N 23749A							1	—	ECC	BB1A
	10-20 N 23847A/							1	—	ECC	
	10-20 N 20731A/ CABLES							QR	—	ECC	
	10-20 N 24221A/ CABLES							QR	—	ECC	
28D/9419452	A25/3B							4	—	C	
28V/9419465	SP.13/B							4	—	C	
	10-20 N 9/139 Mk. 1							1	—	ECC	BB1 BB1A
	10-20 N 9045A							1	—	ECC	BB1 BB1A

ARMAMENT

INSTALLATION OF PILOT'S ATTACK SIGHT, CODED "AS"

Ref. No.	Part No.	Description	No. off	Material Specification	Class of Store or L.M.	Plate No.
	10-20 N 9577A	CABLE , coded "EE-Q," assembly (Pre-Mod.1000)	1	—	ECC	BB1
	10-20 N 22843A	CABLE , coded "EE-Q," assembly (Mod. 1000) ...	1	—	ECC	BB1A
	10-20 N 24171A	CABLE , coded "EE-STN1," assembly ... (Mod. 1305)	1	—	ECC	BB1 BB1A
	10-20 N 7941 A	CABLE , coded "EG7-EE," assembly ... (Pre-Mod. 1000)	1	—	ECC	BB1
	10-20 N 20077A	CABLE , coded "EG7-EE," assembly (Mod. 1000)	1	—	ECC	BB1A
	10-20 N 9527A	CABLE , coded "ME-EE," assembly ... (Pre Mods. 416 and 1000)	1	—	ECC	BB1
	10-20 N 22861A	CABLE , coded "EE-ME," assembly (Mod. 1000) ...	1	—	ECC	BB1A
	—	CONTROLLER , display unit, Mk. 2, coded "EH," group	1	—	—	—
	10-20 F 2673	BAND , sling, 22 SWG (Mod. 292, Pre Mod. 765) Attachments for 10-20 F 2673, Band :—	1	L.72	LM	BB5
28M/10287	AGS.2001/B/1	Nut, 4 BA ...	1	—	C	—
28S/1200034	A31/B16	Screw, 4 BA ...	1	—	C	—
28W/9419474	SP.15/B	Washer ...	1	—	C	—
	10-20 F 2941A	CLAMP , P.A.S. controller, assembly ... (Mod. 292)	1	—	—	BB5
12553	10-20 F 2943A	BRACKET , assembly ...	1	—	C	BB5
12552	10-20 F 2945	LINK ... Attachments for 10-20 F 2945, Link :—	1	DTD.298	C	BB5
	AVIATION DEVELOPMENTS					
28FP/4	A.407	Pin, "Pip," quick release ...	1	—	C	—
28P/864	SP.4Y/D6	Pin, shackle ...	1	—	C	—
28P/1007741	SP.9/C8	Pin, split ...	1	—	C	—
12551	10-20 F 3167	LINK ... Attachments for 10-20 F 3167, Link :—	2	DTD.298	C	BB5
28D/13133	AS.3297/AC	Bolt, 2 BA ...	1	—	C	—
28M/1006473	A27/CT	Nut, 2 BA ...	1	—	C	—
28W/9419402	SP.13/C	Washer ...	1	—	C	—
28W/1009699	SP.55/C	Washer, spring ...	1	—	C	—
	—	STRIP , sorbo rubber, 4"-20 x 0"-50 x 0"-25 thick (Attach with Bostik)	QR	—	LM	BB5
	—	Attachments for 10-20 F 2941A, Clamp :—				
28D/1011238	A25/3E	Bolt, 1/2" BSF ...	2	—	C	—
28W/9418921	SP.13/E	Washer ...	2	—	C	—
	10-22 F 213A/ND	CONTROLLER , and upper casting attachment, assembly	1	—	—	BB5
12728	10-20 F 2967A	BRACKET , controller, attachment, assembly Spares for :—	1	—	C	BB5
	10-20 F 1481	LABEL , "Caution, etc.", 20 x SWG Attachments for 10-20 F 2967A, Bracket :—	1	Alumn.	LM	BB5
7191	A103/EP/DHS.514/D	Nut, 1/2" UNF, 2B ...	4	—	C	BB5
28W/9418920	SP.10/E	Washer ...	4	—	C	—

ARMAMENT

INSTALLATION OF PILOT'S ATTACK SIGHT, CODED "A5"

Ref. No.	Part No.	Description	No. off	Material Specification	Class of Store or L.M	Plate No.
8B/4238	—	CONTROLLER , display unit, Mk. 2, coded "EH"	1	—	P	BB1 BB1A BB3
	—	CORD , handle, hook and roller, group (Mod. 292, Pre Mod. 765)	1	—	—	
	10-20 F 2669ND	CORD , nylon, 36"-0 long	QR	DTD.481	LM	BB5
	10-20 F 2671	HANDLE , 1/8" dia. brass wire	1	—	LM	BB5
	10-20 F 2675	HOOK , handle retaining, 18 SWG	1	L.72	LM	BB5
		Attachments for 10-20 F 2675, Hook :—				
28D/9131782	AS.1242/2B	Bolt, 4 BA	1	—	C	
28M/10287	AGS.2001/B/1	Nut, 4 BA	1	—	C	
28VV/9419474	SP.15/B	Washer	1	—	C	
	F. MARTIN & SONS					
	1 1/2	HOOK , snap	1	—	—	BB5
	A. J. PRATT 167	RING , split	1	—	—	BB5
	10-20 F 3097	ROLLER	1	L.65	LM	BB5
		Attachments for 10-20 F 3097, Roller :—				
28P/1021	SP.4Y/B19	Pin, shackle	1	—	C	
28P/1007741	SP.9/C8	Pin, split	1	—	C	
28VV/9419402	SP.13/C	Washer	1	—	C	
	10-20 N 10293A	MOUNTING , display unit controller, c/w wiring, assembly (Pre Mods. 96 and 1000)	1	—	—	BB5
17774	10-20 N 23109A	MOUNTING , display unit controller, c/w wiring, assembly (Mod. 1000, Pre Mod. 803)	1	—	P	BB5
17775	10-20 N 22881A	MOUNTING , display unit controller, c/w wiring, assembly (Mods. 1000 and 803)	1	—	P	BB5
	10-20 N 7755A	CABLE , assembly (Pre Mods. 96 and 1000)	1	—	ECC	BB1
	10-20 N 7761A	CABLE , coded "EG6," assembly	1	—	ECC	BB1A
	10-20 N 7757A	CABLE , coded "EG8," assembly	1	—	ECC	BB1A
	10-20 N 7759A	CABLE , coded "EG9," assembly (Pre Mods. 96 and 1000)	1	—	ECC	BB1
	10-20 N 20075A	CABLE , coded "EG9-EH," assembly (Mod. 1000)	1	—	ECC	BB1A
	10-20 N 7753A	CABLE , coded "F," assembly (For use on Pre Mod. 96 or 803 A/C)	1	—	ECC	BB1 BB1A
	10-20 N 13981A	CABLE , coded "H-A," assembly (Mod.803)	1	—	ECC	BB1A
	10-20 N 10283A	CABLE , coded "NY," assembly (Pre Mods. 96 and 1000)	1	—	ECC	BB1
	10-20 N 10291A/ CABLES	CABLES , link (Pre Mod. 96)	QR	—	ECC	
	10-20 N 23085A/ CABLES	CABLES , link (Mod. 1000, Pre Mod. 803)	QR	—	ECC	
	10-20 N 23059A/ CABLES	CABLES , link (Mods. 1000 and 803)	QR	—	ECC	

ARMAMENT

INSTALLATION OF PILOT'S ATTACK SIGHT, CODED "AS"

Ref. No.	Part No.	Description	No. off	Material Specification	Class of Store or L.M.	Plate No.
	10-20 F 1851A	CHAIN , assembly	1	—	—	BB5
	10-20 F 1855ND	CHAIN (Make from Ref. No. 29H/4114)	1	—	LM	BB5
	AVIATION DEVELOPMENTS					
28FP/5	A.409	PIN , "Pip," quick release	1	—	C	BB5
28E/10049	—	RING , split, $\frac{3}{8}$ " dia.	2	—	C	
	10-20 F 1853ND	TAG , chain, 22 SWG	1	S.510 or S.511	—	BB5
	10-20 N 6995A	MOUNTING , less wiring, assembly ...	1	—	—	BB5
	10-20 N 6997A/ND	CASTING , upper, c/w socket, assembly	1	—	—	BB5
7129	10-20 N 5523A	CASTING , assembly	1	—	C	BB5
	FERRANTI					
	EXF.25781/Sht. 2	SOCKET , 109-way	1	—	P	BB5
		Attachments for EXF.25781/Sht. 2, Socket:—				
12574	10-20 N 10981ND	Bolt, No. 10 UNF, 2A	2	—	C	BB5
	10-20 N 6991A	CASTING , lower assembly	1	—	—	BB5
		Attachments for 10-20 N 6991A, Casting:—				
28D/8308	AS.1242/3C	Bolt, 2 BA	2	—	C	
28D/1011019	A25/8C	Bolt, 2 BA	2	—	C	
28DU/9419971	A102/10D	Bolt, No. 10 UNF, 2A	4	—	C	
28W/9419447	SP.41/C	Washer, tab	6	—	C	
	—	PLATE , blanking, group (Mod. 1000) ...	1	—	—	
10H/0970108	—	GASKET , union	1	—	C	
10H/0970111	—	GASKET , union	1	—	C	
10H/0970128	—	NUT , union	1	—	C	
10H/0970129	—	NUT , union	1	—	C	
	10-20 N 7575ND	PLATE , blanking, 0"-62 o/d x 20 SWG	1	L.72	LM	BB5
	10-20 N 21073ND	PLATE , blanking, 0"-53 o/d x 20 SWG	1	L.72	LM	BB5
	HELLERMANN					
5K/—	P2 x $\frac{1}{4}$ "	SLEEVE , Helvin	92	—	—	
		Attachments for 10-20 N 10293A, 10-20 N 23109A or 10-20 N 22881A, Mount- ing:—				
4186	A25/2C/DHS.514/D	Bolt, 2 BA	2	—	C	
28D/9133012	A25/3C	Bolt, 2 BA	2	—	C	
13426	10-20 F 1909ND	Shim, 4"-6 x 0"-58 x 0"-002 lams. $\frac{1}{32}$ " max.	QR	LA.3	C	BB5
13427	10-20 F 1911ND	Shim, 5"-6 x 0"-9 x 0"-002 lams. $\frac{1}{32}$ " max.	QR	LA.3	C	BB5
28W/9419402	SP.13/C	Washer	2	—	C	
26DV/9733	DHS.728/C16	Washer, profile	2	DTD.746	C	
	—	PLATE , cradle mounting, at stn. 79"-5, group	1	—	—	
	10-20 FS 11865A/ND	PLATE , cradle mounting, assembly ...	1	—	—	BB5
		Spares for:—				
13431	10-20 FS 12817	ANGLE , support	4	—	C	BB5
7128	10-20 FS 11145	CRADLE	2	LFS.23 or 26	C	BB5
		Attachments for 10-20 FS 11145, Cradle:—				
28D/1013173	AS.1242/10C	Bolt, 2 BA	2	—	C	

INSTALLATION OF PILOT'S ATTACK SIGHT, CODED "AS"

Ref. No.	Part No.	Description	No. off	Material Specification	Class of Store or L.M.	Plate No.
	—	INSTALLATION AT PANEL, CODED "H-A" (Drg. Nos. 10-20 N 11421 and 10-20 N 13987)	1	—	—	
	—	BLOCKS , terminal, coded "DR," group (Mod.803)	1	—	—	
	DHS.456/5	BLOCK , terminal, 5-way, assembly	1	—	—	BB1A
	DHS.456/5L	BLOCK , terminal, 5-way, L.H., assembly (For breakdown see DHS. Data Sheet)	1	—	—	BB1A
5X/9149641	PLESSEY CZ.26805	COVER , terminal block	2	—	C	
16671	DHS.870/1	PILLAR , fixing, 4 BA (Fit at upper terminal block)	2	—	C	
5X/9450403	PLESSEY Z.28426	PILLAR , fixing, 4 BA (Fit at lower terminal block)	2	—	C	
28W/9419401	SP.10/B	WASHER (Fit under R.H. foot of upper terminal block)	2	—	C	
	10-20 N 13979A	CABLE , coded "F-H.A." assembly (Mod. 803) ...	1	—	ECC	BB1A
	—	PANEL , mounting, coded "H-A" (See sub-section FB)	—	—	—	
	—	INSTALLATION IN COCKPIT, PORT SIDE (Drg. Nos. 10-20 F 1153, 10-20 F 2957 Pre Mod. 96, 10-20 N 10251 Pre Mod. 96, 10-20 N 11787A Pre Mod. 96 and 10-20 N 11421 Mod. 2)	1	—	—	
	—	BEAM , support and panel, P.A.S., coded "AU" (See sub-section FB)	—	—	—	
	10-20 N 22577A	CABLE , coded "ADS-D.B." assembly (Mod.1000)	1	—	ECC	BB1A
	10-20 N 11787A/ CABLES	CABLES , link (Mod. 332, Pre Mod. 96)	QR	—	ECC	
8B/3776	—	DISPLAY-UNIT , coded "EX," group	1	—	—	
	—	CELL , drying	1	—	P	BB3
	—	Attachments for Ref. No. 8B/3776, Cell :—				
28D/1011021	A25/16C	Bolt, 2 BA	2	—	C	
28W/9419454	SP.10/C	Washer	2	—	C	
8B/5054	—	DISPLAY-UNIT Mk. 1A, coded "EX," (FERRANTI Mod. 587/FE) complete with 3 cables (to EG1, EG2 and EG3) (Mod. 1398)	1	—	P	BB1 BB1A BB2 BB3

ARMAMENT

INSTALLATION OF PILOT'S ATTACK SIGHT, CODED "AS"

Ref. No.	Part No.	Description	No. off						Material Specification	Class of Score of L.M	Plate No.
			1	2	3	4	5	6			
8B/5055	—	DISPLAY-UNIT , Mk. 1N coded "EX," (FERRANTI Mod. 587/FE) complete with 3 cables to (EG1, EG2 and EG3) (Mod. 1398)	1						—	P	BB1 BB1A BB2 BB3
	10-20 S 7333A	HOSE , display-unit to drying cell, assembly ...	1						—	—	BB2 BB3
	—	CORDAGE , coreless ...	QR						—	—	
	10-20 S 8855ND	HOSE , 1" i/d x 12'-0 long ...	1						DTD. 373A/2	LM	BB2 BB3
	—	TAPE , adhesive fabric, 3/4" wide ...	QR						Comm. quality	—	
	—	RECORDER , P.A.S. (See Appendix "A," AP.4647A, Vol. 3, Part 2)	—						—	—	
	10-20 N 10261A/ND	RESISTOR , complete with terminal block, assembly (Pre Mod. 96)	1						—	—	BB2
	—	BLOCK , terminal, coded "NY," group ...	1						—	—	
	DHS.456/10	BLOCK , terminal, 10-way, assembly (For breakdown see DHS Data Sheet)	1						—	—	BB1
5X/3275	PLESSEY CZ.26808	COVER , terminal block ...	1						—	C	
5X/9450403	PLESSEY Z.28426	PILLAR , fixing, 4 BA ...	2						—	C	
	10-20 N 10249A	PLATE , mounting, terminal block, assembly ...	1						—	—	BB2
28M/9434251	AGS.2008/B/1	NUT , anchor, 4 BA ...	2						—	C	
	10-20 N 10247ND	PLATE , mounting, bare, 18 SWG	1						L.72	LM	BB2
		Attachments for 10-20 N 10249A, Plate :—									
28D/11937	AS.1246/1B	Bolt, 4 BA ...	1						—	C	
28W/9419474	SP.15/B	Washer ...	1						—	C	
10W/0113514	—	RESISTOR , 13 ohms, coded "1.NY-NY4" ...	1						—	C	BB1
	10-20 N 11189ND	SLEEVE , 6 m/m x 2'-0 long ...	1						Tenatube P.V.C.	LM	BB2
5K/4446	—	SLEEVE , binding, 1'-0 long ...	2						—	C	
5X/9400061	—	TAG ...	2						—	C	
10F/0510578	—	SWITCH , toggle, coded "Q" (Pre Mod. 96) ...	1						—	C	BB1
	—	INSTALLATION AT FRAME 96", PORT ... (Drg. No. 10-20 N 13463)	1						—	—	
	—	TERMINALS , earth, station 1, coded "A" and "D," group	1						—	—	
26DV/7529	DHS.438/C	TAG , corrosion ...	2						L.16	C	
26DV/4969	DHS.437/C	TERMINAL , earth, assembly ... (For breakdown see DHS. Data Sheet)	2						—	C	BB1 BB1A
		Attachments for DHS.437/C, Terminal :—									
28D/11255	AS.1246/2C	Bolt, 2 BA ...	2						—	C	
28M/10288	AGS.2001/C/1	Nut, 2 BA ...	2						—	C	
28W/9419404	SP.16/C	Washer ...	2						—	C	

ARMAMENT

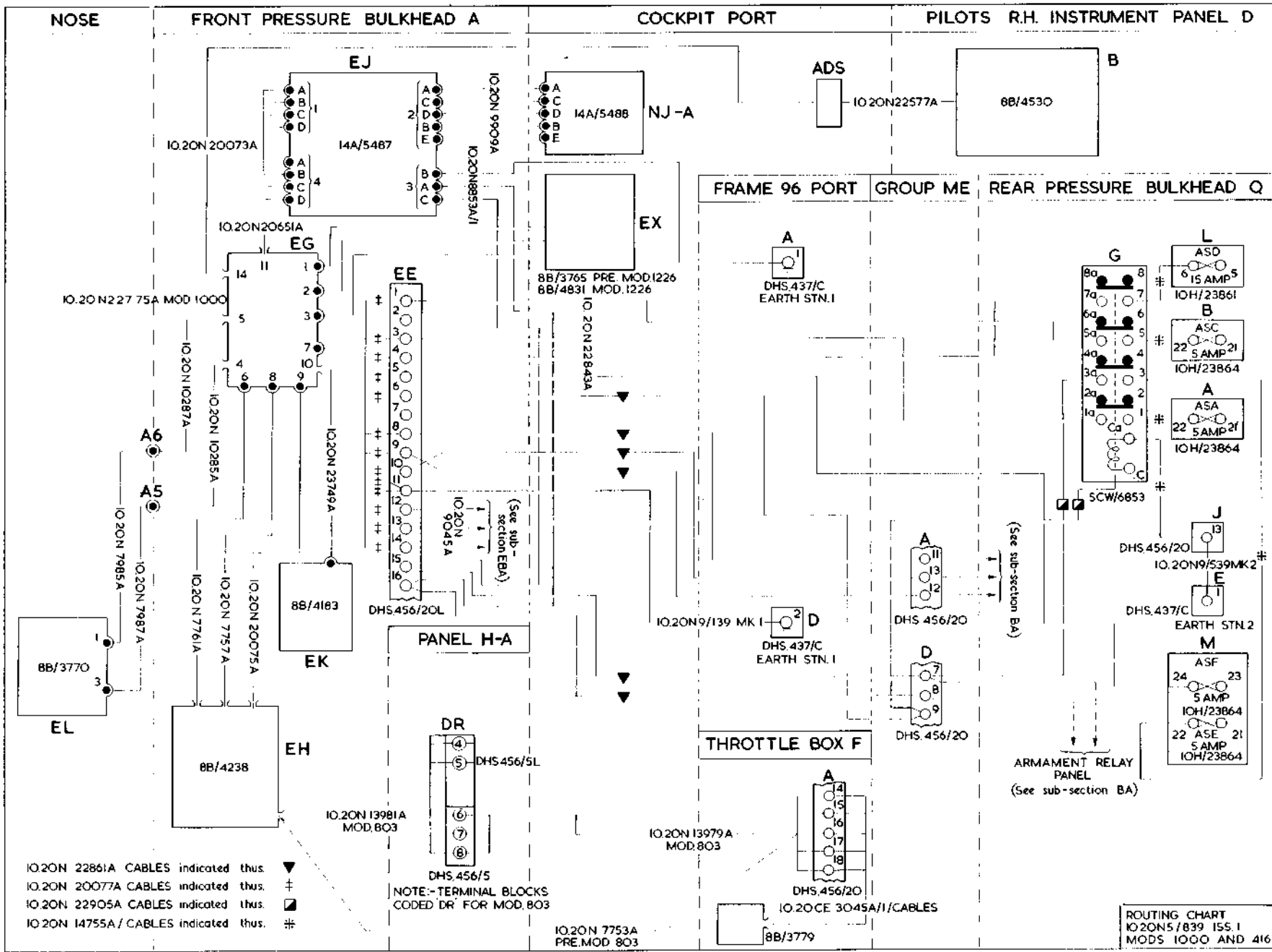
INSTALLATION OF PILOT'S ATTACK SIGHT, CODED "AS"

Ref. No.	Part No.	Description	No. off	Material Specification	Class of Store or L.M	Plate No.
		INSTALLATION AT THROTTLE BOX AND GROUP, "F" FUSELAGE SIDE, PORT (Drg. Nos. 10-20 CE 3045A/1 and 10-20 N 13463)	1	—	—	
	—	BLOCK , terminal, coded "A," group	1	—	—	
	DHS.456/20	BLOCK , terminal, 20-way, assembly (For breakdown see DHS. Data Sheet)	1	—	—	BB1
5X/9149643 12732	PLESSEY CZ.25111 10-20 N 8085	COVER , terminal block	1	—	C	
	—	PILLAR , fixing, 4 BA	2	S.93	C	
	10-20 N 3045A/1/ CABLES	UNIT , throttle and cable, group	1	—	—	
		CABLES	QR	—	ECC	BB1 BB1A
28E/9436947 10342	AS.3180/4B 10-20 CE 4081	CLIP , "P"	1	—	C	
	10-20 CE 3083ND	NUT , No. 8, 32 UNC. 2B	4	S.112 or S.92	C	BB3
		PLATE , clamp. 18 SWG Attachments for 10-20 CE 3083ND, Plate :—	1	L.72	LM	BB3
28S/1200058 13115 8B/3779	A33/A12 DHS.181/8 —	Screw , 6 BA	2	—	C	
		TUBING , 8 m/m i/d	QR	P.V.C.	C	
		UNIT , throttle, Type 2	1	—	P	BB1 BB1A BB2
28W/9419447	SP.41/C	WASHER , tab	4	—	C	
		INSTALLATION OF TERMINAL BLOCKS, GROUP, CODED "ME," COCKPIT, AFT (Drg. Nos. 10-20 N 9647 Pre Mod. 416, 10-20 N 14289 Mods. 556 and 416)	1	—	—	
	—	BLOCKS , terminal, coded "A," "B" and "D," group (Pre Mod. 416)	1	—	—	
	DHS.456/20	BLOCK , terminal, 20-way, assembly (For breakdown see DHS. Data Sheet)	3	—	—	BB1
	—	BRACKET , mounting, coded "ME" (See sub-section BA)	—	—	—	
5X/9149643 5X/9450403	PLESSEY CZ.25111 PLESSEY Z.28426	COVER , terminal block	3	—	C	
	—	PILLAR , fixing, 4 BA	6	—	C	
	DHS.456/20	BLOCKS , terminal, coded "A" and "D," group (Mod. 416)	1	—	—	
		BLOCK , terminal, 20-way, assembly (For breakdown see DHS. Data Sheet)	2	—	—	BB1A
	—	BRACKET , mounting, coded "ME" (See sub-section BA)	—	—	—	
5X/9149643 5X/9450403	PLESSEY CZ.25111 PLESSEY Z.28426	COVER , terminal block	2	—	C	
	10-20 N 13653A	PILLAR , fixing, 4 BA	4	—	C	
	10-20 N 22905A	CABLE , coded "ME-Q" assembly (Mod. 556, Pre Mod. 416)	1	—	ECC	BB1
		CABLE , coded "ME-Q" assembly (Mods. 1000 and 416)	1	—	ECC	BB1A

ARMAMENT

INSTALLATION OF PILOT'S ATTACK SIGHT, CODED "AS"

Ref. No.	Part No.	Description	No. off	Material Specification	Class of Store or L.M.	Plate No.
		INSTALLATION AT PILOT'S R.H. INSTRUMENT PANEL CODED "D" (Drg. No. 10-20 N 23137A)	1	—	—	
	10-20 N 22867A	SWITCH , P.A.S., setting, assembly (Mod. 1000)	1	—	—	BB4
	10-20 N 22807A	PLATE , nut, assembly	1	—	—	BB4
28M/9434253	AGS.2007/B/1	NUT , anchor, 4 BA	4	—	C	
	10-20 N 22865ND	PLATE , bare, 18 SWG	1	L.72	LM	BB4
8B/4530	—	SWITCH , P.A.S., setting... ..	1	—	P	BB1A
		Attachments for 10-20 N 22867A, Switch :—				BB4
28S/19606	AS.2993/9B	Screw, 4 BA	4	—	—	
		INSTALLATION AT REAR PRESSURE BULK-HEAD, CODED "Q" (Drg. Nos. 10-20 N 7907 Pre Mod. 96, 10-20 N 10635 Mod. 2, 10-20 N 7615A Pre Mod. 96, 10-20 N 14755A Mods. 738 and 2, 10-20 N 8553 Pre Mod. 7, 10-20 N 11421 Mod. 2)	1	—	—	
		BLOCKS , fuse, coded "A," "B," "L" and "M," group	1	—	—	
		BLOCK , fuse, 12-way (See sub-section EBV) ...	—	—	—	
10H/23864	—	FUSE , 5 amp.	4	—	C	BB1
						BB1A
10H/23861	—	FUSE , 15 amp.	1	—	C	BB1
						BB1A
		BLOCK , terminal, coded "J," group	1	—	—	
	DHS.456/20	BLOCK , terminal, 20-way, assembly (For breakdown see DHS Data Sheet)	1	—	—	BB1
						BB1A
5X/9149643	PLESSEY CZ.25111	COVER , terminal block	1	—	C	
5X/9450403	PLESSEY Z.28426	PILLAR , fixing, 4 BA	2	—	C	
	10-20 N 9/539 Mk. 2	CABLE , coded "13.J.Q.AS★-AS★.★2.E.1," assembly	1	—	ECC	BB1
						BB1A
	10-20 N 7615A/ CABLES	CABLES , link (Pre Mod. 96)	QR	—	ECC	BB1
	10-20 N 14755A/ CABLES	CABLES , link (Mods. 738 and 2)	QR	—	ECC	BB1A
5CW/6851	—	SWITCH , magnetic, Type 10B, No. 11, coded "G" (Pre Mod. 96) (For use on Pre Mod. 2 A/C)	1	—	P	BB1
5CW/6853	—	SWITCH , magnetic, Type 10B, No. 15, coded "G," (Mod. 879) (For use on Mod. 2 A/C)	1	—	P	BB1A
		Attachments for 5CW/6851 or 5CW/6853, Switch :—				
28S/1201443	A31/B10	Screw, 4 BA	2	—	C	
28VV/9416642	SP.47/B	Washer, spring	2	—	C	
		TERMINAL , earth, station 2, coded "E," group	1	—	—	
26DV/7529	DHS.438/C	TAG , corrosion	1	L.16	C	
26DV/4969	DHS.437/C	TERMINAL , earth, assembly (For breakdown see DHS. Data Sheet)	1	—	C	
		Attachments for DHS. 437/C, Terminal :—				
28M/10288	AGS.2001/C/1	Nut, 2 BA	2	—	C	
28VV/9419475	SP.15/C	Washer	2	—	C	
		TAPE , identification, numbers and letters, use from Ref. Nos. 32B/1087 to 32B/1120 inclusive, as required	QR	—	C	



BB.1A
[A.1.53]

ARMAMENT
PILOTS ATTACK SIGHT
CODED AS

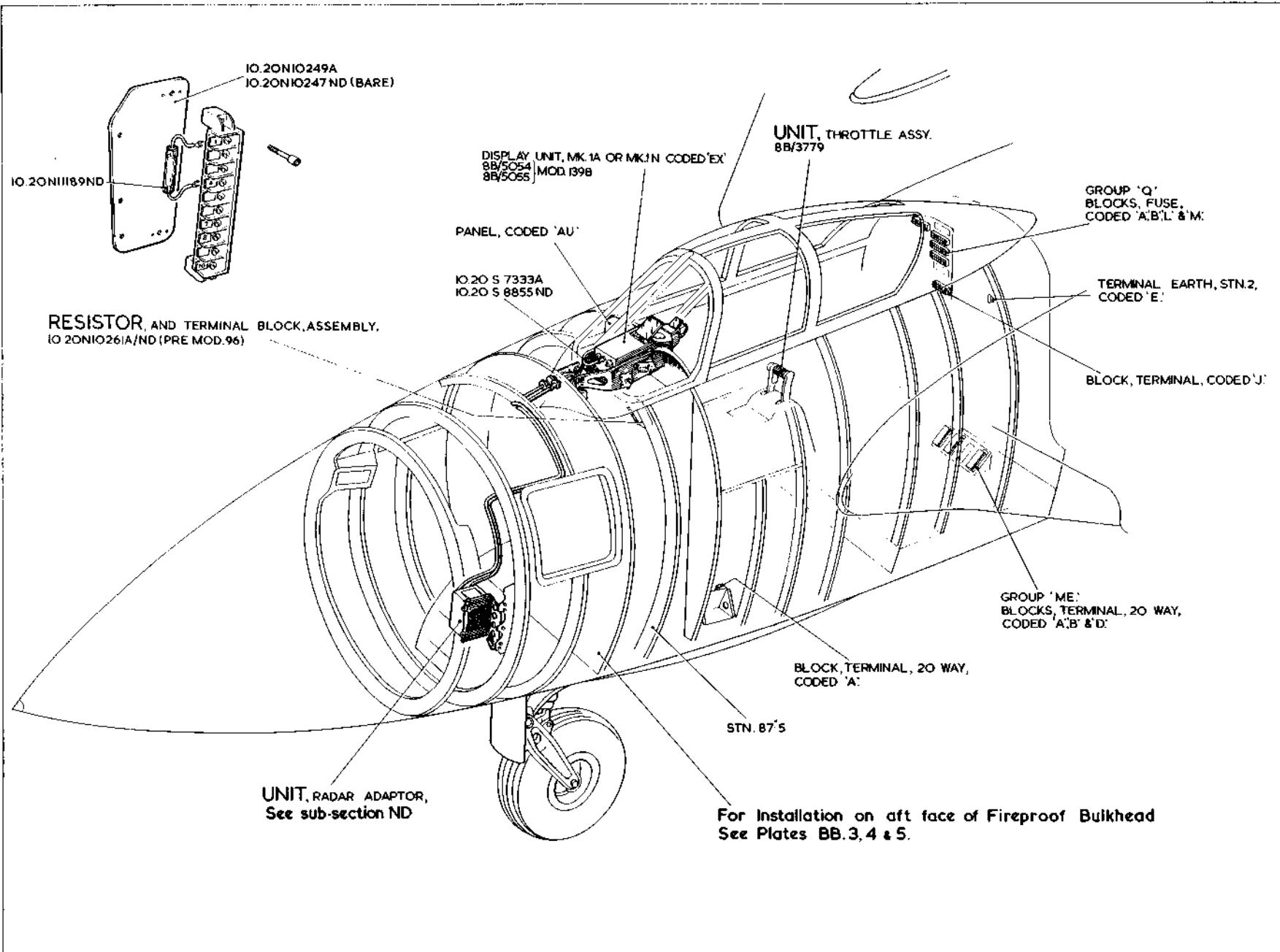
RESTRICTED

BB.1A

IO.20N 22861A CABLES indicated thus ▼
 IO.20N 20077A CABLES indicated thus †
 IO.20N 22905A CABLES indicated thus ◼
 IO.20N 14755A/ CABLES indicated thus #

NOTE:- TERMINAL BLOCKS
 CODED DR FOR MOD. 803

ROUTING CHART
 IO.20N 5/839 155.1
 MODS 1000 AND 416



BB.2

ARMAMENT
PILOTS ATTACK SIGHT
CODED AS

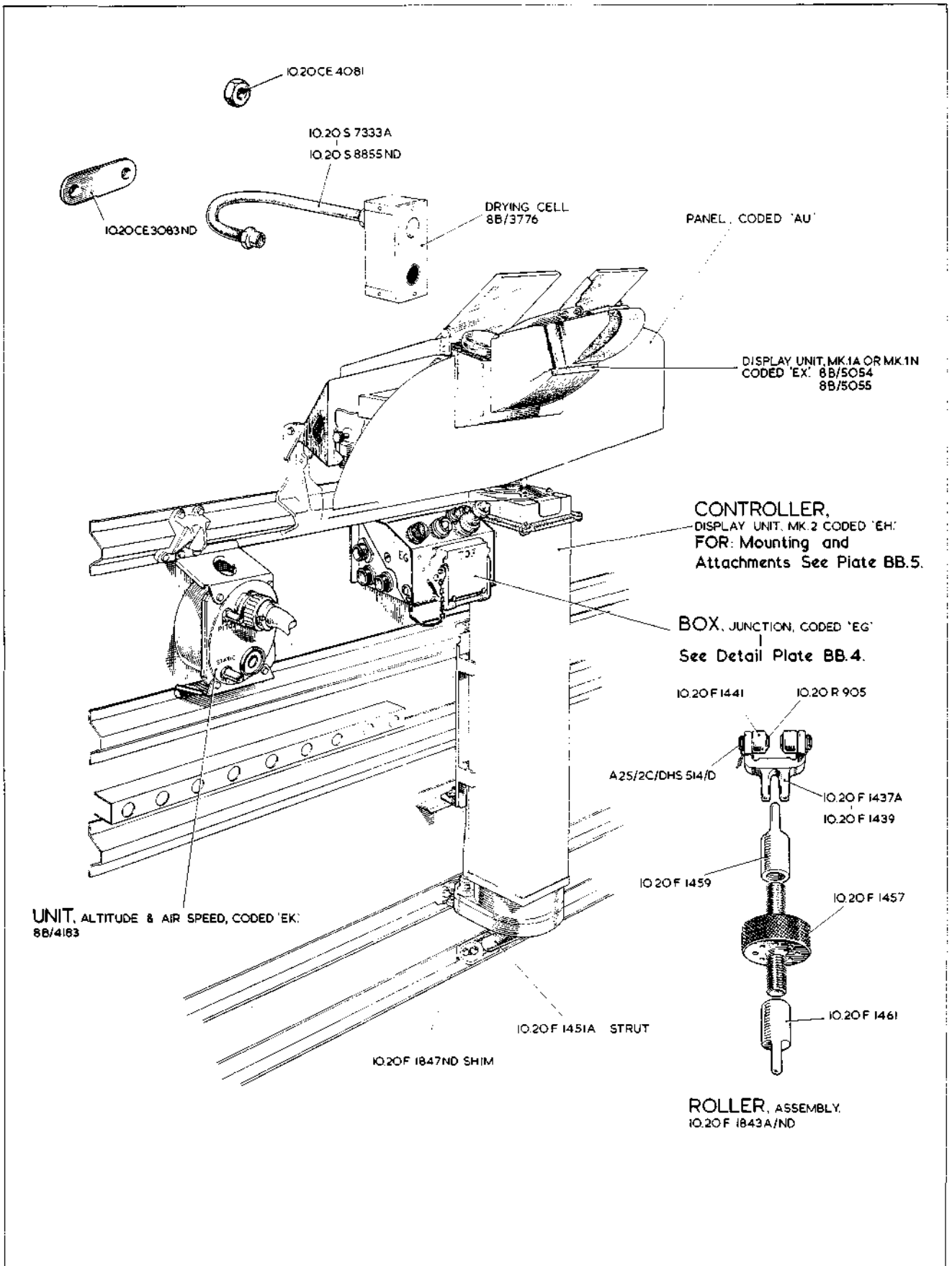
RESTRICTED

BB.2
[4-63]

Sea Vixen Mk.1

RESTRICTED

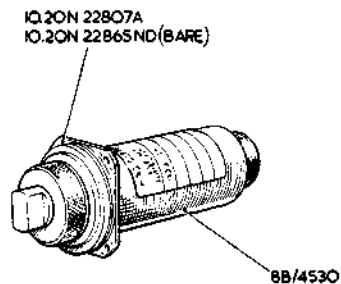
Plate 882



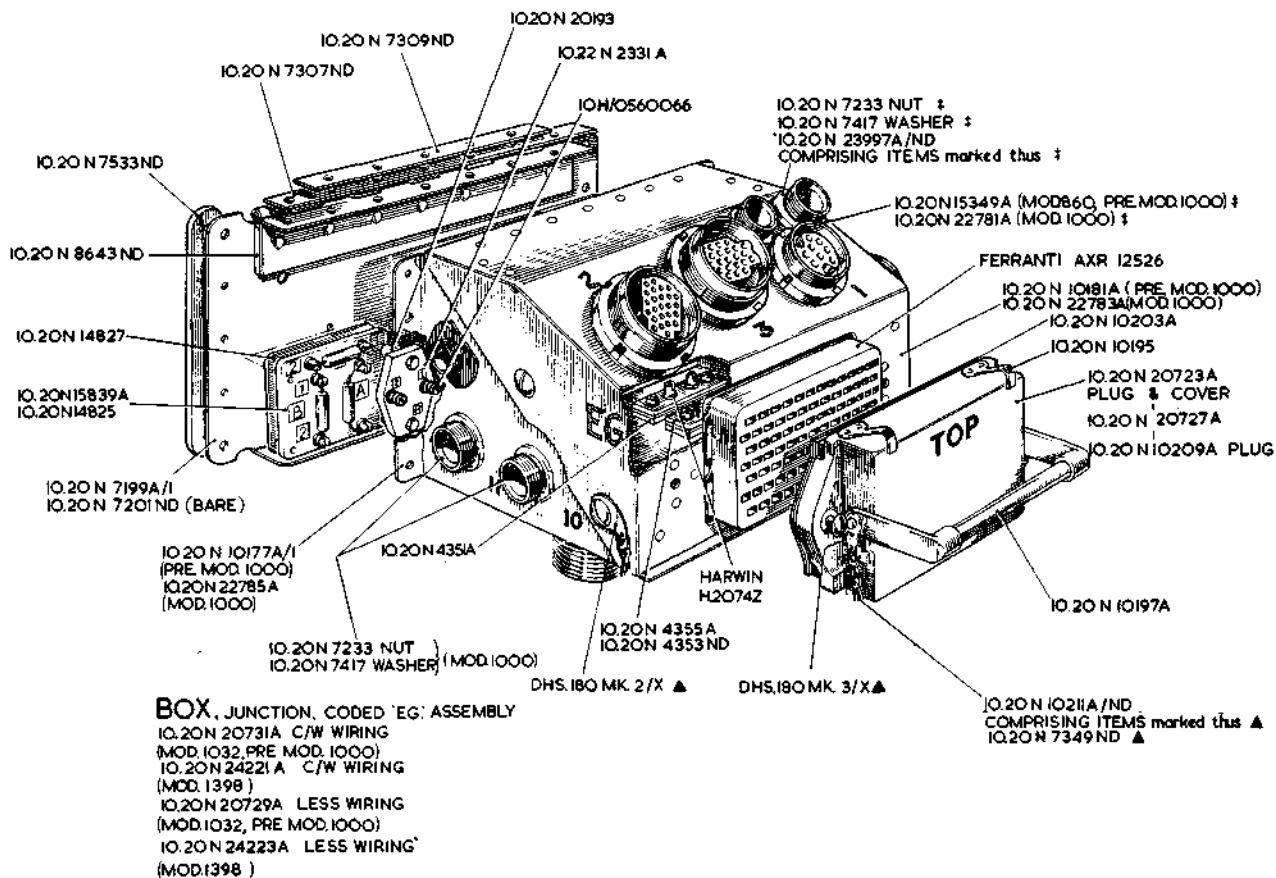
BB.3

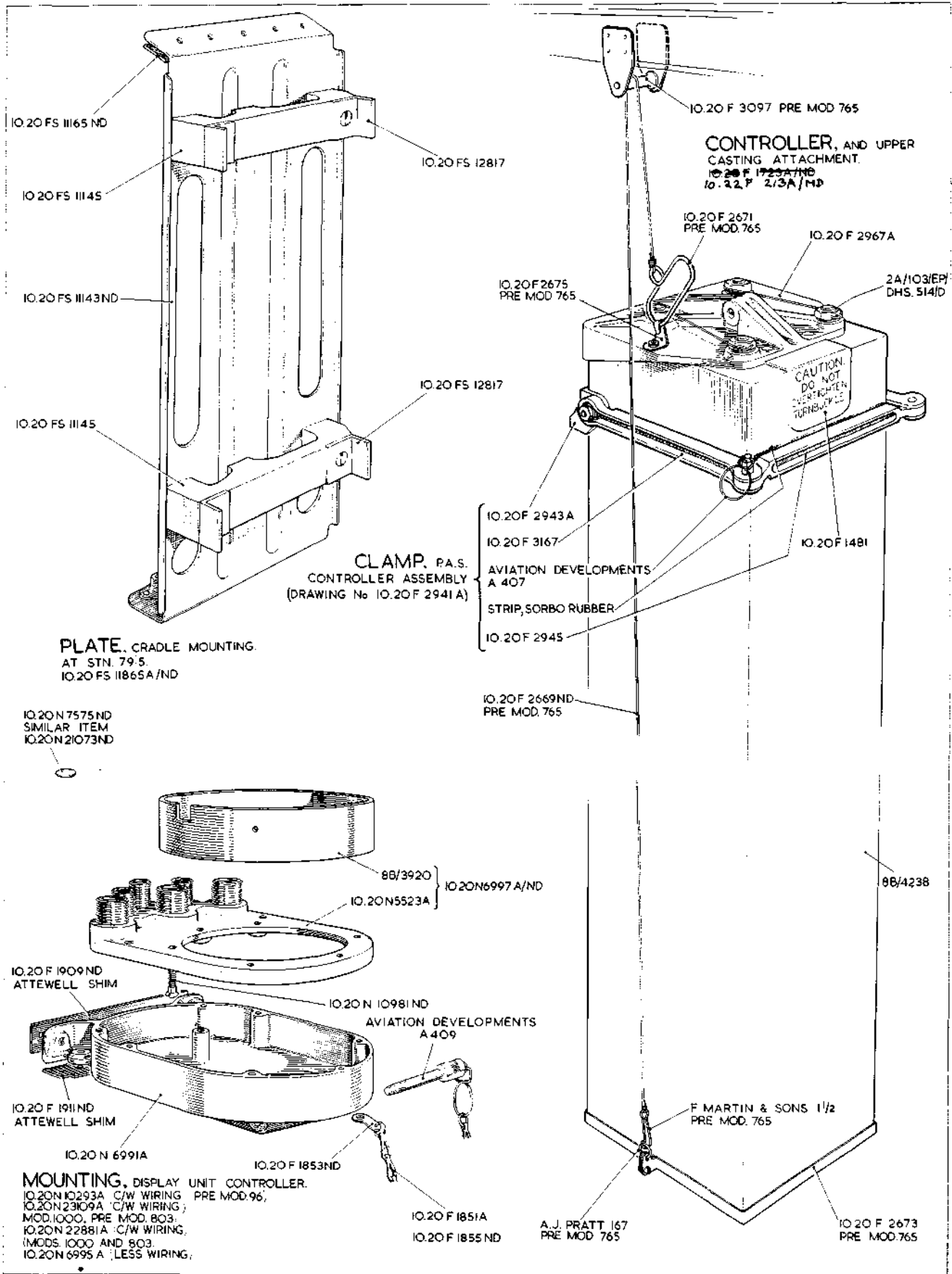
**ARMAMENT
PILOT'S ATTACK SIGHT
CODED AS**

BB.3
[AL. 60]



SWITCH, PAS. SETTING ASSEMBLY,
IO.20N 22867A





AL 57

BB.5

ARMAMENT
PILOTS ATTACK SIGHT
CODED AS

BB.5
[AL 53]

This file was downloaded
from the RTFM Library.

Link: www.scottbouch.com/rtfm

Please see site for usage terms,
and more aircraft documents.

