

CONTROLS

ENGINE AND AUXILIARY CONTROLS AFT OF FIREPROOF BULKHEAD

Ref. No.	Part No.	Description	No. off	Material Specification	Class of Store or L.M.	Plate No.
	—	AUXILIARY CONTROLS, AFT OF FIREPROOF BULKHEAD (Drg. Nos. 10-20 CE 4503 (Mod. 216) and 10-20 CE 4557)	1	—	—	
	—	ACTUATOR AND CLUTCH, auto-throttle, Port gearbox beam, group (Mod. 1354) (Drg. No. 10-20 CE 8143)	1	—	—	CG4
	ELLIOTT BROS. 3D.1230-A/1	ACTUATOR, coded "AFV" (Mod. 1400) ... Attachments for 3D.1230-A/1, Actuator :—	1	—	—	CG4
28D/1011024	A25/21C	Bolt, 2 BA	3	—	C	
28W/9419402	SP.13/C	Washer	3	—	C	
18984	10-20 EC 14043A	BRACKET, mounting actuator Attachments for 10-20 EC 14043A, Bracket :—	1	—	C	CG4
5621	A25/4C/DHS.514/D	Bolt, 2 BA (Alternative S21/A25/4C)	4	—	C	
28W/9419402	SP.13/C	Washer	4	—	C	
	ELLIOTT BROS. 3C-7141-A3	CLUTCH, auto-throttle, assembly (Mod. 1495) ... Attachments for 3C-7141-A3, Clutch :—	1	—	P	CG4
28D/9133012	A25/3C	Bolt, 2 BA	2	—	C	
28D/1011244	A25/9E	Bolt, 1/2" BSF	1	—	C	
28M/1011467	A27/ES	Nut, 1/2" BSF	1	—	C	
28P/9527619	SP.90/C7	Pin, split (SP.9/C8)	1	—	C	
28W/9419402	SP.13/C	Washer	1	—	C	
28W/9418921	SP.13/E	Washer	1	—	C	
28W/9419454	SP.10/C	Washer	2	—	C	
	—	ELECTRICAL COMPONENTS (See sub-section ECX)	—	—	—	
18985	10-20 CE 4795	FORK-END, at actuator	1	—	C	CG4
28M/1007403	A27/ET	NUT, 1/2" BSF, locking fork-end	1	—	C	
19084	10-20 CE 4797A	ROD, connecting clutch to actuator, assembly ... Spares for :—	1	—	C	CG4
10498	10-20 CE 2383	ADAPTER, 5/16" BSF, L.H.	1	—	C	CG4
4083	10-20 CE 805	ADAPTER, 5/16" BSF, R.H.	1	—	C	CG4
28R/14689	HOFFMANN CM.2LB	END, ball-bearing, 5/16" BSF, L.H. thread	1	—	C	
28R/13509	HOFFMANN CM.2B	END, ball-bearing, 5/16" BSF, R.H. thread	1	—	C	
28M/13464	A27/GTL	NUT, 5/16" BSF, L.H.	1	—	C	
28M/1011470	A27/GT	NUT, 5/16" BSF, R.H.	1	—	C	
	—	Attachments for 10-20 CE 4797A, Rod :—				
28D/1214005	AS.2504/7C	Bolt, 2 BA	1	—	C	
28M/5808573	A27/CS	Nut, 2 BA	2	—	C	
28P/9527619	SP.90/C7	Pin, split (SP.9/C8)	2	—	C	
28W/9419402	SP.13/C	Washer	2	—	C	

CONTROLS

ENGINE AND AUXILIARY CONTROLS AFT OF FIREPROOF BULKHEAD

Ref. No.	Part No.	Description	No. of						Material Specification	Class of Store or L.M.	Plate No.
			1	2	3	4	5	6			
19085	10-20 CE 4787A	ROD , connecting, clutch to lever, assembly ...	1						P	CG4	
		Spares for :-									
28R/14689	HOFFMANN CM.2LB	END , ball-bearing, $\frac{5}{16}$ " BSF, L.H. thread ...	1						C		
28R/13509	HOFFMANN CM.2B	END , ball-bearing, $\frac{5}{16}$ " BSF, R.H. thread ...	1						C		
28M/13464	A27/GTL	NUT , $\frac{5}{16}$ " L.H. ...	1						C		
28M/1011470	A27/GT	NUT , $\frac{5}{16}$ " R.H. ...	1						C		
		Attachments for 10-20 CE 4787A, Rod :-									
28D/1214007	AS.2504/9C	Bolt, 2 BA ...	1						C		
28M/5808573	A27/CS	Nut, 2 BA ...	1						C		
19083	10-20 CE 8141	Nut, 2 BA, at clutch ...	1						C	CG4	
28P/9527619	SP.90/C7	Pin, split (SP.9/C8) ...	2						C		
	AS.2808/5/025	Tube, distance, $\frac{3}{8}$ " o/d x 17 SWG x 0".25 long	1				T.35		LM		
28W/9419402	SP.13/C	Washer ...	1						C		
28W/9419454	SP.10/C	Washer, at clutch ...	1						C		
10473	10-20 CE 1959	CABLE , control, air shut off, code No. 7, assembly	1						C	CG2	
10472	10-20 CE 1957	CABLE , control, air shut off, code No. 8, assembly	1						C	CG2	
10474	10-20 CE 1999	CABLE , control, flap, code No. 19, assembly	1						C	CG2	
10475	10-20 CE 2005	CABLE , control, flap, code No. 20, assembly	1						C	CG2	
10476	10-20 CE 2021	CABLE , control, hook, code No. 23, assembly	1						C	CG1	
10477	10-20 CE 2027	CABLE , control, hook, code No. 24, assembly	1						C	CG1	
10480	10-20 CE 1909	CABLE , control, Port throttle, code No. 13, assembly	1						C	CG3	
10478	10-20 CE 1907	CABLE , control, Port throttle, code No. 14, assembly	1						C	CG3	
10481	10-20 CE 1910	CABLE , control, Starboard throttle, code No. 15, assembly	1						C	CG3	
10479	10-20 CE 1908	CABLE , control, Starboard throttle, code No. 16, assembly	1						C	CG3	
	10-20 CE 2975	FAIRLEAD , flap terminal pulley cables ...	1				LFS.21, 23 or 26		LM	CG1	
		Attachments for 10-20 CE 2975, Fairlead :-									
28D/9419452	A25/3B	Bolt, 4 BA ...	3						C		
28M/10287	AGS.2001/B/1	Nut, 4 BA ...	3						C		
28W/9419465	SP.13/C	Washer ...	6						C		
10517	10-20 CE 3055A	FORK , connecting, terminal pulley to selector valve, arrester, hook controls aft of spectacle beam, assembly	1						P	CG1	
		Spares for :-									
10518	10-20 CE 3057	EYE-BOLT , adjustable, threaded, $\frac{1}{4}$ " BSF ...	1						C	CG1	
14102	A27/ET/DHS.514/D	NUT , $\frac{1}{4}$ " BSF (Alternative S21/A27/ET) ...	1						C	CG1	
		Attachments for 10-20 CE 3055A, Fork :-									
28P/831	SP.4Y/B5	Pin, shackle, $\frac{5}{16}$ " dia., at selector valve ...	1						C		
28P/840	SP.4Y/B14	Pin, shackle, $\frac{5}{16}$ " dia., at terminal pulley ...	1						C		
28P/9527619	SP.90/C7	Pin, split (SP.9/C8) ...	2						C		
26FC/2036	DHS.69/CC	Shim, at terminal pulley, Attewell ...	2						C	CG1	
28W/9419454	SP.10/C	Washer, at terminal pulley ...	1						C		
28W/9419402	SP.13/C	Washer, at selector valve ...	1						C		
10507	10-20 CE 3767	GUARD , fireproof, Starboard throttle control cable, on terminal pulley	1						C	CG3	

CONTROLS

ENGINE AND AUXILIARY CONTROLS AFT OF FIREPROOF BULKHEAD

Ref. No.	Part No.	Description	No. off	Material Specification	Class of Store or L.M.	Plate No.
		Attachments for 10-20 CE 3767, Guard :—				
28D/9133012	A25/3C	Bolt, 2 BA	2	—	C	
28D/1200119	A25/4C	Bolt, 2 BA	1	—	C	
28M/5808573	A27/CS	Nut, 2 BA	2	—	C	
28P/9527619	SP.90/C7	Pin, split (SP.9/C8)	2	—	C	
28W/9419402	SP.13/C	Washer	2	—	C	
15720	10-20 S 14093	HOSE , pneumatic ram, 1/8" BSF, Plessiflex	1	—	C	CG2
10482	10-20 CE 1263A	LEVER , actuating, air shut off valve, assembly	1	—	C	CG2
		Spares for :—				
28N/13510	HOFFMANN CJ.0	JOINT , self aligning	1	—	C	CG2
		Attachments for 10-20 CE 1263A, Lever :—				
28D/9133012	A25/3C	Bolt, 2 BA	1	—	C	
28M/10328	AGS.2002/C/1	Nut, 2 BA	1	—	C	
28W/9419402	SP.13/C	Washer	1	—	C	
8381	10-20 CE 3945A	LEVER , cranked, Port throttle control, gearbox beam, assembly	1	—	P	CG3
		Spares for :—				
2A/9501471	—	BEARING , ball	1	—	C	
	10-20 CE 3151	PLATE , bearing retaining (For spares use 10-20 CE 4611ND)	1	—	—	CG3
14672	10-20 CE 4611ND	PLATE , bearing retaining (Spares condition)	1	—	C	
11283	10-20 CE 4259ND	SHIM , laminated (Fit as required under bearing)	1	—	C	CG3
		Attwell				
		Attachments for 10-20 CE 3945A, Lever :—				
28M/1011476	A27/JS	Nut, 3/8" BSF	1	—	C	
28P/9527619	SP.90/C7	Pin, split (SP.9/C8)	1	—	C	
28W/9419466	SP.13/I	Washer	1	—	C	
10496	10-20 CE 3843	Washer, packing, between spigot and lever	1	—	C	CG3
10503	10-20 CE 2177A	LEVER , Port throttle control, at terminal pulley, assembly (Pre Mod. 1101)	1	—	C	CG3
18987	10-20 CE 8013A	LEVER , Port throttle control, at terminal pulley, assembly (Mod. 1101)	1	—	C	CG4
		Attachments for 10-20 CE 2177A, or 10-20 CE 8013A, Lever :—				
28M/1011476	A27/JS	Nut, 3/8" BSF, at lever spindle	1	—	C	
28P/9527619	SP.90/C7	Pin, split (SP.9/C8)	1	—	C	
28W/9419466	SP.13/I	Washer, at lever spindle	1	—	C	
	10-20 CE 4433A	MECHANISM , trip release ram air turbine, assembly (Mod. 216)	1	—	—	CG1
		Spares for :—				
16037	10-20 CE 4481A/ND	CABLE , code No. 31, assembly	1	—	C	CG1
		Attachments for 10-20 CE 4433A, Mechanism :—				
28D/9140644	A25/9C	Bolt, 2 BA	2	—	C	
28M/10288	AGS.2001/C/1	Nut, 2 BA	2	—	C	
28P/820	SP.4Y/A10	Pin, shackle, 1/8" dia.	1	—	C	
28P/9527619	SP.90/C7	Pin, split (SP.9/C8)	1	—	C	
28W/9149402	SP.13/C	Washer	2	—	C	
28W/9419454	SP.10/C	Washer	2	—	C	
28M/1006504	A27/BT	NUT , 4 BA, arrester hook, cable turnbarrel (R.H.)	2	—	C	
28M/13141	A27/BTL	NUT , 4 BA, arrester hook, cable turnbarrel (L.H.)	2	—	C	
	10-20 CE 2957	PEG , guard, flap cable, threaded 2 BA	2	S.1	LM	CG3
		Attachments for 10-20 CE 2957, Peg :—				
28M/10328	AGS.2002/C/1	Nut, 2 BA	1	—	C	
28W/9419454	SP.10/C	Washer	1	—	C	

CONTROLS

ENGINE AND AUXILIARY CONTROLS AFT OF FIREPROOF BULKHEAD

Ref. No.	Part No.	Description	No. off	Material Specification	Class of Store or L.M	Place No.
10516	10-20 CE 3469	PILLAR , arrester hook pulley spindle	2	—	C	CG1
28D/9133011	A25/2C	Attachments for 10-20 CE 3469, Pillar :—				
28W/9419402	SP.13/C	Bolt, 2 BA	4	—	C	
		Washer	4	—	C	
	10-20 CE 2271	PIN , guard, air shut off pulley cable, threaded 2 BA	2	S.1	LM	GC2
		Attachments for 10-20 CE 2271, Pin :—				
28M/10328	AGS.2002/C/1	Nut, 2 BA	1	—	C	
15719	10-20 CE 4629	PIN , pulley stop, air shut-off valve control (Mod. 531)	1	—	C	CG2
		Attachments for 10-20 CE 4629, Pin :—				
28M/7002430	AGS.2002/E/1	Nut, ½" BSF	1	—	C	
28W/9418920	SP.10/E	Washer	1	—	C	
28P/1009706	SP.4Y/A2	PIN , shackle, ½" dia., cable and connection ...	8	—	C	
28P/9527619	SP.90/C7	PIN , split, shackle pin securing (SP.9/C8) ...	8	—	C	
	10-20 CE 4745A	PULLEY , control, air shut off valve, assembly ...	1	—	—	CG2
		(Mod. 531)				
		Spares for :—				
10486	10-20 CE 1953	CABLE , control, code No. 7 and 8, assembly ...	1	—	C	CG2
		Attachments for 10-20 CE 1953, Cable :—				
28D/1013172	AS.1242/5C	Bolt, 2 BA, drilled for split pin	1	—	C	
28M/5808573	A27/CS	Nut, 2 BA	1	—	C	
28P/9527619	SP.90/C7	Pin, split (SP.9/C8)	1	—	C	
28W/9419475	SP.15/C	Washer	1	—	C	
15727	10-20 CE 4725A/ND	PULLEY , assembly (Mod. 531)	1	—	C	CG2
		Spares for :—				
2A/9500412	—	BEARING , ball	2	—	C	CG2
28N/13510	HOFFMANN C.J.O	JOINT , self aligning	1	—	C	CG2
	AS.2806/7/038	TUBE , distance, ⅜" o/d × 22 SWG × 0"-38	1	T.35	LM	
		long				
		Attachments for 10-20 CE 4745A, Pulley :—				
28M/14537	A58/GS	Nut, ⅝" BSF	1	—	C	
28P/9527619	SP.90/C7	Pin, split (SP.9/C8)	1	—	C	
28W/9419403	SP.13/G	Washer	1	—	C	
28W/9419466	SP.13/J	Washer	1	—	C	
28W/9419456	SP.10/J	Washer, facing ball-race (Fit if required-max. 2 off) ...	QR	—	C	
	10-20 CE 3475A	PULLEY , control, arrester hook, aft of spectacle beam,	1	—	—	CG1
		assembly				
		Spares for :—				
10512	10-20 CE 2023A	CABLE , control, arrester hook, code No. 23,	1	—	C	CG1
		assembly				
		Attachments for 10-20 CE 2023A, Cable :—				
28P/7002435	SP.4Y/A3	Pin, shackle, ⅝" dia.	1	—	C	
28P/9527619	SP.90/C7	Pin, split (SP.9/C8)	1	—	C	
28W/9419402	SP.13/C	Washer	1	—	C	
10513	10-20 CE 2025A	CABLE , control, arrester hook, code No. 24,	1	—	C	CG1
		assembly				
		Attachments for 10-20 CE 2025A, Cable :—				
28P/1009706	SP.4Y/A2	Pin, shackle, ⅝" dia.	1	—	C	
28P/9527619	SP.90/C7	Pin, split (SP.9/C8)	1	—	C	
28W/9419454	SP.10/C	Washer	1	—	C	
	10-20 CE 3031	GUARD , cable, 20 SWG	2	L.72	LM	GC1

CONTROLS

ENGINE AND AUXILIARY CONTROLS AFT OF FIREPROOF BULKHEAD

Ref. No.	Part No.	Description	No. off	Material Specification	Class of Store or L.M	Plate No.
10514	10-20 CE 3473A	PULLEY , arrester hook control, assembly ...	1	—	P	CG1
2A/9500461	—	Spares for :—				
10515	DHS.419/1/C/°-53	BEARING , ball (3110-99-950-0461) ...	1	—	C	CG1
		BUSH ...	1	—	C	CG1
28M/1011476	A27/JS	Attachments for 10-20 CE 3475A, Pulley :—				
28P/9527619	SP.90/C7	Nut, 3/8" BSF ...	1	—	C	
28W/9419466	SP.13/J	Pin, split (SP.9/C8) ...	1	—	C	
		Washer ...	1	—	C	
	10-20 CE 4609A/ND	PULLEY and bracket, flap and hook control cables, at stns. 269°-20 and 271°-70, assembly (Mod. 216)	1	—	—	CG2
		Spares for :—				
28D/1011022	A25/18C	BOLT , 2 BA, cable guard (Lock to DHS.514/D) ...	2	—	C	
10493	10-20 CE 2279A	BRACKET , pulley mounting, assembly ...	1	—	C	CG2
	10-20 CE 3799	LABEL , at stn. 271°-70 (20-19) 22 SWG ...	1	L.16	LM	CG2
	10-20 CE 4437	LABEL , at stn. 269°-20 (31, 24, 23) 20 SWG ...	1	L.16	LM	CG2
		Attachments for 10-20 CE 3799 or 10-20 CE 4437, Label :—				
28S/9019735	PARKER KALON Type Z	Screw, No. 4 × 3/16", round head (Type 4101) ...	2	—	C	
28R/13514	AS.103	PULLEY , ball bearing ...	5	—	C	CG2
		Attachments for AS.103, Pulley :—				
10491	10-20 CE 2283	Bolt, threaded, 1/4" BSF, pulley spindle ...	2	—	C	CG2
10492	DHS.329/1°-0	Tube, distance, 1°-0 long ...	1	—	C	CG2
4189	DHS.329/°-50	Tube, distance, 0°-5 long ...	1	—	C	CG2
	AS.2299/185	TUBE , distance, 1/4" o/d × 22 SWG × 1°-85 long	2	S.510 or S.511	LM	
10494	DHS.782/8/18	WASHER , pulley bracket, at stn. 269°-20 ...	1	—	C	CG2
		Attachments for 10-20 CE 4609A/ND, Pulley and Bracket :—				
28D/7002428	A25/6C	Bolt, 2 BA ...	3	—	C	
28M/5808573	A27/C5	Nut, 2 BA ...	3	—	C	
28P/9527619	SP.90/C7	Pin, split (SP.9/C8) ...	3	—	C	
28W/9419402	SP.13/C	Washer ...	3	—	C	
28R/13514	AS.103	PULLEY , flap terminal, Rib "O," stn. 325° ...	1	—	C	
		Attachments for AS.103, Pulley :—				
28D/1011302	A25/10J	Bolt, 3/8" BSF, pulley spindle (Lock to DHS.514/D) ...	1	—	C	
10508	DHS.329/°-25	Tube, distance ...	1	—	C	
10509	10-20 CE 2953A	PULLEY , flap terminal, Rib "O," stn. 334°-25 assembly	1	—	P	CG3
		Spares for :—				
2A/9500412	—	BEARING , ball (3110-99-950-0412) ...	2	—	C	CG3
28D/1212750	A25/9J	BOLT , 3/8" BSF, pulley bearing retaining ...	1	—	C	
		(Required for storage purposes only)				
10510	10-20 CE 2003A	CABLE , control, flap, code No. 19-20, assembly	1	—	C	CG3
		Attachments for 10-20 CE 2003A, Cable :—				
28D/1007976	AS.1242/4C	Bolt, 2 BA ...	1	—	C	
28M/1006473	A27/CT	Nut, 2 BA ...	1	—	C	
28W/9419475	SP.15/C	Washer ...	1	—	C	
28M/10332	AGS.2002/J/1	NUT , 3/8" BSF (Required for storage purposes only)	1	—	C	
10511	10-20 CE 1091	SPIGOT , spring strut attachment, threaded 2 BA and 1/2" BSF	1	—	C	CG3
		Attachments for 10-20 CE 1091, Spigot :—				
28M/1007473	A27/ET	Nut, 1/2" BSF ...	1	—	C	

CONTROLS

ENGINE AND AUXILIARY CONTROLS AFT OF FIREPROOF BULKHEAD

Ref. No.	Part No.	Description	No. off						Material Specification	Class of Store or L.M	Place No.
			1	2	3	4	5	6			
	AS.2806/7/035	TUBE , distance, $\frac{3}{16}$ " o.d x 22 SWG x 0"-35 long	1					T.35	LM	CG3	
		Attachments for 10-20 CE 2953A, Pulley :—									
28M/5808571	A27/GS	Nut, $\frac{3}{16}$ " BSF	1					—	C		
28P/9527619	SP.90/C7	Pin, split (SP.9/C8)	1					—	C		
28W/9419403	SP.13/G	Washer	1					—	C		
28R/13514	AS.103	PULLEY , Starboard throttle control, stn. 297"-50	1					—	C	CG3	
		Attachments for AS.103, Pulley :—									
28M/1011467	A27/ES	Nut, $\frac{1}{2}$ " BSF	1					—	C		
28P/9527619	SP.90/C7	Pin, split (SP.9/C8)	1					—	C		
28W/9418921	SP.13/E	Washer	1					—	C		
	10-20 CE 3723A/1	PULLEY , terminal, Port throttle control, assembly	1					—	—	CG3	
		Spares for :—									
10502	10-20 CE 1903A	CABLE , control, Port throttle, code No. 13 and 14, assembly	1					—	C	CG3	
		Attachments for 10-20 CE 1903A, Cable :—									
28D/1013172	AS.1242/5C	Bolt, 2 BA (drilled for split pin)	1					—	C		
28M/5808573	A27/CS	Nut, 2 BA	1					—	C		
28P/9527619	SP.90/C7	Pin, split (SP.9/C8)	1					—	C		
28W/9419402	SP.13/C	Washer	1					—	C		
8382	10-20 CE 3955	PULLEY	1					—	C	CG3	
		Attachments for 10-20 CE 3723A/1, Pulley :—									
28M/1011467	A27/JS	Nut, $\frac{3}{16}$ " BSF	1					—	C		
28P/9527619	SP.90/C7	Pin, split (SP.9/C8)	1					—	C		
28W/9419466	SP.13/J	Washer	1					—	C		
	10-20 CE 2629A/1	PULLEY , terminal, Starboard throttle control, assembly	1					—	—	CG3	
		Spares for :—									
9169	10-20 CE 4129A/ND	ARM , pulley bearing retaining, assembly	1					—	C	CG3	
		Spares for :—									
2A/9501471	—	BEARING , ball (3110-99-950-1471)	1					—	C		
10504	10-20 CE 2621	STUD , terminal, connecting pulley arm and con. rod, threaded 2 BA	1					—	C	CG3	
		Attachments for 10-20 CE 2621, Stud :—									
28M/1006473	A27/CT	Nut, 2 BA	1					—	C		
28W/9419402	SP.13/C	Washer	1					—	C		
10505	10-20 CE 1904A	CABLE , control, Starboard throttle, code No. 15 and 16, assembly	1					—	C	CG3	
		Attachments for 10-20 CE 1904A, Cable :—									
28D/1013172	AS.1242/5C	Bolt, 2 BA (drilled for split pin)	1					—	C		
28M/5808573	A27/CS	Nut, 2 BA	1					—	C		
28P/9527619	SP.90/C7	Pin, split (SP.9/C8)	1					—	C		
		Attachments for 10-20 CE 2629A/1, Pulley :—									
28M/5808571	A27/GS	Nut, $\frac{3}{16}$ " BSF	1					—	C		
28P/9527619	SP.90/C7	Pin, split (SP.9/C8)	1					—	C		
28W/9419403	SP.13/G	Washer	1					—	C		
16413	10-20 S 15195A	RAM , pneumatic, air shut-off valve, assembly (Mod. 964)	1					—	P	CG2	
		Spares for :—									
15724	10-20 S 14079A	CAP , fork-end, assembly (Mod. 531)	1					—	C	CG2	
15725	10-20 S 14075A	FORK-END , assembly (Mod. 531)	1					—	C	CG2	
28M/1007473	A27/ET	NUT , $\frac{1}{2}$ " BSF, locking fork-end (Mod. 531)	1					—	C		
	10-20 S 15181	SPRING (Mod. 964)	1					—	—	CG2	
15726	10-20 S 14085	UNION , $\frac{1}{2}$ " BSP, assembly (Mod. 531)	1					—	C	CG2	
28F/1203494	AGS.1138/A	WASHER , jointing (Mod. 531)	1					—	C		

CONTROLS

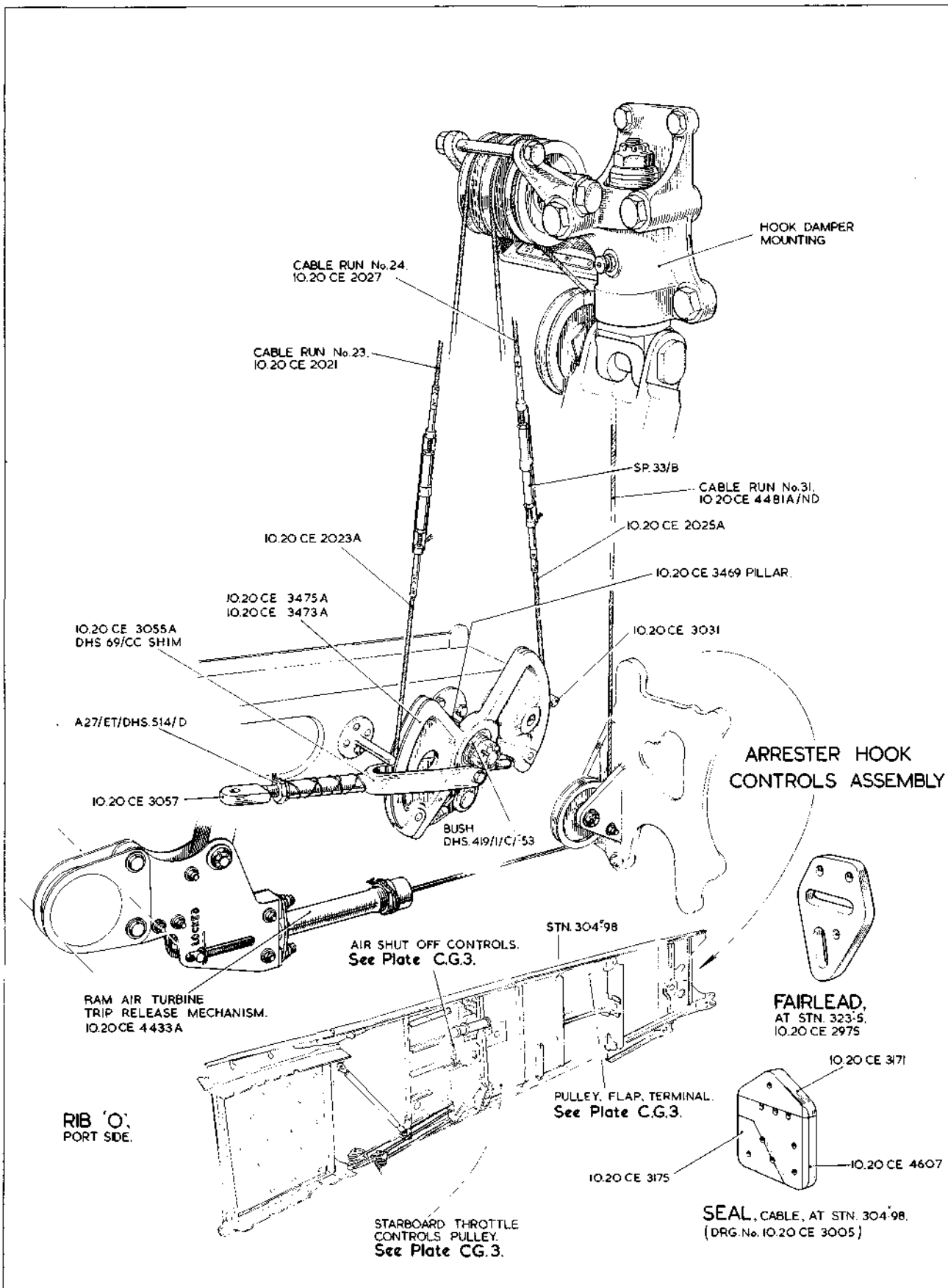
ENGINE AND AUXILIARY CONTROLS AFT OF FIREPROOF BULKHEAD

Ref. No.	Part No.	Description	No. off	Material Specification	Class of Score or L.M	Plate No.
		Attachments for 10-20 S 15195A, Ram :—				
28D/9133013	A25/5C	Bolt, 2 BA	2	—	C	CG2
10485	10-20 CE 1351	Bush	2	—	C	
28M/10328	AGS.2002/C/1	Nut, 2 BA	2	—	C	
28W/9419402	SP.13/C	Washer	2	—	C	
14991	10-20 CE 4561A	ROD , connecting, Port throttle control, from cranked lever to engine lever, assembly (Mod. 674)	1	—	P	CG3
		Spares for :—				
11874	10-20 CE 4173	ADAPTER , plug, rod end, tapped, $\frac{3}{16}$ " BSF ...	1	—	C	CG3
14992	10-20 CE 4559	ADJUSTER , rod end adapter	1	—	C	CG3
	—	BALL-END , and Socket, group	1	—	—	
36HH/9875	ROLLS ROYCE D.38218	BODY , ball joint	1	—	C	CG3
36HH/9894	ROLLS ROYCE KJ.3630	BOLT , 3 BA, square head	1	—	C	CG3
36DD/72479	ROLLS ROYCE D.38220	LOCKPLATE , ball joint	1	—	C	CG3
36HH/9892	ROLLS ROYCE D.38216Z	NUT , ball joint	1	—	C	CG3
10500	10-20 E 4749	PIN , ball, throttle lever fuel control ...	1	—	C	CG3
36HH/52566	ROLLS ROYCE GN.4513	SCREW , adjusting	1	—	C	CG3
	10-20 CE 809A	END , rod, bearing, fixed portion, assembly	1	—	—	CG3
		Spares for :—				
28N/13511	HOFFMANN C.I.1	JOINT , self aligning	1	—	C	CG3
28M/1011470	A27/GT	NUT , $\frac{1}{16}$ " BSF, R.H.	1	—	C	
28M/13464	A27/GTL	NUT , $\frac{1}{16}$ " BSF, L.H.	1	—	C	
		Attachments for 10-20 CE 4561A, Rod :—				
28M/1011467	A27/ES	Nut, $\frac{1}{16}$ " BSF	2	—	C	
28M/13935	A58/ES	Nut, $\frac{1}{16}$ " BSF	1	—	C	
28P/9527619	SP.90/C7	Pin, split (SP.9/C8)	3	—	C	
10501	10-20 CE 2199	Stud, shouldered, threaded, $\frac{1}{16}$ " BSF ...	1	—	C	CG3
28W/9418921	SP.13/E	Washer	2	—	C	
10497	10-20 CE 2183A/1	ROD , connecting, Port throttle control, from cranked lever to terminal pulley, lever, assembly	1	—	P	CG3
		Spares for :—				
10498	10-20 CE 2383	ADAPTER , plug, rod end, tapped, $\frac{5}{16}$ " BSF, L.H.	1	—	C	CG3
4083	10-20 CE 805	ADAPTER , plug, rod end, tapped, $\frac{5}{16}$ " BSF, R.H.	1	—	C	CG3
28R/13509	HOFFMANN CM.2B	END , rod, $\frac{1}{16}$ " BSF, R.H. thread, ball bearing ...	1	—	C	
28R/14689	HOFFMANN CM.2LB	END , rod, $\frac{1}{16}$ " BSF, L.H. thread, ball bearing, external	1	—	C	
28M/1011470	A27/GT	NUT , $\frac{1}{16}$ " BSF, R.H.	1	—	C	
28M/13464	A27/GTL	NUT , $\frac{1}{16}$ " BSF, L.H.	1	—	C	
		Attachments for 10-20 CE 2183A/1, Rod :—				
28D/1214007	AS.2504/9C	Bolt, 2 BA	2	—	C	
28M/5808573	A27/CS	Nut, 2 BA	2	—	C	
28P/9527619	SP.90/C7	Pin, split (SP.9/C8)	2	—	C	
	AS.2808/5/025	Tube, distance, $\frac{1}{16}$ " o/d x 17 SWG x 0"25 long ...	2	T.35	LM	CG3
28W/9419402	SP.13/C	Washer (use under bolt head)	2	—	C	

CONTROLS

ENGINE AND AUXILIARY CONTROLS AFT OF FIREPROOF BULKHEAD

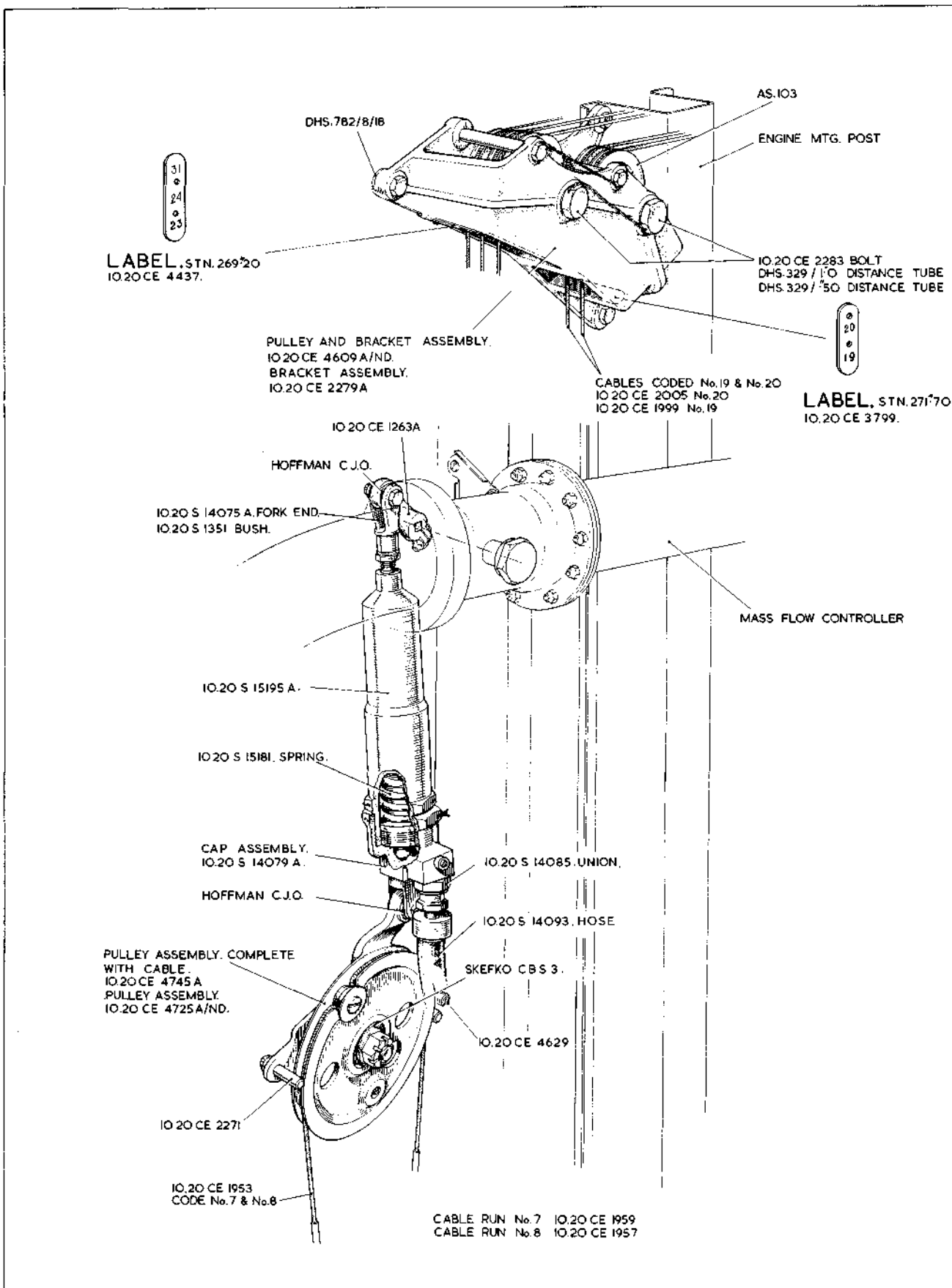
Ref. No.	Part No.	Description	No. off						Material Specification	Class of Store or L.M.	Place No.
			1	2	3	4	5	6			
11873	10-20 CE 2625A/1	ROD , connecting, Starboard throttle control, from cranked lever to engine lever, assembly Spares for :-	1						P	CG3	
11874	10-20 CE 4173	ADAPTER , plug, rod end, tapped, $\frac{1}{8}$ " BSF	1						C	CG3	
11875	10-20 CE 4175	ADJUSTER , rod end adapter	1						C	CG3	
	—	BALL-END , and Socket, group	1						—		
36HH/9875	ROLLS ROYCE D.38218	BODY , ball joint	1						C	CG3	
36HH/9894	ROLLS ROYCE KJ.3630	BOLT , 3 BA, square head	1						C	CG3	
36DD/72479	ROLLS ROYCE D.38220	LOCKPLATE , ball joint	1						C	CG3	
36HH/9892	ROLLS ROYCE D.38216Z	NUT , ball joint	1						C	CG3	
10500	10-20 E 4749	PIN , ball, throttle lever fuel control	1						C	CG3	
36HH/52566	ROLLS ROYCE GN.4513	SCREW , adjusting	1						C	CG3	
	10-20 CE 809A	END , rod, bearing, fixed portion, assembly Spares for :-	1						—	CG3	
28N/13511	HOFFMANN C.J.1	JOINT , self aligning	1						C	CG3	
28M/1011470	A27/GT	NUT , $\frac{3}{8}$ " BSF, R.H.	1						C		
28M/13464	A27/GTL	NUT , $\frac{3}{8}$ " BSF, L.H.	1						C		
		Attachments for 10-20 CE 2625A/1, Rod :-									
28M/5808573	A27/CS	Nut, 2 BA	1						C		
28M/13935	A58/ES	Nut, $\frac{1}{2}$ " BSF	1						C		
28P/9527619	SP.90/C7	Pin, split (SP.9/C8)	2						C		
28W/9419402	SP.13/C	Washer	1						C		
19115	DHS.781/66/18	Washer, sealing (Mod. 1351)	1						C		
	—	SEAL , cable, at fireproof bulkhead, group (Drg. No. 10-20 CE 3005) Spares for :-	1						—	CG1	
10488	10-20 CE 3171	FAIRLEAD	1						C	CG1	
10490	10-20 CE 3175	FAIRLEAD	1						C	CG1	
16086	10-20 CE 4607	FAIRLEAD (Mod. 216) Attachments for 10-20 CE 3171, 10-20 CE 3175 or 10-20 CE 4607, Fairlead :-	1						C	CG1	
28D/9140638	A25/4B	Bolt, 4 BA	4						C		
28M/10287	AGS.2001/B/1	Nut, 4 BA	4						C		
28W/9419465	SP.13/B	Washer	4						C		
	AS.2806/4/110	TUBE , distance, cable guard, flap terminal pulley, $\frac{1}{8}$ " o/d x 22 SWG x 1'-1 long Attachments for AS.2806/4/110, Tube :-	1					T.35	LM		
28D/9435710	A25/11C	Bolt, 2 BA	1						C		
28W/9419402	SP.13/C	Washer	1						C		
	AS.2808/5/060	TUBE , distance, cable guard, Starboard throttle control, $\frac{3}{8}$ " o/d x 17 SWG x 0'-60 long Attachments for AS.2808/5/060, Tube :-	1					T.35	LM		
28D/1011019	A25/8C	Bolt, 2 BA	1						C		
28M/5808573	A27/CS	Nut, 2 BA	1						C		
28W/9419402	SP.13/C	Washer	1						C		
28U/14774	SP.33/B	TURNBARREL , connecting arrester hook cables, code Nos. 23 and 24	2						C	CG1	



CG.1

CONTROLS
ENGINE AND AUXILIARY CONTROLS
AFT OF FIREPROOF BULKHEAD

CG.1
(AL.25)

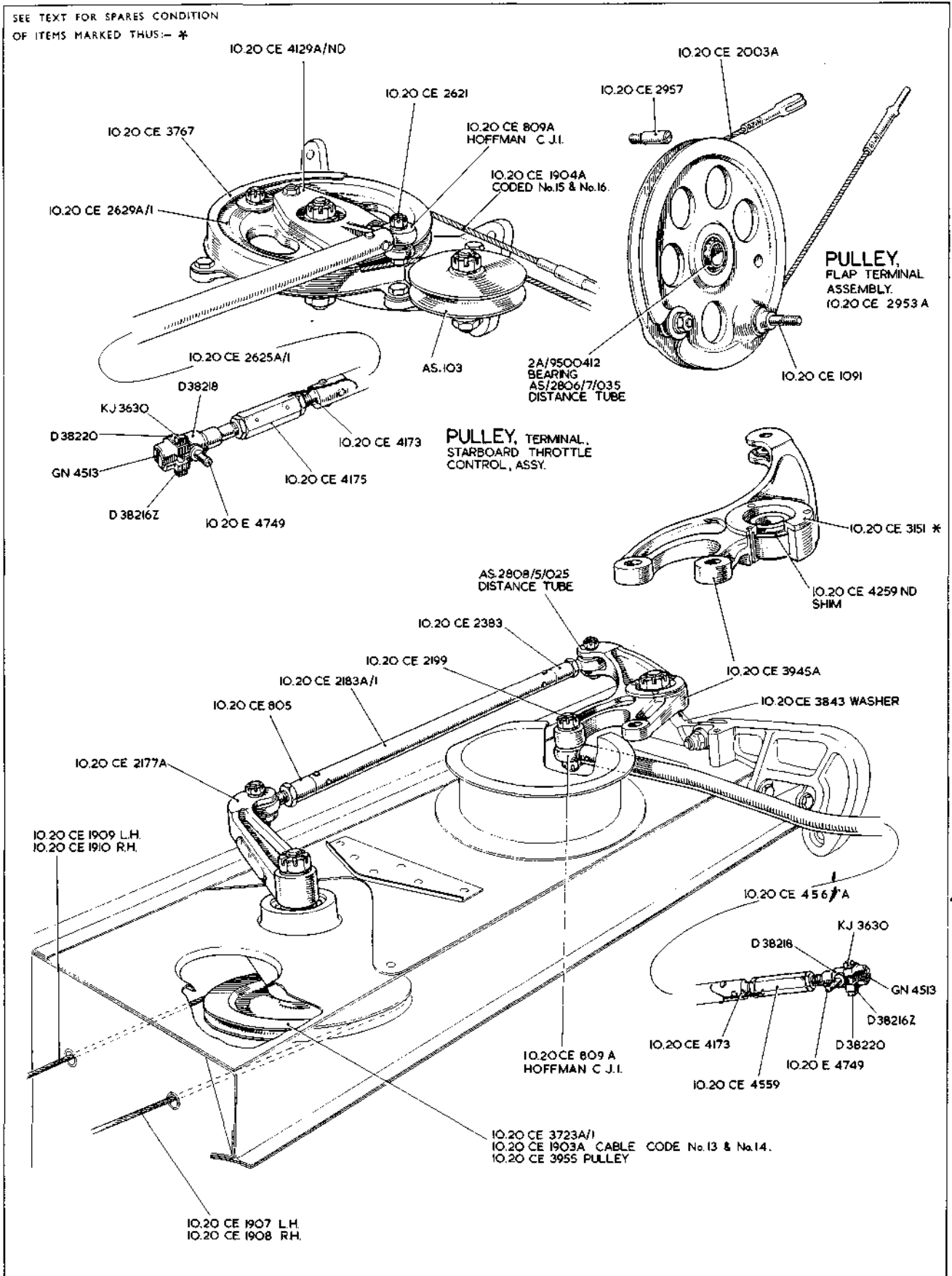


CG.2

CONTROLS
ENGINE AND AUXILIARY CONTROLS
AFT OF FIREPROOF BULKHEAD

CG.2
[A.L.25]

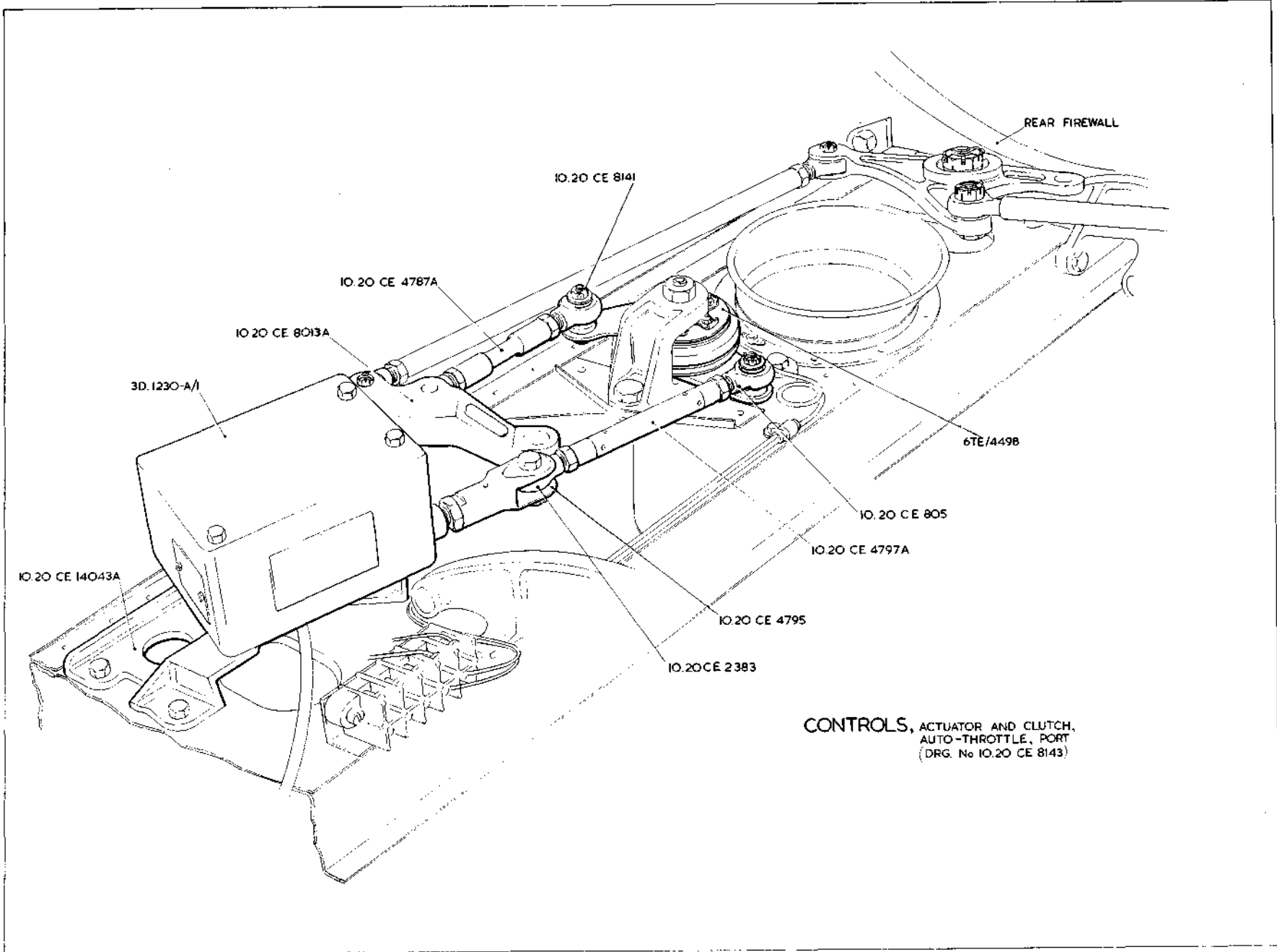
SEE TEXT FOR SPARES CONDITION OF ITEMS MARKED THUS: *



CG.3

CONTROLS
ENGINE AND AUXILIARY CONTROLS
AFT OF FIREPROOF BULKHEAD

CG.3
[A.L.25]



CG.4

CG.4
ENGINE AND AUXILIARY CONTROLS
AFT OF FIREPROOF BULKHEAD

RESTRICTED

CG.4
 [AUG. 66]

This file was downloaded
from the RTFM Library.
Link: www.scottbouch.com/rtfm

Please see site for usage terms,
and more aircraft documents.

