

DECK GEAR

DECK ARRESTER HOOK AND CATAPULT HOLDBACK LEVER INSTALLATION

Ref. No.	Part No.	Description	No. off	Material Specification	Class of Store or L.M.	Place No.
	—	INSTALLATION OF ARRESTER HOOK AND CATAPULT HOLDBACK LEVER (Drg. Nos. 10-20 D 691 and 10-20 D 713) Spares for :—	1	—	—	DA1
1808	10-20 D 643	BOLT , striker, micro switch, through lower end of arrester hook damper	1	—	C	DA1
28M/9403520	A27/CP	Attachments for 10-20 D 643, Bolt :— Nut, 2 BA	1	—	C	
	—	ELECTRICAL COMPONENTS (See sub-section EBK)	—	—	—	
	10-20 WC 25599A	FAIRING , arrester hook, fixed portion, assembly Attachments for 10-20 WC 25599A, Fairing : —	1	—	C	DA1
28D/1007982	AS.1248/1C	Bolt, 2 BA	4	—	C	
28D/1013284	AS.1248/2C	Bolt, 2 BA	2	—	C	
1092	DHS.365/2C	Bolt, 2 BA	2	—	C	DA1
28M/1006473	A27/CT	Nut, 2 BA	2	—	C	
28M/10288	AGS.2001/C/1	Nut, 2 BA	2	—	C	
	10-20 WC 20037ND	Plate, packing, 14 SWG	2	L.72	LM	DA1
28W/9419475	SP.15/C	Washer	2	—	C	
9745	10-20 WC 20041A/1	FAIRING , arrester hook, hinged portion, assembly (Pre Mod. 752)	1	—	P	DA1 DA3
16657	10-20 WC 31679A	FAIRING , arrester hook, hinged portion, assembly (Mod. 1067) Spares for :—	1	—	P	DA1 DA3
	10-20 WC 20043	BEAM , side, L.H. (Pre Mods. 1067 and 1144)	1	—	—	DA3
	10-20 WC 20044	BEAM , side, R.H. (Pre Mods. 1067 and 1144)	1	—	—	DA3
	10-20 WC 31669A	BEAM , side, L.H., assembly (Mod. 1067) ...	1	—	—	DA3
	10-20 WC 31670A	BEAM , side, R.H., assembly (Mod. 1067) ...	1	—	—	DA3
	10-20 WC 40765ND	BEAM , side, L.H., 18 SWG (Mod. 1144) ...	1	L.72	—	DA3
	10-20 WC 40766ND	BEAM , side, R.H., 18 SWG (Mod. 1144) ...	1	L.72	—	DA3
	10-20 WC 40767ND	PLATE , reinforcing, L.H., 16 SWG (Mod. 1144) (For spares use 10-20 WC 40799ND)	1	—	—	DA3
	10-20 WC 40799ND	PLATE , reinforcing, L.H., 16 SWG (Spares condition)	1	L.72	—	
	10-20 WC 40768ND	PLATE , reinforcing, R.H., 16 SWG (Mod. 1144) (For spares use 10-20 WC 40800ND)	1	—	—	DA3
	10-20 WC 40800ND	PLATE , reinforcing, R.H., 16 SWG (Spares condition)	1	L.72	—	
	10-20 WC 20193A	FITTING , hinge, L.H., assembly (For spares use 10-20 WC 26715A/ND)	1	—	—	DA3
11122	10-20 WC 26715A/ND	FITTING , hinge, L.H., assembly (Spares condition)	1	—	C	
	10-20 WC 20194A	FITTING , hinge, R.H., assembly (For spares use 10-20 WC 26716A/ND)	1	—	—	DA3
11123	10-20 WC 26716A/ND	FITTING , hinge, R.H., assembly (Spares condition)	1	—	C	
		Spares for :—				
28N/13511	HOFFMANN CJ.1	JOINT , self-aligning Attachments for 10-20 WC 20193A or 10-20 WC 20194A, Fitting (per pair) :—	1	—	C	DA3
	10-20 WC 20191	Block, packing	1	L.64	—	DA3
2742	DHS.365/4C	Bolt, 2 BA	2	—	C	DA3
4341	DHS.365/5C	Block, 2 BA	2	—	C	DA3
28M/9403520	A27/CP	Nut, 2 BA	4	—	C	
28W/9419475	SP.15/C	Washer	4	—	C	

DECK GEAR

DECK ARRESTER HOOK AND CATAPULT HOLDBACK LEVER INSTALLATION

Ref. No.	Part No.	Description						No. off	Material Specification	Class of Store or L.M.	Plate No.
		1	2	3	4	5	6				
5574	10-20 WC 20063A/1	MEMBER , beam, assembly (Pre Mod. 752) ...						1	—	C	DA3
16172	10-20 WC 29799A	MEMBER , beam, assembly (Mod. 752) ...						1	—	C	DA3
28M/10228	AGS.2009/B/1	Spares for :— NUT , anchor, 4 BA ...						6	—	C	
		Attachments for 10-20 WC 20063A/1 or 10-20 WC 29799A, Member :—									
28D/1213558	A60/13G	Bolt, $\frac{5}{16}$ " BSF (Drill No. 51 for split pin) ...						2	—	C	
28M/14537	A58/GS	Nut, $\frac{5}{16}$ " BSF ...						2	—	C	
28P/9527619	SP.90/C7	Pin, split (SP.9/C8) ...						2	—	C	
	10-20 WC 20385ND	Washer, special (Make from Ref. No. 28W/9419403)						2	—	LM	DA3
	10-20 WC 25621A	MEMBER , rear, assembly ...						1	L.72	—	DA3
	10-20 WC 20185	PLATE , corner, L.H., 18 SWG ...						1	L.72	LM	DA3
	10-20 WC 20186	PLATE , corner, R.H., 18 SWG ...						1	L.72	LM	DA3
	10-20 WC 20189	PLATE , tie, L.H., 22 SWG ...						1	L.72	LM	DA3
	10-20 WC 20190	PLATE , tie, R.H., 22 SWG ...						1	L.72	LM	DA3
	10-20 WC 20181	REINFORCING , skin, 18 SWG ...						1	DTD.124	LM	DA3
	10-20 WC 20183	SKIN , 20 SWG (Pre Mod. 752) ...						1	L.72	—	DA3
19683	10-20 WC 29877	SKIN , 20 SWG (Mod. 752) ...						1	—	C	DA3
	10-20 WC 20077A	STIFFENER , assembly (Pre Mod. 752) (For spares use 10-20 WC 26709A/ND)						1	—	—	DA3
11115	10-20 WC 26709A/ND	STIFFENER , assembly (Spares condition) ...						1	—	C	
	10-20 WC 31685A	STIFFENER , assembly (Mod. 1067) (For spares use 10-20 WC 30409A/ND)						1	—	—	DA3
16173	10-20 WC 30409A/ND	STIFFENER , assembly (Spares condition) ...						1	—	C	
	10-20 WC 20085	STIFFENER , centre, 22 SWG ...						1	L.72	LM	DA3
	10-20 WC 20057	STIFFENER , forward, 22 SWG ...						1	L.72	LM	DA3
9747	10-20 WC 25629	STRIP , rubbing, lower (Pre Mod. 752) ...						1	—	C	DA3
16169	10-20 WC 29791	STRIP , rubbing, lower (Mod. 752) ...						1	—	C	DA3
		Attachments for 10-20 WC 25629 or 10-20 WC 29791, Strip :—									
28D/9744	AS.1248/2B	Bolt, 4 BA (Mod. 752) ...						2	—	C	
28D/8338	AS.1248/3B	Bolt, 4 BA ...						2	—	C	
28D/9918	AS.1248/4B	Bolt, 4 BA ...						2	—	C	
28D/12002	AS.1248/5B	Bolt, 4 BA (Pre Mod. 752) ...						2	—	C	
28W/13701	SP.23/B	Washer ...						6	—	C	
9746	10-20 WC 25627	STRIP , rubbing, upper (Pre Mod. 752) ...						1	—	C	DA3
16168	10-20 WC 29789	STRIP , rubbing, upper (Mod. 752) ...						1	—	C	DA3
		Attachments for 10-20 WC 25627 or 10-20 WC 29789, Strip :—									
28D/8338	AS.1248/3B	Bolt, 4 BA ...						2	—	C	
28D/9918	AS.1248/4B	Bolt, 4 BA ...						2	—	C	
28D/12002	AS.1248/5B	Bolt, 4 BA ...						2	—	C	
28W/1200073	SP.23/B	Washer ...						6	—	C	
		Attachments for 10-20 WC 20041A/1 or 10-20 WC 30179A, Fairing :—									
28M/13935	A58/ES	Nut, $\frac{1}{4}$ " BSF ...						4	—	C	
28P/9527619	SP.90/C7	Pin, split (SP.9/C8) ...						4	—	C	
7465	10-20 WC 24455	Stud ...						2	—	C	DA1
	AS.2811/6/062	Tube, distance, $\frac{3}{8}$ " o/d x 17 SWG x 0".62 long ...						2	L.62	LM	DA1
28W/9419405	SP.15/E	Washer ...						2	—	C	
4342	DHS.781/6/26	Washer, spacing, $\frac{1}{2}$ " o/d x $\frac{1}{4}$ " i/d x 26 SWG ...						6	—	C	DA1

DECK GEAR

DECK ARRESTER HOOK AND CATAPULT HOLDBACK LEVER INSTALLATION

Ref. No.	Part No.	Description	No. off	Material Specification	Class of Score or L.M.	Plate No.
199	S10-20 D 5	HOOK , arrester, spares assembly, complete with attachments	1	—	P	DA1
17517	10-20 D 2005A	BOLT , special, assembly (Mod. 1206)	1	—	P	DA1
		Spares for :—				
2047	TECALEMIT NC.6059	NIPPLE , lubricating, "Teczark"	1	—	C	DA1
	10-20 D 811A/ND	HOOK , arrester, assembly (Mod. 1272)	1	—	—	DA1
18394	10-20 D 809	ARM	1	—	P	DA1
1803	10-20 D 627A	BRACKET , mounting, micro switch, assembly	1	—	C	DA1
		Attachments for 10-20 D 627A, Bracket :—				
28D/1008149	A25/2B	Bolt, 4 BA	4	—	C	
28M/10287	AGS.2001/B/1	Nut, 4 BA	4	—	C	
28W/9419465	SP.13/B	Washer	4	—	C	
1804	10-20 D 531	COLLAR , thrust	1	—	C	DA1
18827	10-20 D 819A	FORK-END , assembly (Mod. 1272)	1	—	P	DA1
		Spares for :—				
3303	10-20 D 525	BUSH , damper attachment (See Repair section PA)	2	—	C	DA1
17519	10-20 D 2001	BUSH , main pivot (See Repair section PA)	2	—	C	DA1
		Attachments for 10-20 D 819A, Fork-end :—				
16957	10-20 D 797	Nut, special, 1 1/8" dia. Whit. (Mod. 1127) ...	1	—	C	DA1
1802	10-20 D 653	Pin, locking, for nut	1	—	C	DA1
18395	10-20 D 805A	HOOK , arrester (Mod. 1272)	1	—	P	DA1
		Attachments for 10-20 D 805, Hook :—				
28M/9419281	A110/LS	Nut, slotted	2	—	C	DA1
20560	10-20 D 831	Pin, locking (Mod. 1554)	1	—	C	DA1
28P/19233	SP.90/E6	Pin, split (SP.9/E8)	2	—	C	
28W/9458601	SP.122/L	Washer	2	—	C	DA1
18826	10-20 D 817	PIN , locking, at fork end (Mod. 1272) ...	2	—	C	DA1
		Attachments for 10-20 D 817, Pin :—				
28P/19234	SP.90/E8	Pin, split (SP.9/E10)	2	—	C	
18825	10-20 D 815	Washer	2	—	C	
		Attachments for 10-20 D 811A/ND, Hook, At pivot trunnion :—				
1806	10-20 D 751	Nut, special, 1/2" BSF	1	—	C	DA1
28P/19234	SP.90/E8	Pin, split (SP.9/E10)	1	—	C	
17518	10-20 D 2003A	Pin, trunnion, assembly (Mod. 1206)	1	—	P	DA1
		Spares for :—				
28N/9156370	SP.21	Nipple, lubricating... ..	1	—	C	
		At damper :—				
28M/9129449	A27/LS	Nut, 7/16" BSF	1	—	C	
13418	10-20 D 749	Pin, shear	1	—	C	DA1
28P/19234	SP.90/E8	Pin, split (SP.9/E10)	1	—	C	
28W/9419467	SP.13/L	Washer	1	—	C	
13419	DHS.781/44/22	Washer, 1" o/d x 3/8" i/d x 22 SWG	1	—	C	DA1
1814	10-20 D 681	NUT , special, pivot trunnion	1	—	C	DA1
28M/15396	A27/LC	NUT , 7/16" BSF, centralising lever attachment ...	1	—	C	
28P/19234	SP.90/E8	PIN , split (SP.9/E10)	1	—	C	
1810	10-20 D 519	TRUNNION , pivot	1	—	P	DA1
1812	10-20 D 637	WASHER , special, pivot trunnion	1	—	C	DA1
1813	10-20 D 633	WASHER , tab, pivot trunnion	1	—	C	DA1
1817	10-20 D 635	WASHER , special, centralising lever attachment	1	—	C	DA1

DECK GEAR

DECK ARRESTER HOOK AND CATAPULT HOLDBACK LEVER INSTALLATION

Ref. No.	Part No.	Description	No. off	Material Specification	Class of Store or L.M.	Plate No.
	—	HYDRAULIC COMPONENTS (See sub-section QM)	—	—	—	
1815	10-20 D 699	LEVER , centralising, between spring strut and trunnion	1	—	P	DA1
		Attachments for 10-20 D 699, Lever :—				
1816	10-20 D 649	Bolt, 2 BA, shouldered	1	—	C	DA1
28M/5808573	A27/CS	Nut, 2 BA	1	—	C	
28P/9527619	SP.90/C7	Pin, split (SP.9/C8)	1	—	C	
28W/1200071	SP.23/C	Washer	1	—	C	
		Note : Attachments to trunnion bolt are included in "TRUNNION, arrester hook, group," above :—				
	—	LEVER , hold back, catapult, group (Drg. No. 10-20 D 713)	1	—	—	
9020	10-20 D 717A	EYE-END , assembly	1	—	C	DA2
		Spare for :—				
28N/13510	HOFFMANN C.I.O	JOINT , self aligning	1	—	C	DA2
		Attachments for 10-20 D 717A, Eye-end :—				
28D/7002428	A25/6C	Bolt, 2 BA	1	—	C	
28M/1006473	A27/CT	Nut, 2 BA	1	—	C	
9022	DHS.783/2/20	Washer, $\frac{3}{8}$ " o/d x 20 SWG	4	—	C	DA2
28W/9419475	SP.15/C	Washer	1	—	C	
9018	10-20 D 719	FORK-END	1	—	C	DA2
9013	10-20 D 709A	LEVER , assembly	1	—	P	DA2
		Spare for :—				
9960	10-20 D 513A	BEARING , assembly	1	—	C	DA2
28N/1007476	AGS.2030/27	CIRCLIP	1	—	C	
		Attachments for 10-20 D 709A, Lever :—				
9961	10-20 D 657	Bolt, $\frac{3}{8}$ " BSF	1	—	C	DA2
9021	10-20 D 731	Nut, $\frac{3}{8}$ " BSF	1	—	C	DA2
28P/20027	SP.90/H12	Pin, split (SP.9/H14)	1	—	C	
28W/9419482	SP.15/S	Washer	1	—	C	
9962	10-20 D 659	Washer, distance	2	—	C	DA2
9019	10-20 D 715	SPRING	1	—	C	DA2
1818	10-20 D 535A	STRUT , spring, arrester hook centralising, assembly (Pre Mod. 782)	1	—	P	DA2
15839	10-20 D 775A	STRUT , spring, arrester hook centralising, assembly (Mod. 782)	1	—	P	DA2
		Spare for :—				
1821	10-20 D 567A	BARREL , outer, assembly	1	—	C	DA2
1826	10-20 D 543	NUT , barrel end	1	—	C	DA2
		Attachments for 10-20 D 543, Nut :—				
28P/9527619	SP.90/C7	Pin, split (SP.9/C8)	1	—	C	
1827	10-20 D 537	Shim	1	—	C	DA2
		SLEEVE	1	S.1	—	DA2
5635	10-20 D 545	SPRING , inner (Pre Mod. 782)	1	—	C	DA2
15840	10-20 D 777	SPRING , inner (Mod. 782)	1	—	C	DA2
5634	10-20 D 551	SPRING , outer (Pre Mod. 782)	1	—	C	DA2
15841	10-20 D 779	SPRING , outer (Mod. 782)	1	—	C	DA2
1822	10-20 D 547A	TRUNNION , assembly	1	—	P	DA2
		Spare for :—				
1823	10-20 D 619ND	SLEEVE	2	—	C	DA2
		Attachments for 10-20 D 547A, Trunnion :—				
1824	10-20 D 549	Ring, locking	2	—	C	DA2

DECK GEAR

DECK ARRESTER HOOK AND CATAPULT HOLDBACK LEVER INSTALLATION

Ref. No.	Part No.	Description						No. off	Material Specification	Class of Store or L.M.	Plate No.
		1	2	3	4	5	6				
1819	10-20 D 559A							1	—	P	DA2
	10-20 D 565							1	S.92	—	DA2
	10-20 D 563							1	S.92	—	DA2
26DV/8179	DHS.94/4/90							2	—	C	DA2
28M/13289	A27/JC							1	—	C	
28P/9527619	SP.90/C7							1	—	C	
28VV/9419466	SP.13/J							1	—	C	
1820	10-20 D 541							1	—	C	DA2
1825	10-20 D 539							1	—	C	DA2
1828	10-20 D 625							2	—	C	DA2
28P/9527619	SP.90/C7							4	—	C	

DECK GEAR

DECK ARRESTER HOOK AND CATAPULT HOLDBACK LEVER INSTALLATION

Ref. No.	Part No.	Description						No. off	Material Specification	Class of Store or L.M.	Place No.
		1	2	3	4	5	6				

DA. 1

ARRESTER HOOK AND CATAPULT HOLDBACK LEVER

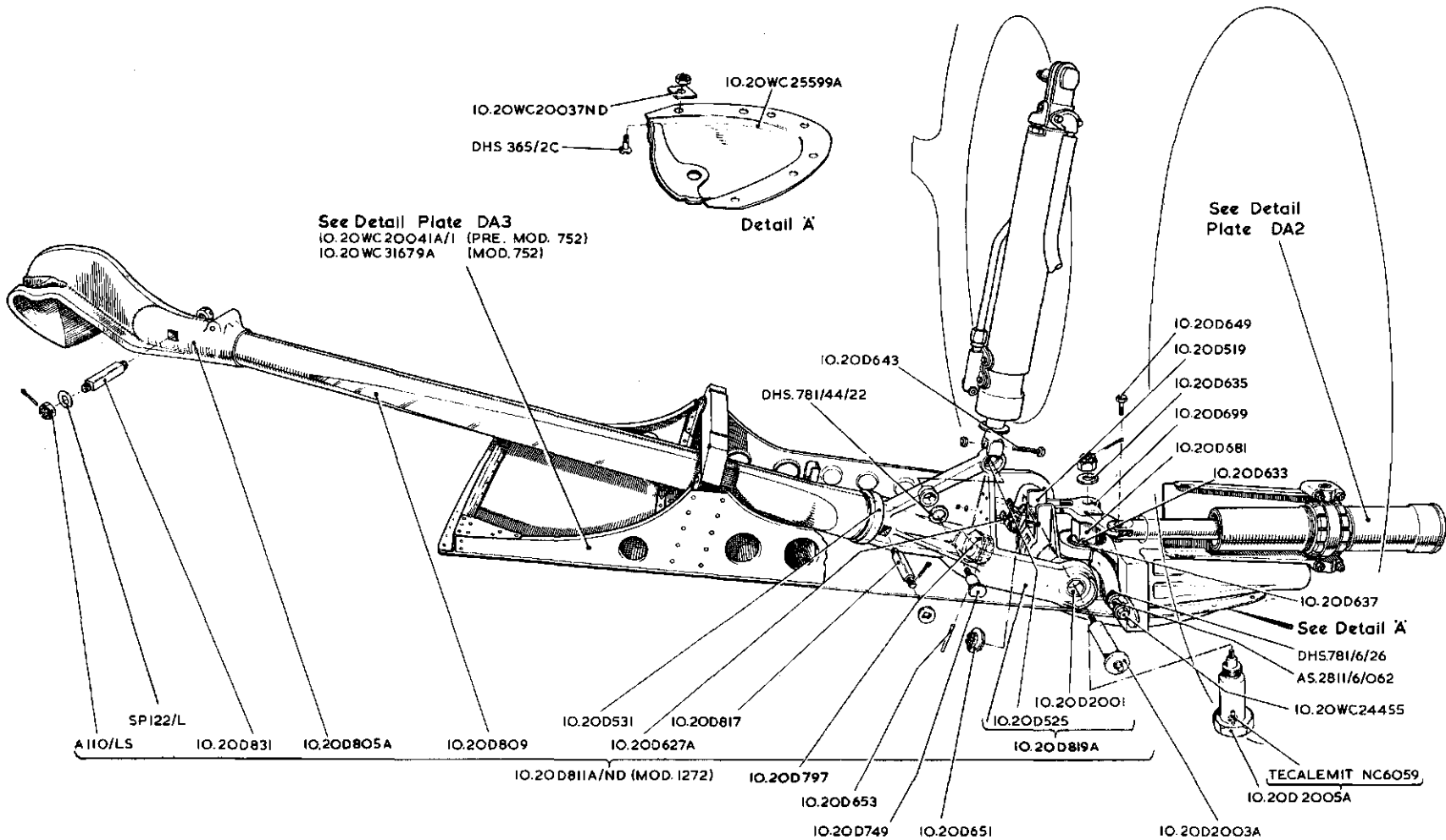
DECK GEAR

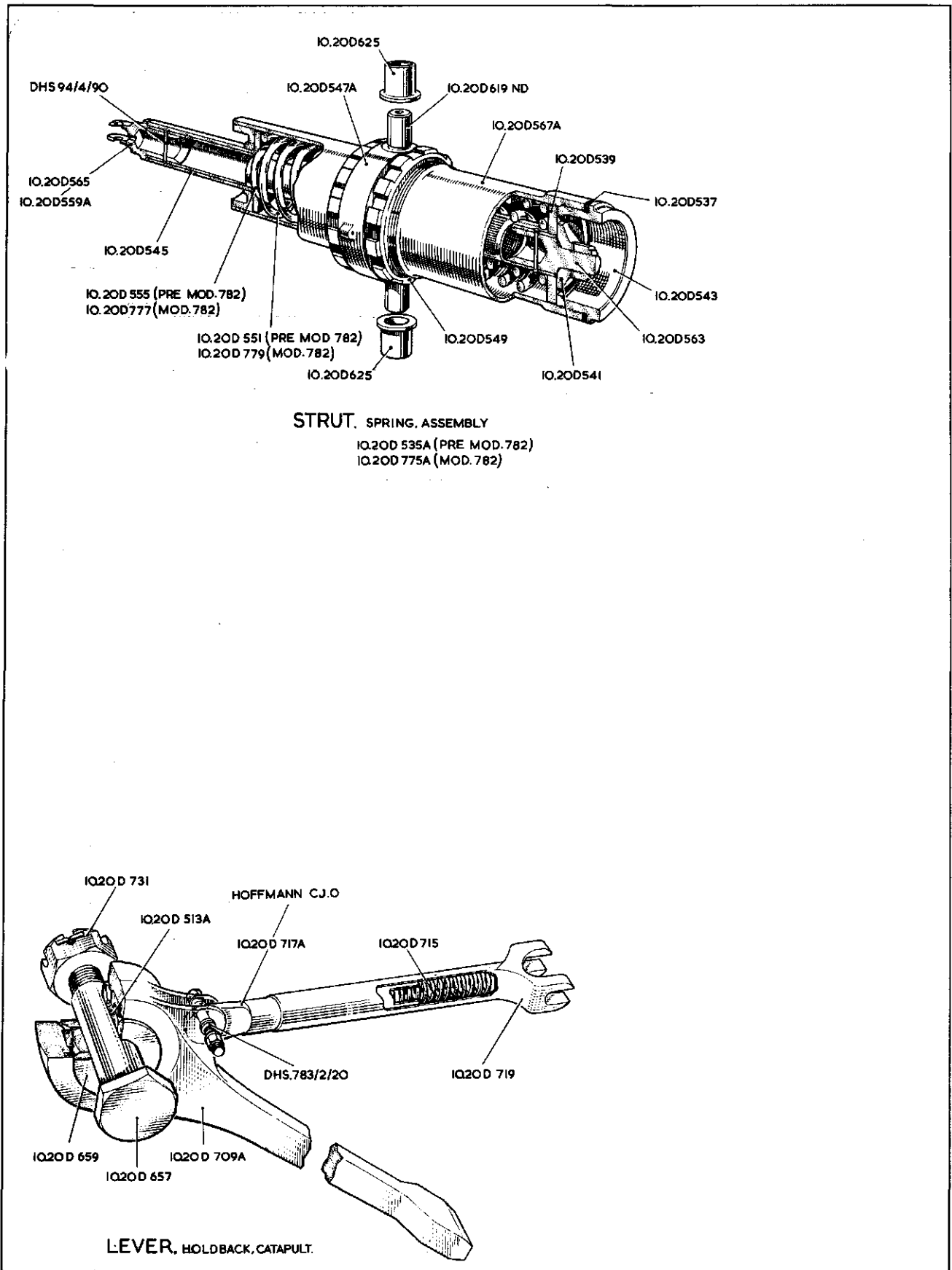
DA. 1

[Rev. 72]

SIO.20D5 SPARES ASSEMBLY

IO.20D 749	PIN.SHEAR. LOWER	IO.20D519	TRUNNION FORGING
SP 13/L	WASHER	IO.20D2005A	BOLT. TRUNNION
A27/L5	NUT. SLOTTED	IO.20D637	WASHER
SP9/E10	PIN. SPLIT	IO.20D633	WASHER. TAB
IO.20D2003A	PIN. TRUNNION	IO.20D681	NUT
IO.20D651	NUT. SPECIAL	A27/LC	NUT
SP9/E10	PIN. SPLIT	IO.20D635	WASHER
DHS.781/44/22	WASHER	SP.9E10	PIN. SPLIT
IO.20D811A/ND			





DA.2.

DECK GEAR

DA.2

ARRESTER HOOK AND CATAPULT HOLDBACK LEVER

[A.L. 72]

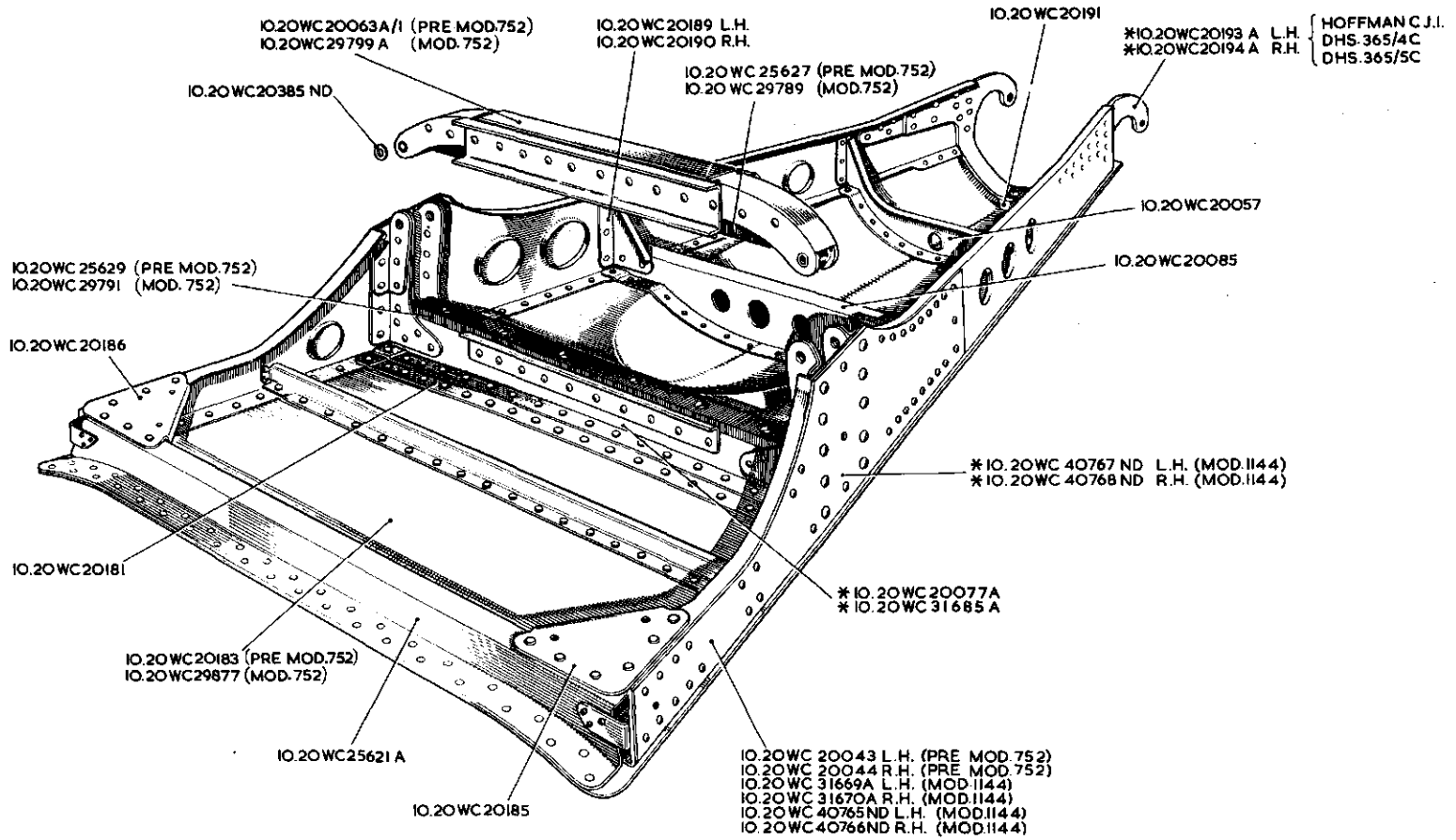
DA.3

SEE TEXT FOR SPARES CONDITION
OF ITEMS MARKED THUS: *

DECK GEAR
ARRESTER HOOK

RESTRICTED

DA.3
[A.L.3]



FAIRING, HINGED PORTION
COMPLETE ASSEMBLY
IO.20WC20041 A/1 (PRE MOD.752)
IO.20WC31679A (MOD.1144)

See Vixen Mk.I

RESTRICTED

Plate DA3

This file was downloaded
from the RTFM Library.
Link: www.scottbouch.com/rtfm

Please see site for usage terms,
and more aircraft documents.

