

ELECTRICAL INSTALLATIONS

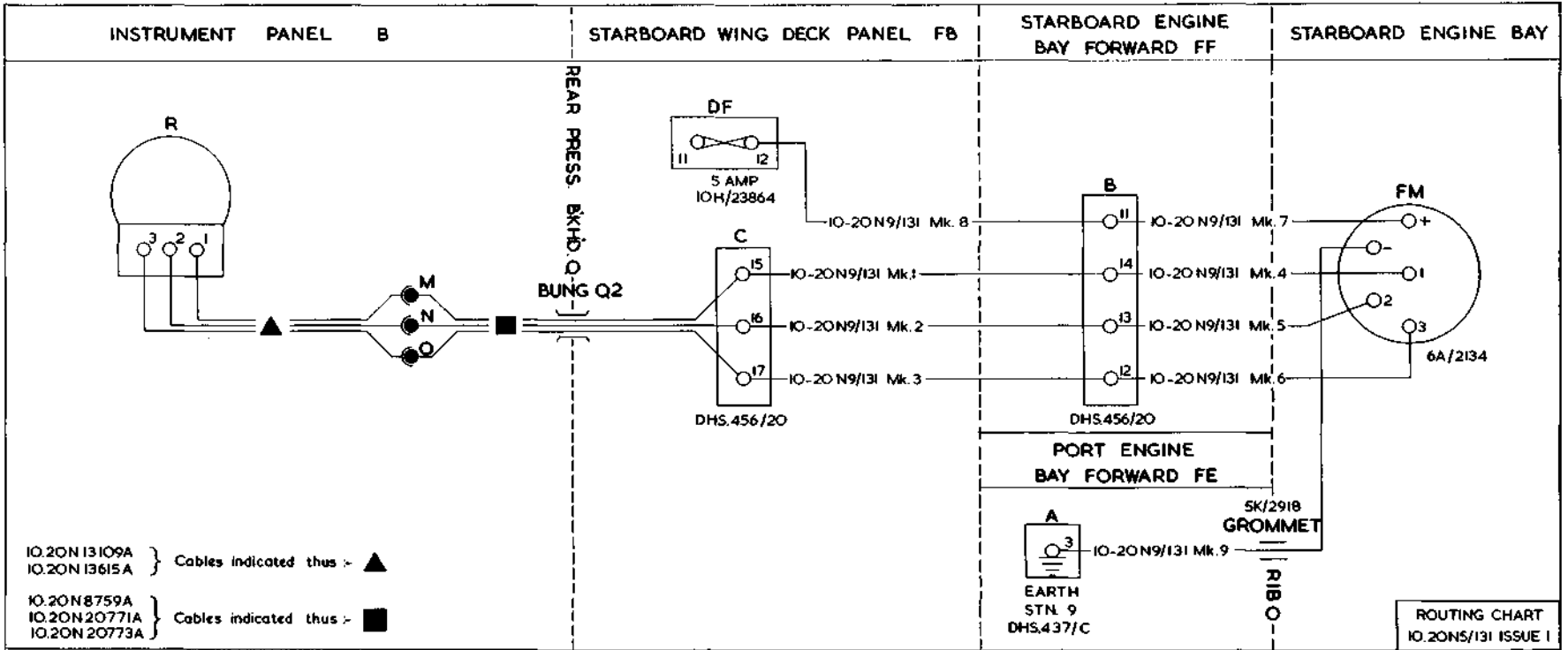
INSTALLATION OF FLAP INDICATOR, CODED "DF"

Ref. No.	Part No.	Description	No. off	Material Specification	Class of Store or L.M.	Plate No.
	—	INSTALLATION OF FLAP INDICATOR, CODED "DF"	1	—	—	
	—	INSTALLATION AT PILOT'S INSTRUMENT PANEL, CODED "B" (Drg. Nos. 10-20 N 11421, 10-20 N 24879A (Mod. 1549) (Pre Mod. 1500) and 10-22 N 3789A, Mods. 1500 and 1549)	1	—	—	
	10-20 N 22741A	CABLE , bung, "Q2," coded "FB," assembly ... (Mod. 1042) (For use on 15th-78th A/C) (For cables circuit coded "DF")	1	—	ECC	EAM1
	10-20 N 22743A	CABLE , bung, "Q2," coded "FB," assembly ... (Mod. 1042) (For use on 79th and subsequent A/C) (For cables circuit coded "DF")	1	—	ECC	EAM1
	10-20 N 13615A	CABLE , coded "B1," assembly (Mod. 657) ... (For cables circuit coded "DF")	1	—	ECC	EAM1
	—	INDICATOR , flap position, Type A, coded "R" (See sub-section FB)	—	—	—	
	—	INSTALLATION AT STARBOARD WING DECK PANEL, CODED "FB" (Drg. Nos. 10-20 N 14863A and 10-20 N 11143)	1	—	—	
	—	BLOCK , fuse, coded "T," group ...	1	—	—	
	—	BLOCK , fuse, 12-way ... (See sub-section EBV)	1	—	—	
10H/23864	—	FUSE , 5 amp. ...	1	—	C	
	—	BLOCK , terminal, coded "C," group ...	1	—	—	
	DHS.456/20	BLOCK , terminal, 20-way, assembly ... (For breakdown see DHS.Data Sheet)	1	—	—	EAM1
5X/9149643	PLESSEY CZ.25111	COVER , terminal block (5940-99-914-9643)	1	—	C	EAM1
5X/9450403	PLESSEY Z.28426	PILLAR , fixing (5340-99-945-0403) ...	2	—	C	EAM1
28W/9419474	SP.15/B	WASHER ...	2	—	C	
	10-20 N 9/131 Mk. 1	CABLE , coded "15.FB.C.DF-DF.FF.B.14," assembly	1	—	ECC	EAM1
	10-20 N 9/131 Mk. 2	CABLE , coded "16.FB.C.DF-DF.FF.B.13," assembly	1	—	ECC	EAM1
	10-20 N 9/131 Mk. 3	CABLE , coded "17.FB.C.DF-DF.FF.B.12," assembly	1	—	ECC	EAM1
	10-20 N 9/131 Mk. 8	CABLE , coded "12.FB.T.DF-DF.FF.B.11," assembly	1	—	ECC	EAM1

ELECTRICAL INSTALLATIONS

INSTALLATION OF FLAP INDICATOR, CODED "DF"

Ref. No.	Part No.	Description	No. off	Material Specification	Class of Store or L.M.	Place No.
		INSTALLATION AT PORT ENGINE BAY, FORWARD, CODED "FE" (Drg. Nos. 10-20 N 5123 and 10-20 N 5125)	1	—	—	
5K/—	10-20 N 9/131 Mk. 9 SP.95/D16	CABLE , coded "3.★9.A.DF-DF.FM.—," assembly...	1	—	ECC	EAM1
		GROMMET , rubber, cable entry at rib "O" (Alternative DHS.1790/D16)	1	—	C	
26DV/4969	DHS.437/C	TERMINAL , earth, stn. 9, coded "A," group ...	1	—	—	
		TERMINAL , earth, assembly ... (For breakdown see DHS.Data Sheet)	1	—	C	EAM1
		Attachments for DHS. 437/C, Terminal :—				
28M/10288	AGS.2001/C/1	Nut, 2 BA ...	2	—	C	
28S/1007443	A32/C18	Screw, 2 BA ...	2	—	C	
28W/9419402	SP.13/C	Washer ...	4	—	C	
2034	DHS.776/C/1	Washer ...	1	—	C	EAM1
		INSTALLATION AT STARBOARD ENGINE BAY, FORWARD, CODED "FF" (Drg. Nos. 10-20 N 5125 and 10-20 CF 1439)	1	—	—	
	DHS.456/20	BLOCK , terminal, coded "FFB," group ...	1	—	—	
		BLOCK , terminal, 20-way, assembly ... (For breakdown see DHS. Data Sheet)	1	—	—	EAM1
		Attachments for DHS.456/20, Block :—				
28D/12182	AS.1246/6B	Bolt, 4 BA ...	2	—	C	
28W/9419465	SP.13/B	Washer ...	2	—	C	
	10-20 N 9/131 Mk. 7	CABLE , coded "11.FF.B.DF-DF.FM.+", assembly	1	—	ECC	EAM1
	10-20 N 9/131 Mk. 6	CABLE , coded "12.FF.B.DF-DF.FM.3," assembly	1	—	ECC	EAM1
	10-20 N 9/131 Mk. 5	CABLE , coded "13.FF.B.DF-DF.FM.2," assembly	1	—	ECC	EAM1
	10-20 N 9/131 Mk. 4	CABLE , coded "14.FF.B.DF-DF.FM.1," assembly	1	—	ECC	EAM1
6A/2134	—	TRANSMITTER , flap position indicator, Type D, coded "FM"	1	—	P	EAM1
		Attachments for Ref. No. 6A/2134, Transmitter :—				
28D/9436920	A25/1C	Bolt, 2 BA ...	4	—	C	
28M/10288	AGS.2001/C/1	Nut, 2 BA ...	4	—	C	
32B/—	—	TAPE , identification, numbers and letters, use from Ref. Nos. 32B/1087 to 32B/1120 inclusive, as required	QR	—	C	



PILLAR.



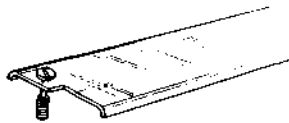
2.28426

WASHER.



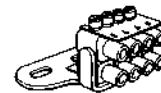
DHS.776/C/1

COVER.



CZ.2511

TERMINAL, EARTH.



DHS.437/C

EAM.1 ELECTRICAL INSTALLATION EAM.1
 FLAP INDICATOR CODED DF
 [A.1-43]

RESTRICTED

See Vixen Mk.1

RESTRICTED

Place EAM.1



This file was downloaded
from the RTFM Library.

Link: www.scottbouch.com/rtfm

Please see site for usage terms,
and more aircraft documents.