

ELECTRICAL INSTALLATIONS

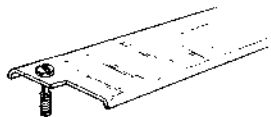
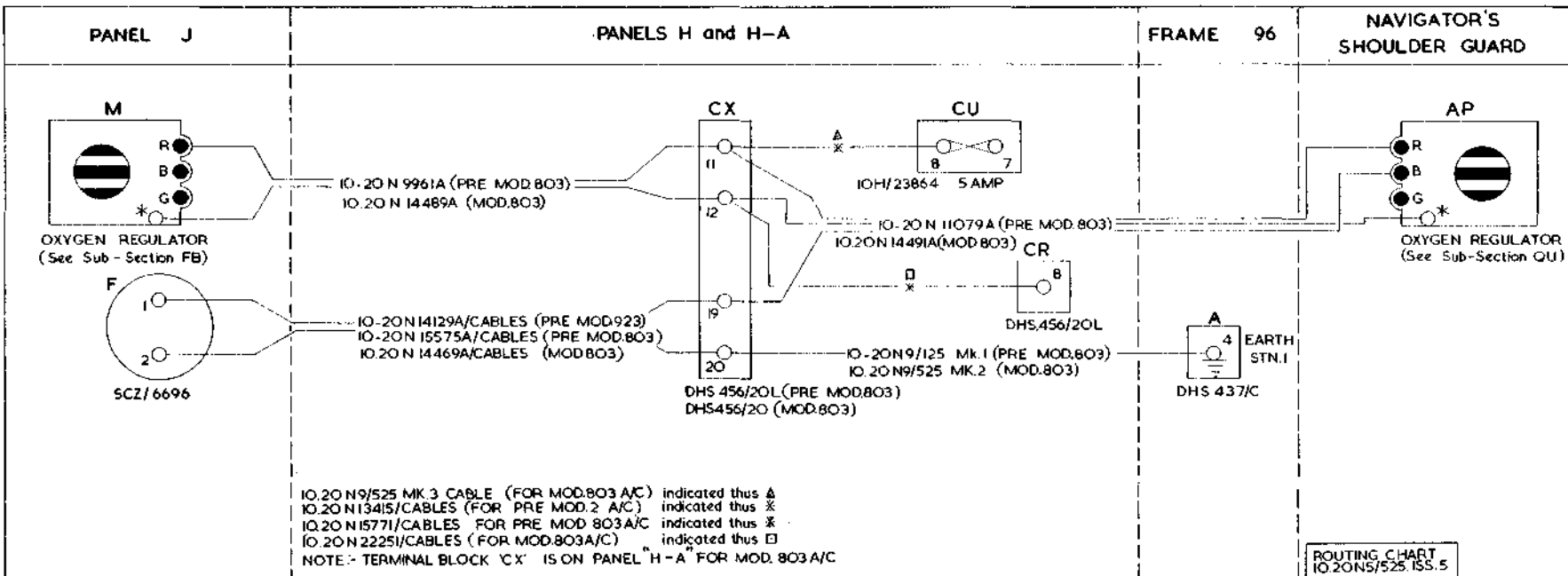
INSTALLATION OF OXYGEN SUPPLY INDICATOR, CODED "DG"

Ref. No.	Part No.	Description	No. off	Material Specification	Class of Store or L.M	Plate No.
	—	INSTALLATION OF OXYGEN SUPPLY INDICATOR, CODED "DG"	1	—	—	
	—	INSTALLATION AT PANEL CODED "J," STARBOARD FRONT CONSOLE (Drg. Nos. 10-20 N 15575A Pre Mod. 803, 10-20 N 14469A Mod. 803)	1	—	—	
	10-20 N 9961A	CABLE , coded "H-J.M.," assembly (Pre Mod. 803)	1	—	ECC	EAN1
	10-20 N 14489A	CABLE , coded "H.A-J.M.," assembly (Mod. 803)	1	—	ECC	EAN1
	10-20 N 15575A/ CABLES	CABLES , link (For cables circuit coded "DG") (Pre Mod. 803)	QR	—	ECC	EAN1
	10-20 N 14469A/ CABLES	CABLES , link (For cables circuit coded "DG") (Mod. 803)	QR	—	ECC	EAN1
5CZ/6696	DOWTY DN.1245Z Mk. 53	INDICATOR , electro magnetic, coded "F" ... (Mod. 1049)	1	—	P	EAN1
	—	REGULATOR , oxygen, coded "M" ... (See sub-section QU)	—	—	—	
	—	INSTALLATION AT PANELS, CODED "H" & "H-A" (Drg. Nos. 10-20 N 11421, 10-20 N 15781 and 10-20 N 15833A Pre Mod. 803; 10-20 N 22229, 10-20 N 15709A and 10-20 N 13987 Mod. 803)	1	—	—	
	—	BLOCK , fuse, coded "CU," group ...	1	—	—	EAN1
	—	BLOCK , fuse, 12-way (See sub-section EBV)	—	—	—	
10H/23864	—	FUSE , 5 amp. ...	1	—	C	EAN1
	—	BLOCK , terminal, coded "CR," group ...	1	—	—	
	DHS.456/20L	BLOCK , terminal, 20 way, assembly ... (For breakdown see DHS. Data Sheet)	1	—	—	EAN1
5X/9149643	PLESSEY CZ.25111	COVER , terminal block ...	1	—	C	EAN1
	12732	PILLAR , fixing, 4 BA ...	2	S.93	C	EAN1
	—	BLOCK , terminal, coded "CX," group ... (Pre Mod. 803)	1	—	—	
	DHS.456/20L	BLOCK , terminal, 20 way, assembly ... (For breakdown see DHS. Data Sheet)	1	—	—	EAN1
5X/9149643	PLESSEY CZ.25111	COVER , terminal block (Remove screws) ...	1	—	C	EAN1
	13954	PILLAR , fixing, 4 BA ...	1	S.92	C	EAN1
	16351	PILLAR , fixing, 4 BA ...	1	S.93	C	EAN1
	10-20 N 12571	PLATE , mounting, terminal block, assembly	1	—	—	EAN1
28M/10215	AGS.2008/B/1	NUT , anchor, 4 BA ...	1	—	C	
	10-20 N 8367A	PLATE , bare, 16 SWG ...	1	L.72	LM	EAN1
26DV/12296	DHS.489/5	SPACER ...	1	P.V.C.	C	EAN1
	—	BLOCK , terminal, coded "CX," group (Mod. 803)	1	—	—	
	DHS.456/20	BLOCK , terminal, 20-way, assembly ... (For breakdown see DHS. Data Sheet)	1	—	—	EAN1
5X/9149643	PLESSEY CZ.25111	COVER , terminal block ...	1	—	C	
5X/9450403	PLESSEY Z.28426	PILLAR , fixing, 4 BA ...	2	—	C	

ELECTRICAL INSTALLATIONS

INSTALLATION OF OXYGEN SUPPLY INDICATOR, CODED "DG"

Ref. No.	Part No.	Description 1 2 3 4 5 6	No. off	Material Specification	Class of Score or L.M	Place No.
	10-20 N 11079A	CABLE , coded "H-AP," assembly (Pre Mod. 803)	1	—	ECC	EAN1
	10-20 N 14491A	CABLE , coded "H.A.-A.P," assembly (Mod. 803)	1	—	ECC	EAN1
	10-20 N 9/125 Mk. 1	CABLE , coded "20.H.CX.DG—DG.★1.A.4," assembly (Pre Mod. 803)	1	—	ECC	EAN1
	10-20 N 9/525 Mk. 2	CABLE , coded "4.A.1★.DG—DG.H.A.CX.20," assembly (Mod. 803)	1	—	ECC	EAN1
	10-20 N 9/525 Mk. 3	CABLE , coded "8.CU.DG.—DG.H.A.CX.11," assembly (Mod. 803)	1	—	ECC	EAN1
	10-20 N 15771/CABLES	CABLES , link (For cables circuit coded "DG") (Mod. 702, Pre Mod. 803)	QR	—	ECC	EAN1
	10-20 N 22251/CABLES	CABLE , link (For cables circuit coded "DG") (Mods. 1016 and 803)	1	—	ECC	EAN1
	—	INSTALLATION AT FRAME 96", FUSELAGE SIDE, PORT (Drg. No. 10-20 N 13463)	1	—	—	—
	—	TERMINAL , earth, station 1, coded "A," group	1	—	—	—
26DV/7529	DHS.438/C	TAG , corrosion	1	L16	C	EAN1
26DV/4969	DHS.437/C	TERMINAL , earth, assembly (For breakdown see DHS. Data Sheet)	1	—	C	EAN1
		Attachments for DHS.437/C, Terminal :—				
		Bolt, 2 BA	2	—	C	—
		Nut, 2 BA	2	—	C	—
		Washer	2	—	C	—
		INSTALLATION AT NAVIGATOR'S SHOULDER GUARD	1	—	—	—
		REGULATOR , oxygen, coded "AP" (See sub-section QU)	—	—	—	—
32B/—	—	TAPE , identification, numbers and letters, use from Ref. Nos. 32B/1087 to 32B/1120 inclusive, as required	QR	—	C	—



COVER,
PLESSEY CZ.25111



TAG, CORROSION
DHS.438/C



PILLAR, FIXING
IO.20 N 1605



SPACER
DHS.489/5

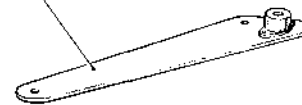


PILLAR, FIXING
IO.20 N 12571



PILLAR, FIXING
IO.20 N 8085

IO.20 N 8005ND



PLATE, ASSY.
IO.20 N 8367A

EAN.1
ELECTRICAL INSTALLATION
OXYGEN SUPPLY INDICATOR
CODED DG

EAN.1
[A.L.43]

RESTRICTED

This file was downloaded
from the RTFM Library.

Link: www.scottbouch.com/rtfm

Please see site for usage terms,
and more aircraft documents.

