

ELECTRICAL INSTALLATIONS
INSTALLATION OF EMERGENCY HYDRAULIC PRESSURE INDICATOR,
CODED "DQ"

Ref. No.	Part No.	Description	No. off	Material Specification	Class of Store or L.M	Plate No.
	—	INSTALLATION OF EMERGENCY HYDRAULIC PRESSURE INDICATOR, CODED "DQ"	1	—	—	
	—	INSTALLATION AT PORT HYDRAULIC BAY (Drg. Nos. 10-20 N 11655 and 10-20S 14429)	1	—	—	
	10-20 N 6217A	CABLE , coded "TS," assembly	1	—	ECC	EAS1
	—	SWITCH , micro, coded "TS" (Component part of Flow indicator valve, see sub-section QT)	—	—	—	EAS1
	—	INSTALLATION AT PORT WING DECK PANEL, CODED "FA" (Drgs. No. 10-20 N 13301A and 10-20 N 11421)	1	—	—	
	—	BLOCK , fuse, coded "V," group	1	—	—	
	—	BLOCK , fuse, 12-way (See sub-section EBV) ...	—	—	—	
10H/23864	—	FUSE , 5 amp.	1	—	C	
	—	BLOCK , terminal, coded "D," group	1	—	—	
	DHS.456/20	BLOCK , terminal, 20-way, assembly (For breakdown see DHS. Data Sheet)	1	—	—	EAS1
	28D/12182	BOLT , 4 BA (Mod. 963)	2	—	C	
	5X/9149643	COVER , terminal block (Pre Mod. 963) ...	1	—	—	EAS1
	5X/9450403	PILLAR , fixing, 4 BA (Pre Mod. 963) ...	2	—	C	EAS1
28W/9419474	SP.15/B	WASHER	2	—	C	
	10-20 N 8729A/4	CABLE , bung "Q6," coded "FA," assembly (Pre Mod. 728) (For cables circuit coded "DQ")	1	—	ECC	EAS1
	10-20 N 14337A	CABLE , bung "Q6" coded "FA," assembly (Mod. 728) (For cables circuit coded "DQ")	1	—	ECC	EAS1
	—	INSTALLATION AT FRAME 96", PORT WALL (Drg. Nos. 10-20 F 2725 and 10-20 N 5909)	1	—	—	
	—	BLOCK , terminal, coded "AZ," group	1	—	—	
	DHS.456/20	BLOCK , terminal, 20-way, assembly (For breakdown see DHS. Data Sheet)	1	—	—	EAS1
	5X/9149643	COVER , terminal block	1	—	C	EAS1
	5X/9450403	PILLAR , fixing, 4 BA	2	—	C	EAS1
	10-20 N 22903/CABLES	CABLE , link, assembly (Mod. 1000 for use on Mod. 96 A/C) (For cables circuit coded "DQ")	1	—	ECC	EAS1
	—	INSTALLATION AT PILOT'S ATTACK SIGHT PANEL, CODED "AU" (Drg. No. 10-20 F 3887 Mod. 728)	1	—	—	
	5CZ/6256	INDICATOR , electro magnetic, coded "M" (Mod. 810, Pre Mods. 1049 and 1050)	1	—	P	EAS1
	DOWTY					
	5CZ/6696	INDICATOR , electro magnetic, coded "M" (Mods. 1049 and 1050)	1	—	P	EAS1
	5CZ/6024	PLATE , pressure, at indicator	1	—	C	EAS1
	5CZ/6412	RECEPTACLE , at indicator	1	—	C	EAS1
	32B/—	TAPE , identification, numbers and letters, use from Ref. Nos. 32B/1087 to 32B/1120 inclusive, as required	QR	—	—	

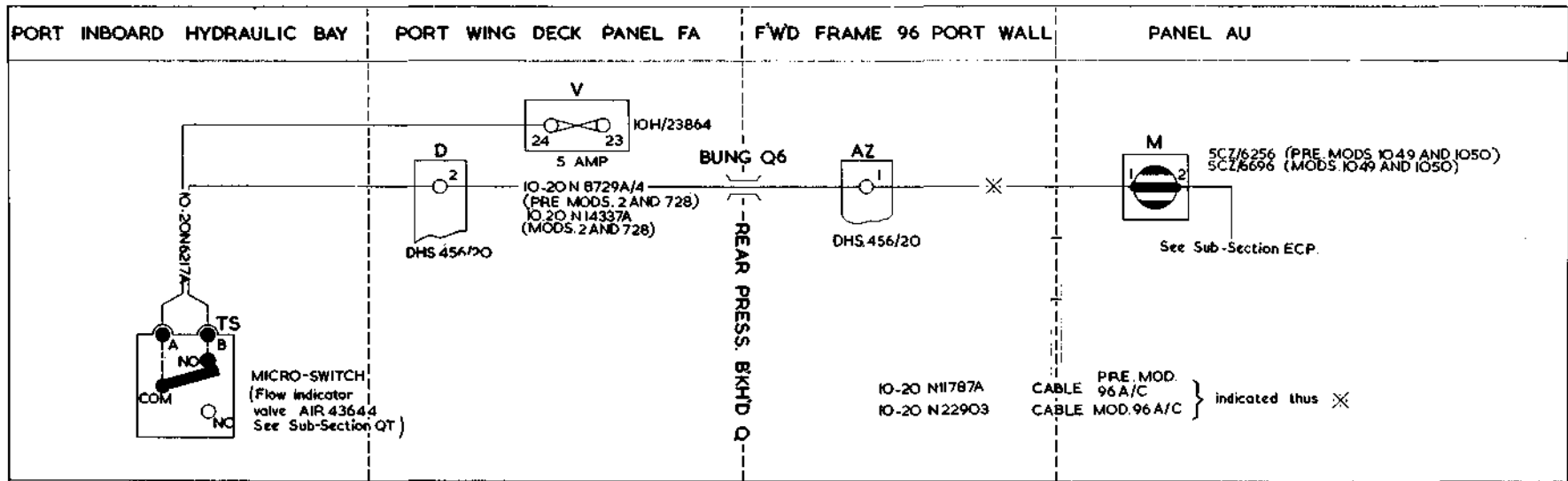
ELECTRICAL INSTALLATIONS
INSTALLATION OF EMERGENCY HYDRAULIC PRESSURE INDICATOR,
CODED "DQ"

Ref. No.	Part No.	Description						No. off	Material Specification	Class of Store or L.M.	Plate No.
		1	2	3	4	5	6				

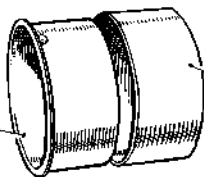
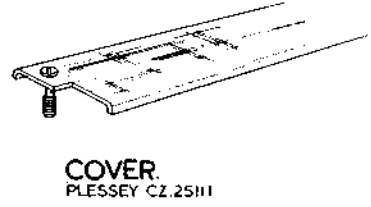
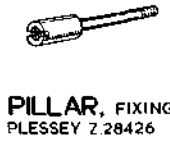
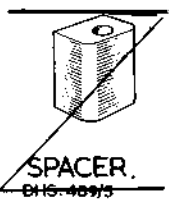
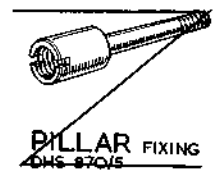
EAS.1

ELECTRICAL INSTALLATION EMERGENCY HYDRAULIC PRESSURE INDICATOR CODED DQ

EAS.1
(A.L.43)



ROUTING CHART
IO.20N5/164, 155.3



See Vixen Mk. 1

RESTRICTED

Place EAS.1

RESTRICTED



This file was downloaded
from the RTFM Library.

Link: www.scottbouch.com/rtfm

Please see site for usage terms,
and more aircraft documents.