

**ELECTRICAL INSTALLATIONS
DYNAMIC INSTRUMENT SYSTEM
WITH STAND-BY GYRO, CODED "FD"**

Ref. No.	Part No.	Description	No. off	Material Specification	Class of Store or L.M	Plate No.
	—	INSTALLATION OF DYNAMIC INSTRUMENT SYSTEM, WITH STAND-BY GYRO, CODED "FD"	1	—	—	
	—	INSTALLATION IN COCKPIT (Drg. Nos. 10-20 F 3887, 10-20 N 5847, 10-20 N 9261, 10-20 N 11421, 10-20 N 20443, 10-20 N 13403, 10-20 N 15581A, 10-20 N 15781 and 10-20 N 22229)	1	—	—	
	—	AMPLIFIER , gyro magnetic compass, coded "CN," group	1	—	—	
6B/2976	—	AMPLIFIER , unit, Type B, gyro magnetic compass Mk. 5 FT.	1	—	P	EBA1
28D/1007982	AS.1248/1C	BOLT , 2 BA	2	—	C	
28D/1212800	AS.1248/5C	BOLT , 2 BA	1	—	C	
28D/1212807	AS.1248/7C	BOLT , 2 BA	1	—	C	
6B/2726	—	PLATE , mounting, amplifier	1	—	P	
	—	BLOCK , terminal, coded "DB," group	1	—	—	
	DHS.456/20L	BLOCK , terminal, 20-way, assembly (For breakdown see DHS. Data Sheet)	1	—	—	EBA1
5X/9149643	PLESSEY CZ.25111	COVER , terminal, block (5940-99-914-9643) ...	1	—	C	EBA3
7657	DHS.870/5	PILLAR , fixing, 4 BA	2	—	C	EBA3
26DV/12296	DHS.489/5	SPACER	2	—	C	EBA3
	—	BLOCK , terminal, coded "NZ.B," group (Mod. 932)	1	—	—	
5X/3181	PLESSEY CZ.23212/1	BLOCK , terminal, 20-way, assembly	1	—	P	EBA1
	DHS.456/20	BLOCK , terminal, 20-way, assembly (For breakdown see DHS. Data Sheet)	1	—	—	EBA1
5X/9149643	PLESSEY CZ.25111	COVER , terminal, block (5940-99-914-9643) ...	1	—	C	EBA3
14987	10-20 N 8231	PILLAR , fixing, 4 BA	2	—	C	EBA3
5X/9450403	PLESSEY Z.28426	PILLAR , fixing, 4 BA (5340-99-945-0403) ...	2	—	C	EBA3
5195	DHS.849	SCREW , special (Fit at terminals Nos. 25 to 29 inclusive)	5	—	C	EBA3
28W/9419465	SP.13/B	WASHER	2	—	C	
	10-20 N 15305A	BOX , junction, master reference gyro, complete with wiring, coded "DM," assembly (Mod. 795)	1	—	—	EBA1 EBA3
	10-20 N 15303A	BOX , junction, complete with equipment, less wiring, assembly	1	—	—	EBA3
16411	10-20 N 14399A	BOARD , connection, 12-way, assembly ... Spares for :—	1	—	C	EBA3
10H/0560062	HARWIN H.2071Z	TERMINAL , post (5940-99-056-0062) Attachments for 10-20 N 14399A, Board :—	12	—	C	EBA3
28M/10286	AGS.2001/A/1	Nut, 6 BA	2	—	C	
28S/1011484	A32/A20	Screw, 6 BA	2	—	C	
28W/9419464	SP.13/A	Washer (Fit under screw head at slotted hole)	1	—	C	
28W/9419485	SP.16/A	Washer (Fit between bracket and board) ...	4	—	C	

**ELECTRICAL INSTALLATIONS
DYNAMIC INSTRUMENT SYSTEM
WITH STAND-BY GYRO, CODED "FD"**

Ref. No.	Part No.	Description	No. off	Material Specification	Class of Store or L.M	Plate No.
11735	10-20 N 10759A	BOARD , connection, 30-way, coded "N," assembly (Mod. 268)	1	—	P	EBA3
10H/0560062	10-20 N 10761ND	BOARD , bare, 3"-9 x 2"-0 x 1/8" thick	1	LFS.26	LM	EBA3
	HARWIN H.2071Z	TERMINAL , post (5340-99-056-0062)	30	—	C	EBA3
	28M/10286 28S/9995324 28W/9419473	Attachments for 10-20 N 10759A, Board :— Nut, 6 BA Screw, 6 BA Washer	4 4 4	— — —	C C C	
5X/9257 16410	10-20 N 15301A	BOX , junction, less equipment, assembly	1	—	—	EBA3
	10-20 N 5157	BRACKET , attachment, connection board, 20 SWG	2	L.72	LM	EBA3
	10-20 N 14413	BRACKET , support, relay, 14 SWG ...	1	L.72	LM	EBA3
	10-20 N 15307	BRACKET , support, relay, 20 SWG ...	1	L.72	LM	EBA3
	FERRANTI 93/12218	GLAND	1	—	C	EBA3
	10-20 N 11227	GLAND	2	—	C	EBA3
	10-20 N 4451 Mk. 3	LABEL , "A.I.," 24 SWG	1	Alumn.	LM	EBA3
	10-20 N 4451 Mk. 8	LABEL , "AMPLIFIER," 24 SWG ...	1	Alumn.	LM	EBA3
	10-20 N 4451 Mk. 5	LABEL , "ATTITUDE INDICATOR," 24 SWG	1	Alumn.	LM	EBA3
	10-20 N 4451 Mk. 4	LABEL , "AUTO PILOT," 24 SWG ...	1	Alumn.	LM	EBA3
28M/9434251	10-20 N 4451 Mk. 19	LABEL , "AZIMUTH REP. No. 1," 24 SWG	1	Alumn.	LM	EBA3
	10-20 N 4451 Mk. 11	LABEL , "AZIMUTH REP. No. 2," 24 SWG	1	Alumn.	LM	EBA3
	10-20 N 4451 Mk. 9	LABEL , "P.A.S.," 24 SWG	1	Alumn.	LM	EBA3
	10-20 N 4451 Mk. 7	LABEL , "SUPPLIES," 24 SWG ...	1	Alumn.	LM	EBA3
	AGS.2008/B/1	NUT , anchor, 4 BA	8	—	C	
	10-20 N 10755	STRIP , attachment, 16 SWG	2	L.72	LM	EBA3
	10-20 N 11957A	CAPACITOR , assembly (Pre Mod. 819)	1	—	—	
	10-20 N 11959A	CAPACITOR , 500 mfd.	1	—	C	
	10-20 N 11961ND	MOUNTING , capacitor, assembly ...	1	—	—	EBA3
	10-20 N 11961ND	ANGLE	1	LFS.21 23 or 26	—	EBA3
28E/9438652	AS.2294/6	CLIP , spring	2	—	C	
10H/0560062	HARWIN H.2071Z	TERMINAL , post (5340-99-056-0062)	3	—	C	EBA3
10W/0113308	MV.1A/RWV4J	RESISTOR , 330 ohms., 3W	1	—	—	EBA3
28M/10326 28S/1200058 28W/9419446	AGS.2002/A/1	Attachments for 10-20 N 11957A, Capacitor:—				
	A33/A12	Nut, 6 BA	2	—	C	
	SP.10/A	Screw, 6 BA	2	—	C	
		Washer	2	—	C	
5029	10-20 N 4267A	COVER , assembly	1	—	C	EBA3
28S/1008327	10-20 N 4477	Spares for :— LABEL , "M.R.G. JUNCTION BOX," 24 SWG	1	Alumn.	LM	EBA3
	A32/B14	Attachments for 10-20 N 4267A, Cover :—				
		Screw, 4 BA	8	—	C	
5CW/6853	—	SWITCH , magnetic relay, Type 10B, No. 15, coded "L"	1	—	P	
28M/10287 28S/1008085 28W/9419401	AGS.2001/B/1	Attachments for Ref. No. 5CW/6853, Switch:—				
	A32/B32	Nut, 4 BA	2	—	C	
	SP.10/B	Screw, 4 BA	2	—	C	
		Washer	2	—	C	

**ELECTRICAL INSTALLATIONS
DYNAMIC INSTRUMENT SYSTEM
WITH STAND-BY GYRO, CODED "FD"**

Ref. No.	Part No.	Description	No. of	Material Specification	Class of Score or L.M.	Plate No.
28E/9438652 10H/0560062 6G/21	10-20 N 15251A	UNIT, delay, assembly (Mod. 819)	1	—	—	EBA3
	10-20 N 15249A	MOUNTING, delay unit, assembly	1	—	—	EBA3
	10-20 N 14677ND	BRACKET, 22 SWG	2	L.72	LM	EBA3
	AS.2294/6	CLIP, spring, Type 81	2	—	C	
	HARWIN H.2071Z	TERMINAL, post	3	—	C	EBA3
	—	UNIT, delay, relay	1	—	P	
	28M/10326	Attachments for 10-20 N 15251A, Unit:—	—	—	—	—
	28S/1006948	Nut, 6 BA	2	—	C	
	28V/9419446	Screw, 6 BA	2	—	C	
	6G/5	Washer	2	—	C	
28M/10327 28S/9992522 28V/9419401	AGS.2002/A/1	UNIT, power failure, coded "P"	1	—	P	
	A32/A12	Attachments for Ref. No. 6G/5, Unit:—	—	—	—	—
	SP.10/A	Nut, 4 BA	2	—	C	
	—	Screw, 4 BA	2	—	C	
5935-99-056-0202 5935-99-056-0585 10H/0560154 10H/0560150 10H/0560582 5935-99-056-0332 10H/0560260 5935-99-056-0265	10-20 N 14455A	CABLE, coded "AAU.4-DM.A," assembly (Mod. 795)	1	—	ECC	EBA1
	10-20 N 14451A	CABLE, coded "G.DM-AAU.2," assembly (Mod. 795)	1	—	ECC	EBA1
	10-20 N 14453A	CABLE, coded "J.DM-AAU.3," assembly (Mod. 795)	1	—	ECC	EBA1
	10-20 N 15305A/ CABLES	CABLES, link	QR	—	ECC	
	—	PLUG, 25 pole, coded "B"	1	—	C	
	—	PLUG, 6 pole, coded "C"	1	—	C	
	—	PLUG, 12 pole, coded "D"	1	—	C	
	—	PLUG, 12 pole, coded "H"	1	—	C	
	—	PLUG, 6 pole, coded "K"	1	—	C	
	—	SOCKET, 12 pole, coded "E"	1	—	C	
	—	SOCKET, 6 pole, coded "F"	1	—	C	
	—	SOCKET, 6 pole, coded "M"	1	—	C	
	28D/9436920	Attachments for 10-20 N 15305A, Box:—	—	—	—	—
	A25/1C	Bolt, 2 BA	4	—	C	
	10-20 N 9/681 Mk. 1 10-20 N 15313A 10-20 N 15315A 10-20 N 20669A 10-20 N 15291A 10-20 N 11527A 10-20 N 15295A 10-20 N 9127A 10-20 N 9129A 10-20 N 20213A 10-20 N 20277A 10-20 N 10381A	—	BRACKET, test point, coded "AAU" (See sub-section NH)	—	—	—
10-20 N 9/681 Mk. 1		CABLE, coded "20.DB.H.FD-FD.Q.M.4," assembly	1	—	ECC	EBA1
10-20 N 15313A		CABLE, coded "AAU.2.MRG-DL.1," assembly (Mod. 795)	1	—	ECC	EBA1
10-20 N 15315A		CABLE, coded "AAU.3.MRG-DL.2," assembly (Mod. 795)	1	—	ECC	EBA1
10-20 N 20669A		CABLE, coded "AU-AAU.4," assembly (Mod. 1006)	1	—	ECC	EBA1
10-20 N 15291A		CABLE, coded "BAB-NZ.B," assembly (Mod. 932)	1	—	ECC	EBA1
10-20 N 11527A		CABLE, coded "C9.N.B-DJ.C.12," assembly (Mod. 809)	1	—	ECC	EBA1
10-20 N 15295A		CABLE, coded "CN-NZ.B," assembly (Mod. 932)	1	—	ECC	EBA1
10-20 N 9127A		CABLE, coded "CN.C4-B.N.C4," assembly	1	—	ECC	EBA1
10-20 N 9129A		CABLE, coded "CN.C5-B.N.C5," assembly	1	—	ECC	EBA1
10-20 N 20213A		CABLE, coded "DL.3-B.P," assembly (Mod. 842)	1	—	ECC	EBA1
10-20 N 20277A		CABLE, coded "DM.ATT-B.P," assembly (Mod. 1032)	1	—	ECC	EBA1
10-20 N 10381A		CABLE, coded "DM.AZ.REP.2-DJ.C13," assembly	1	—	ECC	EBA1

**ELECTRICAL INSTALLATIONS
DYNAMIC INSTRUMENT SYSTEM
WITH STAND-BY GYRO, CODED "FD"**

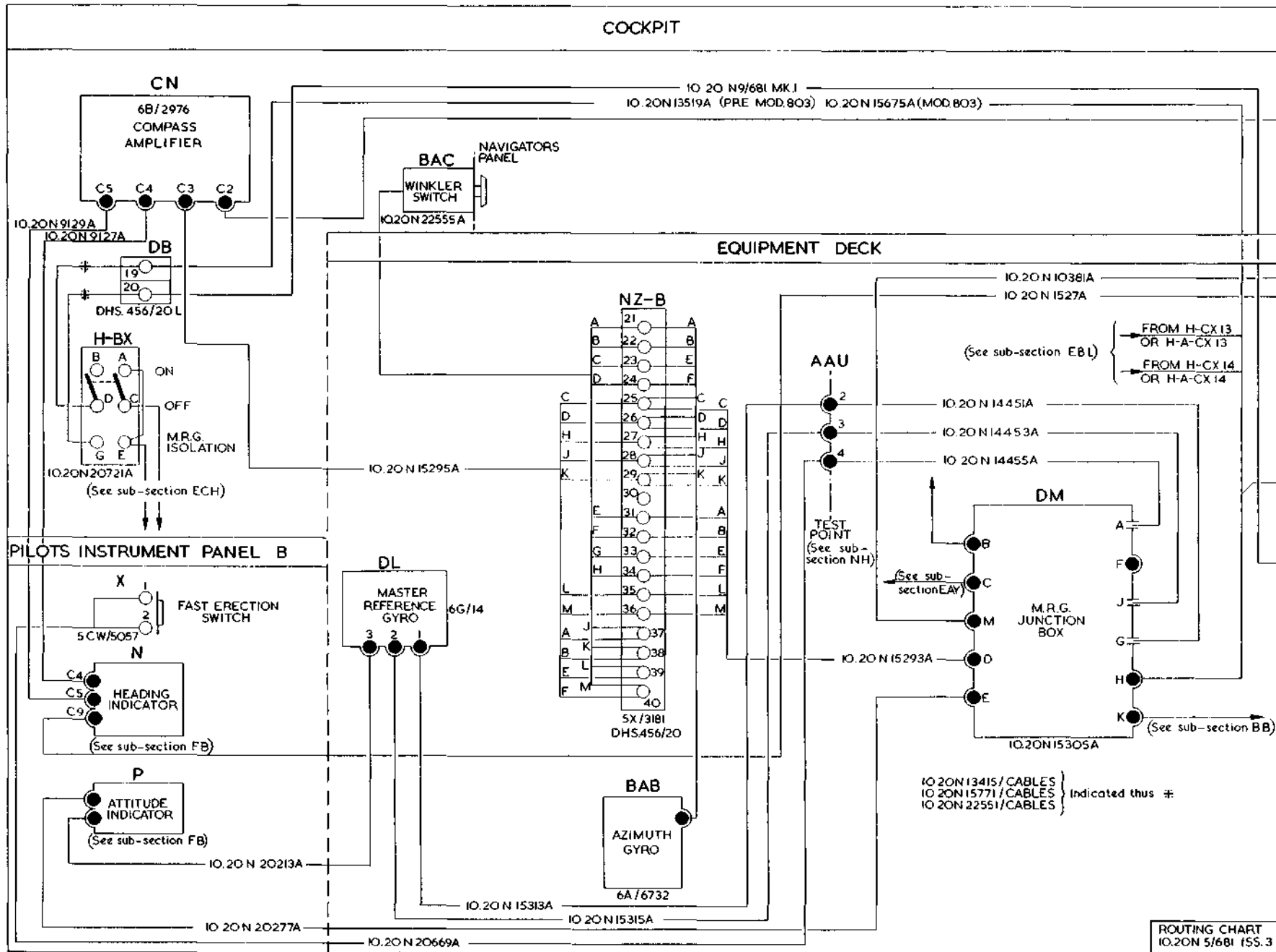
Ref. No.	Part No.	Description	No. off	Material Specification	Class of Score or L/M	Plate No.
	10-20 N 13519A	CABLE , coded "DM.MRG.SUP," assembly ... (Pre Mod. 803) (For cables circuit coded "FD")	1	—	ECC	EBA1
	10-20 N 15675A	CABLE , coded "DM.MRG.SUP," assembly ... (Mod. 803) (For cables circuit coded "FD")	1	—	ECC	EBA1
	10-20 N 15293A	CABLE , coded "DM-NZ.B," assembly (Mod. 932)	1	—	ECC	EBA1
	10-20 N 9119A	CABLE , coded "Q.13-CN.C2," assembly ...	1	—	ECC	EBA2
	10-20 N 13415/ CABLES	CABLES , link (Mod. 332, Pre Mod. 416) (For cables circuit coded "FD")	QR	—	ECC	EBA1
	10-20 N 15771/ CABLES	CABLES , link (Mod. 702, Pre Mod. 803) (For cables circuit coded "FD")	QR	—	ECC	EBA1
	10-20 N 22251/ CABLES	CABLES , link (Mods. 1016 and 803) (For cables circuit coded "FD")	QR	—	ECC	EBA1
	—	GYRO , master reference, coded "DL," group	1	—	—	—
6G/14	—	GYRO , master reference, Mk. 1B (To Mod. M.R.G.21)	1	—	P	EBA1
	6G/4	TRAY , mounting ...	1	—	P	—
	28D/8334	Attachments for Ref. No. 6G/4, Tray :—	—	—	—	—
	28D/12212	Bolt, 1/2" BSF ...	2	—	C	—
	28M/10290	Bolt, 1/2" BSF ...	2	—	C	—
	10-20 N 9263	Nut, 1/2" BSF ...	4	—	C	—
	—	Washer, packing, 2" 25 o/d x 0" 257 l/d x 6 SWG	4	L.72	LM	EBA3
	—	GYRO , unit, azimuth, stand-by, mounting and tray, coded "BAB," group (Mod. 932) (Special order only)	1	—	—	—
6A/6732	KELVIN HUGHES KCA/1903	GYRO , unit, azimuth ...	1	—	P	EBA1
6B/3165	KELVIN HUGHES KCA/3302	MOUNTING , gyro ...	1	—	P	—
6A/6734	KELVIN HUGHES KCA/3602	TRAY , mounting ...	1	—	P	—
	28D/12513	Attachments for KCA/3602, Tray :—	—	—	—	—
	28M/13121	Bolt, 2 BA ...	3	—	C	—
	28P/1007741	Nut, 2 BA ...	3	—	C	—
	28W/9419402	Pin, split ...	3	—	C	—
	—	Washer ...	3	—	C	—
	—	INDICATOR , attitude, coded "P" (See sub-section FB)	—	—	—	—
	—	INDICATOR , heading, gyro magnetic compass, coded "N" (See sub-section FB)	—	—	—	—
	—	SWITCH , fast erection and bracket, coded "X," group (Mod. 1006)	1	—	—	—
	10-20 N 20661A	BRACKET , push button ...	1	—	—	EBA3
	28M/10287	Attachments for 10-20 N 20661A, Bracket :—	—	—	—	—
	28S/9995376	Nut, 4 BA ...	2	—	C	—
	—	Screw, 4 BA ...	2	—	C	—

**ELECTRICAL INSTALLATIONS
DYNAMIC INSTRUMENT SYSTEM
WITH STAND-BY GYRO, CODED "FD"**

Ref. No.	Part No.	Description	No. off	Material Specification	Class of Score or L.M	Plate No.
5CW/9438526	—	SWITCH , push, Type B (5930-99-943-8526) Attachments for Ref. No. 5CW/9438526. Switch :—	1	—	P	EBA1
28M/9403517	A47/Z	Nut, 8 BA	2	—	C	
28S/1011493	A32/Z10	Screw, 8 BA	2	—	C	
28W/1206050	AGS.2037/AA	Washer, shakeproof	2	—	C	
	10-20 N 20721A	SWITCH , flight instrument inverter, coded "BX," assembly (Mod. 1006)	1	—	—	EBA1
7653	10-20 N 6633	SLEEVE , dolly	1	—	C	EBA3
10F/0510580	—	SWITCH , toggle	1	—	P	
	—	SWITCH , winkler, compass normal standby, coded "BAC" group	1	—	P	
19349	10-20 N 24045	BRACKET , locking, winkler switch (Mod. 1183) Attachments for 10-20 N 24045, Bracket :—	1	—	C	EBA3
28D/1214422	AS.4597/2B	Bolt, 4 BA	1	—	C	
28M/10287	AGS.2001/B/1	Nut, 4 BA	1	—	C	
28W/9419465	SP.13/B	Washer	1	—	C	
17634	10-20 N 22555A	SWITCH , complete with cable, coded "BAC-NZ.B," assembly (Mod. 1042) Spares for :—	1	—	P	EBA1
	10-20 N 15287	COVER , switch (Make from Ref. No. 26FY/14879) (Mod. 932)	1	—	LM	EBA3
14878	10-20 N 13089	RING , cable support (Mod 2)	1	—	C	EBA3
28S/9435716	A33/B12	Attachments for 10-20 N 22555A, Switch :— Screw, 4 BA	2	—	C	
	—	INSTALLATION AT REAR PRESSURE BULK- HEAD, CODED "Q" (Drg. Nos. 10-20 N 11211, 10-20 N 11421, 10-20 N 9203 and 10-20 N 14755A)	1	—	—	
	—	BLOCK , fuse, coded "A," "B," "K" and "M," group	1	—	—	
	—	BLOCKS , fuse, 12-way (See sub-section EBV)	—	—	—	
10H/23864	—	FUSE , 5 amp.	4	—	C	EBA2
	10-20 N 10587A	CABLE , coded "DJ.C11-CS," assembly	1	—	ECC	EBA2
	10-20 N 9455A	CABLE , coded "Q.13-PM.3," assembly	1	—	ECC	EBA2
10H/19481	—	PLUG-SOCKET , bulkhead, Type 47, coded "Q13"	1	—	P	EBA2
	—	REPEATER , azimuth, coded "DJ," group	1	—	—	
6G/9	—	REPEATER , azimuth, unit No. 1, Type A	1	—	P	EBA2
6G/10	—	TRAY , mounting	1	—	P	
	—	Attachments for Ref. No. 6G/10, Tray :—				
28D/9133013	A25/5C	Bolt, 2 BA	4	—	C	
28W/9419402	SP.13/C	Washer	4	—	C	
28W/9419404	SP.16/C	Washer (Fit between tray and transverse beam)	8	—	C	

**ELECTRICAL INSTALLATIONS
DYNAMIC INSTRUMENT SYSTEM
WITH STAND-BY GYRO, CODED "FD"**

Ref. No.	Part No.	Description	No. off	Material Specification	Class of Store or L.M	Plate No.
	—	TERMINALS , earth, stn. 2 and stn. 3, coded "C," group	1	—	—	
26DV/7529	DHS.438/C	TAG , corrosion	2	—	C	EBA3
26DV/4969	DHS.437/C	TERMINAL , earth, assembly (For breakdown see DHS. Data Sheet)	2	—	C	EBA2
		Attachments for DHS.437/C, Terminal :—				
28M/10288	AGS.2001/C/1	Nut, 2 BA	2	—	C	
28W/9419475	SP.15/C	Washer	2	—	C	
	—	INSTALLATION AT WING-FOLD, PORT ... (Drg. No. 10-20 N 11565)	1	—	—	
	10-20 N 2509A	CABLE , coded "PM.3-SH.3," assembly (Pre Mod. 655)	1	—	ECC	EBA2
	10-20 N 13607A	CABLE , coded "PM.3-SH.3," assembly (Mod. 655)	1	—	ECC	EBA2
	—	INSTALLATION AT PORT EXTENSION WING (Drg. Nos. 10-20 N 11509 and 10-20 N 7581)	1	—	—	
	DHS.456/20	BLOCK , terminal, 20-way, coded "SY," between ribs Nos. 8 and 9, front spar, assembly (For breakdown see DHS. Data Sheet)	1	—	—	EBA2
		Attachments for DHS.456/20, Block :—				
28S/1011488	A32/B28	Screw, 4 BA	2	—	C	
28W/9419401	SP.10/B	Washer	2	—	C	
	10-20 N 2107A	CABLE , coded "SH.3," assembly	1	—	ECC	EBA2
	10-20 N 2109A	CABLE , coded "TC," assembly	2	—	ECC	EBA2
28E/8018278	AS.3180/8B	CLIP , "P," securing gyro magnetic compass cables on front spar	2	—	C	
		Attachments for AS.3180/8B, Clip :—				
28S/9992522	A32/B16	Screw, 4 BA	1	—	C	
6B/2654	—	DETECTOR-UNIT , Type A, gyro magnetic compass, coded "TB"	1	—	P	EBA2
		Attachments for Ref. No. 6B/2654, Detector-Unit:—				
28S/1214608	A39/C28	Screw, 2 BA	3	—	C	
28W/9419475	SP.15/C	Washer	3	—	C	
32B/—	—	TAPE , identification, numbers and letters, use from Ref. Nos. 32B/1087 to 32B/1120 inclusive, as required	QR	—	C	



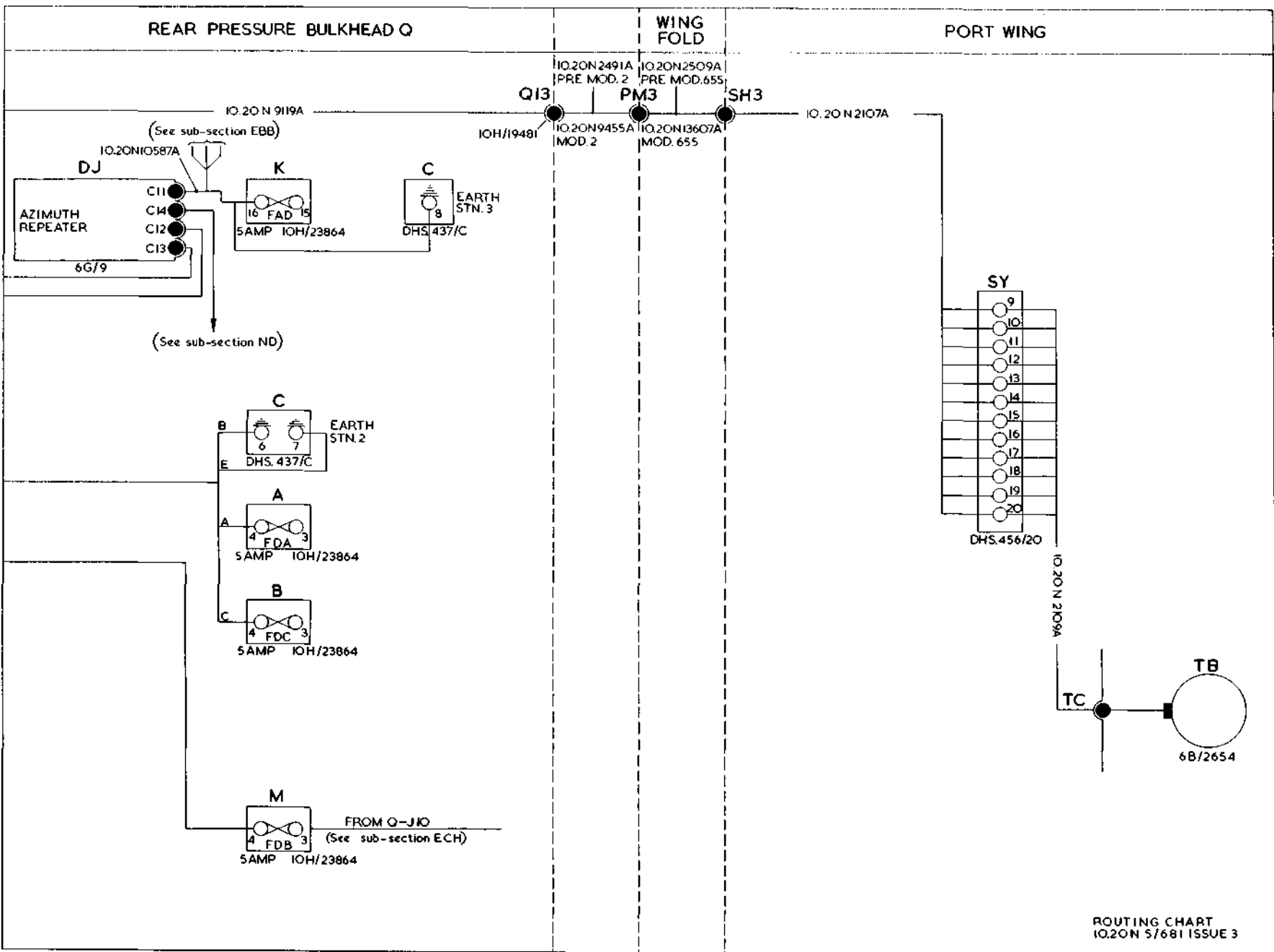
ROUTING CHART
IO.20N 5/681 ISS.3

EBA.1

ELECTRICAL INSTALLATION
DYNAMIC INSTRUMENT SYSTEM
CODED FD

EBA.1
[AL43]

RESTRICTED



ROUTING CHART IO.20N 57681 ISSUE 3

EBA.2

ELECTRICAL INSTALLATION

DYNAMIC INSTRUMENT SYSTEM

CODED FD

EBA.2
[A.43]

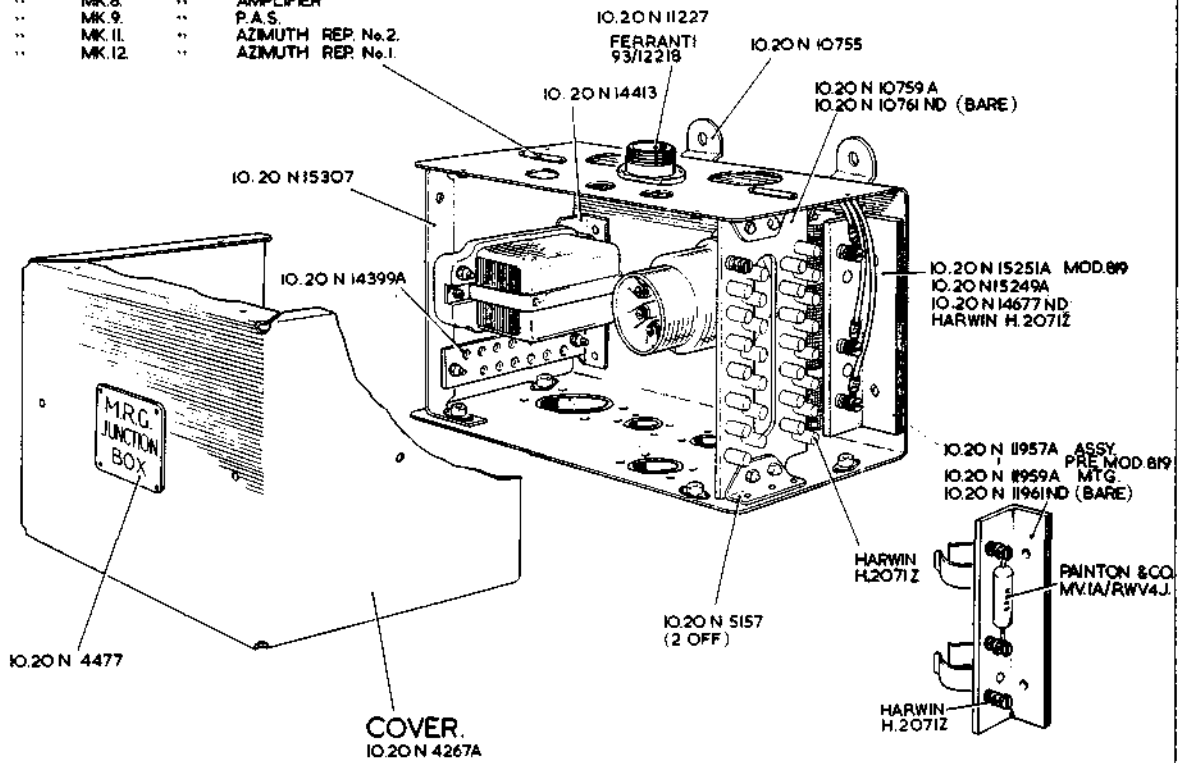
RESTRICTED

LABELS.
IO.20 N 4451

MARKED

..	MK.3.	..	A.I.
..	MK.4.	..	AUTO PILOT
..	MK.5.	..	ATTITUDE INDICATOR
..	MK.7.	..	SUPPLIES
..	MK.8.	..	AMPLIFIER
..	MK.9.	..	P.A.S.
..	MK.11.	..	AZIMUTH REP No.2.
..	MK.12.	..	AZIMUTH REP No.1.

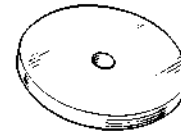
BOX, JUNCTION C/W WIRING & EQUIPMENT
IO.20 N 15303A
IO.20 N 15303A C/W EQUIPMENT LESS WIRING
LESS EQUIPMENT
IO.20 N 15301A



TAG, CORROSION.
DHS. 438/C



IO.20N 24045



WASHER, PACKING.
IO.20 N 9263




DHS.849 SCREW




IO.20 N 20661A



PILLAR, FIXING
IO.20 N 8231
DHS. 870/5
PLESSEY
Z.28426



IO.20 N 6633



PLESSEY
CZ. 25111



IO.20 N 15287



IO.20 N 13089



SPACER
DHS.489/5

This file was downloaded
from the RTFM Library.
Link: www.scottbouch.com/rtfm
Please see site for usage terms,
and more aircraft documents.

