

INSTALLATION OF DECK APPROACH LIGHT, CODED "LB"

Ref. No.	Part No.	Description	No. off	Material Specification	Class of Store or L.M	Plate No.
		INSTALLATION OF DECK APPROACH LIGHT, CODED "LB"	1	—	—	
		INSTALLATION AT NOSE WHEEL DOOR (Drg. No. 10-20 N 11421)	1	—	—	
	10-20 N 9/157 Mk. 1	CABLE , coded "1.BM.LB-LB.BJ.3," assembly ...	1	—	ECC	EBK1
	10-20 N 9/157 Mk. 2	CABLE , coded "2.BM.LB-LB.BJ.4," assembly ...	1	—	ECC	EBK1
5L/9953278	—	FILAMENT , 28 volt, 18 watt	1	—	C	
5CW/5706	DOWTY C.1831Y29	GROMMET , rubber	1	—	C	
5CX/2729	—	LAMP , Type "D," No. 4, coded "BM" ...	1	—	C	EBK1
		INSTALLATION AT NOSE WHEEL UNDER-CARRIAGE (Drg. Nos. 10-20 G 9, 10-20 N 6195, 10-20 N 9465 and 10-20 UN 817A)	1	—	—	
	—	BLOCK , terminal, coded "BJ," group	1	—	—	
	DHS.456/20	BLOCK , terminal, 20-way, assembly (For breakdown see DHS. Data Sheet)	1	—	—	EBK1
12732	10-20 N 8085	PILLAR , fixing, 4 BA	2	—	C	EBK3
5X/9149643	PLESSEY CZ.25111	COVER , terminal block (5940-99-914-9643)	1	—	C	EBK3
	10-20 N 6511A	CABLE , coded "BJ," assembly (For cables circuit coded "LB")	1	—	ECC	EBK1
	10-20 N 24623A	SWITCH , micro, complete with cable, coded "BC-BJ," assembly (Mod. 1454)	1	—	ECC	
		Attachments for 10-20 N 24623A, Switch :—				
5542	A25/11C/DHS.514/D	Bolt, 2 BA (Alternative S21/A25/11C)	1	—	C	
4150	A25/10C/DHS.514/D	Bolt, 2 BA (Alternative S21/A25/10C)	2	—	C	
28VV/9419475	SP.15/C	Washer	3	—	C	
	10-20 N 6265A	SWITCH , sensitive, complete with cable, coded "BN-BJ," assembly	1	—	—	
	10-20 N 6265A/ CABLES	CABLE (For cables circuit coded "LB") ...	QR	—	ECC	EBK1
5CW/9438275	—	SWITCH , sensitive, type 1A (5930-99-943-8275)	1	—	P	EBK1
14368	DHS.181/6	TUBING , protective, 6 m/m i/d	QR	—	C	EBK3
		Attachments for 10-20 N 6265A, Switch :—				
28D/1011011	A25/8B	Bolt, 4 BA	1	—	C	
28D/1220052	A25/17B	Bolt, 4 BA	1	—	C	
28M/10327	AGS.2002/B/1	Nut, 4 BA	2	—	C	
28VV/9419401	SP.10/B	Washer	2	—	C	
		INSTALLATION AT FORWARD PRESSURE BULKHEAD (Drg. No. 10-20N 9465)	1	—	—	
	—	BLOCK , terminal, coded "BA," group	1	—	—	
	DHS.456/20L	BLOCK , terminal, 20-way (For breakdown see DHS. Data Sheet)	1	—	—	EBK1
5X/9149643	PLESSEY CZ.25111	COVER , terminal block (5940-99-914-9643)	1	—	C	EBK3
16671	DHS.870/1	PILLAR , fixing, 4 BA	2	—	C	EBK3
	10-20 N 14911A	CABLE , bung "A1," assembly (For cables circuit coded "LB" (Mod. 758)	1	—	ECC	EBK1
	—	TERMINAL , earth, station 4, coded "A," group	1	—	—	
28D/9133011	A25/2C	BOLT , 2 BA	2	—	C	
26DV/7529	DHS.438/C	TAG , corrosion	1	—	C	EBK3
26DV/4969	DHS.437/C	TERMINAL , earth, assembly	1	—	C	EBK1
28W/9419402	SP.13/C	WASHER	2	—	C	

ELECTRICAL INSTALLATIONS

INSTALLATION OF DECK APPROACH LIGHT, CODED "LB"

Ref. No.	Part No.	Description	No. off						Material Specification	Class of Store or LM	Plate No.
			1	2	3	4	5	6			
		INSTALLATION AT PILOT'S TOP DECKING (Drg. No. 10-20 N 11421)									
	10-20 N 9/157 Mk. 52	CABLE , coded "1.EY.LB-LB.T.P.2," assembly ...	1					—	ECC	EBK1	
	10-20 N 9/157 Mk. 53	CABLE , coded "2.EY.LB-LB.C.K.13," assembly...	1					—	ECC	EBK1	
	10-20 N 8561	LABEL , "Deck approach light-isolate," 24 SWG	1					Alumn.	LM	EBK3	
		Attachments for 10-20 N 8561, Label :—									
28S/9703848	AS.2991/5B	Screw, 4 BA ...	2					—	C		
	DHS.485	Washer, distance, 1/4" o'd x 0"-147 i/d x 0"-1 long	2					L.56 or DTD.423	LM	EBK3	
28W/9419448	AGS.2035/B	Washer, shakeproof ...	2					—	C		
5CW/5825	—	SWITCH , tumbler, coded "EY" ...	1					—	C	EBK1	
		INSTALLATION AT FRAME 96 (Drg. No. 10-20 N 11421)									
	10-20 N 9/157 Mk. 11	CABLE , coded "6.B.1★.LB.-LB.E.C.B★," assembly	1					—	ECC	EBK1	
	10-20 N 9/557 Mk. 15	CABLE , coded "B.C.E.LB-LB.RB.7," assembly ...	1					—	ECC	EBK1	
5CW/6634	PAGE ENG. A.257	SLEEVE , cable ...	1					—	C		
5CW/6630	PAGE ENG. C.181/B/5	SWITCH , push button, illuminated, complete with green filter, coded "C"	1					—	P	EBK1	
		TERMINAL , earth, station 1, coded "B," group	1					—	—		
28D/9137409	AS.1246/2C	BOLT , 2 BA ...	2					—	C		
28M/10288	AGS.2001/C/1	NUT , 2 BA ...	2					—	C		
26DV/7529	DHS.438/C	TAG , corrosion ...	1					—	—		
26DV/4969	D.HS.437/C	TERMINAL , earth, assembly ...	1					—	C	EBK1	
		(For breakdown see DHS. Data Sheet)									
28W/9419404	SP16/C	WASHER ...	2					—	C		
		INSTALLATION AT NAVIGATOR'S COCK-PIT (Drg. Nos. 10-20 N 11421, 10-20 FS 7833 Pre Mod. 96, 10-20 FS 20479 Mods. 1085 and 96, 10-20 FS 15061 Mod. 96)									
	10-20 N 9/557 Mk. 57	CABLE , coded "+.DK.LB.T.P.4a," assembly ...	1					—	ECC	EBK1	
	10-20 N 9/557 Mk. 49	CABLE , coded "1.DK.LB-LBT.P.4a," assembly ...	1					—	ECC	EBK1	
	10-20 N 9/557 Mk. 48	CABLE , coded "2.DK.LB-LB.T.P.2," assembly ...	1					—	ECC	EBK1	
	10-20 N 9/557 Mk. 50	CABLE , coded "Neg.DK.LB-LB.★29.A.1," assembly	1					—	ECC	EBK1	
5CZ/5842	PAGE ENG. C.360	FLASHER-UNIT , coded "DK" ...	1					—	P	EBK1	
		Attachments for Ref. No. 5CZ/5842, Flasher-unit :—									
28S/9992522	A32/B16	Screw, 4 BA ...	4					—	C		
28W/9419465	SP.13/B	Washer ...	4					—	C		
		TERMINAL , earth, station 29, coded "A," group	1					—	—		
26DV/7529	DHS.438/C	TAG , corrosion ...	1					—	C	EBG1A	
6608	10-20 N 2295A	TERMINAL , earth, 45°, assembly ...	1					—	C	EBG1A	
	10-20 N 2297A	BRACKET , assembly ...	1					—	LM	EBG1A	
	DHS.436ND	PLATE , doubling, 14 SWG ...	1					BS.265	LM	EBG1A	
	10-20 N 2299ND	PLATE , terminal, 16 SWG ...	1					BS.265	LM	EBG1A	
26DV/11786	AS.2751	CIRCLIP ...	4					—	C	EBG1A	
12687	DHS.379/1	LABEL , half ...	1					—	C	EBG1A	
12688	DHS.379/2	LABEL , half ...	1					—	C	EBG1A	
26DV/11785	AS.2749	SOCKET , half ...	8					—	C	EBG1A	
5H/76	AS.2747	SOCKET , terminal, assembly ...	4					—	C	EBG1A	
26DV/11787	AS.2752	SPACER ...	4					—	C	EBG1A	
		Attachments for 10-20 N 2295A, Terminal :—									
28D/9140202	AS.1246/1C	Bolt, 2 BA	2					—	C		
28M/10288	AGS.2001/C/1	Nut, 2 BA (Mod. 1085) ...	2					—	C		
28W/9419454	SP.10/C	Washer	2					—	C		

ELECTRICAL INSTALLATIONS

INSTALLATION OF DECK APPROACH LIGHT, CODED "LB"

Ref. No.	Part No.	Description	No. off	Material Specification	Class of Store or L.M.	Plate No.
	—	INSTALLATION AT LOWER PANEL "H" (Drg. Nos. 10-20 N 15883A Pre Mod. 803, 10-20 N 15709A Mod. 803 and 10 20 N 11421)	1	—	—	
	—	BLOCK , fuse, coded "CS," group	1	—	—	
	—	BLOCK , fuse, 12-way, assembly (See sub-section EBV)	1	—	—	
10H/23862	—	FUSE , 10 amp.	1	—	C	EBK1
	10-20 N 9/157 Mk. 18	CABLE , coded "20.CS.H.LB-LB.T.P.1a," assembly	1	—	ECC	EBK1
	—	INSTALLATION AT UPPER PANEL "H" (Drg. Nos. 10-20 N 15777 Mod. 702 Pre Mod. 803, 10-20 N 22227A Mods. 1053 and 803)	1	—	—	
	—	BLOCK , terminal, coded "CK," group	1	—	—	
	DHS.456/20L	BLOCK , terminal, 20-way, assembly (For breakdown see DHS. Data Sheet)	1	—	—	EBK1
5X/9149643	PLESSEY CZ.25111	COVER , terminal block	1	—	C	
7657	DHS.870/5	PILLAR , fixing, 4 BA	2	—	C	EBK3
26DV/12296	DHS.489/5	SPACER	2	—	C	EBK3
	—	INSTALLATION AT RELAY GROUP "T" (Drg. No. 10-20 N 11421)	1	—	—	
	10-20 N 23103A	CABLE , bung "Q1," coded "FB", assembly (For use on Pre Mod. 803) (For cables circuit coded "LB")	1	—	ECC	EBK1
	10-20 N 23105A	CABLE , bung "Q1," coded "FB," assembly (For use on Mods. 1120 and 803) (For cables circuit coded "LB")	1	—	ECC	EBK1
	10-20 N 9/557 Mk. 13	CABLE , coded "1.P.T.LB-LB.Q.AD.8," assembly	1	—	ECC	EBK1
	10-20 N 9/557 Mk. 14	CABLE , coded "4.P.T.LB-LB.Q.AD.7," assembly	1	—	ECC	EBK1
	10-20 N 9/157 Mk. 17	CABLE , coded "C.P.T.LB-LB.*3.A.8," assembly	1	—	ECC	EBK1
	10-20 N 9/557 Mk. 16	CABLE , coded "Ca.P.T.LB-LB.Q.AD.5," assembly	1	—	ECC	EBK1
	—	RELAY , coded "P," group	1	—	—	
5CW/6853	—	PANEL , mounting (See sub-section EBR) ...	1	—	—	
28M/10287	AGS.2001/B/1	SWITCH , magnetic, Type 10B, No. 15 ...	1	—	P	EBK1
28S/1008085	A32/B32	NUT , 4 BA	2	—	C	
	—	SCREW , 4 BA	2	—	C	

ELECTRICAL INSTALLATIONS

INSTALLATION OF DECK APPROACH LIGHT, CODED "LB"

Ref. No.	Part No.	Description	No. off	Material Specification	Class of Store or L.M	Plate No.
	—	INSTALLATION AT REAR PRESSURE BULK-HEAD "Q" (Drg. Nos. 10-20 N 11421 and 10-20 N 10635)	1	—	—	
	—	BLOCK , terminal, coded "AD," group	1	—	—	
	DHS.456/20	BLOCK , terminal, 20-way, assembly (For breakdown see DHS. Data Sheet)	1	—	—	EBK1
5X/9149643 7657	PLESSEY CZ.25111 DHS.870/5	COVER , terminal block	1	—	C	
26DV/12296	DHS.489/5 10-20 N 14089A	PILLAR , fixing, 4 BA	2	—	C	EBK3
		SPACER	2	—	C	EBK3
		CABLE , bung "Q3," coded "FA," assembly (Mod. 249) (For cables circuit coded "LB")	1	—	ECC	EBK1
	10-20 N 14337A	CABLE , bung "Q6," coded "FA," assembly (Mod. 728) (For cables circuit coded "LB")	1	—	ECC	EBK1
	—	TERMINAL , earth, station 2, coded "A," group	1	—	—	
26DV/7529	DHS.438/C	TAG , corrosion	1	—	C	
26DV/4969	DHS.437/C	TERMINAL , earth, assembly (For breakdown see DHS. Data Sheet)	1	—	C	EBK1
		Attachments for DHS.437/C, Terminal :—				
28M/10288	AGS.2001/C/1	Nut, 2 BA	2	—	C	
28W/9419475	SP.15/C	Washer	2	—	C	
	—	INSTALLATION OF STARBOARD WING DECK PANEL, CODED "FB" (Drg. Nos. 10-20 N 14863 and 10-20 N 11701)	1	—	—	
	DHS.456/20	BLOCK , terminal, 20-way, coded "B," assembly (For breakdown see DHS. Data Sheet)	1	—	—	EBK2
		Attachments for DHS.456/20, Block :—				
28D/1214867	AS.1246/5B	Boit, 4 BA	2	—	C	
28W/9419474	SP.15/B	Washer	2	—	C	
	—	BLOCK , terminal, coded "F," group	1	—	—	
	DHS.456/20	BLOCK , terminal, 20-way, assembly (For breakdown see DHS. Data Sheet)	1	—	—	EBK2
14987	10-20 N 8231	PILLAR , fixing, 4 BA	2	—	C	
28W/9419474	SP.15/B	WASHER	2	—	C	
	DHS.456/20	BLOCK , terminal, coded "G," group	1	—	—	
		BLOCK , terminal, 20-way, assembly (For breakdown see DHS. Data Sheet)	1	—	—	EBK2
28D/12182	AS.1246/6B	BOLT , 4 BA (Mod. 963)	2	—	C	
5X/9149643 7657	PLESSEY CZ.25111 DHS.870/5	COVER , terminal block (Pre Mod. 963)	1	—	C	
26DV/12296	DHS.489/5	PILLAR , fixing, 4 BA (Pre Mod. 963)	2	—	C	EBK3
28W/9419474	SP.15/B	SPACER (Pre Mod. 963)	2	—	C	EBK3
		WASHER	2	—	C	

INSTALLATION OF DECK APPROACH LIGHT, CODED "LB"

Ref. No.	Part No.	Description	No. off	Material Specification	Class of Store or L.M	Place No.
	10-20 N 9/157 Mk. 30	CABLE, coded "9.B.FB.LB-LB.FE.B.17," assembly	1	—	ECC	EBK2
	10-20 N 9/157 Mk. 29	CABLE, coded "10.B.FB.LB-LB.FE.B.18," assembly	1	—	ECC	EBK2
	10-20 N 9/157 Mk. 21	CABLE, coded "14.F.FB.LB-LB.VZ.20," assembly	1	—	ECC	EBK2
	10-20 N 9/157 Mk. 31	CABLE, coded "14.F.FB.LB-LB.FA.D.12," assembly	1	—	ECC	EBK2
	10-20 N 9/157 Mk. 20	CABLE, coded "15.F.FB.LB-LB.VZ.11," assembly	1	—	ECC	EBK2
	10-20 N 9/157 Mk. 32	CABLE, coded "15.F.FB.LB-LB.FA.E.5," assembly	1	—	ECC	EBK2
	10-20 N 9/157 Mk. 28	CABLE, coded "10.G.FB.LB-LB.FE.B.19," assembly	1	—	ECC	EBK2
	10-20 N 9/157 Mk. 19	CABLE, coded "14.G.FB.LB-LB.VZ.5," assembly	1	—	ECC	EBK2
	—	INSTALLATION AT STARBOARD WHEEL WELL (Drg. Nos. 10-20 N 2399, 10-20 N 2599 and 10-20 N 2641)	1	—	—	—
	—	BLOCK, terminal, coded "VZ," group ...	1	—	—	—
	DHS.456/20L	BLOCK, terminal, 20-way, assembly ... (For breakdown see DHS. Data Sheet)	1	—	—	EBK2
5X/9149643	PLESSEY CZ.25111	COVER, terminal block ...	1	—	C	EBK3
5X/1004082	PLESSEY Z.50210	LINK, commoning, 2-way ...	1	—	C	EBK2
28M/10287	AGS.2001/B/1	NUT, 4 BA ...	2	—	C	—
5X/9450403	PLESSEY Z.28426	PILLAR, fixing ...	2	—	C	EBK3
	10-20 N 9853A	PLATE, adapter, terminal block, assembly ...	1	—	—	EBK3
	10-20 N 10023ND	CHANNEL, 18 SWG ...	1	L.72	LM	EBK3
	10-20 N 7189ND	PLATE, bare ...	1	L.72	LM	EBK3
28S/1008327	A32/B14	SCREW, 4 BA ...	2	—	C	—
	10-20 N 24631A	CABLE (For cables circuit coded "LB") (Mod. 1454)	1	—	ECC	EBK2
	10-20 N 24627A	CABLE (For cables circuit coded "LB") (Mod. 1454)	1	—	ECC	EBK2
	10-20 N 9/657 Mk. 55	CABLE, coded "5.VZ.LB-LB.WK.B," assembly	1	—	ECC	EBK2
	10-20 N 9/657 Mk. 56	CABLE, coded "19.VZ.LB-LB.WK.C," assembly	1	—	ECC	EBK2
	—	INSTALLATION AT UNDERCARRIAGE LEG, STARBOARD (Drg. No. 10-20 N 11701)	1	—	—	—
	—	SWITCH, micro, coded "WA," group ...	1	—	—	—
28D/9419397	A25/12C	BOLT, 2 BA ...	1	—	C	—
28D/9133014	A25/13C	BOLT, 2 BA ...	1	—	C	—
28E/1200549	AS.3180/8C	CLIP, "P," rubber covered ...	1	—	C	—
28M/10288	AGS.2001/C/1	NUT, 2 BA ...	2	—	C	—
5CW/9108	—	SWITCH micro (Mod. 1454) ...	1	—	P	EBK2
	—	SWITCH, micro, coded "WB," group ...	1	—	—	—
28D/9435710	A25/11C	BOLT, 2 BA ...	2	—	C	—
28M/10328	AGS.2001/C/1	NUT, 2 BA ...	2	—	C	—
5CW/9108	—	SWITCH, micro (Mod. 1454) ...	1	—	P	EBK2
26DL/5476	DHS.373/3	TUBING, kerosene resistant, $\frac{3}{8}$ " i/d ...	QR	—	C	—
	10-20 N 24621A	SWITCH, micro, complete with cables, coded "WX," assembly (Mod. 1454)	1	—	ECC	EBK2
	5616	Attachments for 10-20 N 24621A, Switch :-				
	28E/14054	Bolt, 2 BA ...	3	—	C	—
28W/9419402	SP.13/C	Clip, "P," rubber covered ...	1	—	C	—
		Washer ...	3	—	C	—

ELECTRICAL INSTALLATIONS

INSTALLATION OF DECK APPROACH LIGHT, CODED "LB"

Ref. No.	Part No.	Description	No. off	Material Specification	Class of Store or L.M.	Plate No.
5CW/4639	—	SWITCH , micro, coded "WK"	1	—	P	EBK2
28D/11994	AS.1242/18B	Attachments for Ref. No. 5CW/4639, Switch :—				
28M/10327	AGS.2002/B/1	Bolt, 4 BA	2	—	C	
		Nut, 4 BA	2	—	C	
26DL/5476	DHS.373/3	TUBING , protective, kerosene resistant... ..	QR	—	C	EBK3
	—	INSTALLATION AT PORT FORWARD ENGINE BAY "FE" (Drg. No. 10-20 N 5123)	1	—	—	
	DHS.456/20L	BLOCK , terminal, 20-way, coded "FEB," assembly (For breakdown see DHS. Data Sheet)	1	—	—	EBK2
		Attachments for DHS.456/20L, Block :—				
28D/12182	AS.1246/6B	Bolt, 4 BA	2	—	C	
28W/9419465	SP.13/B	Washer	2	—	C	
	10-20 N 9/157 Mk. 47	CABLE , coded "17.B.FE.LB-LB.GF.A.8," assembly	1	—	ECC	EBK2
	10-20 N 9/157 Mk. 46	CABLE , coded "18.B.FE.LB-LB.GF.A.9," assembly	1	—	ECC	EBK2
	10-20 N 9/157 Mk. 45	CABLE , coded "19.B.FE.LB-LB.GF.A.7," assembly	1	—	ECC	EBK2
	—	INSTALLATION AT AFT STARBOARD ENGINE BAY "GF" (Drg. No. 10-20 N 5125)	1	—	—	
	DHS.456/10L	BLOCK , terminal, 10-way, coded "GFA," assembly (For breakdown see DHS. Data Sheet)	1	—	—	EBK2
		Attachments for DHS.456/10L, Block :—				
28D/12182	AS.1246/6B	Bolt, 4 BA	2	—	C	
28W/9419465	SP.13/B	Washer	2	—	C	
	10-20 N 9/157 Mk. 42	CABLE , coded "7.A.GF.LB-LB.GE.B," assembly	1	—	ECC	EBK2
	10-20 N 9/157 Mk. 43	CABLE , coded "9.A.GF.LB-LB.GE.A," assembly	1	—	ECC	EBK2
	10-20 N 9/157 Mk. 44	CABLE , coded "8.A.GF.LB-LB.GE.C," assembly	1	—	ECC	EBK2
	10-20 N 6685A	CLIP , $\frac{3}{8}$ " i/d, assembly	1	—	—	EBK3
	10-20 N 6683ND	CLIP , 18 SWG	1	L.72	LM	EBK3
28M/10287	AGS.2001/B/1	NUT , 4 BA	1	—	C	
28S/9992522	A32/B16	SCREW , 4 BA	1	—	C	
28W/9419465	SP.13/B	WASHER	1	—	C	
	10-20 N 6681A	CLIP , $\frac{3}{8}$ " i/d, assembly	1	—	—	EBK3
	10-20 N 6679ND	CLIP , 18 SWG	1	L.72	LM	EBK3
28M/10287	AGS.2001/B/1	NUT	1	—	C	
28S/9992522	A32/B16	SCREW , 4 BA	1	—	C	
28W/9419465	SP.13/B	WASHER	1	—	C	
	—	INSTALLATION AT ARRESTER HOOK (Drg. No. 10-20 N 691)	1	—	—	
5CW/4638	—	SWITCH , micro, coded "GE"	1	—	P	EBK2
		Attachments for Ref. No. 5CW/4638, Switch :—				
28D/1011011	A25/8B	Bolt, 4 BA	2	—	C	
28W/9419465	SP.13/B	Washer	2	—	C	

INSTALLATION OF DECK APPROACH LIGHT, CODED "LB"

Ref. No.	Part No.	Description	No. off						Material Specification	Class of Store or L.M	Place No.
			1	2	3	4	5	6			
	—	INSTALLATION AT PORT WING DECK PANEL, CODED "FA" (Drg. No. 10-20 N 13301A)	1								
	—	BLOCK , terminal, coded "D," group	1								
	DHS.456/20	BLOCK , terminal, 20-way, assembly (For breakdown see DHS. Data Sheet)	1							EBK2	
28D/12182	AS.1246/6B	BOLT , 4 BA (Mod. 963)	2						C		
5X/9149643	PLESSEY CZ.25111	COVER , terminal block (Pre Mod. 963)	1						C	EBK3	
5X/9450403	PLESSEY Z.28426	PILLAR , fixing, 4 BA (Pre Mod. 963)	2						C	EBK3	
28W/9419474	SP.15/B	WASHER	2						C		
	DHS.456/20	BLOCK , terminal, 20-way, coded "E," assembly (For breakdown see DHS. Data Sheet)	1							EBK2	
		Attachments for DHS.456/20, Block :—									
14987	10-20 N 8231	Pillar, fixing	2						C	EBK3	
28W/9419474	SP.15/B	Washer	2						C		
	10-20 N 9/157 Mk. 33	CABLE , coded "11.D.FA.LB-LB.PZ.11," assembly	1						ECC	EBK2	
	10-20 N 9/157 Mk. 34	CABLE , coded "12.D.FA.LB-LB.PZ.20," assembly	1						ECC	EBK2	
	10-20 N 9/157 Mk. 35	CABLE , coded "5.E.FA.LB-LB.PZ.5," assembly ...	1						ECC	EBK2	
	—	INSTALLATION AT PORT WHEEL WELL (Drg. Nos. 10-20 N 2399, 10-20 N 2599 and 10-20 N 2641)	1								
	—	BLOCK , terminal, coded "PZ," group	1								
	DHS.456/20L	BLOCK , terminal, 20-way, assembly (For breakdown see DHS. Data Sheet)	1							EBK2	
5X/9149643	PLESSEY CZ.25111	COVER , terminal block	1						C	EBK3	
5X/1004082	PLESSEY Z.50210	LINK , commoning, 2-way	1						C	EBK2	
28M/10287	AGS.2001/B/1	NUT , 4 BA	2						C		
5X/9450403	PLESSEY Z.28426	PILLAR , fixing, 4 BA	2						C	EBK3	
	10-20 N 9851A	PLATE , adapter, terminal block, assembly	1							EBK3	
	10-20 N 10023ND	CHANNEL , 18 SWG	1					L.72	LM	EBK3	
	10-20 N 7187ND	PLATE , bare, 18 SWG	1					L.72	LM	EBK3	
28S/14005	A32/B14	SCREW , 4 BA	2						C		
	10-20 N 24629A	CABLE , assembly (For cables circuit coded "LB") (Mod. 1454)	1						ECC	EBK2	
	10-20 N 24625A	CABLE , assembly (For cables circuit coded "LB") (Mod. 1454)	1						ECC	EBK2	
	—	INSTALLATION AT PORT UNDERCARRIAGE LEG (Drg. No. 10-20 N 11655)	1								
	—	SWITCH , micro, coded "RA," group	1								
28D/9140647	A25/14C	BOLT , 2 BA	1						C		
28D/9453970	A25/15C	BOLT , 2 BA	1						C		
28E/1201809	AS.3180/6B	CLIP , "P," rubber covered	1						C		
28E/14055	AS.3180/8C	CLIP , "P," rubber covered	1						C		
28M/10287	AGS.2001/B/1	NUT , 4 BA	1						C		
28M/10288	AGS.2001/C/1	NUT , 2 BA	2						C		
28S/14005	A.32/B14	SCREW , 4 BA	1						C		
5CW/9108	—	SWITCH , micro (Mod. 1454)	1						P	EBK2	

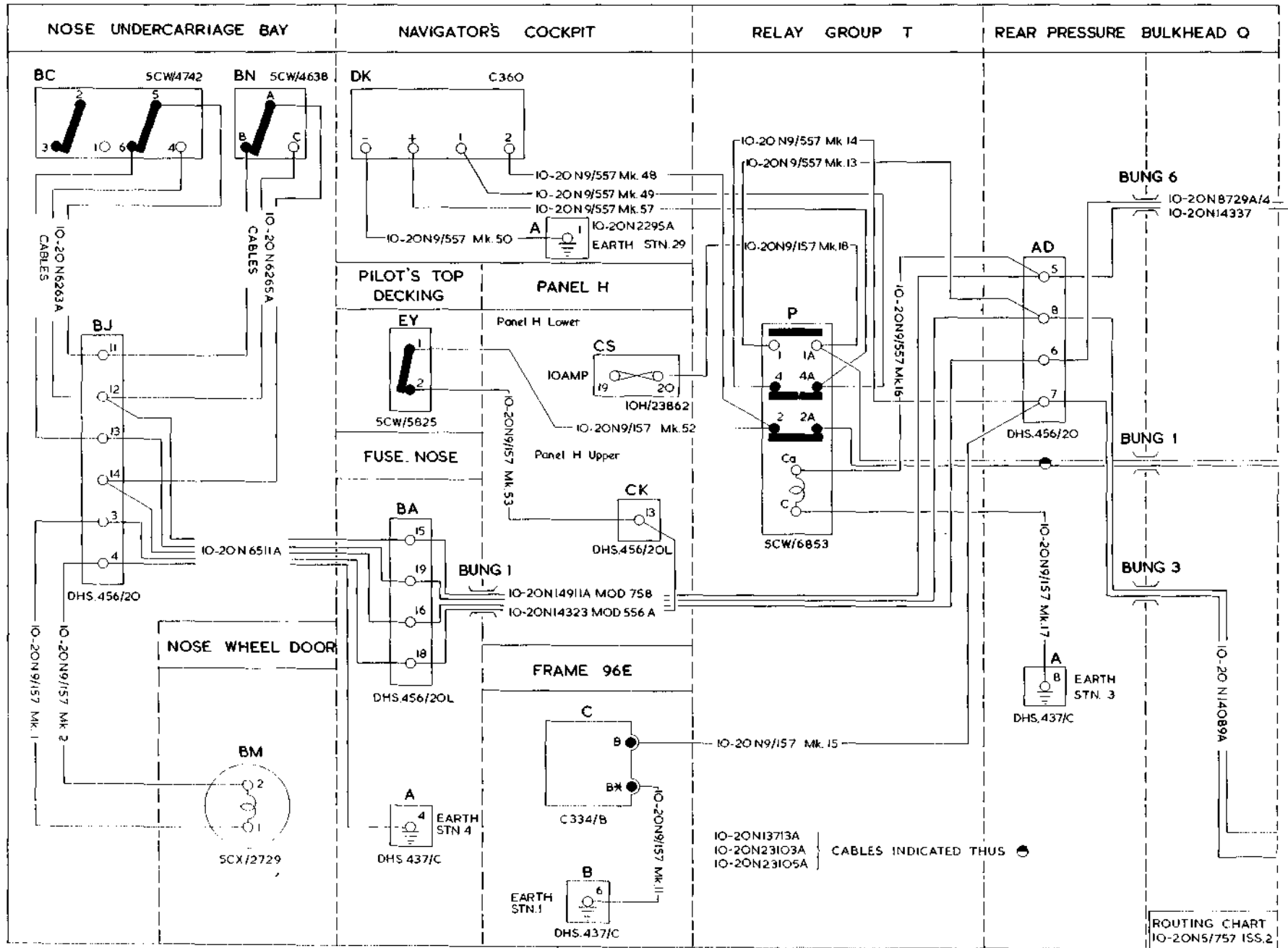
ELECTRICAL INSTALLATIONS

INSTALLATION OF DECK APPROACH LIGHT, CODED "LB"

Ref. No.	Part No.	Description						No. off	Material Specification	Class of Store or L.M	Plate No.
		1	2	3	4	5	6				
28D/9435710 28M/10328	—	SWITCH , micro, coded "RB," group						1	—	—	
	A25/11C	BOLT , 2 BA						2	—	C	
	AGS.2002/C/1	NUT , 2 BA						2	—	C	
5CW/9108 26DL/5476	—	SWITCH , micro (Mod. 1454)						1	—	P	EBK2
	DHS.373/3 10-20 N 24619A	TUBING , kerosene resistant, $\frac{3}{16}$ " i/d						QR	—	C	
5616 28E/14054 28W/9419402 32B/—	A25/12C/DHS.514/D AS.3180/7C SP.13/C —	SWITCH , micro, complete with cables, coded "RX," assembly (Mod. 1454)						1	—	ECC	EBK2
		Attachments for 10-20 N 24619A, Switch :—									
		Bolt, 2 BA						3	—	C	
		Clip, "P," rubber covered						1	—	C	
		Washer						3	—	C	
		TAPE , identification, numbers and letters, use from Ref. Nos, 32B/1087 to 32B/1120 inclusive, as required						QR	—	C	

EBK.1
ELECTRICAL INSTALLATION
DECK APPROACH LIGHT
CODED LB

EBK.1
 [Av 53]

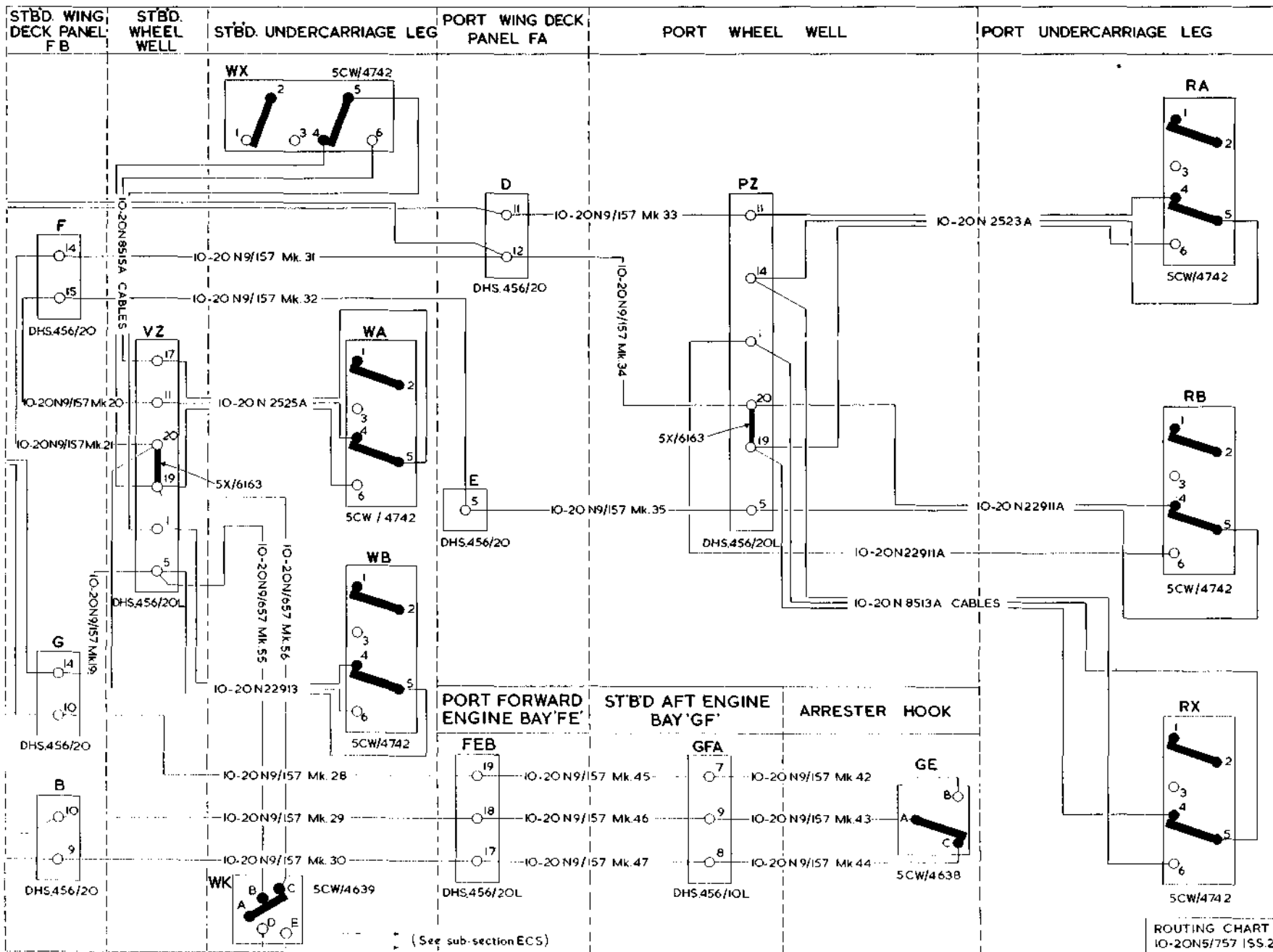


RESTRICTED

Sea Vixen Mk.1

RESTRICTED

Plate EBK.1



(See sub-section ECS)

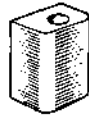
ROUTING CHART IO-20N5/757 1SS.2

EBK.2

ELECTRICAL INSTALLATION DECK APPROACH LIGHT CODED LB

EBK.2 [AL 53]

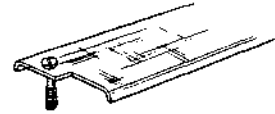
RESTRICTED



SPACER.
PACKING.
DHS 489/5



PILLAR, BOLT.
IO.20 N 8085



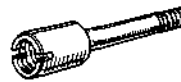
COVER.
CZ 2511



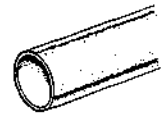
TAG, CORROSION.
DHS 438/C



SCREW.
DHS 849

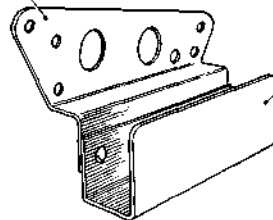


PILLAR.
Z 28426
DHS 870/5



TUBING.
DHS 181/9
DHS 181/6

IO.20 N 7187ND
IO.20 N 7189ND SIMILAR



IO.20 N 10023ND



LABEL.
IO.20 N 8561



WASHER.
DHS 485

PLATE, ADAPTOR.
IO.20 N 9851A
IO.20 N 9853A SIMILAR

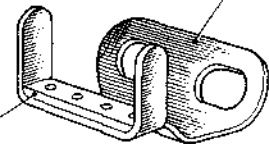


PILLAR.
IO.20 N 8231/31



IO.20 N 6679ND

CLIP, ASSY.
IO.20 N 6681A



IO.20 N 2299ND


DHS 436

BRACKET, ASSY.
IO.20 N 2297A



IO.20 N 6683ND

CLIP, ASSY.
IO.20 N 6685A



TUBING.
DHS 373/3



PILLAR.
IO.20 N 8233

This file was downloaded
from the RTFM Library.

Link: www.scottbouch.com/rtfm

Please see site for usage terms,
and more aircraft documents.

