

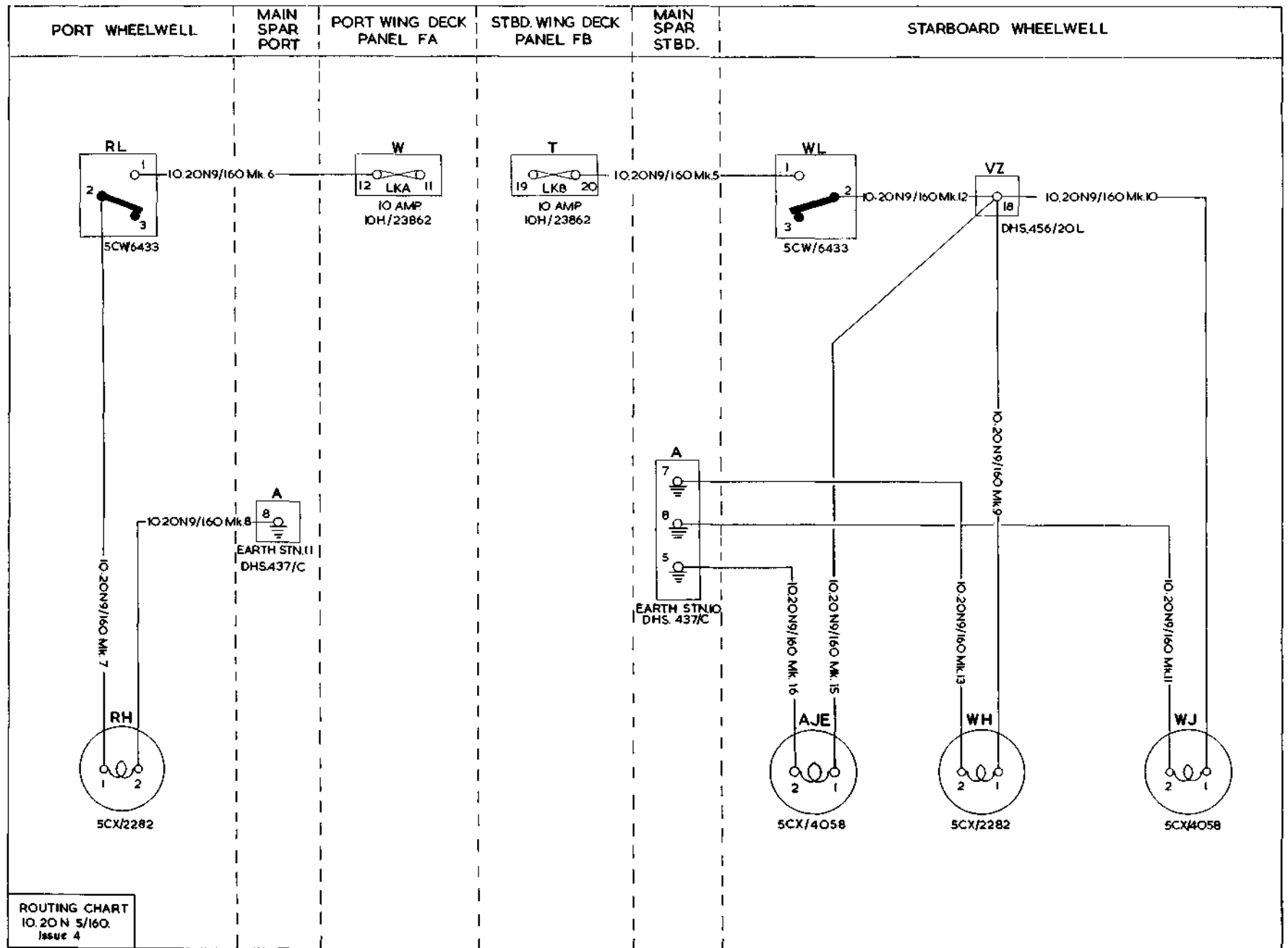
INSTALLATION OF HYDRAULIC GAUGE ILLUMINATION, CODED "LK"

Ref. No.	Part No.	Description	No. off						Material Specification	Class of Store or L.M.	Place No.
			1	2	3	4	5	6			
		INSTALLATION OF HYDRAULIC GAUGE ILLUMINATION, CODED "LK"									
		INSTALLATION AT PORT WHEEL WELL (Drg. No. 10-20 N 12877)									
	10-20 N 9/160 Mk. 6	CABLE , coded "12.W.FA.LKA-LKA.RL.1," assembly							ECC	EBN1	
	10-20 N 9/160 Mk. 7	CABLE , coded "2.RL.LKA-LKA.RH.1," assembly							ECC	EBN1	
	10-20 N 9/160 Mk. 8	CABLE , coded "2.RH.LKA-LKA.★11.A.8," assembly							ECC	EBN1	
6382	DHS.977	CLAMP , cables							C	EBN2	
	10-20 N 6253	LABEL , "Hydraulic Gauge Light," 24 SWG Attachments for 10-20 N 6253, Label :—						L.72		EBN2	
28S/6287	A32/B6	Screw, 4 BA							C		
28W/9419448	AGS.2035/B	Washer, shakeproof							C		
		LAMP , coded "RH," group									
28D/9436920	A25/1C	BOLT , 2 BA							C		
	10-20 N 6335	BRACKET , lamp, 20 SWG						L.73	LM	EBN2	
5CX/2279		COVER , terminal							C	EBN2	
5L/9951273		LAMP , electric, filament, 28 volts, 3.5 watts							C	EBN2	
5CX/2282		LAMP , instrument, Type "C"							C	EBN1	
		SCREEN , lamp							C	EBN2	
5CX/3414		SWITCH , tumbler, S.P. "on-off," No. 3, coded "RL"							C	EBN1	
5CW/6433											
		INSTALLATION AT MAIN SPAR, PORT (Drg. No. 10-20 N 2399)									
		TERMINAL , earth, station 11, coded "A," group									
26DV/7529	DHS.438/C	TAG , corrosion						L.16	C	EBN2	
26DV/4969	DHS.437/C	TERMINAL , earth, assembly (For breakdown see DHS. Data Sheet)							C	EBN1	
		Attachments for DHS.437/C, Terminal :—									
28D/9133011	A25/2C	Bolt , 2 BA							C		
		INSTALLATION AT MAIN SPAR, STARBOARD (Drg. No. 10-20 N 2399)									
		TERMINAL , earth, station 10, coded "A" group									
26DV/7529	DHS.438/C	TAG , corrosion						L.16	C	EBN2	
26DV/4969	DHS.437/C	TERMINAL , earth, assembly (For breakdown see DHS. Data Sheet)							C	EBN1	
		Attachments for DHS.437/C, Terminal :—									
28D/9133011	A25/2C	Bolt , 2 BA							C		
	10-20 N 9/160 Mk. 11	CABLE , coded "2.WJ.LKB-LKB.★10.A.8," assembly							ECC	EBN1	
	10-20 N 9/160 Mk. 13	CABLE , coded "2.WH.LKB-LKB.★10.A.7," assembly							ECC	EBN1	
	10-20 N 9/160 Mk. 16	CABLE , coded "2.AJE.LKB-LKB.★10.A.5," assembly							ECC	EBN1	
		INSTALLATION AT PORT WING DECK PANEL, CODED "FA" (Drg. No. 10-20 N 13301A)									
		BLOCK , fuse, coded "W," group									
10H/23862		BLOCK , fuse, 12-way (See sub-section EBV)									
		FUSE , 10 amp.							C	EBN1	
		INSTALLATION AT STARBOARD WING DECK PANEL, CODED "FB" (Drg. No. 10-20 N 14863A)									
		BLOCK , fuse, coded "T," group									
10H/23862		BLOCK , fuse, 12-way (See sub-section EBV)									
		FUSE , 10 amp.							C	EBN1	
	10-20 N 9/160 Mk. 5	CABLE , coded "1.WL.LKB-LKB.FB.T.20," assembly							ECC	EBN1	

ELECTRICAL INSTALLATIONS

INSTALLATION OF HYDRAULIC GAUGE ILLUMINATION, CODED "LK"

Ref. No.	Part No.	Description	No. off	Material Specification	Class of Store or L.M	Place No.
	—	INSTALLATION AT STARBOARD WHEEL WELL (Drg. Nos. 10-20 N 12879, 10-22 N 1603 and 10-20 N 2399)	1	—	—	
	—	BLOCK , terminal, coded "VZ," group	1	—	—	
	DHS.456/20L	BLOCK , terminal, 20-way, assembly (For breakdown see DHS. Data Sheet)	1	—	—	EBN1
5X/9149643	PLESSEY CZ.25111	COVER , terminal block	1	—	C	EBN2
28M/10287	AGS.2001/B/1	NUT , 4 BA	2	—	C	
5X/9450403	PLESSEY Z.28426	PILLAR , fixing	2	—	C	EBN2
	10-20 N 9853A	PLATE , adaptor, terminal block, assembly ...	1	—	—	EBN2
	10-20 N 10023ND	CHANNEL , 18 SWG	1	L.72	LM	EBN2
	10-20 N 7189ND	PLATE , bare, 18 SWG	1	L.72	LM	EBN2
28S/14005	A32/B14	SCREW , 4 BA	2	—	C	
5195	DHS.849	SCREW (Fit to terminal 18)	1	BS.249	C	EBN2
	10-20 N 9/160 Mk. 9	CABLE , coded "1.WH.LKB-LKB.VZ.18," assembly	1	—	ECC	EBN1
	10-20 N 9/160 Mk. 10	CABLE , coded "1.WJ.LKB-LKB.VZ.18," assembly	1	—	ECC	EBN1
	10-20 N 9/160 Mk. 12	CABLE , coded "18.VZ.LKB-LKB.WL.2," assembly	1	—	ECC	EBN1
	10-20 N 9/160 Mk. 15	CABLE , coded "1.AJE.LKB-LKB.VZ.18," assembly	1	—	ECC	EBN1
6382	DHS.977	CLAMP , cables	2	—	C	EBN2
28E/9144902	AS.3181/3B	CLIP , "P"	1	—	C	
		Attachments for Ref. No. 28E/9144902, Clip:—				
28D/9131782	AS.1242/2B	Bolt , 4 BA	1	—	C	
28M/10287	AGS.2001/B/1	Nut , 4 BA	1	—	C	
28W/9419465	SP.13/B	Washer	1	—	C	
	10-20 N 6253	LABEL , "Hydraulic Gauge Light," 24 SWG ...	1	L.72	LM	EBN2
		Attachments for 10-20 N 6253. Label:—				
28S/6287	A32/B6	Screw , 4 BA	2	—	C	
28W/9419448	AGS.2035/B	Washer , shakeproof	2	—	C	
	—	LAMP , coded "WH," group	1	—	—	
28D/9436920	A25/1C	BOLT , 2 BA	1	—	C	
	10-20 N 6335	BRACKET , lamp, 20 SWG	1	L.73	LM	EBN2
5CX/2279	—	COVER , terminal	1	—	C	EBN2
5L/9951273	—	LAMP , electric, filament, 28 volts, 3.5 watts	1	—	C	EBN2
5CX/2282	—	LAMP , instrument, Type "C"	1	—	C	EBN1
						EBN2
5CX/3414	—	SCREEN , lamp	1	—	C	EBN2
		LAMPS , coded "WJ" and "AJE," group ... (Mod. 1184)	1	—	—	
5CX/4058	—	LAMP , cockpit, floodlight, Type "C," No. 2	2	—	C	EBN1
						EBN2
5L/9951273	—	LAMP , electric, filament, 28 volts, 3.5 watts	2	—	C	EBN2
28M/10286	AGS.2001/A/1	NUT , 6 BA	4	—	C	
5CX/3430	—	SCREEN , lamp	2	—	C	EBN2
28S/1011775	A37/A16	SCREW , 6 BA	4	—	C	
28W/9419473	SP.15/A	WASHER	4	—	C	
5CW/6433	—	SWITCH , tumbler, S.P. "on-off," No. 3, coded "WL"	1	—	C	EBN1
32B/—	—	TAPE , identification, numbers and letters, use from Ref. Nos. 32B/1087 to 32B/1120 inclusive, as required	QR	—	C	



ROUTING CHART
10.20 N 5/160.
Issue 4

EBN.1
ELECTRICAL INSTALLATION
HYDRAULIC GAUGE ILLUMINATION
CODED LK
EBN.1 [A56]

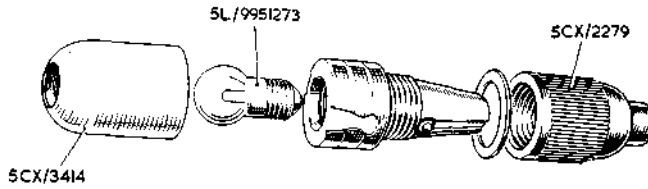
RESTRICTED



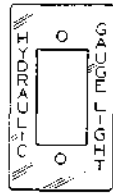
PILLAR, FIXING
PLESSEY Z.28426



CLAMP, CABLES.
DHS.977



LAMP, INSTRUMENT, TYPE 'C':
5CX/2282



LABEL
IO.20 N 6253



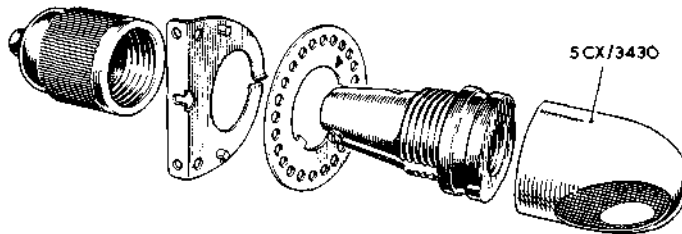
TAG, CORROSION.
DHS.438/C



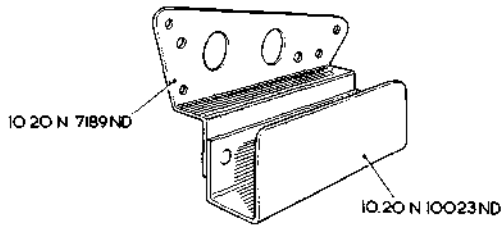
COVER, TERML. BLOCK.
PLESSEY C2.25111



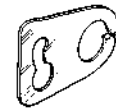
SCREW, SPECIAL.
DHS.849



LAMP, TYPE 'C', No. 2.
5CX/4058



PLATE, ADAPTER.
IO.20 N 9853A



BRACKET, LAMP.
IO.20 N 6335

This file was downloaded
from the RTFM Library.

Link: www.scottbouch.com/rtfm

Please see site for usage terms,
and more aircraft documents.

