

INSTALLATION OF UNDERCARRIAGE LEVER LOCK, CODED "MU"

Ref. No.	Part No.	Description	No. off	Material Specification	Class of Score of L.M.	Place No.
		INSTALLATION OF UNDERCARRIAGE LEVER LOCK, CODED "MU"	1	—	—	
		INSTALLATION AT NOSEWHEEL BAY (Drg. Nos. 10-20 N 6195 and 10-20 CE 4707 (Mod. 812))	1	—	—	
		BLOCK , terminal, coded "BJ," group	1	—	—	
	DHS.456/20	BLOCK , terminal, 20-way, assembly (For breakdown see DHS. Data Sheet)	1	—	—	EBS1
5X/9149643 12732	PLESSEY CZ.25111	COVER , terminal block (5940-99-914-9643)	1	—	C	EBS1
	10-20 N 8085	PILLAR , fixing, 4 BA	2	—	C	EBS1
	10-20 N 6511A	CABLE , coded "BJ," assembly (For cables circuit coded "MU")	1	—	ECC	EBS1
	10-20 N 7973A	SWITCH , micro, complete with cables, coded "BX," assembly	1	—	—	EBS1
	10-20 N 7973A/ CABLES	CABLES , coded "BX-BJ," assembly (For cables circuit coded "MU")	QR	—	ECC	EBS1
5CW/9438275		SWITCH , micro (5930-99-943-8275)	1	—	P	
28M/10287	AGS.2001/B/1	Attachments for 10-20 N 7973A, Switch :—				
28W/9419465	SP.13/B	Nut, 4 BA	2	—	C	
		Washer	2	—	C	
		INSTALLATION AT FRONT PRESSURE BULK-HEAD, CODED "A" (Drg. Nos. 10-20 N 9465 and 10-20 N 11421)	1	—	—	
		BLOCK , terminal, coded "BP," group	1	—	—	
	DHS.456/20L	BLOCK , terminal, 20-way, assembly (For breakdown see DHS. Data Sheet)	1	—	—	EBS1
5X/9149643 13589	PLESSEY CZ.25111	COVER , terminal block (5940-99-914-9643)	1	—	C	EBS1
26DV/12294	DHS.870/4	PILLAR , fixing 4BA	2	—	C	EBS1
	DHS.489/3	SPACER	2	—	C	EBS1
	10-20N14911A	CABLE , bung A1, coded "BA" assembly (For cables circuit coded "MU") (Mod. 758)	1	—	EEC	EBS1
		INSTALLATION AT THROTTLE BOX AND GROUP CODED "F," FUSE-LAGE SIDE, PORT (Drg. Nos. 10-20 N 13463, 10-20 N 11421 and 10-20 CE 4693A)	1	—	—	
		BLOCKS , terminal, coded "A" and "B," group	1	—	—	
	DHS.456/20	BLOCK , terminal, 20-way, assembly (For breakdown see DHS. Data Sheet)	2	—	—	EBS1
5X/9149643 12732	PLESSEY CZ.25111	COVER , terminal block (5940-99-914-9643)	2	—	C	EBS1
	10-20 N 8085	PILLAR , fixing, 4 BA	4	—	C	EBS1

ELECTRICAL INSTALLATIONS

INSTALLATION OF UNDERCARRIAGE LEVER LOCK, CODED "MU"

Ref. No.	Part No.	Description	No. off						Material Specification	Class of Store or L.M.	Plate No.
			1	2	3	4	5	6			
	10-20 N 14337A	CABLE , bung Q6, coded "FA," assembly ... (For cables circuit coded "MU")						1	—	ECC	EBS1
	10-20 N 9/119 Mk. 5	CABLE , coded "17.BF.MU-MU.AS.1," assembly						1	—	ECC	EBS1
	10-20 N 4541A	SWITCH , micro, complete with cables, coded "K," assembly						1	—	—	EBS1
	10-20 N 4541A/ CABLES	CABLES , coded "A-MU.A.3" & C-MU.A.4," assemblies						2	—	ECC	EBS1
5CW/9438275	—	SWITCH , micro (5930-99-943-8275) ...						1	—	P	
	3970	Attachments for 10-20 N 4541A, Switch :— Bolt, 4 BA (Lock to DHS.514/D) ...						2	—	C	EBS1
	—	INSTALLATION AT FUSELAGE SIDE, FORWARD, PORT (Drg. Nos. 10-20 N 13463, 10-20 N 11421 and 10-20 CE 2679)						1	—	—	
	10-20 N 9/119 Mk. 6	CABLE , coded "2.AS.MU-MU.★1.B.2," assembly						1	—	ECC	EBS1
5CW/3816	ROTAX D.5303	SOLENOID , undercarriage lever lock, coded "AS"						1	—	P	EBS1
	28D/9436920	Attachments for Ref. No. 5CW/3816, Solenoid :— Bolt, 2 BA ...						2	—	C	
28W/1009699	A25/1C SP.55/C	Washer, spring ...						2	—	C	
	—	TERMINAL , earth, strn. 1, coded "B," group ...						1	—	—	
26DV/7529	DHS.428/C	TAG , corrosion ...						1	—	C	EBS1
26DV/4969	DHS.437/C	TERMINAL , earth, assembly ... (For breakdown see DHS. Data Sheet)						1	—	C	EBS1
	—	Attachments for DHS.437/C, Terminal :— Bolt, 2 BA ...						2	—	C	
28D/9137409	AS.1246/2C	Nut, 2 BA ...						2	—	C	
28M/10288	AGS.2001/C/1	Washer ...						2	—	C	
28W/9419404	SP.16/C							2	—	C	
	—	INSTALLATION AT PORT WING DECK PANEL, CODED "FA" (Drg. 10-20 N 13301A and 10-20 N 11655)						1	—	—	
	—	BLOCK , fuse, coded "W," group ...						1	—	—	EBS1
	—	BLOCK , fuse, 12-way (See sub-section EBV)						1	—	—	EBS1
10H/23864	—	FUSE , 5 amp. ...						1	—	C	EBS1
	—	BLOCK , terminal, coded "D," group ...						1	—	—	EBS1
	DHS.456/20	BLOCK , terminal, 20-way, assembly ... (For breakdown see DHS. Data Sheet)						1	—	—	EBS1
28D/12182	AS.1246/6B	BOLT , 4 BA (Mod. 963) ...						2	—	C	
5X/9149643	PLESSEY CZ.25111	COVER , terminal block (Pre Mod. 963) ... (5940-99-914-9643)						1	—	C	EBS1
5X/9450403	PLESSEY Z.28426	PILLAR , fixing, 4 BA (Pre Mod. 963) ... (5340-99-945-0403)						2	—	C	EBS1
28W/9419474	SP.16/B	WASHER ...						2	—	C	
	10-20 N 9/119 Mk. 4	CABLE , coded "9.PZ.MU-MU.FA.D.1," assembly						1	—	ECC	EBS1
	10-20 N 9/119 Mk. 1	CABLE , coded "14W.FA.MU-MU.PZ.8," assembly						1	—	ECC	EBS1

INSTALLATION OF UNDERCARRIAGE LEVER LOCK, CODED "MU"

Ref. No.	Part No.	Description	No. off	Material Specification	Class of Store or L.M.	Plate No.
	—	INSTALLATION AT PORT WHEEL WELL (Drg. Nos. 10-20 N 2399, 10-20 N 2641)	1	—	—	
	—	BLOCK , terminal, coded "PZ," group	1	—	—	EBS1
	DHS.456/20L	BLOCK , terminal, 20-way, assembly (For breakdown see DHS. Data Sheet)	1	—	—	EBS1
5X/9149643	PLESSEY CZ.25111	COVER , terminal block (5940-99-914-9643) ...	1	—	C	EBS1
28M/10287	AGS.2001/B/1	NUT , 4 BA	2	—	C	
5X/9450403	PLESSEY Z.28426	PILLAR , fixing, 4 BA (5340-99-945-0403) ...	2	—	C	EBS1
	10-20 N 9851A	PLATE , adaptor, terminal block, assembly ...	1	—	—	EBS1
	10-20 N 10023ND	CHANNEL , 18 SWG	1	L.72	LM	EBS1
	10-20 N 7187ND	PLATE , bare, 18 SWG	1	L.72	LM	EBS1
28S/1008327	A32/B14	SCREW , 4 BA	2	—	C	
	10-20 N 9/119 Mk. 7	CABLE , coded "A.RC.MU-MU.PZ.8," assembly	1	—	ECC	EBS1
	10-20 N 9/119 Mk. 8	CABLE , coded "D.RC.MU-MU.PZ.9," assembly	1	—	ECC	EBS1
	—	INSTALLATION AT UNDERCARRIAGE SHOCK ABSORBER UNIT, PORT (Drg. No. 10-20 N 2641)	1	—	—	
28E/1201809	AS.3180/6B	CLIP , "P," securing undercarriage lever lock cables	1	—	C	
5CW/4639	—	SWITCH , micro, coded "RC" Attachments for Ref. No. 5CW/4639, Switch :—	1	—	P	EBS1
28D/1214350	AS.1242/18B	Bolt , 4 BA	2	—	C	
28M/10327	AGS.2002/B/1	Nut , 4 BA	2	—	C	
32B/—	—	TAPE , identification, numbers and letters, use from Ref. Nos. 32B/1087 to 32B/1120 inclusive, as required	QR	—	C	

ELECTRICAL INSTALLATIONS

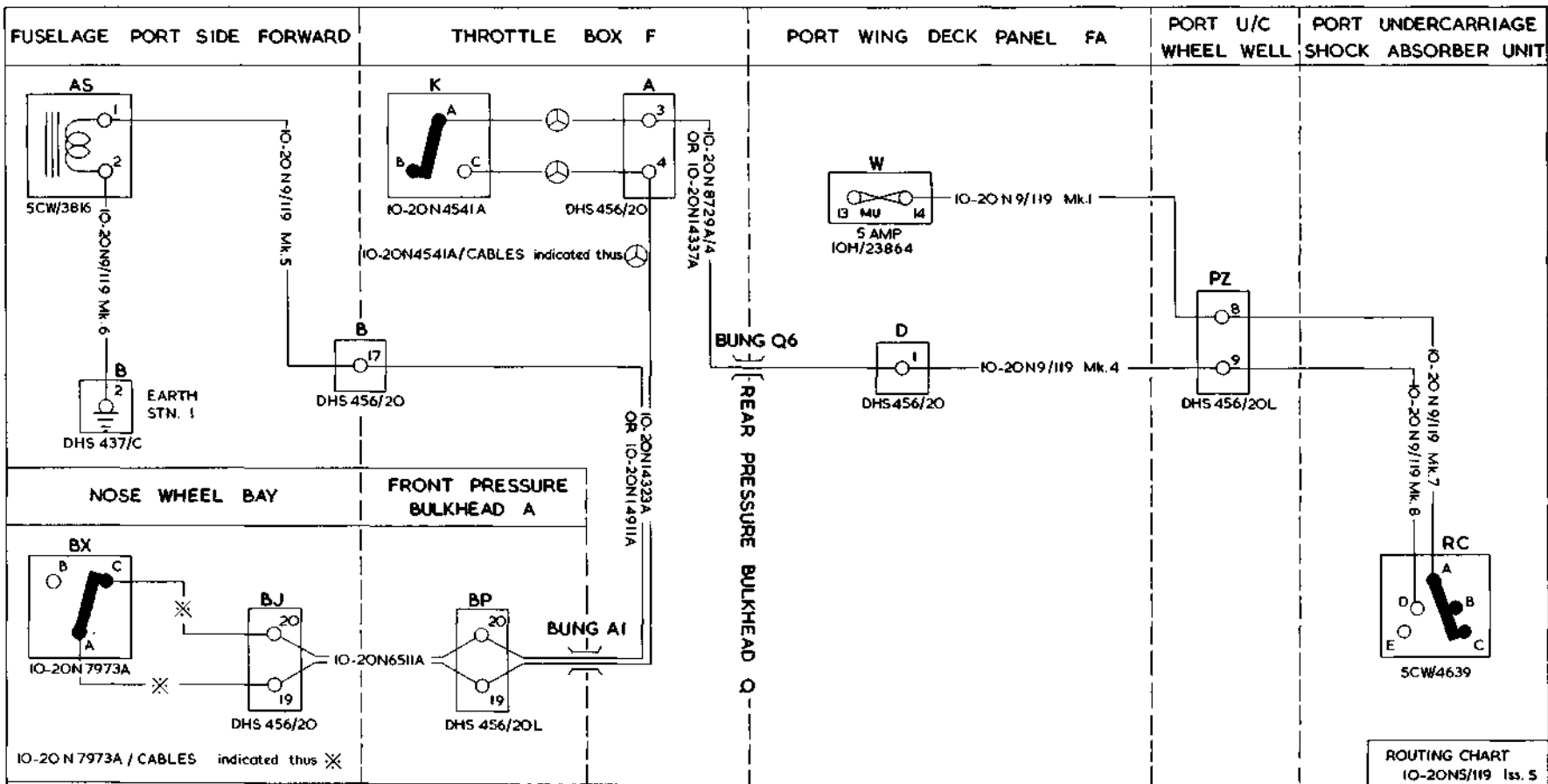
INSTALLATION OF UNDERCARRIAGE LEVER LOCK, CODED "MU"

Ref. No.	Part No.	Description						No. of	Material Specification	Class of Store or L.M.	Plate No.
		1	2	3	4	5	6				

See Vixen Mk.1

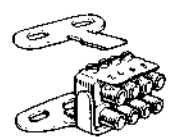
RESTRICTED

Plate EBS1



ROUTING CHART IO-20N5/119 Iss. 5

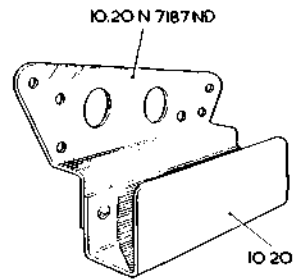
TAG, CORROSION DHS 438/C



TERMINAL EARTH, ASSY. DHS 437/C

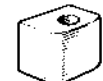
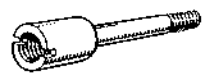


PILLAR, FIXING. IO 20 N 8085



PLATE, ADAPTOR. IO 20 N 9851A

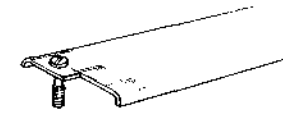
PILLAR, FIXING. PLESSEY Z 28426 DHS 870/4



SPACER. DHS 489/3



BOLT, SPECIAL. IO 20 CE 2647



COVER. PLESSEY CZ 25111

EBS.1

ELECTRICAL INSTALLATION UNDERCARRIAGE LEVER LOCK CODED MU

RESTRICTED

EBS.1

AL 49

This file was downloaded
from the RTFM Library.

Link: www.scottbouch.com/rtfm

Please see site for usage terms,
and more aircraft documents.

