

**ELECTRICAL INSTALLATIONS**

**INSTALLATION OF MAIN DISTRIBUTION, CODED "PF"**

Ref. No.	Part No.	Description	No. off	Material Specification	Class of Store or L.M	Plate No.
	—	<b>INSTALLATION OF MAIN DISTRIBUTION, CODED "PF"</b>	1	—	—	
	—	<b>FUSES</b> (See appropriate electrical sub-section) ...	—	—	—	
	—	<b>INSTALLATION OF LOWER FUSE PANEL AT PILOT'S SWITCH PANEL, CODED "H"</b> (Drg. No. 10-20 N 11421)	1	—	—	
	10-20 N 23103A	<b>CABLE</b> , bung Q1, coded "FB," assembly (Mod. 1120, Pre Mod. 803) (For cables circuit coded "PF" and "XE")	1	—	ECC	EBV1A
	10-20 N 23105A	<b>CABLE</b> , bung Q1, coded "FB," assembly (Mods. 1120 and 803) (For cables circuit coded "PF" and "XE")	1	—	ECC	EBV1A
	10-20 N 9/204 Mk. 2	<b>CABLE</b> , coded "1.B.S.PEA-PEA.H.CS.3," assembly	1	—	ECC	EBV1 EBV1A
	10-20 N 15835A	<b>PANEL</b> , fuse, lower, c/w wiring and equipment, assembly (Mod. 702, Pre Mod. 803)	1	—	—	
	10-20 N 15711A	<b>PANEL</b> , fuse, lower, c/w wiring and equipment, assembly (Mod. 803)	1	—	—	
	10-20 N 15835A/ CABLES	<b>CABLES</b> , link, assembly (Mod. 702, Pre Mod. 803)	QR	—	ECC	EBV1A
	10-20 N 15711A/ CABLES	<b>CABLES</b> , link, assembly (Mod. 803) ...	QR	—	ECC	EBV1A
	10-20 N 15833A	<b>PANEL</b> , fuse, lower, c/w equipment less wiring, assembly (Mod. 702, Pre Mod. 803)	1	—	—	
	10-20 N 15709A	<b>PANEL</b> , fuse, lower, c/w equipment less wiring, assembly (Mod. 803)	1	—	—	
	—	<b>BLOCK</b> , fuse, coded "CS," group ...	1	—	—	
5X/9034	AS.2739	<b>BLOCK</b> , bare, holders, fuse, Type S, 12-way	1	—	C	EBV1 EBV1A
5X/9045	AS.2775	<b>BUS-ABR</b> , link commoning, 12-way ...	1	—	C	EBV1 EBV1A
	10-20 N 23717A	<b>COVER</b> , coded "CS," assembly (Mod. 1254)	1	—	LM	
	10-20 N 15747A	<b>COVER</b> , coded "CS," assembly (Mod. 903, Pre Mod. 1254)	1	—	LM	
5X/9031	AS.2755	<b>COVER</b> ...	1	—	C	
9801	10-20 N 9995	<b>SCREW</b> , 4 BA (Pre Mod. 1254)	7	—	C	EBV4
28S/1007817	A32/B24	<b>SCREW</b> , 4 BA ...	2	—	C	
5X/9028	AS.2747	<b>SOCKET</b> , assembly (Pre Mod. 1254) ...	17	—	C	
5X/9028	AS.2747	<b>SOCKET</b> , assembly (Mod. 1254) ...	16	—	C	
28W/9416642	SP.47/B	<b>WASHER</b> , spring (Mod. 1254) ...	8	—	C	
28W/9416641	SP.47/A	<b>WASHER</b> , spring (Pre Mod. 1254) ...	7	—	C	
	—	<b>BLOCK</b> , fuse, coded "CT," group ...	1	—	—	
5X/9034	AS.2739	<b>BLOCK</b> , bare, holders, fuse, Type S, 12-way	1	—	C	EBV1 EBV1A

ELECTRICAL INSTALLATIONS

INSTALLATION OF MAIN DISTRIBUTION, CODED "PF"

Ref. No.	Part No.	Description						No. of	Material Specification	Class of Score or LM	Plate No.
		1	2	3	4	5	6				
5X/9036	AS.2766							1	—	C	EBV1
											EBV1A
5X/9040	—							1	—	C	
5X/9038	AS.2768							2	—	C	EBV1
											EBV1A
	10-20 N 15749A							1	—	LM	
	10-20 N 24615A							1	—	LM	
5X/9031	AS.2755							1	—	C	
9801	10-20 N 9995							9	—	C	EBV4
9801	10-20 N 9995							10	—	C	EBV4
28S/1007817	A32/B24							2	—	C	
5X/9028	AS.2747							15	—	C	
5X/9028	AS.2747							14	—	C	
28W/9416641	SP.47/A							10	—	C	
	10-20 N 8917A							1	—	—	
	10-20 N 15471A							1	—	—	
5X/9034	AS.2739							1	—	C	EBV1
											EBV1A
5X/9045	AS.2775							1	—	C	EBV1
											EBV1A
	10-20 N 8835A							1	—	LM	
	10-20 N 15751A							1	—	LM	
5X/9031	AS.2755							1	—	C	
28M/10287	AGS.2001/B/1							2	—	C	
9801	10-20 N 6845ND							1	L.72	LM	
9801	10-20 N 9995							10	—	C	EBV4
28S/9995376	A32/B20							2	—	C	
5X/9028	AS.2747							14	—	C	
28W/9419465	SP.13/B							2	—	C	
28W/1206041	AGS.2035/B							10	—	C	
28S/1011490	A32/C16							3	—	C	
	10-20 N 11069A/1							1	—	—	
	10-20 N 6953A							1	—	—	EBV4
	10-20 N 7051ND							2	L.72	LM	EBV4
	10-20 N 7053ND							1	L.72	LM	EBV4
5X/9034	AS.2739							1	—	C	EBV1
											EBV1A
28D/9435777	AS.4598/3B							2	—	C	
5X/9035	AS.2765							1	—	C	EBV1
											EBV1A
5X/9043	AS.2773							1	—	C	EBV1
											EBV1A
	10-20 N 24213A							1	—	LM	
5X/9031	AS.2755							1	—	C	
28M/10287	AGS.2001/B/1							2	—	C	
9801	10-20 N 9995							10	—	C	EBV4

**ELECTRICAL INSTALLATIONS**

**INSTALLATION OF MAIN DISTRIBUTION, CODED "PF"**

Ref. No.	Part No.	Description	No. off						Material Specification	Class of Store or LM	Place No.
			1	2	3	4	5	6			
5X/9028	AS.2747	<b>SOCKET</b> , assembly ... ..						14	—	C	
28W/9419465	SP.13/B	<b>WASHER</b> ... ..						2	—	C	
28W/1206041	AGS.2035/B	<b>WASHER</b> , shakeproof ... ..						10	—	C	
28S/1011490	A32/C16	Attachments for 10-20 N 11069A/1, Block :— Screw, 2 BA ... ..						3	—	C	
	10-20 N 9669A	<b>BLOCK</b> , fuse, coded "CW," assembly ... (Pre Mod. 181)						1	—	—	
	10-20 N 12611A	<b>BLOCK</b> , fuse, coded "CW," assembly ... (Mods. 181 and 1540)						1	—	—	
	10-20 N 6951A	<b>ADAPTER</b> , assembly ... ..						1	—	—	EBV4
	10-20 N 7025ND	<b>ANGLE</b> , side, 22 SWG ... ..						1	L.72	LM	EBV4
	10-20 N 7055ND	<b>ANGLE</b> , side, 22 SWG ... ..						1	L.72	LM	EBV4
	10-20 N 7027ND	<b>PLATE</b> , mounting, 20 SWG ... ..						1	L.72	LM	EBV4
5X/9034	AS.2739	<b>BLOCK</b> , bare, holders, fuse, Type S, 12-way						1	—	C	EBV1 EBV1A
28D/9435777	AS.4598/3B	<b>BOLT</b> , 4 BA ... ..						2	—	C	
5X/9043	AS.2773	<b>BUS-BAR</b> , link commoning, 10-way ... (Mod. 1540)						1	—	C	EBV1
5X/9035	AS.2765	<b>BUS-BAR</b> , link, commoning, 2-way ... (Mod. 1540)						1	—	C	EBV1A
	10-20 N 9671A	<b>COVER</b> , coded "CW," assembly ... (Pre Mod. 181)						1	—	LM	
	10-20 N 24617A	<b>COVER</b> , coded "CW," assembly ... (Mod. 1540)						1	—	LM	
5X/9031	AS.2755	<b>COVER</b> ... ..						1	—	C	
28M/10287	AGS.2001/B/1	<b>NUT</b> , 2 BA ... ..						2	—	C	
9801	10-20 N 9995	<b>SCREW</b> , 4 BA ... ..						10	—	C	EBV4
5X/9028	AS.2747	<b>SOCKET</b> , assembly ... ..						14	—	C	
28W/9419465	SP.13/B	<b>WASHER</b> ... ..						2	—	C	
28W/1206041	AGS.2035/B	<b>WASHER</b> , shakeproof ... ..						10	—	C	
28S/1011490	A32/C16	Attachments for 10-20 N 9669A or 10-20 N 12611A, Block :— Screw, 2 BA ... ..						2	—	C	
	—	<b>BOX</b> , relay, coded "DV" ... .. (See sub-section ECN)						—	—	—	
9813	10-20 N 9943A	<b>PANEL</b> , fuse, lower, less equipment and wiring, assembly Spares for :—						1	—	P	EBV4
9814	10-20 N 9941A	<b>BRACKET</b> , altitude switch and relay box, mounting, assembly						1	—	C	EBV4
	—	<b>SWITCH</b> , altitude, coded "AT" ... .. (See sub-section EAJ)						—	—	—	
28D/9436920	A25/1C	Attachments for 10-20 N 15835A or 10-20 N 15711A, Panel :— Bolt, 2 BA ... ..						2	—	C	
28D/9133011	A25/2C	Bolt, 2 BA ... ..						2	—	C	
28W/9419402	SP.13/C	Washer ... ..						4	—	C	
15440	10-20 N 14269A	<b>PLATE</b> , cover, lower fuse panel, assembly ... (Mod. 716)						1	—	P	EBV6
	10-20 N 14317ND	<b>PLATE</b> , cover, bare ... ..						1	—	—	EBV6
	10-20 N 6509ND	<b>SECTION</b> , sealing rubber (Make from standard section 1.622, Ref. No. 26FY/4582)						1	—	LM	EBV6

**ELECTRICAL INSTALLATIONS**

**INSTALLATION OF MAIN DISTRIBUTION, CODED "PF"**

Ref. No.	Part No.	Description	No. off						Material Specification	Class of Store or LM	Plate No.
			1	2	3	4	5	6			
	10-20 N 15373ND	<b>SECTION</b> , sealing rubber (Make from standard section J.622, Ref. No. 26FY/4582)						1	—	LM	EBV6
	10-20 N 14313ND	<b>STRIP</b> , sealing, black rubber, shore hardness 110-120, 0".05 thick						1	—	LM	EBV6
	10-20 N 14315ND	<b>STRIP</b> , sealing, black rubber, shore hardness 110-120, 0".05 thick						1	—	LM	EBV6
	10-20 N 15375ND	<b>STRIP</b> , sealing, black rubber, shore hardness 110-120, 0".05 thick						1	—	LM	EBV6
28FP/1004892	ODDIE No. 213	<b>STUD</b> , domed head ... ..						1	—	C	
28FP/9157102	ODDIE No. 226	<b>STUD</b> , domed head, wing ... ..						4	—	C	
28FP/1004893	ODDIE No. 214	<b>WASHER</b> ... ..						5	—	C	
	—	<b>INSTALLATION AT GROUP, CODED "S,"</b> <b>COCKPIT WALL, STARBOARD</b> (Drg. Nos. 10-20 N 11421, 10-20 N 12977 and 10-20 N 23519) (Mod. 1120)						1	—	—	
	—	<b>BLOCK</b> , fuse, coded "AFN," group (Mod. 1120)						1	—	—	
5X/9034	AS.2739	<b>BLOCK</b> , bare, holders, fuse, Type S, 12-way						1	—	C	EBV1A
5X/9043	AS.2773	<b>BUS-BAR</b> , link commoning, 10-way ... ..						1	—	C	EBV1A
	10-20 N 23981A	<b>COVER</b> , coded "AFN," assembly (Mod. 1265)						1	—	LM	
5X/9031	AS.2755	<b>COVER</b> ... ..						1	—	C	
28S/1011488	A32/B28	<b>SCREW</b> , 4 BA ... ..						2	—	C	
28S/9997425	A43/B18	<b>SCREW</b> , 4 BA ... ..						8	—	C	
5X/9028	AS.2747	<b>SOCKET</b> , assembly ... ..						16	—	C	
28W/9143227	SP.14/B	<b>WASHER</b> ... ..						2	—	C	
28W/9419486	SP.16/B	<b>WASHER</b> ... ..						2	—	C	
28W/1206041	AGS.2035/B	<b>WASHER</b> ... ..						8	—	C	
	—	<b>BLOCKS</b> , fuse, coded "SA," "S-B," "S-C" and "S-D," group						1	—	—	
5X/9033	AS.2738	<b>BLOCK</b> , bare, holders, fuse, Type S, 6-way...						1	—	C	EBV1 EBV1A
5X/9034	AS.2739	<b>BLOCK</b> , bare, holders, fuse, Type S, 12-way						3	—	C	EBV1 EBV1A
28D/1214866	AS.1246/4B	<b>BOLT</b> , 4 BA ... ..						8	—	C	
5X/9039	AS.2769	<b>BUS-BAR</b> , link commoning, 6-way ... ..						1	—	C	EBV1 EBV1A
5X/9042	AS.2772	<b>BUS-BAR</b> , link commoning, 9-way ... ..						1	—	C	EBV1 EBV1A
5X/9045	AS.2775	<b>BUS-BAR</b> , link commoning, 12-way ... ..						2	—	C	EBV1 EBV1A
	10-20 N 23665A	<b>COVER</b> , coded "S-A," assembly (Mod. 1232)						1	—	LM	
	10-20 N 23579A	<b>COVER</b> , coded "S-B," assembly ... .. (Mod. 1180, Pre Mod. 1291)						1	—	LM	
	10-20 N 24235A	<b>COVER</b> , coded "S-B," assembly (Mod. 1291)						1	—	LM	
	10-20 N 24919A	<b>COVER</b> , coded "S-C," assembly (Mod. 1549)						1	—	LM	
5X/9031	AS.2755	<b>COVER</b> , assembly ... ..						1	—	C	
	10-20 N 20037A	<b>COVER</b> , coded "S-D," assembly (Mod. 913)						1	—	LM	
5X/9030	AS.2754	<b>COVER</b> , assembly ... ..						1	—	C	
28S/9997425	A43/B18	<b>SCREW</b> , 4 BA ... ..						33	—	C	
5X/9028	AS.2747	<b>SOCKET</b> , assembly ... ..						51	—	C	

**ELECTRICAL INSTALLATIONS**

**INSTALLATION OF MAIN DISTRIBUTION, CODED "PF"**

Ref. No.	Part No.	Description	No. off	Material Specification	Class of Store or L.M	Plate No.
28W/9419474	SP.15/B	WASHER ... ..	8	—	C	
28W/1206041	AGS.2035/B	WASHER (Pre Mod. 2) ... ..	35	—	C	
28W/1206041	AGS.2035/B	WASHER (Mod. 2) ... ..	33	—	C	
	10-20 N 8751A/2	CABLE, bung Q9, coded "FA," assembly ... (Pre Mods. 96 and 2) (For cables circuit coded "PF")	1	—	ECC	EBV1
	10-20 N 20767A	CABLE, bung Q9, coded "FA," assembly ... (Mods. 1016 and 2) (For cables circuit coded "PF")	1	—	ECC	EBA1A
	10-20 N 9/204 Mk. 3	CABLE, coded "23.A.S.PFA-PFA.S.C.15," assembly	1	—	ECC	EBV1 EBV1A
	10-20 N 9/204 Mk. 4	CABLE, coded "21.A.S.PFA-PFA.S.D.1," assembly	1	—	ECC	EBV1 EBV1A
	—	FUSEHOLDERS and mounting bracket c/w cables, coded "SE" and "SF" (See sub- section NK)	—	—	—	
	—	<b>INSTALLATION AT REAR PRESSURE BULK- HEAD, CODED "Q" (Drg. Nos. 10-20 N 10635, 10-20 N 14755A and 10-20 N 11421)</b>	1	—	—	
5X/9034	AS.2739	BLOCK, fuse, coded "A," group ... ..	1	—	—	
		BLOCK, bare. holders, fuse, Type S, 12-way...	1	—	C	EBV1 EBV1A
28D/9130082	AS.1246/3B	BOLT, 4 BA ... ..	2	—	C	
5X/9044	AS.2774	BUS-BAR, link commoning, 11-way ... ..	1	—	C	EBV1 PBV1A
	10-20 N 23663A	COVER, coded "A," assembly (Mod. 1232)	1	—	LM	
5X/9031	AS.2755	COVER, assembly ... ..	1	—	C	
9801	10-20 N 9995	SCREW, 4 BA ... ..	8	—	C	EBV4
5X/9028	AS.2747	SOCKET, assembly ... ..	15	—	C	
28W/9419474	SP.15/B	WASHER ... ..	2	—	C	
28W/9416642	SP.47/B	WASHER, spring... ..	8	—	C	
	—	BLOCK, fuse, coded "B," group ... ..	1	—	—	
5X/9034	AS.2739	BLOCK, bare. holders, fuse, Type S, 12-way	1	—	C	EBV1 EBV1A
28D/9130082	AS.1246/3B	BOLT, 4 BA ... ..	2	—	C	
5X/9044	—	BUS-BAR, link commoning, 11-way ... ..	1	—	C	EBV1 EBV1A
	10-20 N 15905A	COVER, coded "B," assembly... .. (Mod. 1053, Pre Mod. 1291)	1	—	LM	
	10-20 N 2461A	COVER, coded "B," assembly... .. (Mod. 1291, Pre Mod. 1254)	1	—	LM	
	10-20 N 24399A	COVER, coded "B," assembly... .. (Mod. 1254)	1	—	LM	
5X/9031	AS.2755	COVER, assembly ... ..	1	—	C	
9801	10-20 N 9995	SCREW, 4 BA ... ..	8	—	C	EBV4
5X/9028	AS.2747	SOCKET, assembly (Pre Mod. 1254) ... ..	15	—	C	
5X/9028	AS.2747	SOCKET, assembly (Mod. 1254) ... ..	17	—	C	

**ELECTRICAL INSTALLATIONS**

**INSTALLATION OF MAIN DISTRIBUTION, CODED "PF"**

Ref. No.	Part No.	Description	No. off						Material Specification	Class of Store or L.M	Plate No.
			1	2	3	4	5	6			
28W/9419474	SP.15/B	WASHER ... ..						2	—	C	
28W/9416642	SP.47/B	WASHER, spring ... ..						8	—	C	
5X/9033	AS.2737	BLOCK, fuse, coded "CN," group (Mod. 1101) ...						1	—	—	
28D/9130082	AS.1246/3B	BLOCK, bare, holders, fuse, Type S, 6-way ...						1	—	C	
5X/9036	AS.2766	BOLT, 4 BA ... ..						2	—	C	
	10-20 N 24851A	BUS-BAR, link, commoning 3-way ... ..						1	—	C	
5X/9030	AS.2754	COVER, coded "Q-CN," assembly (Mod. 1549)						1	—	LM	
9801	10-20 N 9995	COVER, assembly ... ..						1	—	C	
5X/9028	AS.2747	SCREW, 4 BA ... ..						4	—	C	EBV4
28W/9419474	SP.15/B	SOCKET, assembly ... ..						8	—	C	
28W/9416642	SP.47/B	WASHER ... ..						2	—	C	
	—	WASHER, spring... ..						4	—	C	
5X/9034	—	BLOCK, fuse, coded "H," group ... ..						1	—	—	
	—	BASE, bare, holders, fuse, Type S, 12-way ...						1	—	C	EBV1 EBV1A
28D/9130082	AS.1246/3B	BOLT, 4 BA ... ..						2	—	C	
5X/9035	AS.2765	BUS-BAR, link commoning, 2 -way ... ..						1	—	C	EBV1 EBV1A
5X/9038	AS.2768	BUS-BAR, link commoning, 5-way ... ..						2	—	C	EBV1 EBV1A
	10-20 N 15919A	COVER, coded "H," assembly ... ..						1	—	LM	
	10-20 N 24263A	(Mod. 1053, Pre Mod. 1291)						1	—	LM	
5X/9031	AS.2755	COVER, coded "H," assembly (Mod. 1291)						1	—	LM	
9801	10-20 N 9995	COVER, assembly ... ..						1	—	C	
5X/9028	AS.2747	SCREW, 4 BA ... ..						9	—	C	EBV4
28W/9419474	SP.15/B	SOCKET, assembly ... ..						15	—	C	
28W/9416642	SP.47/B	WASHER ... ..						2	—	C	
	—	WASHER, spring... ..						9	—	C	
5X/9034	AS.2739	BLOCK, fuse, coded "K," group ... ..						1	—	—	
	—	BLOCK, bare, holders, fuse, Type S, 12-way						1	—	C	EBV1 EBV1A
28D/9130082	AS.1246/3B	BOLT, 4 BA ... ..						2	—	C	
5X/9045	AS.2775	BUS-BAR, link commoning, 12-way ... ..						1	—	C	EBV1 EBV1A
	10-20 N 20113A	COVER, coded "K," assembly (Mod. 998) ...						1	—	LM	
5X/9031	AS.2755	COVER, assembly ... ..						1	—	C	
9801	10-20 N 9995	SCREW, 4 BA ... ..						10	—	C	EBV4
5X/9028	AS.2747	SOCKET, assembly ... ..						14	—	C	
28W/9419474	SP.15/B	WASHER ... ..						2	—	C	
28W/9416642	SP.47/B	WASHER, shakeproof ... ..						10	—	C	
	—	BLOCK, fuse, coded "L," group ... ..						1	—	—	
5X/9034	AS.2739	BLOCK, bare, holders, fuse, Type S, 12-way						1	—	C	EBV1 EBV1A
28D/9130082	AS.1246/3B	BOLT, 4 BA ... ..						—	—	—	
5X/9045	AS.2775	BUS-BAR, link commoning, 12-way ... ..						1	—	C	EBV1 EBV1A

**ELECTRICAL INSTALLATIONS**

**INSTALLATION OF MAIN DISTRIBUTION, CODED "PF"**

Ref. No.	Part No.	Description	No. of	Material Specification	Class of Store or LM	Plate No.
	10-20 N 15745A	COVER, coded "L," assembly (Mod. 903, Pre Mod. 1291)	1	—	LM	
	10-20 N 24121A	COVER, coded "L," assembly (Mod. 1254)	1	—	LM	
5X/9031	AS.2755	COVER, assembly	1	—	C	
9801	10-20 N 9995	SCREW, 4 BA	10	—	C	EBV4
5X/9028	AS.2747	SOCKET, assembly	14	—	C	
28W/9419474	SP.15/B	WASHER	2	—	C	
28W/9416642	SP.47/B	WASHER, spring	10	—	C	
	—	BLOCK, fuse, coded "M," group	1	—	—	
5X/9034	AS.2739	BLOCK, bare, holders, fuse, Type S, 12-way	1	—	C	EBV1 EBV1A
28D/9130082	AS.1246/3B	BOLT, 4 BA	2	—	C	
5X/9036	AS.2766	BUS-BAR, link commoning, 3-way	1	—	C	EBV1 EBV1A EBV1A
5X/9039	AS.2769	BUS-BAR, link commoning, 6-way	1	—	C	EBV1A
	10-20 N 7909A	COVER, coded "M," assembly (Pre Mod. 416)	1	—	LM	
	10-20 N 23405A	COVER, coded "M," assembly (Mod. 1101, Pre Mod. 1270)	1	—	LM	
	10-20 N 23883A	COVER, coded "M," assembly (Mod. 1270)	1	—	LM	
	10-20 N 23919A	COVER, coded "M," assembly (Mod. 1265, Pre Mods. 1270 and 1254)	1	—	LM	
	10-20 N 23921A	COVER, coded "M," assembly (Mods. 1265 and 1270, Pre Mod. 1254)	1	—	LM	
	10-20 N 24393A	COVER, coded "M," assembly (Mod. 1254, Pre Mod. 1270)	1	—	LM	
	10-20 N 24395A	COVER, coded "M," assembly (Mods. 1254 and 1270)	1	—	LM	
5X/9031	AS.2755	COVER, assembly	1	—	C	
9801	10-20 N 9995	SCREW, 4 BA	7	—	C	EBV4
5X/9028	AS.2747	SOCKET, assembly (Pre Mod. 1254A)	19	—	C	
5X/9028	AS.2747	SOCKET, assembly (Mod. 1254A)	17	—	C	
28W/9419474	SP.15/B	WASHER	2	—	C	
28W/9416642	SP.47/B	WASHER, spring	7	—	C	
	—	CABLE, and reinforcing plate, group	1	—	—	
28D/1008149	A25/2B	BOLT, 4 BA	8	—	C	
	10-20 N 7913A	CABLE, coded "GQ-HCY," assembly (Pre Mod. 1015)	1	—	ECC	EBV1 EBV1A EBV1A
	10-20 N 15455A	CABLE, coded "GQ-HCY," assembly (Mod. 1015)	1	—	ECC	EBV1A
28M/10287	AGS.2001/B/1	NUT, 4 BA	6	—	C	
28M/10327	AGS.2002/B/1	NUT, 4 BA	2	—	C	
	10-20 N 7905	PLATE, reinforcing, 16 SWG	1	L72	LM	EBV6
28W/9419486	SP.16/B	WASHER	16	—	C	
	10-20 N 12551A	CABLE, bung Q4, coded "FB," assembly (For cables circuit coded "PF")	1	—	ECC	EBV1A
	10-20 N 7615A/ CABLES	CABLES, link, assembly (Pre Mod. 96) (For cables circuit coded "PF" and "XF")	QR	—	ECC	EBV1

**ELECTRICAL INSTALLATIONS**

**INSTALLATION OF MAIN DISTRIBUTION, CODED "PF"**

Ref. No.	Part No.	Description	No. off	Material Specification	Class of Score or L.M	Place No.
	10-20 N 14755A/ CABLES	<b>CABLES</b> , link, assembly (Mod. 738) ... .. (For cables circuit coded "PF" and "XF")	QR	—	ECC	EBV1A
	—	<b>INSTALLATION AT ACCUMULATOR BULK-HEAD, CODED "JA"</b> (Drg. No. 10-20 N 8337)	1	—	—	
	—	<b>BASE</b> , fuse, coded "JAA," group (Mod. 1014) ...	1	—	—	
17497	10-20 N 20291A	<b>BASE</b> , fuse, assembly ... ..	1	—	C	EBV1A EBV6
28D/1007468	AS.1242/3B	<b>BOLT</b> , 4 BA ... ..	2	—	C	
17445	10-20 N 16131A	<b>COVER</b> , fuse, assembly ... .. Spares for :—	1	—	C	EBV6
26DL/7354	DHS.180 Mk. 1/X	<b>TAG</b> ... ..	1	—	C	EBV6
	—	<b>BASE</b> , fuse, coded "JAB" and "JAC," group ... (Mod. 1014)	1	—	—	
17506	10-20 N 20299A	<b>BASE</b> , fuse, assembly ... ..	1	—	C	EBV1A EBV6
28D/1214032	AS.1242/9C	<b>BOLT</b> , 2 BA ... ..	4	—	C	
17507	10-20 N 20301A	<b>COVER</b> , fuse, assembly ... ..	1	—	C	EBV6
	10-20 N 22549	<b>SPACER</b> , 0"50 o/d x 0"190 i/d x 0"60 long	4	LFB.82 or 89	LM	EBV6
28W/12588	SP.18/C	<b>WASHER</b> (Fit between spacers and base) ...	4	—	C	
	—	<b>BLOCK</b> , fuse, coded "JAE," group ... ..	1	—	—	
5X/9033	AS.2738	<b>BLOCK</b> , bare, holders, fuse, 6-way, Type S ...	1	—	C	EBV1 EBV1A
28D/1214867	AS.1246/5B	<b>BOLT</b> , 4 BA ... ..	2	—	C	
5X/9038	AS.2768	<b>BUS-BAR</b> , link commoning, 5-way ... ..	1	—	C	EBV1 EBV1A
	10-20 N 15741A	<b>COVER</b> , coded "E," assembly (Mod. 903) ...	1	—	LM	
5X/9030	AS.2754	<b>COVER</b> , assembly ... ..	1	—	C	
28S/9997425	A43/B18	<b>SCREW</b> , 4 BA ... ..	4	—	C	
28W/9419474	SP.15/B	<b>WASHER</b> ... ..	2	—	C	
28W/9419486	SP.16/B	<b>WASHER</b> (Fit under fuse block) ... ..	2	—	C	
28W/1206041	AGS.2035/B	<b>WASHER</b> , shakeproof ... ..	4	—	C	
	—	<b>INSTALLATION AT STARBOARD WING DECK PANEL, CODED "FB"</b> (Drg. No. 10-20 N 14863A)	1	—	—	
	—	<b>BASES</b> , fuse, coded "AC" and "AD," group ... (Mod. 963)	1	—	—	
19339	10-20 N 20521A	<b>BASE</b> , fuse, assembly ... .. Attachments for 10-20 N 20521A, Base :—	2	—	C	EBV6
28S/9992521	A33/B24	Screw, 4 BA ... ..	2	—	C	
	10-20 N 23929A	<b>BRACKET</b> , support, fuse base mounting plate, L.H., assembly	1	—	—	EBV6
	10-20 N 23927ND	<b>BRACKET</b> , support, bare, 20 SWG ...	1	L.72	LM	EBV6
28M/13774	AGS.2019/B/1	<b>NUT</b> , anchor, 4 BA ... ..	4	—	C	
	—	Attachments for 10-20 N 23929A, Bracket :—				
28D/9137408	AS.1246/1B	Bolt, 4 BA ... ..	2	—	C	
28W/9419474	SP.15/B	Washer ... ..	2	—	C	
	10-20 N 22887A	<b>BRACKET</b> , support, fuse base mounting plate, R.H., assembly	1	—	—	EBV6
	10-20 N 22885ND	<b>BRACKET</b> , support, bare, 20 SWG ...	1	L.72	LM	EBV6
28M/13774	AGS.2019/B/1	<b>NUT</b> , anchor, 4 BA ... ..	2	—	C	

**ELECTRICAL INSTALLATIONS**

**INSTALLATION OF MAIN DISTRIBUTION, CODED "PF"**

Ref. No.	Part No.	Description	No. off	Material Specification	Class of Store or L.M	Plate No.
19340	10-20 N 20525A	<b>COVER</b> , fuse base, assembly ... ..	1	—	C	EBV6
	10-20 N 20523	<b>INSULATOR</b> , between fuse base and mounting plate	2	LFS.21	LM	EBV6
28M/10327	AGS.2002/B/1	<b>NUT</b> , 4 BA, securing fuses ... ..	4	—	C	
	10-20 N 20755A	<b>PLATE</b> , mounting, fuse base, assembly ...	1	—	—	EBV6
	10-20 N 20791	<b>LABEL</b> , fuse ident., "REFUELLING" ...	1	Comml.	LM	EBV6
		<b>TANKER.</b> white on black, 22 SWG		Alumn.		
28M/9434251	AGS.2008/B/1	<b>NUT</b> , anchor, 4 BA ... ..	6	—	C	
	10-20 N 20757ND	<b>PLATE</b> , mounting, bare, 20 SWG ...	1	L.72	LM	EBV6
		Attachments for 10-20 N 20755A, Plate :—				
28D/9137408	AS.1246/1B	Bolt, 4 BA ... ..	4	—	C	
28W/9419474	SP.15/B	Washer ... ..	4	—	C	
28W/9419465	SP.13/B	<b>WASHER</b> , under nuts securing fuses ...	4	—	C	
	—	<b>BLOCK</b> , fuse, coded "T," group ... ..	1	—	—	
5X/9034	AS.2739	<b>BLOCK</b> , bare, holders, fuse, Type S, 12-way	1	—	—	EBV2
28D/9130082	AS.1246/3B	<b>BOLT</b> , 4 BA ... ..	2	—	C	
5X/9045	AS.2775	<b>BUS-BAR</b> , link commoning, 12-way ...	1	—	C	EBV2
	10-20 N 24957A	<b>COVER</b> , coded "T," assembly (Mod. 1581) ...	1	—	LM	
5X/9031	AS.2755	<b>COVER</b> , assembly ... ..	1	—	C	
9801	10-20 N 9995	<b>SCREW</b> , 4 BA ... ..	9	—	C	EBV4
5X/9028	AS.2747	<b>SOCKET</b> , assembly ... ..	15	—	C	
28W/9419474	SP.15/B	<b>WASHER</b> ... ..	2	—	C	
28W/9419448	AGS.2035/B	<b>WASHER</b> , shakeproof ... ..	9	—	C	
	—	<b>BLOCK</b> , fuse, coded "U," group ... ..	1	—	—	
5X/9034	AS.2739	<b>BLOCK</b> , bare, holders, fuse, Type S, 12-way	1	—	C	EBV2
28D/9130082	AS.1246/3B	<b>BOLT</b> , 4 BA ... ..	2	—	C	
5X/9035	AS.2765	<b>BUS-BAR</b> , link commoning, 2-way ...	2	—	C	EBV2
	10-20 N 15733A	<b>COVER</b> , coded "U," assembly (Mod. 903) ...	1	—	LM	
5X/9031	AS.2755	<b>COVER</b> , assembly ... ..	1	—	C	
9801	10-20 N 9995	<b>SCREW</b> , 4 BA ... ..	4	—	C	EBV4
5X/9028	AS.2747	<b>SOCKET</b> , assembly ... ..	20	—	C	
28W/9419474	SP.15/B	<b>WASHER</b> ... ..	2	—	C	
28W/9419448	AGS.2035/B	<b>WASHER</b> , shakeproof ... ..	4	—	C	
	—	<b>BLOCK</b> , fuse, coded "V," assembly ... ..	1	—	—	
5X/9008	AS.2697	<b>ADAPTER</b> , lug, cable, double tier ...	1	—	C	
6618	10-20 N 4605A	<b>BASE</b> , fuse, assembly ... ..	1	—	C	EBV4
	10-20 N 4879	<b>BASE</b> , bare ... ..	1	LFS.21,	—	EBV4
				23 or 26		
	10-20 N 4889	<b>NUT</b> , 2 BA ... ..	2	S.112	—	EBV4
	10-20 N 4887	<b>NUT</b> , 1/4" BSF ... ..	1	S.113	—	EBV4
	10-20 N 4905ND	<b>PIN</b> , 1/8" dia. x 0.7 long, welding rod ...	3	Brass or Steel	—	EBV4
	10-20 N 4899	<b>SCREW</b> , 2 BA ... ..	2	S.92	—	EBV4
	10-20 N 4897	<b>SCREW</b> , 1/4" BSF ... ..	1	S.92	—	EBV4
		Attachments for 10-20 N 4605A, Base :—				
28D/1214299	AS.1242/5B	Bolt, 4 BA ... ..	2	—	C	

ELECTRICAL INSTALLATIONS

INSTALLATION OF MAIN DISTRIBUTION, CODED "PF"

Ref. No.	Part No.	Description	No. off						Material Specification	Class of Store or L.M.	Plate No.
			1	2	3	4	5	6			
6614	10-20 N 4813A	BASE, fuse, assembly ... ..						1	—	C	EBV4
	10-20 N 4609	BASE, bare ... ..						1	LFS.21, 23 or 26	—	EBV4
	10-20 N 4883	NUT, 1/8" BSF ... ..						1	S.113	—	EBV4
	10-20 N 4885	NUT, 1/8" BSF ... ..						1	S.113	—	EBV4
	10-20 N 4901ND	PIN, 1/16" dia. x 0"9 long, welding rod ...						1	Brass or Steel	—	EBV4
	10-20 N 4895	SCREW, 1/8" BSF ... ..						2	S.92	—	EBV4
		Attachments for 10-20 N 4813A, Base :—									
28D/1013172	AS.1242/5C	Bolt, 2 BA ... ..						2	—	C	
28D/1204937	AS.1242/6C	Bolt, 2 BA ... ..						2	—	C	
	10-20 N 4617	BUS-BAR, under fuses, 8 SWG ... ..						1	BS.1432	—	EBV4
	10-20 N 4651	BUS-BAR, under fuses, and over main bus-bar, 8 SWG						1	BS.1432	—	EBV4
5832	10-20 N 4869	COVER ... ..						1	Fibreglass	C	
		Attachments for 10-20 N 4869, Cover :—									
28D/9128739	AS.1248/1/2B	Bolt, 4 BA ... ..						1	—	C	
28D/13425	AS.1246/16B	Bolt, 4 BA ... ..						1	—	C	
	10-20 N 12569	Tube, distance, 0"5 o/d x 1"50 long						1	LFB.82 or 89	LM	EBV4
28W/9419474	SP.15/B	Washer ... ..						2	—	C	
	10-20 N 4815	INSULATOR ... ..						1	LFS.21, 23 or 26	LM	
	10-20 N 4875	INSULATOR ... ..						1	LFS.21, 23 or 26	LM	
28M/10310	AGS.2002/C/4	NUT, 2 BA (Fit at terminals Nos. 4 and 5) ...						2	—	C	
28M/7002430	AGS.2002/E/1	NUT, 1/4" BSF (Fit at terminal No. 3) ...						1	—	C	
	10-20 N 13179A/ CABLES	CABLES, link, assembly (Mod. 482) ... ..						QR	—	ECC	EBV2
	10-20 N 14899A/ CABLES	CABLES, link, assembly (Mods. 372, 482) ...						QR	—	ECC	EBV2
	10-20 N 8571A/ND	CIRCUIT-BREAKER, assembly (Mod. 372) (Pre Mod. 963)						1	—	—	EBV2
	10-20 N 24167A/ND	CIRCUIT-BREAKER, assembly (Mod. 963) ...						1	—	—	
28D/1007979	AS.1246/1B	BOLT, 4 BA ... ..						4	—	C	
	10-20 N 4597A	BRACKET, mounting, assembly ... ..						1	—	—	EBV4
	10-20 N 4599ND	ANGLE, 20 SWG ... ..						1	L.72	LM	EBV4
	10-20 N 4601ND	BRACKET, bare, 20 SWG ... ..						1	L.72	LM	EBV4
5CY/4520	—	CAP, protecting ... ..						1	—	C	
	—	CIRCUIT-BREAKER, coded "AA" ... .. (See sub-section EBT)						—	—	—	
	—	CIRCUIT-BREAKER, coded "AB" ... .. (See sub-section ECC)						—	—	—	
	—	CIRCUIT-BREAKER, coded "AC" and "AD" (See sub-section EBY)						—	—	—	

**ELECTRICAL INSTALLATIONS**

**INSTALLATION OF MAIN DISTRIBUTION, CODED "PF"**

Ref. No.	Part No.	Description	No. off	Material Specification	Class of Store or L.M	Plate No.
5CY/2564	—	<b>CIRCUIT-BREAKER</b> , Type A6, 45 amp. coded "Z"	1	—	P	EBV2
	10-20 N 14401A	<b>LABEL</b> , "RE-FUELLING . . . GENR," 22 SWG (Mod. 655, Pre Mod. 963)	1	L.72	LM	EBV4
	10-20 N 20795	<b>LABEL</b> , "RADIO . . . GENR," white on black, 22 SWG (Mod. 963)	1	Comml. Alumn.	LM	EBV4
17852	10-20 N 9005	<b>LINK</b> (Fit between terminals AB2 and Z2) ...	1	—	C	EBV5
28M/10287	AGS.2001/B/1	<b>NUT</b> , 4 BA ... ..	4	—	C	
28S/9435647	A44/A4	<b>SCREW</b> , 6 BA ... ..	2	—	C	
28W/9419474	SP.15/B	<b>WASHER</b> , ... ..	2	—	C	
		Attachments for 10-20 N 4691A/ND, 10-20 N 8751A/ND, or 10-20 N 24167A/ND, Circuit-breaker :—				
28D/1007979	AS.1246/1B	Bolt, 4 BA ... ..	4	—	C	
28W/9419474	SP.15/B	Washer ... ..	4	—	C	
	—	<b>CIRCUIT-BREAKER</b> , coded "BA" (See sub-section EBZ)	—	—	—	
	—	<b>INSTALLATION AT RIB "O," CENTRE SECTION</b> (Drg. Nos. 10-20 N 10819, 10-20 N 8457 Pre Mod. 416, 10-20 N 12509A Mod. 416 and 10-20 WC 3585)	1	—	—	
12693	10-20 N 8021	<b>BUS-BAR</b> , flexible, Port ... ..	1	—	C	EBV2 EBV5
12692	10-20 N 8019	<b>BUS-BAR</b> , flexible, Starboard ... ..	1	—	C	EBV2 EBV5
	10-20 N 9/204 Mk. 1	<b>CABLE</b> , coded "GQ.PF-PF.LR.23," assembly ... (Pre Mod. 1015)	1	—	ECC	EBV2
	10-20 N 22461A	<b>CABLE</b> , coded "GQ.PF-PF.LR.23," assembly ... (Mod. 1015)	1	—	ECC	EBV2
	10-20 N 21041A	<b>CABLE</b> , coded "1.LR.PL-PL.FA.R.1," assembly ... (Mod. 1120)	1	—	ECC	EBV3
	—	<b>TERMINAL</b> , coded "GQ," group ... ..	1	—	—	
12696	10-20 N 8619	<b>COVER</b> , terminal, Port (Pre Mod. 1015) ...	1	Fibreglass	C	EBV5
17423	10-20 N 16113	<b>COVER</b> , terminal, Port (Mod. 1015) ...	1	Fibreglass	C	EBV5
17841	10-20 N 8621	<b>COVER</b> , terminal, Starboard ... ..	1	Fibreglass	C	EBV5
12697	10-20 N 8655	<b>NUT</b> , terminal ... ..	2	—	C	EBV5
	10-20 N 4245A	<b>TERMINAL</b> , assembly ... ..	1	—	—	EBV2 EBV5
4251	10-20 N 4239	<b>BUSH</b> ... ..	1	—	C	EBV5
4250	10-20 N 4235	<b>INSULATOR</b> ... ..	1	—	C	EBV5
4253	10-20 N 4237	<b>NUT</b> , locking ... ..	1	—	C	EBV5
28M/10291	AGS.2001/G/1	<b>NUT</b> , $\frac{5}{16}$ " BSF ... ..	2	—	C	
	10-20 N 4259ND	<b>PIN</b> , $\frac{1}{16}$ " dia. x 0".75 long (Make from SP.76/215 Ref. No. 28Q/17202)	1	—	LM	EBV5
	10-20 N 4241ND	<b>PIN</b> , $\frac{1}{16}$ " dia. x 0".9 long (Make from SP.76/215 Ref. No. 28Q/17202)	1	—	LM	EBV5

ELECTRICAL INSTALLATIONS

INSTALLATION OF MAIN DISTRIBUTION, CODED "PF"

Ref. No.	Part No.	Description	No. off						Material Specification	Class of Store or LM	Plate No.
			1	2	3	4	5	6			
4252	10-20 N 4243	STUD ... ..						1	—	C	EBV5
4254	10 N 77	WASHER ... ..						2	—	C	EBV5
		Attachments for 10-20 N 4245A, Terminal —									
28D/1009984	A25/7B	Bolt, 4 BA ... ..						4	—	C	
28M/10287	AGS.2001/B/1	Nut, 4 BA ... ..						4	—	C	
	—	<b>INSTALLATION AT AFT, FORWARD FIRE-WALL IN UPPER ACCESSORY BAY</b> (Drg. Nos, 10-20 N 8457 Pre Mod. 416 and 10-20 N 12509 Mod. 416)						1	—	—	
	—	<b>BLOCK</b> , fuse, coded "LR," group ... ..						1	—	—	
5X/9034	AS.2739	<b>BLOCK</b> , bare, holders, fuse, Type S, 12-way ...						1	—	C	EBV3
5X/9045	AS.2775	<b>BUS-BAR</b> , link commoning, 12-way ... ..						1	—	C	EBV3
	10-20 N 8455A	<b>COVER</b> , coded "LR," assembly (Pre Mod. 416)						1	—	LM	
	10-20 N 21045A	<b>COVER</b> , coded "LR," assembly ... .. (Mods. 1120 and 416)						1	—	LM	
5X/9031	AS.2755	<b>COVER</b> , assembly ... ..						1	—	C	
28M/10287	AGS.2001/B/1	<b>NUT</b> , 4 BA ... ..						1	—	C	
28S/1007817	A32/B24	<b>SCREW</b> , 4 BA ... ..						2	—	C	
9801	10-20 N 9995	<b>SCREW</b> , 4 BA (Pre Mod. 416) ... ..						11	—	C	EBV5
9801	10-20 N 9995	<b>SCREW</b> , 4 BA (Mods. 1120 and 416) ... ..						10	—	C	EBV5
5X/9028	AS.2747	<b>SOCKET</b> , assembly (Pre Mod. 416) ... ..						13	—	C	
5X/9028	AS.2747	<b>SOCKET</b> , assembly (Mods. 1120 and 416) ...						14	—	C	
28W/9419465	SP.13/B	<b>WASHER</b> ... ..						1	—	C	
28W/9419448	AGS.2035/B	<b>WASHER</b> , shakeproof (Pre Mod. 416) ... ..						11	—	C	
28W/9419448	AGS.2035/B	<b>WASHER</b> , shakeproof (Mods. 1120 and 416) ...						10	—	C	
28W/1200328	AGS.2037/B	<b>WASHER</b> , shakeproof ... ..						1	—	C	
	—	<b>INSTALLATION AT PORT WING DECK PANEL, CODED "FA"</b> (Drg. No. 10-20 N 13301A Mod. 482)						1	—	—	
	—	<b>BASE</b> , fuse, coded "AB" group (Mod. 963) ...						1	—	—	
19339	10-20 N 20521A	<b>BASE</b> , fuse, assembly ... ..						1	—	C	EBV6
		Attachments for 10-20 N 20521A, Base —									
28S/9992521	A33/B24	Screw, 4 BA ... ..						2	—	C	
	10-20 N 23929A	<b>BRACKET</b> , support, fuse base mounting plate, L.H., assembly						1	—	—	EBV6
	10-20 N 23927ND	<b>BRACKET</b> , support, bare, 20 SWG ... ..						1	L.72	LM	EBV6
28M/13774	AGS.2019/B/1	<b>NUT</b> , anchor, 4 BA ... ..						4	—	C	
		Attachments for 10-20 N 23929A, Bracket —									
28D/9137408	AS.1246/1B	Bolt, 4 BA ... ..						2	—	C	
28W/9419474	SP.15/B	Washer ... ..						2	—	C	
	10-20 N 22887A	<b>BRACKET</b> , support, fuse base mounting plate, R.H., assembly						1	—	—	EBV6
	10-20 N 22885ND	<b>BRACKET</b> , support, bare, 20 SWG ... ..						1	L.72	LM	EBV6
28M/13774	AGS.2019/B/1	<b>NUT</b> , anchor, 4 BA ... ..						2	—	C	
19340	10-20 N 20525A	<b>COVER</b> , fuse base, assembly ... ..						1	—	C	EBV6
	10-20 N 20523	<b>INSULATOR</b> , between fuse base and mounting plate						1	LFS.21, 23 or 26	LM	EBV6
28M/10327	AGS.2002/B/1	<b>NUT</b> , 4BA, securing fuse ... ..						2	—	C	

INSTALLATION OF MAIN DISTRIBUTION, CODED "PF"

Ref. No.	Part No.	Description	No. off						Material Specification	Class of Store or L.M	Plate No.
			1	2	3	4	5	6			
	10-20 N 20747A	<b>PLATE</b> , mounting, fuse base, assembly ...						1	—	—	EBV6
	10-20 N 20785	<b>LABEL</b> , fuse ident., "REFUELLING NOR-MAL," white on black, 22 SWG						1	Comml. Alumn.	LM	EBV6
28M/9434251	AGS.2008/B/1	<b>NUT</b> , anchor, 4 BA ...						3	—	C	
28M/13774	AGS.2019/B/1	<b>NUT</b> , anchor, 4 BA ...						1	—	C	
	10-20 N 20749ND	<b>PLATE</b> , mounting bare, 20 SWG ...						1	L.72	LM	EBV6
		Attachments for 10-20 N 20747A, Plate:—									
28D/9137408	AS.1246/1/3B	Bolt, 4 BA ...						4	—	C	
28W/9419474	SP.15/B	Washer ...						4	—	C	
28W/9419465	SP.13/B	<b>WASHER</b> , under nuts securing fuse ...						2	—	C	
	—	<b>BLOCK</b> , fuse, coded "T" and "U," group						1	—	—	
5X/9008	AS.2697	<b>ADAPTER</b> , lug, cable, double tier ...						2	—	C	
		(Pre Mod. 1015)									
5X/9008	AS.2697	<b>ADAPTER</b> , lug, cable, double tier (Mod. 1015)						1	—	C	
6614	10-20 N 4813A	<b>BASE</b> , fuse, assembly ...						2	—	C	EBV4
	10-20 N 4609	<b>BASE</b> , bare ...						1	LFS.21, 23 or 26	—	EBV4
	10-20 N 4883	<b>NUT</b> , $\frac{3}{16}$ " BSF ...						1	S.113	—	EBV4
	10-20 N 4885	<b>NUT</b> , $\frac{3}{16}$ " BSF ...						1	S.113	—	EBV4
	10-20 N 4901ND	<b>PIN</b> , $\frac{1}{16}$ " dia. x 0".9 long, welding rod ...						2	Brass or Steel	—	EBV4
	10-20 N 4895	<b>SCREW</b> , $\frac{3}{16}$ " BSF ...						2	S.92	—	
		Attachments for 10-20 N 4813A, Base:—									
28D/1013172	AS.1242/5C	Bolt, 2 BA ...						2	—	C	
	10-20 N 4615A	<b>BUS-BAR</b> , under fuses, assembly ...						1	—	—	EBV5
12225	10-20 N 8593	<b>COVER</b> , fuse block and bus-bar, assembly ...						1	Fibreglass	C	EBV5
		Attachments for 10-20 N 8593, Cover:—									
28D/9128739	AS.1248/1/3B	Bolt, 4 BA ...						2	—	C	
28W/9419474	SP.15/B	Washer ...						2	—	C	
	10-20 N 4815	<b>INSULATOR</b> ...						2	LFS.21, 23 or 26	LM	EBV5
	—	<b>BLOCK</b> , fuse, coded "V," group ...						1	—	—	
5X/9034	AS.2739	<b>BLOCK</b> , bare, holders fuse, Type S, 12-way						1	—	C	EBV3
28D/9130082	AS.1246/3B	<b>BOLT</b> , 4 BA ...						2	—	C	
5X/9035	AS.2765	<b>BUS-BAR</b> , link commoning, 2-way ...						1	—	C	EBV3
5X/9036	AS.2766	<b>BUS-BAR</b> , link commoning, 3-way ...						1	—	C	EBV3
5X/9037	AS.2767	<b>BUS-BAR</b> , link commoning, 4-way ...						1	—	C	EBV3
	10-20 N 15727A	<b>COVER</b> , coded "V," assembly (Mod. 903) ...						1	—	LM	
5X/9031	AS.2755	<b>COVER</b> , assembly ...						1	—	C	
9801	10-20 N 9995	<b>SCREW</b> , 4 BA ...						6	—	C	EBV4
5X/9028	AS.2747	<b>SOCKET</b> , assembly ...						18	—	C	
28W/9419474	SP.15/B	<b>WASHER</b> ...						2	—	C	
28W/9419448	AGS.2035/B	<b>WASHER</b> , shakeproof ...						6	—	C	

ELECTRICAL INSTALLATIONS

INSTALLATION OF MAIN DISTRIBUTION, CODED "PF"

Ref. No.	Part No.	Description	No. off	Material Specification	Class of Store or L.M.	Plate No.
		<b>BLOCK</b> , fuse, coded "W," group ... ..	1	—	—	
5X/9034	AS.2739	<b>BLOCK</b> , bare, holders fuse, Type S, 12-way...	1	—	C	EBV3
28D/9130082	AS.1246/3B	<b>BOLT</b> , 4 BA ... ..	2	—	C	
5X/9045	AS.2775	<b>BUS-BAR</b> , link commoning, 12-way ... ..	1	—	C	EBV3
	10-20 N 15729A	<b>COVER</b> , coded "W," assembly (Mod. 903) ...	1	—	LM	
5X/9031	AS.2755	<b>COVER</b> , assembly ... ..	1	—	C	
9801	10-20 N 9995	<b>SCREW</b> , 4 BA (Pre Mod. 963) ... ..	11	—	C	EBV4
5X/9028	AS.2747	<b>SOCKET</b> , assembly (Mod. 963) ... ..	14	—	C	
5X/9028	AS.2747	<b>SOCKET</b> , assembly (Pre Mod. 963) ... ..	13	—	C	
9801	10-20 N 9995	<b>SCREW</b> , 4 BA (Mod. 963) ... ..	10	—	C	EBV4
28W/9419474	SP.15/B	<b>WASHER</b> ... ..	2	—	C	
28W/9419448	AGS.2035/B	<b>WASHER</b> , shakeproof (Pre Mod. 963) ...	11	—	C	
28W/9419448	AGS.2035/B	<b>WASHER</b> , shakeproof (Mod. 963) ... ..	10	—	C	
	10-20 N 13625A/ CABLES	<b>CABLES</b> , link, assembly (Mod. 482) ... ..	QR	—	ECC	EBV3
	10-20 N 13521A/ CABLES	<b>CABLES</b> , link, assembly (Mod. 482) ... ..	QR	—	ECC	EBV3
	10-20 N 4597A	<b>BRACKET</b> , mounting, assembly ... ..	1	—	—	EBV4
	10-20 N 4599ND	<b>ANGLE</b> , 20 SWG ... ..	2	L.72	LM	EBV4
	10-20 N 4601ND	<b>BRACKET</b> , bare, 20 SWG ... ..	1	L.72	LM	EBV4
5CY/4520	—	<b>CAP</b> , protecting ... ..	1	—	—	
5CY/2564	—	<b>CIRCUIT-BREAKER</b> , Type A6, 45 amp., coded "AC"	1	—	P	EBV3
	—	<b>CIRCUIT-BREAKER</b> , coded "AD" ... .. (See sub-section EBT)	—	—	—	
	—	<b>CIRCUIT-BREAKER</b> , coded "AE" ... .. (See sub-section EAD)	—	—	—	
	—	<b>CIRCUIT-BREAKER</b> , coded "AF" and "AN" ... (See sub-section BA)	—	—	—	
	10-20 N 8875	<b>LABEL</b> ... ..	1	Comm. Alumn.	LM	EBV5
28S/9435647	A44/A4	<b>SCREW</b> , 6 BA ... ..	2	—	C	
28W/9419474	SP.15/B	<b>WASHER</b> ... ..	2	—	C	
	10-20 N 8563A/ND	<b>CIRCUIT-BREAKER</b> , assembly ... .. (Mod. 1280, Pre Mod. 963)	1	—	—	EBV3
	10-20 N 24181A/ND	<b>CIRCUIT-BREAKER</b> , assembly (Mod. 963) ...	1	—	—	
28D/1007979	AS.1246/1B	<b>BOLT</b> , 4 BA ... ..	2	—	C	
	10-20 N 23651A	<b>BRACKET</b> , mounting, assembly ... ..	1	—	LM	EBV4
	10-20 N 4599ND	<b>ANGLE</b> , 20 SWG ... ..	2	L.72	LM	EBV4
	10-20 N 23701ND	<b>BRACKET</b> , bare, 20 SWG ... ..	1	L.72	LM	EBV4
5CY/4520	—	<b>CAP</b> , protecting ... ..	1	—	C	
	—	<b>CIRCUIT-BREAKER</b> , coded "AB" ... .. (See sub-section EBY)	—	—	—	
5CY/2564	—	<b>CIRCUIT-BREAKER</b> , Type A6, 45 amp., coded "AC"	1	—	P	EBV3
	—	<b>CIRCUIT-BREAKER</b> , coded "AD" ... .. (See sub-section EBT)	—	—	—	
	—	<b>CIRCUIT-BREAKER</b> , coded "AE" ... .. (See sub-section EAD)	—	—	—	

**ELECTRICAL INSTALLATIONS**

**INSTALLATION OF MAIN DISTRIBUTION, CODED "PF"**

Ref. No.	Part No.	Description	No. off	Material Specification	Class of Store or L.M	Plate No.
	—	<b>CIRCUIT-BREAKER</b> , coded "AU" ... .. (See sub-section BA)	—	—	—	
	10-20 N 23209	<b>LABEL</b> , "BULL-PUP . . . NORMAL" 22 SWG (Pre Mod. 963)	1	L.72	LM	EBV5
	10-20 N 20799	<b>LABEL</b> , "BULL PUP . . . GENR.," White on black, 22 SWG (Mod. 963)	1	Comm. Alumn.	LM	EBV5
28M/10287	AGS.2001/B/1 10 N 1955	<b>NUT</b> , 4 BA... ..	2	—	C	
		<b>PLATE</b> , blanking, 24 SWG (Mod. 963)	1	Comm. Alumn.	LM	EBV4
28S/9435647 28W/9419474	A44/A4 SP.15/B	<b>SCREW</b> , 6 BA ... ..	2	—	C	
		<b>WASHER</b> ... ..	4	—	C	
		Attachments for 10-20 N 8563A/ND, Circuit- breaker: —				
28D/1007979 28W/9419474	AS.1246/1B SP.15/B	<b>Bolt</b> , 4 BA ... ..	4	—	C	
		<b>Washer</b> ... ..	4	—	C	
	10-20 N 8551A/ND	<b>CIRCUIT-BREAKER</b> , assembly (Mod. 7) ...	1	—	—	EBV3
14872	10-20 N 6555A	<b>BRACKET</b> , assembly ... ..	1	—	C	EBV5
	10-20 N 6809ND	<b>BRACKET</b> , bare, 20 SWG ... ..	1	L.72	LM	EBV5
5CY/4520	—	<b>CAP</b> , protecting ... ..	1	—	C	
5CY/2561	—	<b>CIRCUIT-BREAKER</b> , Type A3, 15 amp. coded "AF"	1	—	P	EBV3
	—	<b>CIRCUIT-BREAKER</b> , coded "AS" ... .. (See sub-section ECG)	—	—	—	
	10-22 N 947	<b>LABEL</b> , 18 SWG (Mod. 1120) ... ..	1	Comm. Alumn.	LM	EBV5
28M/10287	AGS.2001/B/1 10 N 1955	<b>NUT</b> , 4 BA... ..	2	—	C	
		<b>PLATE</b> , blanking, 24 SWG ... ..	1	Comm. Alumn.	LM	EBV4
28S/9435647 28S/14005 28W/9419474	A44/A4 A32/B14 SP.15/B	<b>SCREW</b> , 6 BA ... ..	2	—	C	
		<b>SCREW</b> , 4 BA ... ..	2	—	C	
		<b>WASHER</b> ... ..	4	—	C	
		Attachments for 10-20 N 8551A/ND, Circuit- breaker: —				
28D/1007979 28W/9419474	AS.1246/1B SP.15/B	<b>Bolt</b> , 4 BA ... ..	4	—	C	
		<b>Washer</b> ... ..	4	—	C	



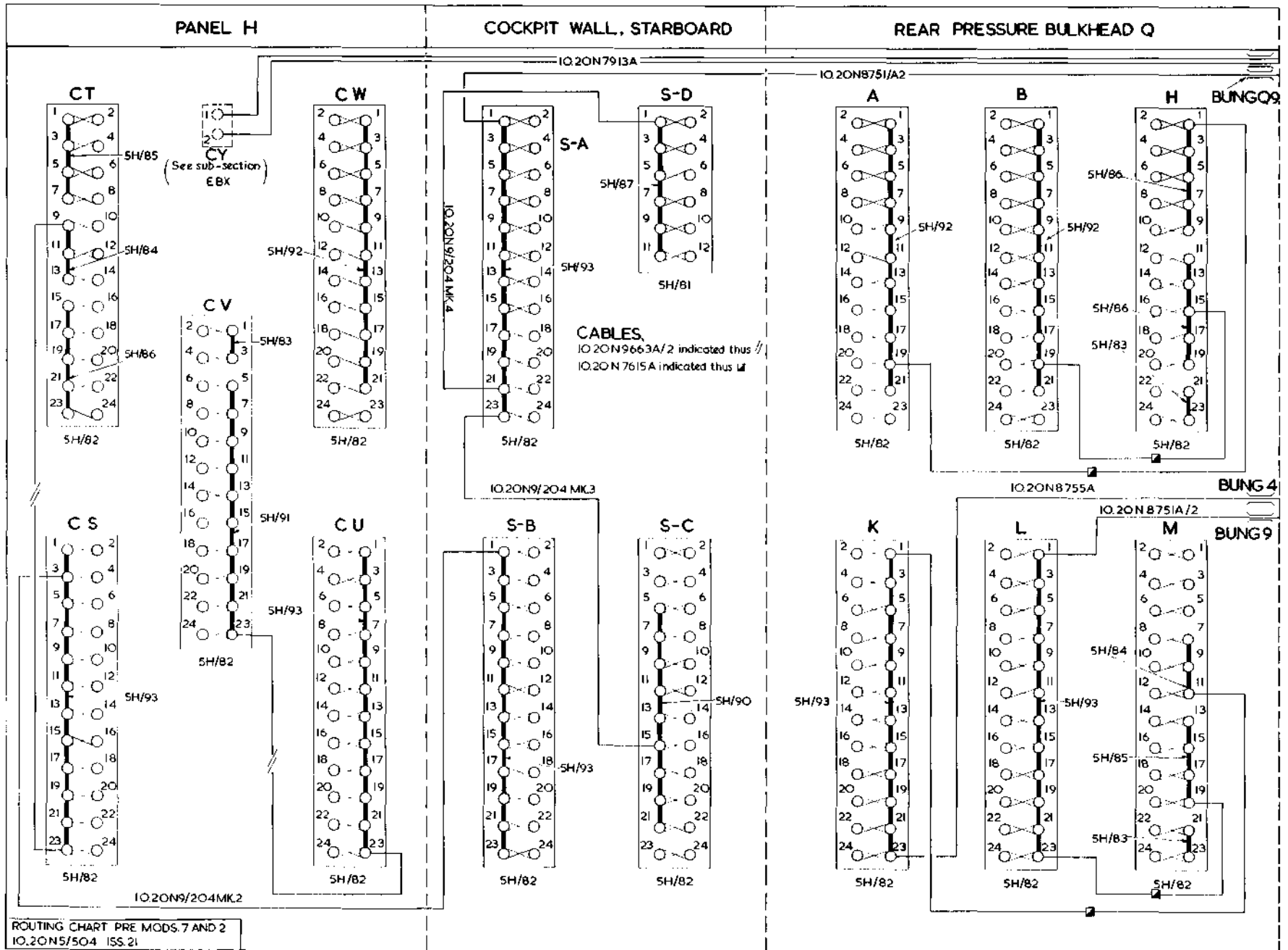
EBV.1

# ELECTRICAL INSTALLATION

MAIN DISTRIBUTION

CODED PF

EBV.1  
[AL 53]

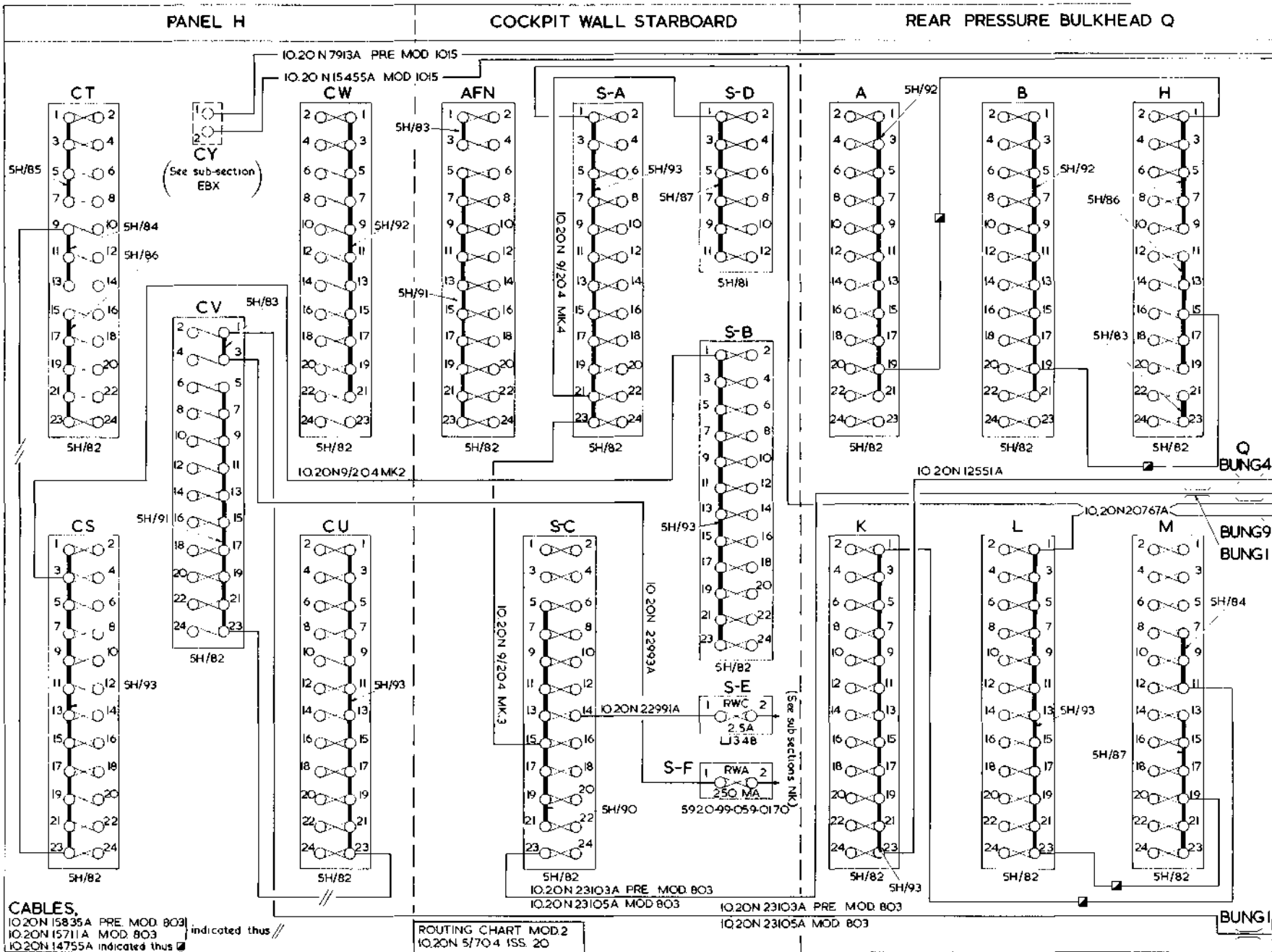


RESTRICTED

RESTRICTED

See Vixen Mk. 1

Plate EBVI



**CABLES.**  
 IO.20N 15835A PRE MOD 803 indicated thus //  
 IO.20N 15711A MOD 803 indicated thus //  
 IO.20N 14755A indicated thus ■

**ROUTING CHART MOD.2**  
 IO.20N 51704 ISS. 20

IO.20N 23103A PRE MOD 803  
 IO.20N 23105A MOD 803

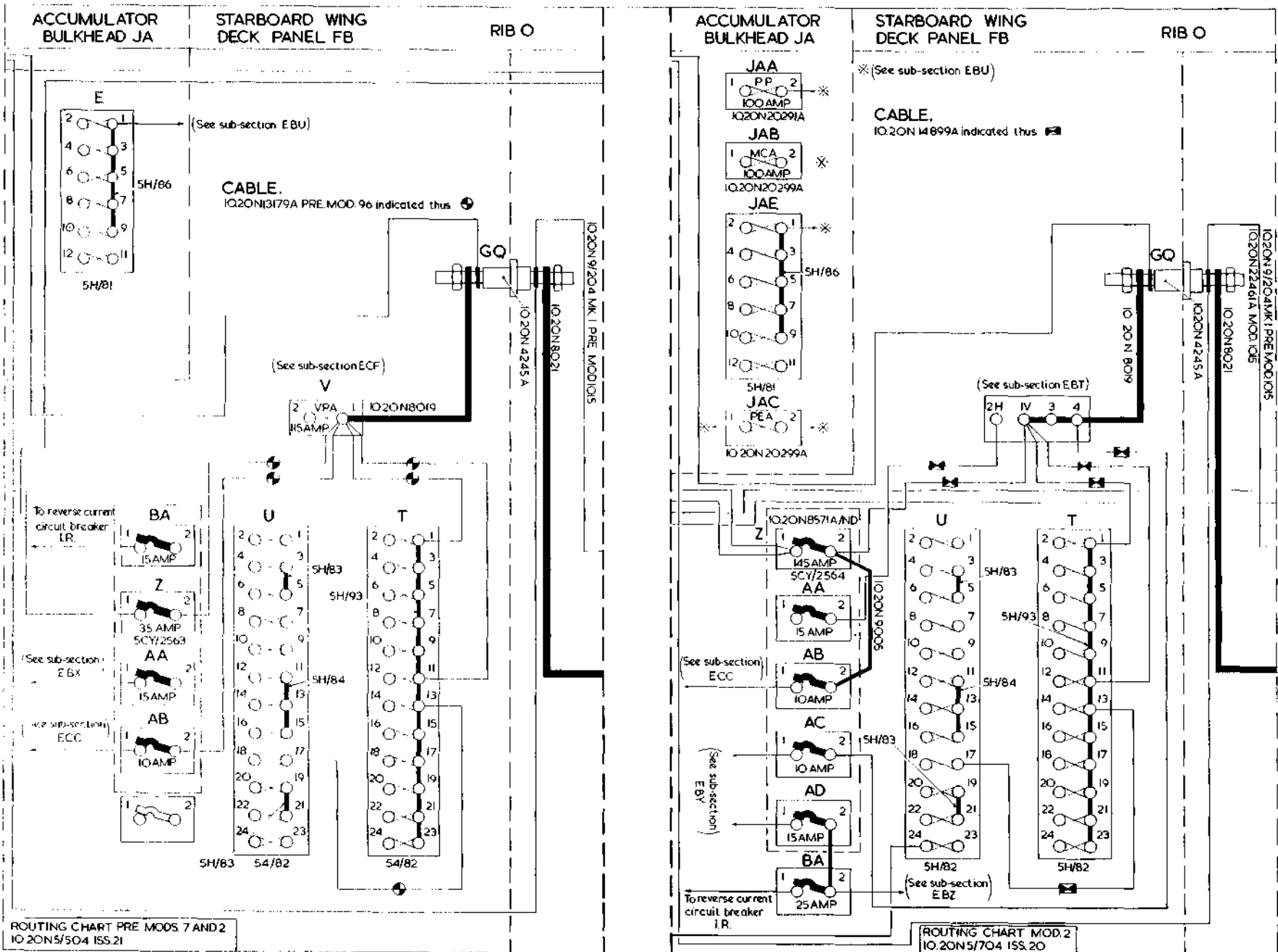
BUNG1

EBVIA [L 83]

# ELECTRICAL INSTALLATION MAIN DISTRIBUTION CODED PF

RESTRICTED

EBVIA



ROUTING CHART PRE MODS 7 AND 2  
IO 2ON5/504 ISS.21

ROUTING CHART MOD.2  
IO 2ON5/704 ISS.20

EBV. 2

# ELECTRICAL INSTALLATION MAIN DISTRIBUTION

EBV. 2  
[A.153]

RESTRICTED

EBV.3

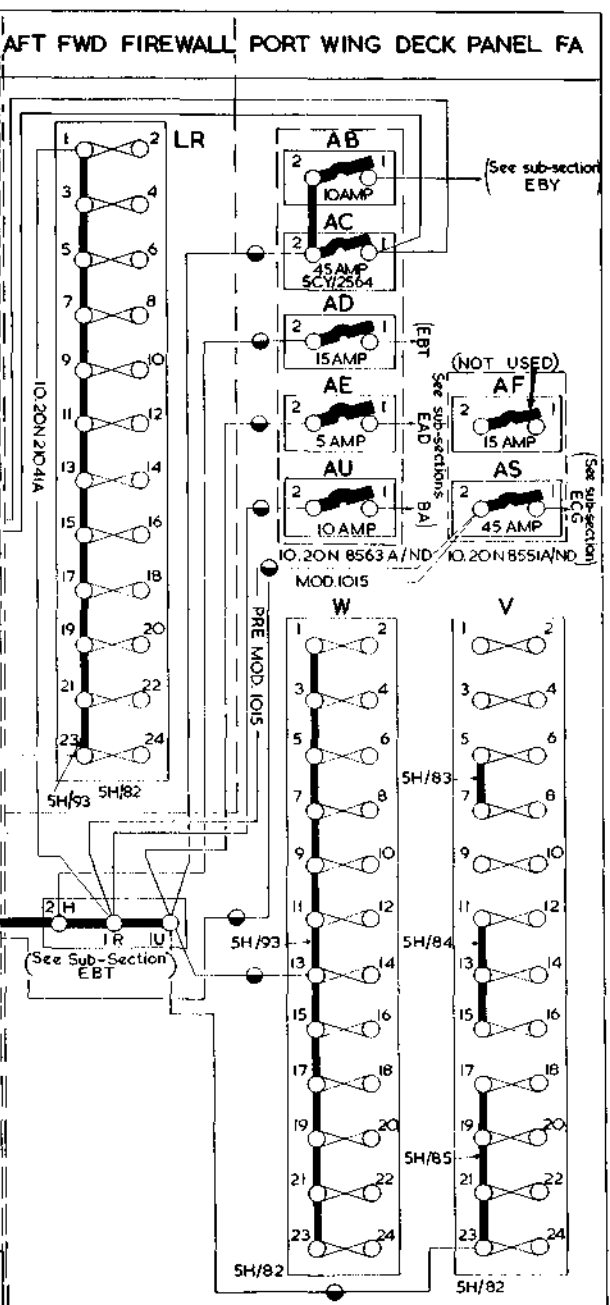

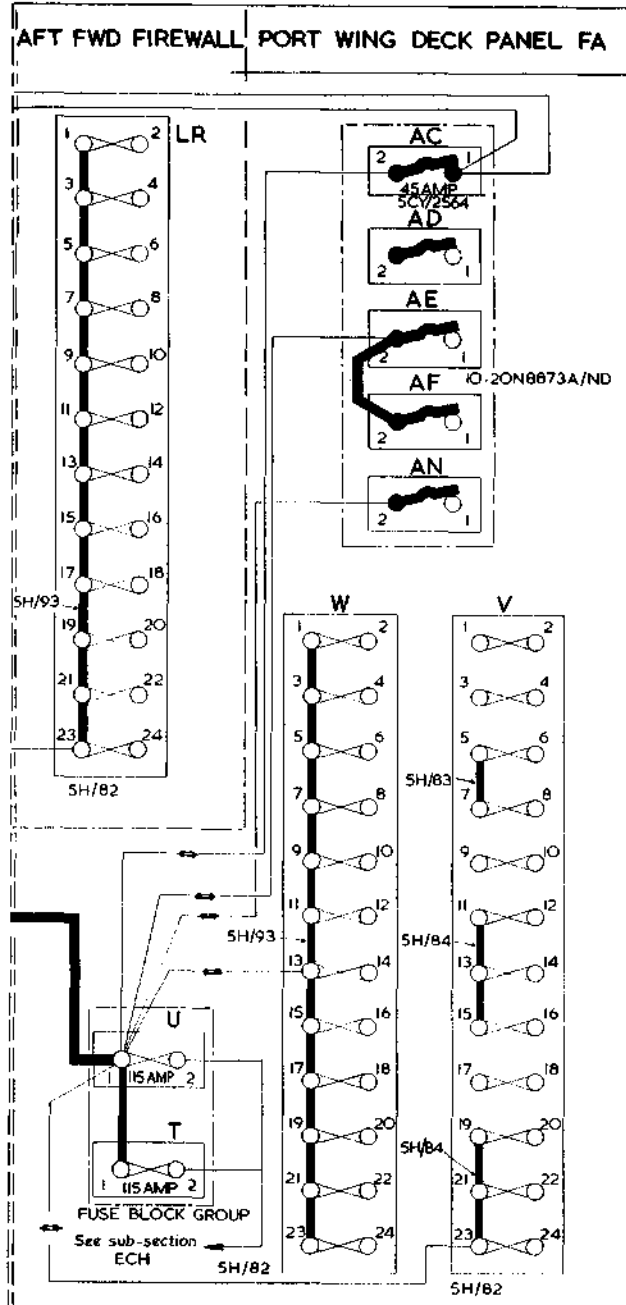
# ELECTRICAL INSTALLATION

EBV.3

MAIN DISTRIBUTION  
CODED PF

RESTRICTED

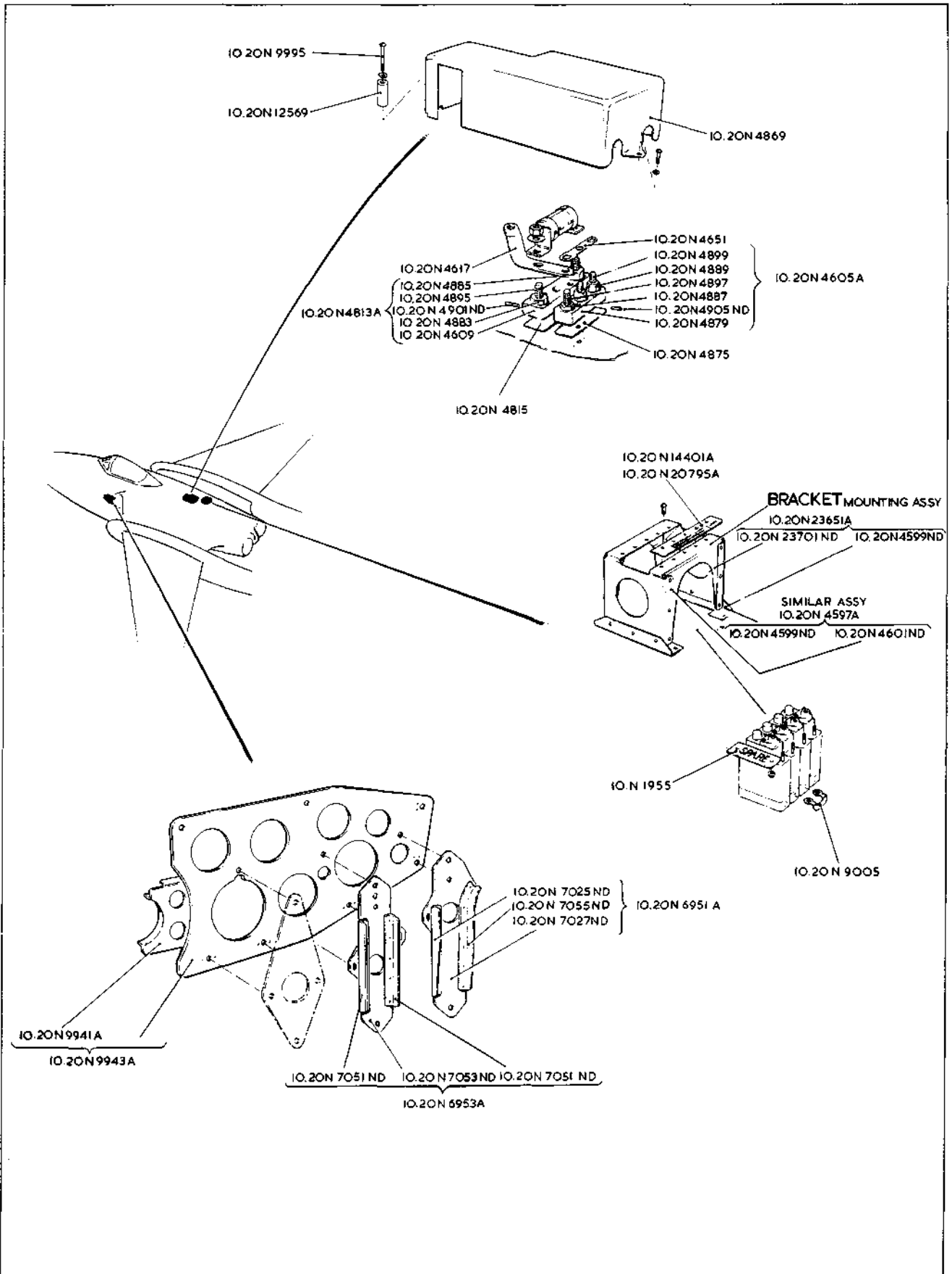
[All 54]



See Vixen Mk. 1

RESTRICTED

Plate EBV.3

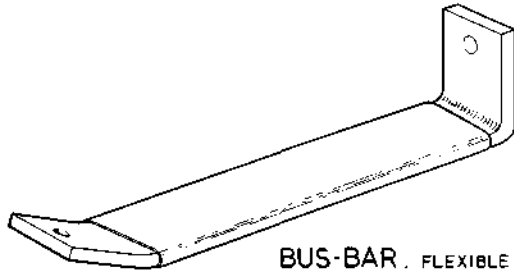


EBV.4

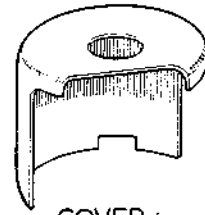
**ELECTRICAL INSTALLATION**  
**MAIN DISTRIBUTION**  
**CODED PF.**

EBV.4

[AL70]



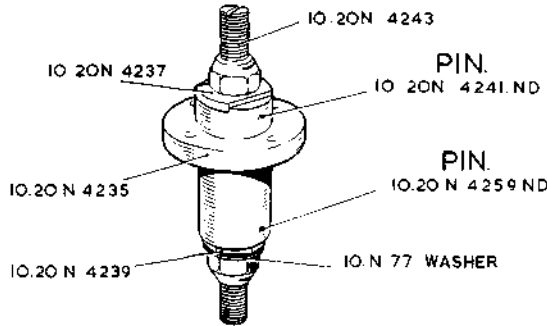
BUS-BAR, FLEXIBLE (PORT)  
IO.20 N 8021  
IO.20N8019 (STARBOARD SIMILAR )



COVER (PORT)  
IO.20N8619 PRE MOD. IO15  
IO.20N16113 MOD. IO15  
IO.20N8621 (STARBOARD SIMILAR)



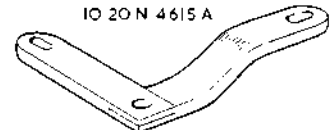
NUT, TERMINAL  
IO.20 N 8655



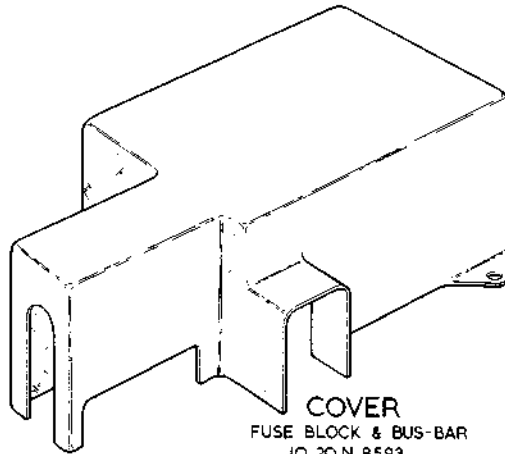
TERMINAL  
IO.20 N 4245 A



INSULATOR  
IO.20 N 4815



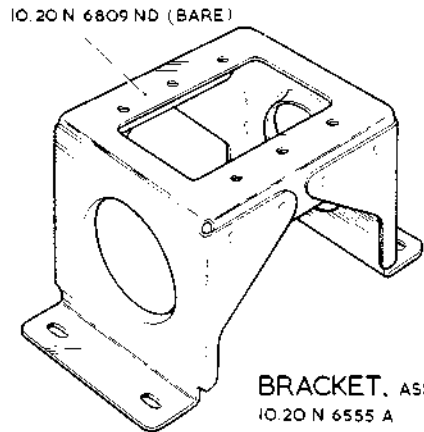
BUS-BAR



COVER  
FUSE BLOCK & BUS-BAR  
IO.20 N 8593



LABEL  
IO.20 N 8875  
IO.20 N ~~8575~~ SIMILAR (A2 Mod 963) ALL  
23209  
10-20N20709 (MOD 963) 54



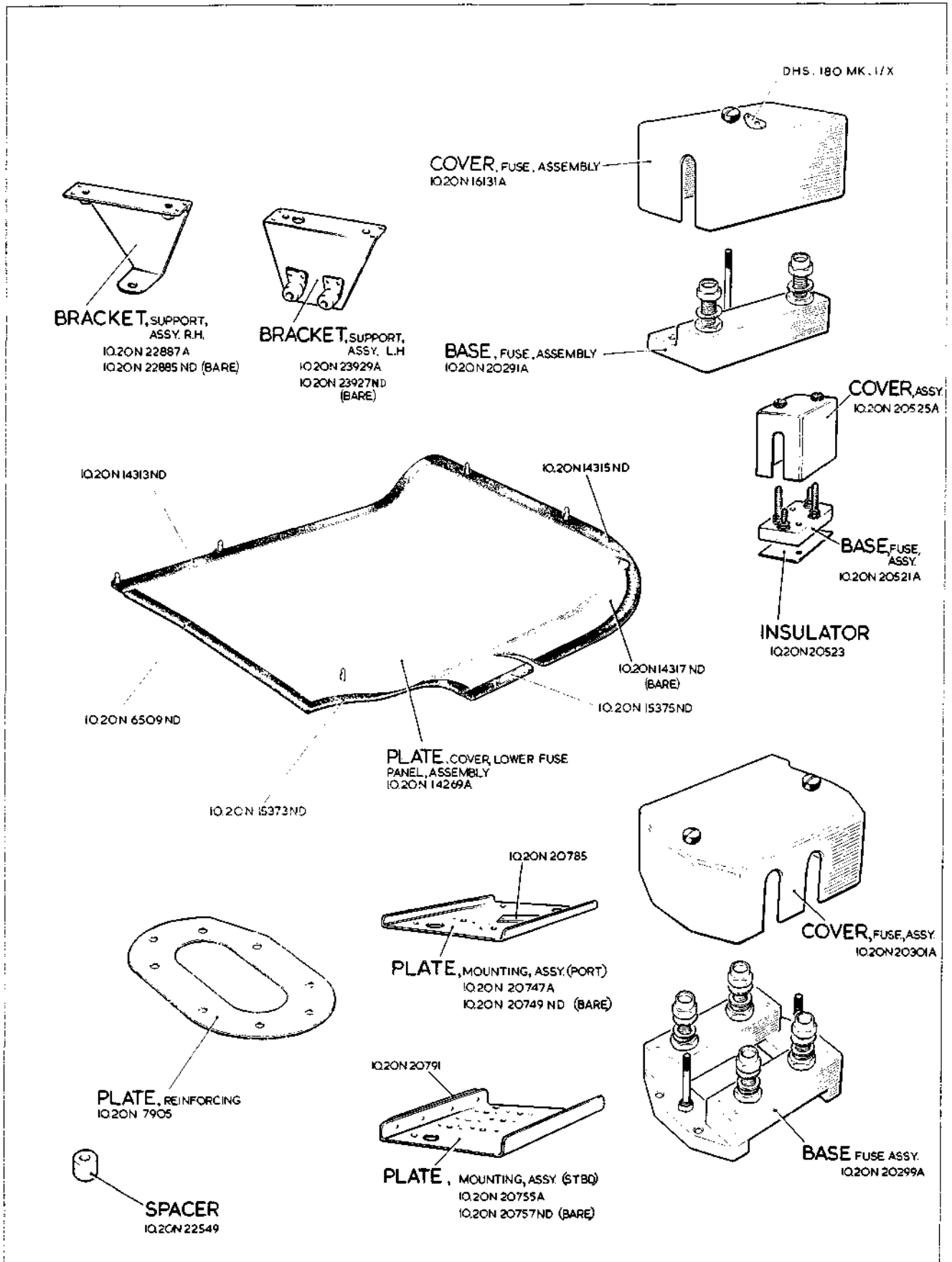
BRACKET, ASSY.  
IO.20 N 6555 A



LABEL  
~~IO.20 N 8577~~  
IO.22N947 SIMILAR



LINK,  
CIRCUIT BREAKER  
IO.20 N 9005



EBV.6

**ELECTRICAL INSTALLATION**  
**MAIN DISTRIBUTION**  
**CODED PF**

EBV. 6  
[AL. 60]

This file was downloaded from the RTFM Library.  
Link: [www.scottbouch.com/rtfm](http://www.scottbouch.com/rtfm)

Please see site for usage terms, and more aircraft documents.

