

**ELECTRICAL INSTALLATIONS  
INSTALLATION OF PRESSURE RE-FUELLING SYSTEM,  
CODED "QT" (PRE MOD. 2)**

| Ref. No.         | Part No.            | Description   | No. off | Material Specification | Class of Store or L.M | Plate No. |
|------------------|---------------------|---|---------|------------------------|-----------------------|-----------|
|                  |                     |   |         |                        |                       |           |
|                  | —                   | <b>INSTALLATION OF PRESSURE RE-FUELLING SYSTEM, CODED "QT" (Pre Mod. 2)</b>   | 1       | —                      | —                     |           |
|                  | —                   | <b>INSTALLATION AT STARBOARD EXTENSION WING AND OUTBOARD PYLON (Drg. Nos. 10-20 N 2207, 10-20 N 2275, 10-20 N 5908, 10-20 N 13894 S.O.O., 10-20 P 2743 and 10-20 WE 3351)</b> | 1       | —                      | —                     |           |
|                  | DHS.456/20          | <b>BLOCK</b> , terminal, coded "XG." group ... ..   | 1       | —                      | —                     |           |
|                  |                     | <b>BLOCK</b> , terminal, 20-way, assembly ... ..<br>(For breakdown see DHS. Data Sheet)   | 1       | —                      | —                     | EBY1      |
| 5940-99-100-4082 | PLESSEY Z.50210     | <b>LINK</b> , terminal connecting, 2-way ... ..   | 2       | —                      | C                     | EBY1      |
| 28S/1011488      | A32/B28             | <b>SCREW</b> , 4 BA ... ..  | 2       | —                      | C                     |           |
| 28W/9419401      | SP.10/B             | <b>WASHER</b> ... ..  | 2       | —                      | C                     |           |
|                  | DHS.456/20          | <b>BLOCK</b> , terminal, coded "XN-A." group ... ..   | 1       | —                      | —                     |           |
|                  |                     | <b>BLOCK</b> , terminal, 20-way, assembly ... ..<br>(For breakdown see DHS. Data Sheet)   | 1       | —                      | —                     | EBY1      |
| 28D/12690        | AS.1246/5B          | <b>BOLT</b> , 4 BA ... ..   | 2       | —                      | C                     |           |
| 5940-99-100-4082 | PLESSEY Z.50210     | <b>LINK</b> , terminal connecting, 2-way ... ..   | 2       | —                      | C                     | EBY1      |
|                  | 10-20 N 9/112 Mk. 1 | <b>CABLE</b> , coded "2.XN.A.QTD-QTD.XG.9," assembly  | 1       | —                      | ECC                   | EBY1      |
|                  | 10-20 N 9/112 Mk. 2 | <b>CABLE</b> , coded "6.XN.A.QTD-QTD.XG.4," assembly  | 1       | —                      | ECC                   | EBY1      |
|                  | 10-20 N 2099A/2     | <b>CABLE</b> , coded "SH1," assembly (For cables circuit coded "QT")  | 1       | —                      | ECC                   | EBY1      |
|                  | 10-20 N 10485A/1    | <b>CABLE</b> , coded "VM1-XH1," assembly (For cables circuit coded "QT")  | 1       | —                      | ECC                   | EBY1      |
|                  | 10-20 N 2125A       | <b>CABLE</b> , coded "XA," assembly ... ..  | 1       | —                      | ECC                   | EBY1      |
|                  | 10-20 N 2121A       | <b>CABLE</b> , coded "XD," assembly ... ..  | 1       | —                      | ECC                   | EBY1      |
|                  | 10-20 N 2577A/2     | <b>CABLE</b> , coded "XJ1," assembly (For cables circuit coded "QT")  | 1       | —                      | ECC                   | EBY1      |
|                  | 10-20 N 2211A       | <b>CABLE</b> , coded "XM," assembly ... ..  | 1       | —                      | ECC                   | EBY1      |
|                  | 10-20 N 2213A       | <b>CABLE</b> , coded "XT," assembly ... ..  | 1       | —                      | ECC                   | EBY1      |
|                  | 10-20 P 2751A       | <b>CABLE</b> , and hose, re-fuelling valve, drop tank, Starboard, assembly  | 1       | —                      | —                     | EBY1      |
|                  | 10-20 P 2759A       | <b>CABLE</b> , and hose, transfer valve, No. 3 tank, Starboard, assembly  | 1       | —                      | —                     | EBY1      |
|                  | 10-20 P 2763A       | <b>CABLE</b> , and hose, transfer valve, No. 4 tank, Starboard, assembly  | 1       | —                      | —                     | EBY1      |
|                  | 10-20 N 13891A      | <b>CABLE</b> , pylon, coded "XJ1," "XJ2," "XK1," "XK2," "YP1," "YR1," "YY," assembly (Mod. 5033) (Special Order Only) (For cables circuit coded "QT")                         | 1       | —                      | ECC                   | EBY1      |
|                  |                     | Attachments for 10-20 N 13891A, Cable:— (at butt connector end)   |         |                        |                       |           |
|                  | 9719                | 10-20 N 8597 Bolt, front, short, shouldered, 6 BA ... ..  | 2       | S.96                   | C                     | EBY7      |
|                  | 9715                | 10-20 N 8599 Bolt, rear, long, shouldered, 6 BA ... ..  | 2       | S.96                   | C                     | EBY7      |
|                  | 9716                | 10-20 N 8601 Collar, for springs ... ..   | 4       | S.96                   | C                     | EBY7      |
| 28M/10286        | AGS.2001/A/1        | Nut, 6 BA ... ..  | 4       | —                      | C                     |           |
|                  | 9717                | 10-20 N 8491 Spring, front, short ... ..  | 2       | DTD.215                | C                     | EBY7      |
|                  | 9718                | 10-20 N 8493 Spring, rear, long ... ..  | 2       | DTD.215                | C                     | EBY7      |

**ELECTRICAL INSTALLATIONS  
INSTALLATION OF PRESSURE RE-FUELLING SYSTEM,  
CODED "QT" (PRE MOD. 2)**

| Ref. No.      | Part No.                  | Description  | No. off | Material Specification | Class of Store or L.M | Place No. |
|---------------|---------------------------|--|---------|------------------------|-----------------------|-----------|
|               |                           |  |         |                        |                       |           |
|               |                           | <b>CLIPS</b> , securing cables on rib No. 4A, group                                      | 1       | —                      | —                     |           |
| 28E/9436947   | AS.3180/4B                | <b>CLIP</b> , "P" ... ..   | 4       | —                      | C                     |           |
| 28E/14039     | AS.3180/6B                | <b>CLIP</b> , "P" ... ..   | 1       | —                      | C                     |           |
| 28E/14040     | AS.3180/7B                | <b>CLIP</b> , "P" ... ..   | 2       | —                      | C                     |           |
| 28S/14005     | A32/B14                   | <b>SCREW</b> , 4 BA ... ..   | 7       | —                      | C                     |           |
|               | FLIGHT<br>REFUELLING LTD. |  |         |                        |                       |           |
| 5CW/8428      | C.3504100/179             | <b>SWITCH</b> , float, Mk. 4, series 179, tank No. 3,<br>coded "XD" and "XM" (Mod. 1111) | 2       | —                      | —                     | EBY1      |
|               | FLIGHT<br>REFUELLING LTD. |  |         |                        |                       |           |
| 5CW/8428      | C.3504100/179             | <b>SWITCH</b> , float, Mk. 4, series 179, tank No. 4,<br>coded "XA" and "XT" (Mod. 1111) | 2       | —                      | —                     | EBY1      |
|               |                           | Attachments for C.3504100/179, Switch :—   |         |                        |                       |           |
| 28D/12533     | A25/5C                    | Bolt, 2 BA ... ..  | 7       | —                      | C                     |           |
| 28D/12542     | A25/5E                    | Bolt, 1/2" BSF ... ..  | 1       | —                      | C                     |           |
| 26D/4256 3567 | DHS.402/C                 | Seal, bonded ... ..  | 7       | —                      | C                     | EBY8      |
| 26DL/5611     | DHS.402/E                 | Seal, bonded ... ..  | 1       | —                      | C                     | EBY8      |
| 6254          | 10-20 P 3131A             | Washer, sealing, bonded, assembly ... ..   | 1       | —                      | C                     | EBY8      |
|               |                           | <b>TERMINAL</b> , earth, station 14, coded "A," group                                    | 1       | —                      | —                     |           |
| 10-20 N 2301  |                           | <b>TAG</b> , corrosion, 20 SWG ... ..  | 1       | L.16                   | LM                    | EBY8      |
| 6608          | 10-20 N 2295A             | <b>TERMINAL</b> , earth, 45°, assembly ... ..  | 1       | —                      | C                     | EBY1      |
|               |                           |  |         |                        |                       | EBY8      |
|               | 10-20 N 2297A             | <b>BRACKET</b> , assembly ... ..   | 1       | —                      | LM                    | EBY8      |
|               | DHS.436ND                 | <b>PLATE</b> , doubling, 14 SWG ... ..   | 1       | BS.265                 | LM                    | EBY8      |
|               | 10-20 N 2299ND            | <b>PLATE</b> , terminal, 16 SWG ... ..   | 1       | BS.265                 | LM                    | EBY8      |
| 26DV/11786    | AS.2751                   | <b>CIRCLIP</b> ... ..  | 4       | —                      | C                     | EBY8      |
| 12687         | DHS.379/1                 | <b>LABEL</b> , half ... ..   | 1       | BS.265                 | C                     | EBY8      |
| 12688         | DHS.379/2                 | <b>LABEL</b> , half ... ..   | 1       | BS.265                 | C                     | EBY8      |
| 26DV/11785    | AS.2749                   | <b>SOCKET</b> , half ... ..  | 8       | BS.265                 | C                     | EBY8      |
| 5X/9028 5476  | AS.2747                   | <b>SOCKET</b> , terminal, assembly ... ..  | 4       | —                      | C                     | EBY8      |
| 26DV/11787    | AS.2752                   | <b>SPACER</b> ... ..   | 4       | —                      | C                     | EBY8      |
|               |                           | Attachments for 10-20 N 2295A, Terminal :—   |         |                        |                       |           |
| 28D/17175     | A60/4E                    | Bolt, 1/2" BSF ... ..  | 2       | —                      | C                     |           |
| 28M/12931     | A27/ET                    | Nut, 1/2" BSF ... ..   | 2       | —                      | C                     |           |
| 28W/9419405   | SP.15/E                   | Washer ... ..  | 2       | —                      | C                     |           |
|               |                           | <b>TERMINAL</b> , earth, station 16, coded "A," group                                    | 1       | —                      | —                     |           |
| 26DV/7529     | DHS.438/C                 | <b>TAG</b> , corrosion ... ..  | 1       | L.16                   | C                     | EBY8      |
| 26DV/4969     | DHS.437/C                 | <b>TERMINAL</b> , earth, assembly ... ..   | 1       | —                      | C                     | EBY1      |
|               |                           | (For breakdown see DHS. Data Sheet)  |         |                        |                       |           |
|               |                           | Attachments for DHS.437/C, Terminal :—   |         |                        |                       |           |
| 28D/9436920   | A25/1C                    | Bolt, 2 BA ... ..  | 2       | —                      | C                     |           |
| 28W/9419454   | SP.10/C                   | Washer ... ..  | 2       | —                      | C                     |           |
|               |                           | <b>VALVE</b> , refuelling, drop tank, coded "XF"<br>(See sub-section "QG")               | —       | —                      | —                     |           |
|               |                           | <b>VALVE</b> , transfer, tank No. 3, coded "XP"<br>(See sub-section "QG")                | —       | —                      | —                     |           |
|               |                           | <b>VALVE</b> , transfer, tank No. 4, coded "XR"<br>(See sub-section "QG")                | —       | —                      | —                     |           |

**ELECTRICAL INSTALLATIONS  
INSTALLATION OF PRESSURE RE-FUELLING SYSTEM,  
CODED "QT" (PRE MOD. 2)**

| Ref. No.   | Part No.             | Description  | 1 2 3 4 5 6   |  |  |  |  |   | No. off | Material Specification | Class of Store or L.M | Plate No. |
|------------|----------------------|--|---|--|--|--|--|---|---------|------------------------|-----------------------|-----------|
|            |                      |  | <p align="center"><b>INSTALLATION AT STARBOARD STUB WING</b> (Drg. Nos. 10-20 N 2327, 10-20 N 2399, 10-20 N 2599, 10-20 N 2747, 10-20 N 8863, 10-20 P 2743, 10-20 P 397 and 10-20 P 2719)</p> |  |  |  |  |   |         |                        |                       |           |
|            | DHS.456/20           | <b>BLOCK</b> , terminal, 20-way, coded "VH," assembly<br>(For breakdown see DHS. Data Sheet) |   |  |  |  |  | 1 | —       | —                      |                       | EBY1      |
| 28D/12690  | AS.1246/5B           | Attachments for DHS.456/20, Block :—<br>Bolt, 4 BA   |   |  |  |  |  | 2 | —       | C                      |                       |           |
|            | DHS.456/20L          | <b>BLOCK</b> , terminal, coded "VZ," group   |   |  |  |  |  | 1 | —       | —                      |                       |           |
|            |                      | <b>BLOCK</b> , terminal, 20-way, L.H., assembly<br>(For breakdown see DHS. Data Sheet)       |   |  |  |  |  | 1 | —       | —                      |                       | EBY1      |
| 5X/6165    | PLESSEY CZ.25111     | <b>COVER</b> , terminal block  |   |  |  |  |  | 1 | —       | C                      |                       |           |
| 28M/10287  | AGS.2001/B/1         | <b>NUT</b> , 4 BA  |   |  |  |  |  | 2 | —       | C                      |                       |           |
| 5X/3278    | PLESSEY Z.28426      | <b>PILLAR</b> , fixing, 4 BA   |   |  |  |  |  | 2 | —       | C                      |                       |           |
|            | 10-20 N 9853A        | <b>PLATE</b> , adaptor, assembly   |   |  |  |  |  | 1 | —       | —                      |                       | EBY8      |
|            | 10-20 N 10023ND      | <b>CHANNEL</b> , 18 SWG  |   |  |  |  |  | 1 | L.72    | LM                     |                       | EBY8      |
|            | 10-20 N 7189ND       | <b>PLATE</b> , bare, 18 SWG  |   |  |  |  |  | 1 | L.72    | LM                     |                       | EBY8      |
| 28S/14005  | A32/B14              | <b>SCREW</b> , 4 BA  |   |  |  |  |  | 2 | —       | C                      |                       |           |
|            | DHS.456/10           | <b>BLOCK</b> , terminal, 10-way, coded "WM," assembly<br>(For breakdown see DHS. Data Sheet) |   |  |  |  |  | 1 | —       | —                      |                       | EBY1      |
| 28D/12182  | AS.1246/6B           | Attachments for DHS. 456/10, Block :—<br>Bolt, 4 BA  |   |  |  |  |  | 2 | —       | C                      |                       |           |
| 26DL/15380 | DHS.793/4/20         | Washer   |   |  |  |  |  | 1 | L.72    | C                      |                       |           |
|            | 10-20 N 9/112 Mk. 3  | <b>CABLE</b> , coded "2.WR.B.QTD-QTD.WM.9," assembly   |   |  |  |  |  | 1 | —       | ECC                    |                       | EBY1      |
|            | 10-20 N 9/112 Mk. 4  | <b>CABLE</b> , coded "1.WR.B.QTD-QTD.VH.19," assembly  |   |  |  |  |  | 1 | —       | ECC                    |                       | EBY1      |
|            | 10-20 N 9/112 Mk. 5  | <b>CABLE</b> , coded "3.WR.B.QTD-QTD.VH.20," assembly  |   |  |  |  |  | 1 | —       | ECC                    |                       | EBY1      |
|            | 10-20 N 9/119 Mk. 6  | <b>CABLE</b> , coded "4.WR.B.QTD-QTD.VH.18," assembly  |   |  |  |  |  | 1 | —       | ECC                    |                       | EBY1      |
|            | 10-20 N 9/112 Mk. 7  | <b>CABLE</b> , coded "6.WR.B.QTD-QTD.VH.17," assembly  |   |  |  |  |  | 1 | —       | ECC                    |                       | EBY1      |
|            | 10-20 N 9/112 Mk. 8  | <b>CABLE</b> , coded "5.WR.B.QTD-QTD.WM.6," assembly   |   |  |  |  |  | 1 | —       | ECC                    |                       | EBY1      |
|            | 10-20 N 9/112 Mk. 9  | <b>CABLE</b> , coded "4.VH.QTD-QTD.WM.5," assembly   |   |  |  |  |  | 1 | —       | ECC                    |                       | EBY1      |
|            | 10-20 N 9/112 Mk. 11 | <b>CABLE</b> , coded "13.VZ.QTD-QTD.WM.8," assembly  |   |  |  |  |  | 1 | —       | ECC                    |                       | EBY1      |
|            | 10-20 N 9/112 Mk. 13 | <b>CABLE</b> , coded "5.VH.QTD-QTD.WW.A.7," assembly   |   |  |  |  |  | 1 | —       | ECC                    |                       | EBY1      |
|            | 10-20 N 9/112 Mk. 15 | <b>CABLE</b> , coded "6.VH.QTD-QTD.WW.A.4," assembly   |   |  |  |  |  | 1 | —       | ECC                    |                       | EBY1      |
|            | 10-20 N 9/112 Mk. 16 | <b>CABLE</b> , coded "6.VZ.QTD-QTD.FB.E.3," assembly   |   |  |  |  |  | 1 | —       | ECC                    |                       | EBY1      |
|            | 10-20 N 9/119 Mk. 17 | <b>CABLE</b> , coded "6.VZ.QTD-QTD.WM.2," assembly   |   |  |  |  |  | 1 | —       | ECC                    |                       | EBY1      |
|            | 10-20 N 9/112 Mk. 18 | <b>CABLE</b> , coded "7.VZ.QTD-QTD.WM.1," assembly   |   |  |  |  |  | 1 | —       | ECC                    |                       | EBY1      |

**ELECTRICAL INSTALLATIONS  
INSTALLATION OF PRESSURE RE-FUELLING SYSTEM,  
CODED "QT" (PRE MOD. 2)**

| Ref. No.    | Part No.                           | Description                     |                       |  |  |   |    | No. off | Material Specification | Class of Store or L.M. | Place No. |
|-------------|------------------------------------|---------------------------------|-----------------------|--|--|---|----|---------|------------------------|------------------------|-----------|
|             |                                    | 1                               | 2                     | 3  | 4  | 5 | 6  |         |                        |                        |           |
|             | 10-20 N 9/112 Mk. 19               | CABLE,                          | coded                 | "7.VZ.QTD-QTD.FB.E.1,"                           | assembly                                 |   | 1  | —       | ECC                    | EBY1                   |           |
|             | 10-20 N 9/112 Mk. 20               | CABLE,                          | coded                 | "3.B.10*.QTD-QTD.WM.4,"                          | assembly                                 |   | 1  | —       | ECC                    | EBY1                   |           |
|             | 10-20 N 9/112 Mk. 23               | CABLE,                          | coded                 | "3.WM.QTD-QTD.FB.E.4,"                           | assembly                                 |   | 1  | —       | ECC                    | EBY1                   |           |
|             | 10-20 N 9/112 Mk. 24               | CABLE,                          | coded                 | "3.WW.C.AQT-QTA.FB.E.5,"                         | assembly                                 |   | 1  | —       | ECC                    | EBY1                   |           |
|             | 10-20 N 9/112 Mk. 25               | CABLE,                          | coded                 | "2.WW.C.QTA-QTA.FB.E.6,"                         | assembly                                 |   | 1  | —       | ECC                    | EBY1                   |           |
|             | 10-20 N 9/112 Mk. 28               | CABLE,                          | coded                 | "3.VH.QTD-QTD.WM.10,"                            | assembly                                 |   | 1  | —       | ECC                    | EBY1                   |           |
|             | 10-20 N 9/112 Mk. 59               | CABLE,                          | coded                 | "5.WR.A.QTD-QTD.VH.5,"                           | assembly                                 |   | 1  | —       | ECC                    | EBY1                   |           |
|             | 10-20 N 9/112 Mk. 60               | CABLE,                          | coded                 | "2.WW.A.QTD-QTD.WM.1,"                           | assembly                                 |   | 1  | —       | ECC                    | EBY1                   |           |
|             | 10-20 N 2603A                      | CABLE,                          | coded                 | "VD,"  | assembly                                 |   | 1  | —       | ECC                    | EBY1                   |           |
|             | 10-20 N 10479A/2                   | CABLE,                          | coded                 | "V/11,"  | assembly (For cables circuit coded "QT") |   | 1  | —       | ECC                    | EBY1                   |           |
|             | 10-20 P 2747A                      | CABLE,                          | and hose,             | transfer valve, No. 1A tank, Starboard, assembly |  |   | 1  | —       | —                      | EBY1                   |           |
|             | 10-20 P 2755A                      | CABLE,                          | and hose,             | transfer valve, No. 2 tank, Starboard, assembly  |  |   | 1  | —       | —                      | EBY1                   |           |
|             | 10-20 N 2705                       | COVER,                          | switch,               | drop tank panel, Starboard, 20 SWG               |  |   | 1  | Alumn.  | LM                     | EBY8                   |           |
|             | 10-20 N 5471A                      | PANEL,                          | drop tank refuelling, | coded "WW," assembly                             |  |   | 1  | —       | —                      | EBY8                   |           |
|             | 10-20 N 5471A/<br>CABLES           | CABLE,                          | link,                 | assembly   |  |   | QR | —       | ECC                    | EBY1                   |           |
| 5L/9951273  | —                                  | LAMP,                           | electric,             | filament, 28 volts, 3.5 watts                    |  |   | 1  | —       | C                      |                        |           |
| 5CX/1069    | —                                  | LAMP,                           | warning,              | red, coded "B"                                   |  |   | 1  | —       | P                      | EBY1                   |           |
|             | 10-20 N 5475                       | PANEL,                          | bare,                 | 18 SWG   |  |   | 1  | L.59    | LM                     | EBY8                   |           |
|             | 10-20 N 5455A                      | PLATE,                          | distance,             | and stop peg for switches, assembly              |  |   | 1  | —       | —                      | EBY8                   |           |
|             | 10-20 N 5457                       | PLATE,                          | bare,                 | 14 SWG   |  |   | 1  | L.72    | LM                     | EBY8                   |           |
| 26DL/1537   | 6 N 663A                           | SWITCH,                         | rotary,               | magnetic, assembly                               |  |   | 1  | —       | P                      | EBY1<br>EBY8           |           |
|             | OR                                 | SWITCH,                         | rotary,               | magnetic, assembly                               |  |   | 1  | —       | P                      | EBY1<br>EBY8           |           |
| 26DL/5656   | 6 N 663A/1                         | BASE,                           | switch                |  |  |   | 1  | —       | C                      | EBY8                   |           |
| 12661       | 6 N 657                            | Attachments for 6 N 657, Base:— |                       |  |  |   |    |         |                        |                        |           |
| 28S/2140    | A45/A24                            | Screw,                          | 6 BA                  |  |  |   | 1  | —       | C                      |                        |           |
| 12665       | 6 N 645A                           | BOBBIN,                         | winding,              | assembly   |  |   | 1  | —       | C                      | EBY8                   |           |
|             | Attachments for 6 N 645A, Bobbin:— |                                 |                       |  |  |   |    |         |                        |                        |           |
| 28M/10286   | AGS.2001/A/1                       | Nut,                            | 6 BA                  |  |  |   | 1  | —       | C                      |                        |           |
| 28S/1011495 | A33/A32                            | Screw,                          | 6 BA                  |  |  |   | 1  | —       | C                      |                        |           |
| 28W/9419446 | SP.10/A                            | Washer                          |                       |  |  |   | 1  | —       | C                      |                        |           |

**ELECTRICAL INSTALLATIONS  
INSTALLATION OF PRESSURE RE-FUELLING SYSTEM,  
CODED "QT" (PRE MOD. 2)**

| Ref. No.    | Part No.      | Description  | No. off | Material Specification | Class of Store or L.M | Place No. |
|-------------|---------------|--|---------|------------------------|-----------------------|-----------|
|             |               |  |         |                        |                       |           |
| 12660       | 6 N 659       | <b>CONTACT</b> , switch ... ..                       | 1       | —                      | C                     | EBY8      |
|             |               | Attachments for 6 N 659, Contact :—                  |         |                        |                       |           |
| 28S/1006948 | A32/A12       | Screw, 6 BA ... ..                                   | 1       | —                      | C                     |           |
| 28W/9419446 | SP.10/A       | Washer ... ..  | 1       | —                      | C                     |           |
|             | 6 N 653       | <b>HOUSING</b> , switch ... ..                       | 1       | DTD.423                | —                     | EBY8      |
| 26DL/1538   | 6 N 649       | <b>KNOB</b> , switch ... ..                          | 1       | —                      | C                     | EBY8      |
|             |               | Attachments for 6 N 649, Knob :—                     |         |                        |                       |           |
| 26DL/12011  | 6 N 651       | Screw, 4 BA ... ..                                   | 1       | —                      | C                     | EBY8      |
| 12668       | 6 N 641       | <b>PILLAR</b> , contact ... ..                       | 1       | —                      | C                     | EBY8      |
|             |               | Attachments for 6 N 641, Pillar :—                   |         |                        |                       |           |
| 28S/9145523 | A45/A12       | Screw, 6 BA ... ..                                   | 1       | —                      | C                     |           |
| 12667       | 6 N 639       | <b>PILLAR</b> , insulator ... ..                     | 1       | LFS.21                 | C                     | EBY8      |
|             |               | Attachments for 6 N 639, Pillar :—                   |         |                        |                       |           |
| 28S/1013793 | A45/Z8        | Screw, 8 BA ... ..                                   | 2       | —                      | C                     |           |
| 12671       | 6 N 655       | <b>PLATE</b> , top bearing ... ..                    | 1       | DTD.423                | C                     | EBY8      |
|             |               | Attachments for 6 N 655, Plate :—                    |         |                        |                       |           |
| 28S/9995194 | A33/Z8        | Screw, 8 BA ... ..                                   | 2       | —                      | C                     |           |
| 12664       | 6 N 647       | <b>ROCKER</b> ... ..                                 | 1       | DTD.166                | C                     | EBY8      |
| 12663       | 6 N 635       | <b>SCREW</b> , grub, 4 BA ... ..                     | 1       | —                      | C                     | EBY8      |
| 12670       | 6 N 629A      | <b>SPINDLE</b> , assembly ... ..                     | 1       | —                      | C                     | EBY8      |
| 12669       | 6 N 631       | <b>SPRING</b> , contact ... ..                       | 1       | —                      | C                     | EBY8      |
| 12662       | 6 N 633       | <b>SPRING</b> , rocker ... ..                        | 1       | —                      | C                     | EBY8      |
| 12659       | 6 N 661       | <b>SUPPORT</b> , contact ... ..                      | 1       | LFS.23                 | C                     | EBY8      |
| 12666       | 6 N 637       | <b>SUPPORT</b> , pillar ... ..                       | 1       | LFS.23                 | C                     | EBY8      |
|             | 6 N 9701      | <b>WASHER</b> , plate, top bearing, 22 SWG ...       | 1       | L.70                   | —                     | EBY8      |
|             |               | Attachments for 6 N 663A or 6 N 663A/1,<br>Switch :— |         |                        |                       |           |
| 28S/1007469 | A33/B14       | Screw, 4 BA ... ..                                   | 3       | —                      | C                     |           |
| 5CW/6432    | —             | <b>SWITCH</b> , tumbler, coded "C" ... ..            | 1       | —                      | P                     | EBY1      |
|             |               | Attachments for 5CW/6432, Switch :—                  |         |                        |                       |           |
| 28S/1200080 | A32/B8        | Screw, 4 BA ... ..                                   | 2       | —                      | C                     |           |
| 28W/9419448 | AGS.2035/B    | Washer ... ..  | 2       | —                      | C                     |           |
|             | —             | <b>TERMINAL</b> , earth bolt, group ... ..           | 1       | —                      | —                     |           |
| 28D/1010658 | A25/1B        | <b>BOLT</b> , 4 BA ... ..                            | 1       | —                      | C                     |           |
| 28M/1006504 | A27/BT        | <b>NUT</b> , 4 BA ... ..                             | 1       | —                      | C                     |           |
| 28M/10287   | AGS.2001/B/1  | <b>NUT</b> , 4 BA ... ..                             | 1       | —                      | C                     |           |
| 28W/9419401 | SP.10/B       | <b>WASHER</b> ... ..                                 | 3       | —                      | C                     |           |
| 26DL/15348  | DHS.439/B     | <b>WASHER</b> , corrosion (Fit under bolt head)      | 1       | L.16                   | C                     |           |
| 28W/11066   | AGS.2035/A    | <b>WASHER</b> , over lug at terminal No. 4 ...       | 1       | —                      | C                     |           |
| 28W/14238   | SP.25/A       | <b>WASHER</b> , under lug at terminal No. 4 ...      | 1       | —                      | C                     |           |
|             |               | Attachments for 10-20 N 5471A, Panel :—              |         |                        |                       |           |
| 28D/1010658 | A25/1B        | Bolt, 4 BA ... ..                                    | 4       | —                      | C                     |           |
| 28W/9419474 | SP.15/B       | Washer ... ..  | 4       | —                      | C                     |           |
|             | 10-20 N 5467A | <b>PANEL</b> , main refuelling, coded "WV," assembly | 1       | —                      | —                     | EBY8      |

**ELECTRICAL INSTALLATIONS**  
**INSTALLATION OF PRESSURE RE-FUELLING SYSTEM,**  
**CODED "QT" (PRE MOD. 2)**

| Ref. No.    | Part No.                 | Description  | No. off | Material Specification | Class of Score or L.M | Plate No.            |
|-------------|--------------------------|--|---------|------------------------|-----------------------|----------------------|
|             |                          |  |         |                        |                       |                      |
|             | 10-20 N 5467A/<br>CABLES | <b>CABLE</b> , link, assembly ... ..                         | 1       | —                      | ECC                   | EBY1                 |
| 5L/9951273  | —                        | <b>LAMP</b> , electric, filament, 28 volts, 3-5 watts        | 4       | —                      | C                     |                      |
| 5CX/1069    | —                        | <b>LAMP</b> , warning, red, coded "E," "F," "G," "H"         | 4       | —                      | C                     | EBY1                 |
|             | 10-20 N 5463             | <b>PANEL</b> , bare, 20 SWG ... ..                           | 1       | L.61                   | LM                    | EBY8                 |
| 12695       | 10-20 N 7423A            | <b>PLATE</b> , distance, and stop peg for switches, assembly | 4       | —                      | C                     | EBY8                 |
| 26DL/1537   | 6 N 663A                 | <b>SWITCH</b> , rotary, magnetic, assembly ...               | 4       | —                      | P                     | EBY1<br>EBY8         |
|             | OR                       |  |         |                        |                       |                      |
| 26DL/5656   | 6 N 663A/1               | <b>SWITCH</b> , rotary, magnetic, assembly ...               | 4       | —                      | P                     | EBY1<br>EBY8<br>EBY8 |
| 12661       | 6 N 657                  | <b>BASE</b> , switch ... ..                                  | 1       | —                      | C                     |                      |
|             |                          | Attachments for 6 N 657, Base :—                             |         |                        |                       |                      |
| 28S/2140    | A45/A24                  | Screw, 6 BA ... ..   | 1       | —                      | C                     |                      |
| 12665       | 6 N 645A                 | <b>BOBBIN</b> , winding, assembly ... ..                     | 1       | —                      | C                     | EBY8                 |
|             |                          | Attachments for 6 N 645A, Bobbin :—                          |         |                        |                       |                      |
| 28M/10286   | AGS.2001/A/1             | Nut, 6 BA ... ..   | 1       | —                      | C                     |                      |
| 28S/1011495 | A33/A32                  | Screw, 6 BA ... ..   | 1       | —                      | C                     |                      |
| 28W/9419446 | SP.10/A                  | Washer ... ..  | 1       | —                      | C                     |                      |
| 12660       | 6 N 659                  | <b>CONTACT</b> , switch ... ..                               | 1       | —                      | C                     | EBY8                 |
|             |                          | Attachments for 6 N 659, Contact :—                          |         |                        |                       |                      |
| 28S/1006948 | A32/A12                  | Screw, 6 BA ... ..   | 1       | —                      | C                     |                      |
| 28W/9419446 | SP.10/A                  | Washer ... ..  | 1       | —                      | C                     |                      |
| 26DL/1538   | 6 N 653                  | <b>HOUSING</b> , switch ... ..                               | 1       | DTD.423                | —                     | EBY8                 |
|             | 6 N 649                  | <b>KNOB</b> , switch ... ..                                  | 1       | —                      | C                     | EBY8                 |
|             |                          | Attachments for 6 N 649, Knob :—                             |         |                        |                       |                      |
| 26DL/12011  | 6 N 651                  | Screw, 4 BA ... ..   | 1       | —                      | C                     | EBY8                 |
| 12668       | 6 N 641                  | <b>PILLAR</b> , contact ... ..                               | 1       | —                      | C                     | EBY8                 |
|             |                          | Attachments for 6 N 641, Pillar :—                           |         |                        |                       |                      |
| 28S/9145523 | A45/A12                  | Screw, 6 BA ... ..   | 1       | —                      | C                     |                      |
| 12667       | 6 N 639                  | <b>PILLAR</b> , insulator ... ..                             | 1       | LFS.21                 | C                     | EBY8                 |
|             |                          | Attachments for 6 N 639, Pillar :—                           |         |                        |                       |                      |
| 28S/2140    | A45/Z8                   | Screw, 8 BA ... ..   | 2       | —                      | C                     |                      |
| 12671       | 6 N 655                  | <b>PLATE</b> , top bearing ... ..                            | 1       | DTD.423                | C                     | EBY8                 |
|             |                          | Attachments for 6 N 655, Plate :—                            |         |                        |                       |                      |
| 28S/9995194 | A33/Z8                   | Screw, 8 BA ... ..   | 2       | —                      | C                     |                      |
| 12664       | 6 N 647                  | <b>ROCKER</b> ... ..   | 1       | DTD.166                | C                     | EBY8                 |
| 12663       | 6 N 635                  | <b>SCREW</b> , grub, 4 BA ... ..                             | 1       | —                      | C                     | EBY8                 |
| 12670       | 6 N 629A                 | <b>SPINDLE</b> , assembly ... ..                             | 1       | —                      | C                     | EBY8                 |
| 12669       | 6 N 631                  | <b>SPRING</b> , contact ... ..                               | 1       | —                      | C                     | EBY8                 |
| 12662       | 6 N 633                  | <b>SPRING</b> , rocker ... ..                                | 1       | —                      | C                     | EBY8                 |
| 12659       | 6 N 661                  | <b>SUPPORT</b> , contact ... ..                              | 1       | LFS.23                 | C                     | EBY8                 |
| 12666       | 6 N 637                  | <b>SUPPORT</b> , pillar ... ..                               | 1       | LFS.23                 | C                     | EBY8                 |

**ELECTRICAL INSTALLATIONS**  
**INSTALLATION OF PRESSURE RE-FUELLING SYSTEM,**  
**CODED "QT" (PRE MOD. 2)**

| Ref. No.       | Part No.                                   | Description   | No. off | Material Specification | Class of Store or L.M | Plate No. |
|----------------|--|---|---------|------------------------|-----------------------|-----------|
|                |  |   |         |                        |                       |           |
|                | 6 N 9701                                   | <b>WASHER</b> , plate, top bearing, 22 SWG ...<br>Attachments for 6 N 663A or 6 N 663A/1,<br>Switch :—                      | 1       | L.70                   | —                     | EBY8      |
| 28S/1007469    | A33/B14                                    | Screw, 4 BA ... ..  | 3       | —                      | C                     |           |
|                | —  | <b>TERMINAL</b> , earth bolt, group ... ..  | 1       | —                      | —                     |           |
| 28D/1010658    | A25/1B                                     | <b>BOLT</b> , 4 BA ... ..   | 1       | —                      | C                     |           |
| 28M/1006504    | A27/BT                                     | <b>NUT</b> , 4 BA ... ..  | 1       | —                      | C                     |           |
| 28M/10287      | AGS.2001/B/1                               | <b>NUT</b> , 4 BA ... ..  | 1       | —                      | C                     |           |
| 26DL/15348     | DHS.439/B                                  | <b>WASHER</b> , corrosion (Fit under bolt head)   | 1       | L.16                   | C                     |           |
| 28W/9419401    | SP.10/B                                    | <b>WASHER</b> ... ..  | 3       | —                      | C                     |           |
| 28W/11066      | AGS.2035/A                                 | <b>WASHER</b> , over lug at terminals No. 4 ...   | 4       | —                      | C                     |           |
| 28W/14238      | SP.25/A                                    | <b>WASHER</b> , under lug at terminals No. 4 ...  | 4       | —                      | C                     |           |
|                | —  | Attachments for 10-20 N 5467A, Panel :—   |         |                        |                       |           |
| 28S/14005      | A32/B14                                    | Screw, 4 BA ... ..  | 4       | —                      | C                     |           |
| 28W/9419401    | SP.10/B                                    | Washer ... ..   | 4       | —                      | C                     |           |
|                | FLIGHT<br>REFUELLING LTD.<br>C.3504100/179 | <b>SWITCH</b> , float, Mk. 4, series 179, tank No. 2,<br>coded "VD" (Mod. 1111)<br>Attachments for C.3504100/179, Switch :— | 1       | —                      | P                     | EBY1      |
| 28D/12533      | A25/5C                                     | Bolt, 2 BA ... ..   | 7       | —                      | C                     |           |
| 28D/1011240    | A25/5E                                     | Bolt, 4 E ... ..  | 1       | —                      | C                     |           |
| 26DL/5456 3567 | DHS.402/C                                  | Seal, bonded ... ..   | 7       | —                      | C                     | EBY8      |
| 26DL/5614      | DHS.402/E                                  | Seal, bonded ... ..   | 1       | —                      | C                     | EBY8      |
| 6254           | 10-20 P 3131A                              | Washer, sealing, bonded, assembly ... ..  | 1       | —                      | C                     | EBY8      |
|                | —  | <b>SWITCH</b> , micro, wing latch pin, at rib No. 4,<br>coded "WRA" (See sub-section<br>"EBE")                              | —       | —                      | —                     |           |
| 5CW/4742       | —  | <b>SWITCH</b> , micro, wing latch pin, at rib No. 4,<br>coded "WRB"   | 1       | —                      | P                     | EBY1      |
|                | —  | Attachments for Ref. No. 5CW/4742, Switch :—  |         |                        |                       |           |
| 28D/1011025    | A25/24C                                    | Bolt, 2 BA ... ..   | 3       | —                      | C                     |           |
| 28M/10328      | AGS.2002/C/1                               | Nut, 2 BA ... ..  | 3       | —                      | C                     |           |
| 28W/9419475    | SP.15/C                                    | Washer ... ..   | 3       | —                      | C                     |           |
| 17321          | 10-20 WC 40713ND                           | Washer, zinc. ".005-.005 thick (Mod. 1134) ...  | 3       | —                      | C                     |           |
|                | —  | <b>TERMINAL</b> , earth, station 10, coded "B," group   | 1       | —                      | —                     |           |
| 26DV/7529      | DHS.438/C                                  | <b>TAG</b> , corrosion ... ..   | 1       | L.16                   | C                     | EBY8      |
| 26DV/4969      | DHS.437/C                                  | <b>TERMINAL</b> , earth, assembly ... ..<br>(For breakdown see DHS. Data Sheet)   | 1       | —                      | C                     | EBY1      |
|                | —  | Attachments for DHS.437/C, Terminal :—  |         |                        |                       |           |
| 28D/9436920    | A25/2C                                     | Bolt, 2 BA ... ..   | 2       | —                      | C                     |           |
|                | —  | <b>VALVE</b> , transfer, tank No. 1A, coded "VS"<br>(See sub-section "QJ")  | —       | —                      | —                     |           |
|                | —  | <b>VALVE</b> , transfer, tank No. 2, coded "VY"<br>(See sub-section "QJ")   | —       | —                      | —                     |           |

AL 69

**ELECTRICAL INSTALLATIONS**  
**INSTALLATION OF PRESSURE RE-FUELLING SYSTEM,**  
**CODED "QT" (PRE MOD. 2)**

| Ref. No.    | Part No.                                   | Description   | 1 2 3 4 5 6 |   |   |   |   |    | No. of | Material Specification | Drawn or Store or List | Plate No. |
|-------------|--|---|-------------|---|---|---|---|----|--------|------------------------|------------------------|-----------|
|             |  |   | 1           | 2 | 3 | 4 | 5 | 6  |        |                        |                        |           |
|             | —  | <b>INSTALLATION AT CENTRE SECTION</b> (Drg. Nos. 10-20 N 8803/3, 10-20 N 8337, 10-20 N 10113, 10-20 N 13179A, 10-20 N 13431A and 10-20 PT 27) |             |   |   |   |   | 1  | —      | —                      |                        |           |
|             | —  | <b>BLOCK</b> , fuse, coded "E," group ... ..  |             |   |   |   |   | 1  | —      | —                      |                        |           |
|             | —  | <b>BLOCK</b> , fuse, 6-way ... ..<br>(See sub-section "EBV")  |             |   |   |   |   | —  | —      | —                      |                        |           |
| 10H/23860   | —  | <b>FUSE</b> , 20 amp. ... ..  |             |   |   |   |   | 1  | —      | C                      | EBY1                   |           |
|             | —  | <b>BLOCK</b> , fuse, coded "U," group ... ..  |             |   |   |   |   | 1  | —      | —                      |                        |           |
| 10H/23864   | —  | <b>BLOCK</b> , fuse, 12-way (See sub-section "EBV")   |             |   |   |   |   | —  | —      | —                      |                        |           |
|             | —  | <b>FUSE</b> , 5 amp. ... ..   |             |   |   |   |   | 2  | —      | C                      | EBY1                   |           |
|             | —  | <b>BLOCK</b> , terminal, coded "E," group ... ..  |             |   |   |   |   | 1  | —      | —                      |                        |           |
|             | DHS.456/20                                 | <b>BLOCK</b> , terminal, 20-way, assembly ... ..<br>(For breakdown see DHS. Data Sheet)   |             |   |   |   |   | 1  | —      | —                      | EBY1                   |           |
| 5X/3278     | PLESSEY Z.28426                            | <b>PILLAR</b> , fixing, 4 BA ... ..   |             |   |   |   |   | 2  | —      | C                      |                        |           |
| 28W/9419474 | SP.15/B                                    | <b>WASHER</b> ... ..  |             |   |   |   |   | 2  | —      | C                      |                        |           |
|             | —  | <b>BLOCK</b> , terminal, coded "F," group ... ..  |             |   |   |   |   | 1  | —      | —                      |                        |           |
|             | DHS.456/20                                 | <b>BLOCK</b> , terminal, 20-way, assembly ... ..<br>(For breakdown see DHS. Data Sheet)   |             |   |   |   |   | 1  | —      | —                      | EBY2                   |           |
| 5X/6165     | PLESSEY CZ.25111                           | <b>COVER</b> , terminal block ... ..  |             |   |   |   |   | 1  | —      | C                      |                        |           |
| 5X/3278     | PLESSEY Z.28426                            | <b>PILLAR</b> , fixing, 4 BA ... ..   |             |   |   |   |   | 2  | —      | C                      |                        |           |
| 28W/9419474 | SP.15/B                                    | <b>WASHER</b> , ... ..  |             |   |   |   |   | 2  | —      | C                      |                        |           |
|             | 10-20 N 9/112 Mk. 26                       | <b>CABLE</b> , coded "2.FB.E.QTA-QTA.JA.E.2," assembly  |             |   |   |   |   | 1  | —      | ECC                    | EBY1                   |           |
|             | 10-20 N 9/112 Mk. 27                       | <b>CABLE</b> , coded "22.FB.11.QTC-QTC.FA.F.1," assembly  |             |   |   |   |   | 1  | —      | ECC                    | EBY2                   |           |
|             | 10-20 N 9/112 Mk. 29                       | <b>CABLE</b> , coded "5.FB.E.QTA-QTA.FA.F.4," assembly  |             |   |   |   |   | 1  | —      | ECC                    | EBY1                   |           |
|             | 10-20 N 9/112 Mk. 30                       | <b>CABLE</b> , coded "6.FB.E.QTA-QTA.FA.F.5," assembly  |             |   |   |   |   | 1  | —      | ECC                    | EBY1                   |           |
|             | 10-20 N 9/112 Mk. 31                       | <b>CABLE</b> , coded "1.FA.F.QTC-QTC.PZ.7," assembly  |             |   |   |   |   | 1  | —      | ECC                    | EBY2                   |           |
|             | 10-20 N 9/112 Mk. 32                       | <b>CABLE</b> , coded "2.FA.F.QTC-QTC.PZ.6," assembly  |             |   |   |   |   | 1  | —      | ECC                    | EBY2                   |           |
|             | 10-20 N 9/112 Mk. 35                       | <b>CABLE</b> , coded "3.FA.F.QTC-QTC.RM.3," assembly  |             |   |   |   |   | 1  | —      | ECC                    | EBY2                   |           |
|             | 10-20 N 9/112 Mk. 36                       | <b>CABLE</b> , coded "4.FA.F.QTA-QTA.RW.C.3," assembly  |             |   |   |   |   | 1  | —      | ECC                    | EBY2                   |           |
|             | 10-20 N 9/112 Mk. 37                       | <b>CABLE</b> , coded "5.FA.F.QTA-QTA.RW.C.2," assembly  |             |   |   |   |   | 1  | —      | ECC                    | EBY2                   |           |
|             | 10-20 N 13179A/<br>CABLES                  | <b>CABLES</b> , link, assembly ... ..   |             |   |   |   |   | QR | —      | ECC                    | EBY1                   |           |
|             | —  | <b>SWITCH</b> , float and cable, coded "FS," Port and "FT," Starboard, group (Mod. 1111)  |             |   |   |   |   | 1  | —      | —                      |                        |           |
| 28D/8307    | AS.1242/2C                                 | <b>BOLT</b> , 2 BA ... ..   |             |   |   |   |   | 24 | —      | C                      |                        |           |
|             | 10-20 N 22463A/<br>CABLES                  | <b>CABLE</b> , Port, assembly ... ..  |             |   |   |   |   | 1  | —      | ECC                    | EBY2                   |           |
|             | 10-20 N 22465A/<br>CABLES                  | <b>CABLE</b> , Starboard, assembly ... ..   |             |   |   |   |   | 1  | —      | ECC                    | EBY1                   |           |
| 5CW/8427    | FLIGHT<br>REFUELLING LTD.<br>C.3504100/178 | <b>SWITCH</b> , float, Mk. 4 series 178 ... ..  |             |   |   |   |   | 2  | —      | P                      | EBY1<br>EBY2           |           |

**ELECTRICAL INSTALLATIONS  
INSTALLATION OF PRESSURE RE-FUELLING SYSTEM,  
CODED "QT" (PRE MOD. 2)**

| Ref. No.   | Part No.             | Description  | No. off | Material Specification | Class of Score or L.M | Plate No. |
|------------|----------------------|--|---------|------------------------|-----------------------|-----------|
|            |                      |  |         |                        |                       |           |
|            |                      | <b>INSTALLATION AT PORT STUB WING</b> (Drg. Nos. 10-20 N 2327, 10-20 N 2399, 10-20 N 2611, 10-20 N 2747, 10-20 N 8861, 10-20 P 397 and 10-20 P 2179) | 1       | —                      | —                     |           |
|            | DHS.456/20           | <b>BLOCK</b> , terminal, 20-way, coded "PH," assembly (For breakdown see DHS. Data Sheet)  | 1       | —                      | —                     | EBY2      |
| 28D/12690  | AS.1246/5B           | Attachments for DHS.456/20, Block :-<br>Bolt, 4 BA   | 2       | —                      | C                     |           |
|            | DHS.456/20L          | <b>BLOCK</b> , terminal, coded "PZ," group ...<br><b>BLOCK</b> , terminal, 20-way, L.H., assembly (For breakdown see DHS. Data Sheet)                | 1<br>1  | —<br>—                 | —<br>—                | EBY2      |
| 5X/6165    | PLESSEY CZ.25111     | <b>COVER</b> , terminal, block   | 1       | —                      | C                     |           |
| 28M/10287  | AGS.2001/B/1         | <b>NUT</b> , 4 BA  | 2       | —                      | C                     |           |
| 5X/3278    | PLESSEY Z.28426      | <b>PILLAR</b> , fixing, 4 BA   | 2       | —                      | C                     |           |
|            | 10-20 N 9851A        | <b>PLATE</b> , adaptor, assembly   | 1       | —                      | —                     | EBY8      |
|            | 10-20 N 10023ND      | <b>CHANNEL</b> , 18 SWG  | 1       | L.72                   | LM                    | EBY8      |
|            | 10-20 N 7187ND       | <b>PLATE</b> , bare, 18 SWG  | 1       | L.72                   | LM                    | EBY8      |
| 28S/14005  | A32/B14              | <b>SCREW</b> , 4 BA  | 2       | —                      | C                     |           |
|            | DHS.456/10           | <b>BLOCK</b> , terminal, 10-way, coded "RM," assembly (For breakdown see DHS. Data Sheet)  | 1       | —                      | —                     | EBY2      |
|            |                      | Attachments for DHS.456/10, Block :-   |         |                        |                       |           |
| 28D/12182  | AS.1246/6B           | Bolt, 4 BA   | 2       | —                      | C                     |           |
| 26DL/15380 | DHS.783/4/20         | Washer   | 1       | L.72                   | C                     |           |
|            | 10-90 N 9/112 Mk. 38 | <b>CABLE</b> , coded "7.RW.A.QTC-QTC.PH.5," assembly   | 1       | —                      | ECC                   | EBY2      |
|            | 10-20 N 9/112 Mk. 40 | <b>CABLE</b> , coded "4.RW.A.QTC-QTC.PH.6," assembly   | 1       | —                      | ECC                   | EBY2      |
|            | 10-20 N 9/112 Mk. 41 | <b>CABLE</b> , coded "4.RM.QTC-QTC.*11.B.3," assembly  | 1       | —                      | ECC                   | EBY2      |
|            | 10-20 N 9/112 Mk. 42 | <b>CABLE</b> , coded "10.RM.QTC-QTC.PH.3," assembly  | 1       | —                      | ECC                   | EBY2      |
|            | 10-20 N 9/112 Mk. 43 | <b>CABLE</b> , coded "9.RM.QTC-QTC.RR.B.2," assembly   | 1       | —                      | ECC                   | EBY2      |
|            | 10-20 N 9/112 Mk. 44 | <b>CABLE</b> , coded "5.RM.QTC-QTC.PH.4," assembly   | 1       | —                      | ECC                   | EBY2      |
|            | 10-20 N 9/112 Mk. 45 | <b>CABLE</b> , coded "6.RM.QTC-QTC.RR.B.5," assembly   | 1       | —                      | ECC                   | EBY2      |
|            | 10-20 N 9/112 Mk. 47 | <b>CABLE</b> , coded "8.RM.QTC-QTC.PZ.13," assembly  | 1       | —                      | ECC                   | EBY2      |
|            | 10-20 N 9/112 Mk. 48 | <b>CABLE</b> , coded "2.RM.QTC-QTC.PZ.6," assembly   | 1       | —                      | ECC                   | EBY2      |
|            | 10-20 N 9/112 Mk. 49 | <b>CABLE</b> , coded "20.PH.QTC-QTC.RR.B.3," assembly  | 1       | —                      | ECC                   | EBY2      |
|            | 10-20 N 9/112 Mk. 50 | <b>CABLE</b> , coded "17.P.H.QTC-QTC.RR.B.6," assembly   | 1       | —                      | ECC                   | EBY2      |
|            | 10-20 N 9/112 Mk. 51 | <b>CABLE</b> , coded "18.PH.QTC-QTC.RR.B.4," assembly  | 1       | —                      | ECC                   | EBY2      |
|            | 10-20 N 9/112 Mk. 53 | <b>CABLE</b> , coded "1.RR.B.QTC-QTC.PH.19," assembly  | 1       | —                      | ECC                   | EBY2      |
|            | 10-20 N 9/112 Mk. 56 | <b>CABLE</b> , coded "1.RM.QTC-QTC.PZ.7," assembly   | 1       | —                      | ECC                   | EBY2      |
|            | 10-20 N 9/112 Mk. 57 | <b>CABLE</b> , coded "5.RR.A.QTC-QTC.PH.5," assembly   | 1       | —                      | ECC                   | EBY2      |

**ELECTRICAL INSTALLATIONS**  
**INSTALLATION OF PRESSURE RE-FUELLING SYSTEM,**  
**CODED "QT" (PRE MOD. 2)**

| Ref. No.    | Part No.                            | Description  | No. off | Material Specification | Class of Store or L.M | Plate No.    |
|-------------|-------------------------------------|--|---------|------------------------|-----------------------|--------------|
|             |                                     |  |         |                        |                       |              |
|             | 10-20 N 9/112 Mk. 58                | <b>CABLE</b> , coded "2.RW.A.QTC-QTC.RM.1," assembly                     | 1       | —                      | ECC                   | EBY2         |
|             | 10-20 N 2481A                       | <b>CABLE</b> , coded "PD," assembly...                                   | 1       | —                      | ECC                   | EBY2         |
|             | 10-20 N 10481A/2                    | <b>CABLE</b> , coded "PM1," assembly (For cables circuit coded "QT")     | 1       | —                      | ECC                   | EBY2         |
|             | 10-20 N 10483A/1                    | <b>CABLE</b> , coded "PM1-SH1," assembly (For cables circuit coded "QT") | 1       | —                      | ECC                   | EBY2         |
|             | 10-20 P 2745A                       | <b>CABLE</b> , and hose, transfer valve, No. 1A tank, Port, assembly     | 1       | —                      | —                     | EBY2         |
|             | 10-20 P 2753A                       | <b>CABLE</b> , and hose, transfer valve, No. 2 tank, Port, assembly      | 1       | —                      | —                     | EBY2         |
|             | 10-20 N 2351                        | <b>COVER</b> , switch, drop tank panel, Port, 20 SWG                     | 1       | Alumn.                 | LM                    | EBY8         |
|             | 10-20 N 5469A                       | <b>PANEL</b> , drop tank refuelling, coded "RV," assembly                | 1       | —                      | —                     | EBY8         |
|             | 10-20 N 5469A/<br>CABLES            | <b>CABLE</b> , link, assembly  | 1       | —                      | ECC                   | EBY2         |
| 5L/9951273  | —                                   | <b>LAMP</b> , electric, filament, 28 volts, 3-5 watts                    | 1       | —                      | C                     | —            |
| 5CX/1069    | —                                   | <b>LAMP</b> , warning, red. code "B"                                     | 1       | —                      | P                     | EBY2         |
|             | 10-20 N 5473                        | <b>PANEL</b> , bare, 18 SWG  | 1       | L.59                   | LM                    | EBY8         |
|             | 10-20 N 5455A                       | <b>PLATE</b> , distance, and stop peg for switches, assembly             | 1       | —                      | —                     | EBY8         |
|             | 10-20 N 5457                        | Spares for :—<br><b>PLATE</b> , bare, 14 SWG                             | 1       | L.72                   | LM                    | EBY8         |
| 26DL/1537   | 6 N 663A                            | <b>SWITCH</b> , rotary magnetic, assembly                                | 1       | —                      | P                     | EBY2<br>EBY8 |
|             | OR                                  |  |         |                        |                       |              |
| 26DL/5656   | 6 N 663A/1                          | <b>SWITCH</b> , rotary magnetic, assembly                                | 1       | —                      | P                     | EBY2<br>EBY8 |
| 12661       | 6 N 657                             | <b>BASE</b> , switch   | 1       | —                      | C                     | EBY8         |
|             | Attachments for 6 N 657, Base :—    |  |         |                        |                       |              |
| 28S/2140    | A45/A24                             | Screw, 6 BA  | 1       | —                      | C                     | —            |
| 12665       | 6 N 645A                            | <b>BOBBIN</b> , winding, assembly  | 1       | —                      | C                     | EBY8         |
|             | Attachments for 6N 645A, Bobbin :—  |  |         |                        |                       |              |
| 28M/10286   | AGS.2001/A/1                        | Nut, 6 BA  | 1       | —                      | C                     | —            |
| 28S/1011495 | A33/A32                             | Screw, 6 BA  | 1       | —                      | C                     | —            |
| 28W/9419446 | SP.10/A                             | Washer   | 1       | —                      | C                     | —            |
| 12660       | 6 N 659                             | <b>CONTACT</b> , switch  | 1       | —                      | C                     | EBY8         |
|             | Attachments for 6 N 659, Contact :— |  |         |                        |                       |              |
| 28S/1006948 | A32/A12                             | Screw, 6 BA  | 1       | —                      | C                     | —            |
| 28W/9419446 | SP.10/A                             | Washer   | 1       | —                      | C                     | —            |
|             | 6 N 653                             | <b>HOUSING</b> , switch  | 1       | DTD.423                | —                     | EBY8         |
| 26DL/1538   | 6 N 649                             | <b>KNOB</b> , switch   | 1       | —                      | C                     | EBY8         |
|             | Attachments for 6 N 649, Knob :—    |  |         |                        |                       |              |
| 26DL/12011  | 6 N 651                             | Screw, 4 BA  | 1       | —                      | C                     | EBY8         |
| 12668       | 6 N 641                             | <b>PILLAR</b> , contact  | 1       | —                      | C                     | EBY8         |
|             | Attachments for 6 N 641, Pillar :—  |  |         |                        |                       |              |
| 28S/9145523 | A45/A12                             | Screw, 6 BA  | 1       | —                      | C                     | —            |
| 12667       | 6 N 639                             | <b>PILLAR</b> , insulator  | 1       | LFS.21                 | C                     | EBY8         |
|             | Attachments for 6 N 639, Pillar :—  |  |         |                        |                       |              |
| 28S/2140    | A45/Z8                              | Screw, 8 BA  | 2       | —                      | C                     | —            |

**ELECTRICAL INSTALLATIONS  
INSTALLATION OF PRESSURE RE-FUELLING SYSTEM,  
CODED "QT" (PRE MOD. 2)**

| Ref. No.    | Part No.                 | Description   | No. off | Material Specification | Class of Store or L.M | Place No.    |
|-------------|--------------------------|---|---------|------------------------|-----------------------|--------------|
|             |                          |   |         |                        |                       |              |
| 12671       | 6 N 655                  | <b>PLATE</b> , top bearing ... ..                               | 1       | DTD.423                | C                     | EBY8         |
| 28S/9995194 | A33/Z8                   | Attachments for 6 N 655, Plate :—<br>Screw, 8 BA ... ..         | 2       | —                      | C                     |              |
| 12664       | 6 N 647                  | <b>ROCKER</b> ... ..  | 1       | DTD.166                | C                     | EBY8         |
| 12663       | 6 N 635                  | <b>SCREW</b> , grub, 4 BA ... ..                                | 1       | —                      | C                     | EBY8         |
| 12670       | 6 N 629A                 | <b>SPINDLE</b> , assembly ... ..                                | 1       | —                      | C                     | EBY8         |
| 12669       | 6 N 631                  | <b>SPRING</b> , contact ... ..                                  | 1       | —                      | C                     | EBY8         |
| 12662       | 6 N 633                  | <b>SPRING</b> , rocker ... ..                                   | 1       | —                      | C                     | EBY8         |
| 12659       | 6 N 661                  | <b>SUPPORT</b> , contact ... ..                                 | 1       | LFS.23                 | C                     | EBY8         |
| 12666       | 6 N 637                  | <b>SUPPORT</b> , pillar ... ..                                  | 1       | LFS.23                 | C                     | EBY8         |
|             | 6 N 9701                 | <b>WASHER</b> , plate, top bearing, 22 SWG ...                  | 1       | L.70                   | LM                    | EBY8         |
|             |                          | Attachments for 6 N 663A or 6 N 663A/1,<br>Switch :—            |         |                        |                       |              |
| 28S/1007469 | A33/B14                  | Screw, 4 BA ... ..  | 3       | —                      | C                     |              |
| 5CW/6432    | —                        | <b>SWITCH</b> , tumbler, coded "C" ... ..                       | 1       | —                      | P                     | EBY2         |
|             |                          | Attachments for Ref. No. 5CW/6432, Switch :—                    |         |                        |                       |              |
| 28S/1200080 | A32/B8                   | Screw, 4 BA ... ..  | 2       | —                      | C                     |              |
| 28W/9419448 | AGS.2035/B               | Washer ... ..   | 2       | —                      | C                     |              |
|             | —                        | <b>TERMINAL</b> , earth bolt, group ... ..                      | 1       | —                      | —                     |              |
| 28D/1010658 | A25/1B                   | <b>BOLT</b> , 4 BA ... ..                                       | 1       | —                      | C                     |              |
| 28M/13140   | A27/BT                   | <b>NUT</b> , 4 BA ... ..  | 1       | —                      | C                     |              |
| 28M/10287   | AGS.2001/B/1             | <b>NUT</b> , 4 BA ... ..  | 1       | —                      | C                     |              |
| 26DL/15348  | DHS.439/B                | <b>WASHER</b> , corrosion (Fit under bolt head)                 | 1       | L.16                   | C                     |              |
| 28W/11066   | AGS.2035/A               | <b>WASHER</b> , over lug at terminal No. 4 ...                  | 1       | —                      | C                     |              |
| 28W/14238   | SP.25/A                  | <b>WASHER</b> , under lug at terminal No. 4 ...                 | 1       | —                      | C                     |              |
|             |                          | Attachments for 10-20 N 5469A, Panel :—                         |         |                        |                       |              |
| 28D/1010658 | A25/1B                   | Bolt, 4 BA ... ..   | 4       | —                      | C                     |              |
| 28W/9419474 | SP.15/B                  | Washer ... ..   | 4       | —                      | C                     |              |
|             | 10-20 N 5465A            | <b>PANEL</b> , main refuelling, coded "RV," assembly            | 1       | —                      | —                     | EBY8         |
|             | 10-20 N 5465A/<br>CABLES | <b>CABLE</b> , link, assembly ... ..                            | 1       | —                      | ECC                   | EBY2         |
| 5L/9951273  | —                        | <b>LAMP</b> , electric, filament, 28 volts, 3.5 watts           | 4       | —                      | C                     |              |
| 5CX/1069    | —                        | <b>LAMP</b> , warning, red, coded "E," "F," "G,"<br>"H"         | 4       | —                      | P                     | EBY2         |
|             | 10-20 N 5461             | <b>PANEL</b> , bare, 20 SWG ... ..                              | 1       | L.61                   | LM                    | EBY8         |
| 12695       | 10-20 N 7423A            | <b>PLATE</b> , distance, and stop peg for switches,<br>assembly | 4       | —                      | C                     | EBY8         |
| 26DL/1537   | 6 N 663A                 | <b>SWITCH</b> , rotary magnetic, assembly ...                   | 4       | —                      | P                     | EBY2<br>EBY8 |
|             | OR                       |   |         |                        |                       |              |
| 26DL/5656   | 6 N 663A/1               | <b>SWITCH</b> , rotary magnetic, assembly ...                   | 4       | —                      | P                     | EBY2<br>EBY8 |
| 12661       | 6 N 657                  | <b>BASE</b> , switch ... ..                                     | 1       | —                      | C                     | EBY8         |
|             |                          | Attachments for 6 N 657, Base :—                                |         |                        |                       |              |
| 28S/2140    | A45/A24                  | Screw, 6 BA ... ..  | 1       | —                      | C                     |              |
| 12665       | 6 N 645A                 | <b>BOBBIN</b> , winding, assembly ... ..                        | 1       | —                      | C                     | EBY8         |
|             |                          | Attachments for 6 N 645A, Bobbin :—                             |         |                        |                       |              |
| 28M/10286   | AGS.2001/A/1             | Nut, 6 BA ... ..  | 1       | —                      | C                     |              |
| 28S/1011495 | A33/A32                  | Screw, 6 BA ... ..  | 1       | —                      | C                     |              |
| 28W/9419446 | SP.10/A                  | Washer ... ..   | 1       | —                      | C                     |              |

**ELECTRICAL INSTALLATIONS**  
**INSTALLATION OF PRESSURE RE-FUELLING SYSTEM,**  
**CODED "QT" (PRE MOD. 2)**

| Ref. No.      | Part No.                                   | Description   | No. off |   |   |   |   |   | Material Specification | Class of Store or L.M | Place No. |
|---------------|--|---|---------|---|---|---|---|---|------------------------|-----------------------|-----------|
|               |  |   | 1       | 2 | 3 | 4 | 5 | 6 |                        |                       |           |
| 12660         | 6 N 659                                    | <b>CONTACT</b> , switch ... ..  |         |   |   |   |   | 1 | —                      | C                     | EBY8      |
|               |  | Attachments for 6 N 659, Contact :—   |         |   |   |   |   |   |                        |                       |           |
| 28S/1006948   | A32/A12                                    | Screw, 6 BA ... ..  |         |   |   |   |   | 1 | —                      | C                     |           |
| 28W/9419446   | SP.10/A                                    | Washer ... ..   |         |   |   |   |   | 1 | —                      | C                     |           |
|               | 6 N 653                                    | <b>HOUSING</b> , switch ... ..  |         |   |   |   |   | 1 | DTD.423                | —                     | EBY8      |
| 26DL/1538     | 6 N 649                                    | <b>KNOB</b> , switch ... ..   |         |   |   |   |   | 1 | —                      | C                     | EBY8      |
|               |  | Attachments for 6 N 649, Knob :—  |         |   |   |   |   |   |                        |                       |           |
| 26DL/12011    | 6 N 651                                    | Screw, 4 BA ... ..  |         |   |   |   |   | 1 | —                      | C                     | EBY8      |
| 12668         | 6 N 641                                    | <b>PILLAR</b> , contact ... ..  |         |   |   |   |   | 1 | —                      | C                     | EBY8      |
|               |  | Attachments for 6 N 641, Pillar :—  |         |   |   |   |   |   |                        |                       |           |
| 28S/9145523   | A45/A12                                    | Screw, 6 BA ... ..  |         |   |   |   |   | 1 | —                      | C                     |           |
| 12667         | 6 N 639                                    | <b>PILLAR</b> , insulator ... ..  |         |   |   |   |   | 1 | LFS.21                 | C                     | EBY8      |
|               |  | Attachments for 6 N 639, Pillar :—  |         |   |   |   |   |   |                        |                       |           |
| 28S/1013793   | A45/Z8                                     | Screw, 8 BA ... ..  |         |   |   |   |   | 2 | —                      | C                     |           |
| 12671         | 6 N 655                                    | <b>PLATE</b> , top bearing ... ..   |         |   |   |   |   | 1 | DTD.423                | C                     | EBY8      |
|               |  | Attachments for 6 N 655, Plate :—   |         |   |   |   |   |   |                        |                       |           |
| 28S/1006960   | A32/Z8                                     | Screw, 8 BA ... ..  |         |   |   |   |   | 2 | —                      | C                     |           |
| 12664         | 6 N 647                                    | <b>ROCKER</b> ... ..  |         |   |   |   |   | 1 | DTD.166                | C                     | EBY8      |
| 12663         | 6 N 635                                    | <b>SCREW</b> ... ..   |         |   |   |   |   | 1 | —                      | C                     | EBY8      |
| 12670         | 6 N 629A                                   | <b>SPINDLE</b> , assembly ... ..  |         |   |   |   |   | 1 | —                      | C                     | EBY8      |
| 12669         | 6 N 631                                    | <b>SPRING</b> , contact ... ..  |         |   |   |   |   | 1 | —                      | C                     | EBY8      |
| 12662         | 6 N 633                                    | <b>SPRING</b> , rocker ... ..   |         |   |   |   |   | 1 | —                      | C                     | EBY8      |
| 12659         | 6 N 661                                    | <b>SUPPORT</b> , contact ... ..   |         |   |   |   |   | 1 | LFS.23                 | C                     | EBY8      |
| 12666         | 6 N 637                                    | <b>SUPPORT</b> , pillar ... ..  |         |   |   |   |   | 1 | LFS.23                 | C                     | EBY8      |
|               | 6 N 9701                                   | <b>WASHER</b> , plate, top bearing, 22 SWG ...                                  |         |   |   |   |   | 1 | L.70                   | LM                    | EBY8      |
|               |  | Attachments for 6 N 663A or 6 N 663A/1, Switch :—                               |         |   |   |   |   |   |                        |                       |           |
| 28S/1007469   | A33/B14                                    | Screw, 4 BA ... ..  |         |   |   |   |   | 3 | —                      | C                     |           |
|               | —  | <b>TERMINAL</b> , earth bolt, group ... ..                                      |         |   |   |   |   | 1 | —                      | —                     |           |
| 28D/1010658   | A25/1B                                     | <b>BOLT</b> , 4 BA ... ..   |         |   |   |   |   | 1 | —                      | C                     |           |
| 28M/1006504   | A27/BT                                     | <b>NUT</b> , 4 BA ... ..  |         |   |   |   |   | 1 | —                      | C                     |           |
| 28M/10287     | AGS.2001/B/1                               | <b>NUT</b> , 4 BA ... ..  |         |   |   |   |   | 1 | —                      | C                     |           |
| 26DL/15348    | DHS.439/B                                  | <b>WASHER</b> , corrosion (Fit under bolt head)                                 |         |   |   |   |   | 1 | L.16                   | C                     |           |
| 28W/9419401   | SP.10/B                                    | <b>WASHER</b> ... ..  |         |   |   |   |   | 3 | —                      | C                     |           |
| 28W/11066     | AGS.2035/A                                 | <b>WASHER</b> , over lug at terminals No. 4 ...                                 |         |   |   |   |   | 4 | —                      | C                     |           |
| 28W/14238     | SP.25/A                                    | <b>WASHER</b> , under lug at terminals No. 4 ...                                |         |   |   |   |   | 4 | —                      | C                     |           |
|               |  | Attachments for 10-20 N 5465A, Panel :—   |         |   |   |   |   |   |                        |                       |           |
| 28S/14005     | A32/B14                                    | Screw, 4 BA ... ..  |         |   |   |   |   | 4 | —                      | C                     |           |
| 28W/9419401   | SP.10/B                                    | Washer ... ..   |         |   |   |   |   | 4 | —                      | C                     |           |
| 5CW/8428      | FLIGHT<br>REFUELLING LTD.<br>C.3504100/179 | <b>SWITCH</b> , float, Mk. 4, series 179, tank No. 2,<br>coded "PD" (Mod. 1111) |         |   |   |   |   | 1 | —                      | P                     | EBY2      |
|               |  | Attachments for C.3504100/179, Switch :—  |         |   |   |   |   |   |                        |                       |           |
| 28D/12533     | A25/5C                                     | Bolt, 2 BA ... ..   |         |   |   |   |   | 7 | —                      | C                     |           |
| 28D/1011240   | A25/5E                                     | Bolt, 1/4" BSF ... ..   |         |   |   |   |   | 1 | —                      | C                     |           |
| 26DL/54562567 | DHS.402/C                                  | Seal, bonded ... ..   |         |   |   |   |   | 7 | —                      | C                     | EBY8      |
| 26DL/5611     | DHS.402/E                                  | Seal, bonded ... ..   |         |   |   |   |   | 1 | —                      | C                     | EBY8      |
| 6254          | 10-20 P 3131A                              | Washer, seating, bonded, assembly ... ..  |         |   |   |   |   | 1 | —                      | C                     | EBY8      |

**ELECTRICAL INSTALLATIONS**  
**INSTALLATION OF PRESSURE RE-FUELLING SYSTEM,**  
**CODED "QT" (PRE MOD. 2)**

| Ref. No.         | Part No.             | Description  | No. off | Material Specification | Class of Stock or L.M. | Plate No. |
|------------------|----------------------|--|---------|------------------------|------------------------|-----------|
|                  |                      |  |         |                        |                        |           |
|                  | —                    | <b>SWITCH</b> , micro, wing latch pin, at rib No. 4, coded "RRA" (See sub-section "EBE")   | -       | -                      | -                      |           |
| 5CW/4742         | —                    | <b>SWITCH</b> , micro, wing latch pin, at rib No. 4, coded "RRB"   | 1       | -                      | P                      | EBY2      |
| 28D/1011025      | A25/24C              | Attachments for Ref. No. 5CW/4742. Switch:—  | 3       | -                      | C                      |           |
| 28M/10328        | AGS.2002/C/1         | Bolt, 2 BA ... ..  | 3       | -                      | C                      |           |
| 28W/9419475      | SP.15/C              | Nut, 2 BA ... ..   | 3       | -                      | C                      |           |
| 17321            | 10-20 WC 40713ND     | Washer ... ..  | 3       | -                      | C                      |           |
|                  | —                    | <b>TERMINAL</b> , earth station 11, coded "B," group   | 1       | -                      | -                      |           |
| 26DV/7529        | DHS.438/C            | <b>TAG</b> , corrosion ... ..  | 1       | L.16                   | C                      | EBY8      |
| 26DV/4969        | DHS.437/C            | <b>TERMINAL</b> , earth, assembly ... ..<br>(For breakdown see DHS. Data Sheet)  | 1       | -                      | C                      | EBY2      |
| 28D/9133011      | A25/2C               | Attachments for DHS.437/C. Terminal:—<br>Bolt, 2 BA ... ..   | 2       | -                      | C                      |           |
|                  | —                    | <b>VALVE</b> , transfer, tank No. 1A coded "PS"<br>(See sub-section "QJ")  | 1       | -                      | -                      |           |
|                  | —                    | <b>VALVE</b> , transfer, tank No. 2, coded "PY"<br>(See sub-section "QJ")  | -       | -                      | -                      |           |
|                  | —                    | <b>INSTALLATION AT PORT EXTENSION WING AND OUTBOARD PYLON</b> (Drg. Nos. 10-20 N 2073, 10-20 N 2275, 10-20 N 2293, 10-20 N 5907, 10-20 N 13893 S.O.O., 10-20 P 2743 and 10-20 VE 3351) | 1       | -                      | -                      |           |
|                  | —                    | <b>BLOCK</b> , terminal, coded "SG," group ... ..  | 1       | -                      | -                      |           |
|                  | DHS.456/20           | <b>BLOCK</b> , terminal, 20-way, assembly ... ..<br>(For breakdown see DHS. Data Sheet)  | 1       | -                      | -                      | EBY2      |
| 5940-99-100-4082 | PLESSEY Z.50210      | <b>LINK</b> , terminal connecting, 2-way ... ..  | 1       | -                      | C                      | EBY2      |
| 28S/1011488      | A32/B28              | <b>SCREW</b> , 4 BA ... ..   | 2       | -                      | C                      |           |
| 28W/9419401      | SP.10/B              | <b>WASHER</b> ... ..   | 2       | -                      | C                      |           |
|                  | —                    | <b>BLOCK</b> , terminal, coded "SN-A," group ... ..  | 1       | -                      | -                      |           |
|                  | DHS.456/10           | <b>BLOCK</b> , terminal, 10-way, assembly ... ..<br>(For breakdown see DHS. Data Sheet)  | 1       | -                      | -                      |           |
| 28D/12690        | AS.1246/5B           | <b>BOLT</b> , 4 BA ... ..  | 2       | -                      | C                      |           |
| 5940-99-100-4082 | PLESSEY Z.50210      | <b>LINK</b> , terminal, connecting, 2-way ... ..   | 2       | -                      | C                      | EBY2      |
|                  | 10-20 N 9/112 Mk. 54 | <b>CABLE</b> , coded "9.SG.QTC-QTC.SN.2," assembly   | 1       | -                      | ECC                    | EBY2      |
|                  | 10-20 N 9/112 Mk. 61 | <b>CABLE</b> , coded "3.SG.QTC-QTC.SN.6," assembly   | 1       | -                      | ECC                    | EBY2      |
|                  | 10-20 N 2123A        | <b>CABLE</b> , coded "SA," assembly ... ..   | 1       | -                      | ECC                    | EBY2      |
|                  | 10-20 N 2119A        | <b>CABLE</b> , coded "SD," assembly ... ..   | 1       | -                      | ECC                    | EBY2      |
|                  | 10-20 N 2097A/2      | <b>CABLE</b> , coded "SH1," assembly (For cables circuit coded "QT")   | 1       | -                      | ECC                    | EBY2      |
|                  | 10-20 N 2575A/2      | <b>CABLE</b> , coded "SJ1," assembly (For cables circuit coded "QT")   | 1       | -                      | ECC                    | EBY2      |
|                  | 10-20 N 2079A        | <b>CABLE</b> , coded "SM," assembly ... ..   | 1       | -                      | ECC                    | EBY2      |
|                  | 10-20 N 2081A        | <b>CABLE</b> , coded "ST," assembly ... ..   | 1       | -                      | ECC                    | EBY2      |

**ELECTRICAL INSTALLATIONS**  
**INSTALLATION OF PRESSURE RE-FUELLING SYSTEM,**  
**CODED "QT" (PRE MOD. 2)**

| Ref. No.       | Part No.               | Description  | No. of | Material Specification | Class of Store or L.M. | Plate No. |
|----------------|------------------------|--|--------|------------------------|------------------------|-----------|
|                |                        |  |        |                        |                        |           |
|                | 10-20 N 13889A         | <b>CABLE</b> , pylon, coded "SJ1," "SJ2," "SK1," "SK2," "TP," "TR1," "TY," assembly (Mod. 5033) (Special Order Only) (For cables circuit coded "QT") | 1      | —                      | ECC                    | EBY2      |
|                |                        | Attachments for 10-20 N 13889A, Cable :— (At butt connector end)   |        |                        |                        |           |
| 9719           | 10-20 N 8597           | Bolt, front, short, shouldered, 6 BA ... ..  | 2      | S.96                   | C                      | EBY7      |
| 9715           | 10-20 N 8599           | Bolt, rear, long, shouldered, 6 BA ... ..  | 2      | S.96                   | C                      | EBY7      |
| 9716           | 10-20 N 8601           | Collar, for springs ... ..   | 4      | S.96                   | C                      | EBY7      |
| 28M/10286      | AGS.2001/A/1           | Nut, 6 BA ... ..   | 4      | —                      | C                      |           |
| 9717           | 10-20 N 8491           | Spring, front, short ... ..  | 2      | DTD.215                | C                      | EBY7      |
| 9718           | 10-20 N 8493           | Spring, rear, long ... ..  | 2      | DTD.215                | C                      | EBY7      |
|                | 10-20 P 2749A          | <b>CABLE</b> , and hose, re-fuelling, drop tank, Port, assembly  | 1      | —                      | —                      | EBY2      |
|                | 10-20 P 2757A          | <b>CABLE</b> , and hose, transfer valve, No. 3 tank, Port, assembly  | 1      | —                      | —                      | EBY2      |
|                | 10-20 P 2761A          | <b>CABLE</b> , and hose, transfer valve, No. 4 tank, Port, assembly  | 1      | —                      | —                      | EBY2      |
|                | —                      | <b>CLIPS</b> , securing cables on rib No. 4A, group  | 1      | —                      | —                      |           |
| 28E/9436947    | AS.3180/4B             | <b>CLIP</b> , "P" ... ..   | 4      | —                      | C                      |           |
| 28E/14039      | AS.3180/6B             | <b>CLIP</b> , "P" ... ..   | 1      | —                      | C                      |           |
| 28E/14040      | AS.3180/7B             | <b>CLIP</b> , "P" ... ..   | 2      | —                      | C                      |           |
| 28S/14005      | A32/B14                | <b>SCREW</b> , 4 BA ... ..   | 7      | —                      | C                      |           |
|                | FLIGHT REFUELLING LTD. |  |        |                        |                        |           |
| 5CW/8428       | C.3504100/179          | <b>SWITCH</b> , float, Mk. 4, series 179, tank No. 3, coded "SD" and "SM" (Mod. 1111)  | 2      | —                      | —                      | EBY2      |
|                | FLIGHT REFUELLING LTD. |  |        |                        |                        |           |
| 5CW/8428       | C.3504100/179          | <b>SWITCH</b> , float, Mk. 4, series 179, tank No. 4, coded "SA" and "ST" (Mod. 1111)  | 2      | —                      | —                      | EBY2      |
|                |                        | Attachments for C.3504100/179, Switch :—   |        |                        |                        |           |
| 28D/12533      | A25/SC                 | Bolt, 2 BA ... ..  | 7      | —                      | C                      |           |
| 28D/12524      | A25/SE                 | Bolt, 1" BSF ... ..  | 1      | —                      | C                      |           |
| 26DL/5256-3507 | DHS.402/C              | Seal, bonded ... ..  | 7      | —                      | C                      | EBY8      |
| 26DL/5611      | DHS.402/E              | Seal, bonded ... ..  | 1      | —                      | C                      | EBY8      |
| 6254           | 10-20 P 3131A          | Washer, sealing, bonded, assembly ... ..   | 1      | —                      | C                      | EBY8      |
|                | —                      | <b>TERMINAL</b> , earth, station 15, coded "A," group  | 1      | —                      | —                      |           |
|                | 10-20 N 2301           | <b>TAG</b> , corrosion, 20 SWG ... ..  | 1      | L.16                   | LM                     | EBY8      |
| 6608           | 10-20 N 2295A          | <b>TERMINAL</b> , earth, 45°, assembly ... ..  | 1      | —                      | C                      | EBY2      |
|                |                        |  |        |                        |                        | EBY8      |
|                | 10-20 N 2297A          | <b>BRACKET</b> , assembly ... ..   | 1      | —                      | LM                     | EBY8      |
|                | DHS.436ND              | <b>PLATE</b> , doubling, 14 SWG ... ..   | 1      | BS.265                 | LM                     | EBY8      |
|                | 10-20 N 2299ND         | <b>PLATE</b> , terminal, 16 SWG ... ..   | 1      | BS.265                 | LM                     | EBY8      |
| 26DV/11786     | AS.2751                | <b>CIRCLIP</b> ... ..  | 4      | —                      | C                      | EBY8      |
| 12687          | DHS.379/1              | <b>LABEL</b> , half ... ..   | 1      | BS.265                 | C                      | EBY8      |
| 12688          | DHS.379/2              | <b>LABEL</b> , half ... ..   | 1      | BS.265                 | C                      | EBY8      |
| 26DV/11785     | AS.2749                | <b>SOCKET</b> , half ... ..  | 8      | BS.265                 | C                      | EBY8      |
| 26DV/11785     | AS.2747                | <b>SOCKET</b> , terminal, assembly ... ..  | 4      | —                      | C                      | EBY8      |

**ELECTRICAL INSTALLATIONS  
INSTALLATION OF PRESSURE RE-FUELLING SYSTEM,  
CODED "QT" (PRE MOD. 2)**

| Ref. No.     | Part No.  | Description   | No. off | Material Specification | Class of Store or L.M | Place No.    |
|--------------|-----------|---|---------|------------------------|-----------------------|--------------|
|              |           |   |         |                        |                       |              |
| 26DV/11787   | AS.2752   | <b>SPACER</b> ... ..  | 4       | —                      | C                     | EBY8         |
|              |           | Attachments for 10-20 N 2295A, Terminal :—  |         |                        |                       |              |
| 28D/15531    | A60/5E    | Bolt, 1/4" BSF ... ..   | 2       | —                      | C                     |              |
| 28M/12931    | A27/ET    | Nut, 1/4" BSF ... ..  | 2       | —                      | C                     |              |
| 28VV/9419405 | SP.15/E   | Washer ... ..   | 2       | —                      | C                     |              |
|              | —         | <b>TERMINAL</b> , earth, station 17, coded "A," group   | 1       | —                      | —                     |              |
| 26DV/7529    | DHS.438/C | <b>TAG</b> , corrosion ... ..   | 1       | L.16                   | C                     | EBY8<br>EBY2 |
| 26DV/4969    | DHS.437/C | <b>TERMINAL</b> , earth, assembly<br>(For breakdown see DHS. Data Sheet)  | 1       | —                      | C                     |              |
|              |           | Attachments for DHS.437/C, Terminal :—  |         |                        |                       |              |
| 28D/9436920  | A25/1C    | Bolt, 2 BA ... ..   | 2       | —                      | C                     |              |
| 28D/9419454  | SP.10/C   | Washer ... ..   | 2       | —                      | C                     |              |
|              | —         | <b>VALVE</b> , re-fuelling, drop tank, coded "SF"<br>(See sub-section "QG")                                       | —       | —                      | —                     |              |
|              | —         | <b>VALVE</b> , transfer, tank No. 3, coded "SP" (See sub-section "QG")  | —       | —                      | —                     |              |
|              | —         | <b>VALVE</b> , transfer, tank No. 4, coded "SR" (See sub-section "QG")  | —       | —                      | —                     |              |
| 32B/—        | —         | <b>TAPE</b> , identification, numbers and letters, use from Ref. Nos. 32B/1087 to 32B/1120 inclusive, as required | QR      | —                      | C                     |              |

**ELECTRICAL INSTALLATIONS**  
**INSTALLATION OF PRESSURE RE-FUELLING SYSTEM,**  
**CODED "QT" (PRE MOD. 2)**

| Ref. No | Part No. | Description |   |   |   |   |   | No. off | Material Specification | Class of Store or L.M | Plate No. |
|---------|----------|-------------|---|---|---|---|---|---------|------------------------|-----------------------|-----------|
|         |          | 1           | 2 | 3 | 4 | 5 | 6 |         |                        |                       |           |
|         |          |             |   |   |   |   |   |         |                        |                       |           |

**ELECTRICAL INSTALLATIONS  
INSTALLATION OF PRESSURE RE-FUELLING SYSTEM,  
CODED "QT" (MOD. 2)**

| Ref. No.    | Part No.            | Description   | No. off | Material Specification | Class of Store or L.M | Plate No. |
|-------------|---------------------|---|---------|------------------------|-----------------------|-----------|
|             |                     |   |         |                        |                       |           |
|             |                     | <b>INSTALLATION OF PRESSURE RE-FUELLING SYSTEM CODED "QT" (Mod. 2)</b>  | 1       | —                      | —                     |           |
|             |                     | <b>INSTALLATION IN COCKPIT</b>  | 1       | —                      | —                     |           |
|             |                     | <b>INSTALLATION AT P.A.S., PANEL, CODED "AU" AND FRAME STN. 87"5, L.H. SIDE OF COCKPIT (Drg. Nos. 10-20 F 2725, 10-20 F 3887, 10-20 N 11421, 10-20 N 14415 and 10-20 N 22903)</b> | 1       | —                      | —                     |           |
|             |                     | <b>BLOCK, terminal, coded "DU" and mounting plate, group (Mod. 655)</b>   | 1       | —                      | —                     |           |
|             | DHS.456/10          | <b>BLOCK, terminal, 10-way, assembly (For breakdown see DHS. Data Sheet)</b>  | 1       | —                      | —                     | EBY3      |
| 5X/3275     |                     | <b>COVER, terminal block</b>  | 1       | —                      | C                     |           |
| 28M/9434251 | 10-20 N 10249A      | <b>PLATE, mounting, assembly</b>  | 1       | —                      | —                     | EBY8      |
|             | AGS.2008/B/1        | <b>NUT, 4 BA, anchor</b>  | 2       | —                      | C                     |           |
|             | 10-20 N 10247ND     | <b>PLATE, bare, 18 SWG</b>  | 1       | L.72                   | LM                    | EBY8      |
|             |                     | Attachments for 10-20 N 10249A, Plate:—   |         |                        |                       |           |
| 28D/1007979 | AS.1246/1B          | <b>Bolt, 4 BA</b>   | 1       | —                      | C                     |           |
| 28W/9419474 | SP.15/B             | <b>Washer</b>   | 1       | —                      | C                     |           |
| 5X/9450403  | PLESSEY Z.28426     | <b>PILLAR, fixing, 4 BA (5340-99-945-0403)</b>  | 2       | —                      | C                     |           |
|             |                     | <b>BLOCK, terminal, coded "NY," group</b>   | 1       | —                      | —                     |           |
|             | DHS.456/20          | <b>BLOCK, terminal, 20-way, assembly (For breakdown see DHS. Data Sheet)</b>  | 1       | —                      | —                     | EBY3      |
| 5X/9149643  | PLESSEY CZ.25111    | <b>COVER, terminal block (5940-99-914-9643)</b>   | 1       | —                      | C                     |           |
| 28M/10287   | AGS.2001/B/1        | <b>NUT, 4 BA</b>  | 2       | —                      | C                     |           |
| 12732       | 10-20 N 8085        | <b>PILLAR, fixing, 4 BA</b>   | 2       | —                      | C                     |           |
| 28W/9419401 | SP.10/B             | <b>WASHER</b>   | 2       | —                      | C                     |           |
|             | 10-20 N 9/552 Mk. 1 | <b>CABLE, coded "5.NY.QT-QT.DU.8," assembly</b>   | 1       | —                      | ECC                   | EBY3      |
|             | 10-20 N 22903/      |   |         |                        |                       |           |
|             | CABLES              | <b>CABLE, link, assembly (Mod. 1000)</b>  | QR      | —                      | ECC                   | EBY3      |
|             |                     | <b>INDICATOR, magnetic, coded "R," group</b>  | 1       | —                      | —                     |           |
| 5CZ/5921    | C.5175Y Mk. 56      | <b>INDICATOR, electro magnetic</b>  | 1       | —                      | P                     | EBY3      |
| 5CZ/—       | THORN 80/10/0285    | <b>PLATE, pressure</b>  | 1       | —                      | C                     |           |
| 5CZ/—       | THORN 80/10/0284    | <b>RECEPTACLE</b>   | 1       | —                      | C                     |           |
| 10F/0510581 |                     | <b>SWITCH, toggle, coded "S" (5930-99-051-0581)</b>   | 1       | —                      | P                     | EBY3      |
|             |                     | <b>INSTALLATION AT NAVIGATOR'S AND I.F.F. PANEL, CODED "AN" AND RELAY GROUP "T" (Drg. Nos. 10-20 N 5733, 10-20 N 20443, 10-20 N 20315A and 10-20 N 20479)</b>                     | 1       | —                      | —                     |           |
|             |                     | <b>BLOCK, terminal, coded "U," group</b>  | 1       | —                      | —                     |           |
|             | DHS.456/10          | <b>BLOCK, terminal, 10-way, assembly (For breakdown see DHS. Data Sheet)</b>  | 1       | —                      | —                     | EBY4      |
| 5X/3275     | PLESSEY CZ.26808    | <b>COVER, terminal block</b>  | 1       | —                      | C                     |           |
| 5X/9450403  | PLESSEY Z.28426     | <b>PILLAR, fixing, 4 BA (5340-99-945-0403)</b>  | 2       | —                      | C                     |           |
|             | 10-20 N 9/552 Mk. 4 | <b>CABLE, coded "N.K.AN.QT-QT.★29.A.8," assembly</b>  | 1       | —                      | ECC                   | EBY4      |
|             | 10-20 N 14061A      | <b>CABLE, coded "U.T.-AN.K," assembly (Mod. 655)</b>  | 1       | —                      | ECC                   | EBY4      |
|             |                     | <b>INDICATOR, re-fuelling, coded "K" (See sub-section "FB")</b>   | —       | —                      | —                     |           |
|             |                     | <b>TERMINAL, earth, station 29, coded "A," group</b>  | 1       | —                      | —                     |           |
| 26DV/7529   | DHS.438/C           | <b>TAG, corrosion</b>   | 1       | —                      | C                     | EBY8      |
| 6608        | 10-20 N 2295A       | <b>TERMINAL, earth, 45°, assembly</b>   | 1       | —                      | C                     | EBY4      |
|             |                     |   |         |                        |                       | EBY8      |
|             | 10-20 N 2297A       | <b>BRACKET, assembly</b>  | 1       | —                      | LM                    | EBY8      |

**ELECTRICAL INSTALLATIONS  
INSTALLATION OF PRESSURE RE-FUELLING SYSTEM,  
CODED "QT" (MOD. 2)**

| Ref. No.         | Part No.                  | Description   | No. off | Material Specification | Class of Store or LM | Plate No.    |
|------------------|---------------------------|---|---------|------------------------|----------------------|--------------|
|                  |                           |   |         |                        |                      |              |
|                  | DHS.436ND                 | <b>PLATE</b> , doubling, 14 SWG ...   | 1       | BS.265                 | LM                   | EBY8         |
|                  | 10-20 N 2299ND            | <b>PLATE</b> , terminal, 16 SWG ...   | 1       | BS.265                 | LM                   | EBY8         |
| 26DV/11786       | AS.2751                   | <b>CIRCLIP</b> ...  | 4       | —                      | C                    | EBY8         |
| 12687            | DHS.379/1                 | <b>LABEL</b> , half ...   | 1       | —                      | C                    | EBY8         |
| 12688            | DHS.379/2                 | <b>LABEL</b> , half ...   | 1       | —                      | C                    | EBY8         |
| 26DV/11785       | AS.2749                   | <b>SOCKET</b> , half ...  | 8       | —                      | C                    | EBY8         |
| 5H/76            | AS.2747                   | <b>SOCKET</b> , terminal, assembly ...  | 4       | —                      | C                    | EBY8         |
| 26DV/11787       | AS.2752                   | <b>SPACER</b> ...   | 4       | —                      | C                    | EBY8         |
|                  |                           | Attachments for 10-20 N 2295A, Terminal :—  |         |                        |                      |              |
| 28D/9140202      | AS.1246/1C                | Bolt, 2 BA ...  | 2       | —                      | C                    |              |
| 28M/10288        | AGS.2001/C/1              | Nut, 2 BA ...   | 2       | —                      | C                    |              |
| 28W/9419454      | SP.10/C                   | Washer ...  | 2       | —                      | C                    |              |
|                  |                           | <b>INSTALLATION ON NAVIGATOR'S SHOULDER GUARD AND EQUIPMENT DECK AFT OF COCKPIT</b> (Drg. Nos. 10-20 F 2685, 10-20 N 10029, 10-20 N 11421, 10-20 N 11713, 10-20 N 12977, 10-20 N 15453 and 10-20 N 24093) | 1       | —                      | —                    |              |
|                  |                           | <b>BLOCK</b> , fuse, coded "S-B," group ...   | 1       | —                      | —                    |              |
|                  |                           | <b>BLOCK</b> , fuse, 12-way (See sub-section EBV)   | —       | —                      | —                    |              |
| 10H/23862        |                           | <b>FUSE</b> , 10 amp. ...   | 1       | —                      | C                    |              |
|                  |                           | <b>BLOCK</b> , fuse, coded "S-C," group ...   | 1       | —                      | —                    |              |
|                  |                           | <b>BLOCK</b> , fuse, 12-way (See sub-section "EBV")   | —       | —                      | —                    |              |
| 10H/23861        |                           | <b>FUSE</b> , 15 amp. ...   | 1       | —                      | C                    | EBY4         |
|                  |                           | <b>BLOCK</b> , terminal, coded "NX," group ...  | 1       | —                      | —                    |              |
|                  | DHS.456/20                | <b>BLOCK</b> , terminal, 20-way, assembly (For breakdown see DHS. Data Sheet)   | 1       | —                      | —                    | EBY3         |
| 5X/9149643       | PLESSEY CZ.25111          | <b>COVER</b> , terminal block (5940-99-914-9643)  | 1       | —                      | C                    |              |
| 5X/9450403       | PLESSEY Z.28426           | <b>PILLAR</b> , fixing, 4 BA (5340-99-945-0403)   | 2       | —                      | C                    |              |
| 16606            | 10-20 N 14669A            | <b>BOX</b> , fuse, c/w wiring and equipment, coded "EZ," assembly (Mod. 840) (Pre Mod. 1394)  | 1       | —                      | P                    | EBY3<br>EBY7 |
| 16614            | 10-20 N 14665A            | <b>BOX</b> , fuse, bare, assembly ...   | 1       | —                      | P                    | EBY7         |
|                  |                           | Spares for :—   |         |                        |                      |              |
|                  | 10-20 N 12775             | <b>LABEL</b> , 20 SWG ...   | 1       | Alumn.                 | LM                   | EBY7         |
|                  | 10-20 N 12779             | <b>LABEL</b> , 20 SWG ...   | 1       | Alumn.                 | LM                   | EBY7         |
|                  | 10-20 N 12781             | <b>LABEL</b> , 20 SWG ...   | 1       | Alumn.                 | LM                   | EBY7         |
| 5X/7888          | HARWIN H.1012             | <b>PILLAR</b> , terminal ...  | 20      | —                      | C                    |              |
|                  | 10-20 N 14669A/<br>CABLES | <b>CABLE</b> , link, assembly (Mod. 840)  | QR      | —                      | ECC                  |              |
| 5920-99-059-0170 |                           | <b>FUSE</b> , unit, single way, 2.5 amps....  | 10      | —                      | P                    |              |
|                  |                           | Attachments for 10-20 N 14669A, Box :—  |         |                        |                      |              |
| 17475            | 10-20 N 20831             | Pillar, fixing, 4 BA (Mod. 1100) (Pre Mod. 1394)  | 2       | —                      | C                    | EBY7         |
| 28W/1200073      | SP.23/B                   | Washer ...  | 2       | —                      | C                    |              |
| 20457            | 10-20 N 24693A            | <b>BOX</b> , fuse, complete with wiring and equipment (Mod. 1394)   | 1       | —                      | C                    | EBY7         |
|                  | 10-20 N 24729A            | <b>BOX</b> , fuse, bare, assembly ...   | 1       | —                      | —                    | EBY7         |
|                  |                           | Spares for :—   |         |                        |                      |              |
|                  | 10-20 N 12775             | <b>LABEL</b> , 20 SWG ...   | 1       | Alumn.                 | LM                   | EBY7         |
|                  | 10-20 N 12781             | <b>LABEL</b> , 20 SWG ...   | 1       | Alumn.                 | LM                   | EBY7         |
|                  | 10-20 N 12779             | <b>LABEL</b> , 20 SWG ...   | 1       | Alumn.                 | LM                   | EBY7         |
| 5X/7888          | HARWIN H.1012             | <b>PILLAR</b> , terminal ...  | 20      | —                      | C                    |              |
|                  | 10-20 N 24693A/<br>CABLES | <b>CABLE</b> , link, assembly ...   | QR      | —                      | ECC                  |              |
| 5920-99-059-0170 |                           | <b>FUSE</b> , unit, single way, 2.5 amps....  | 10      | —                      | P                    |              |
|                  |                           | Attachments for 10-20 N 24693A, Box :—  |         |                        |                      |              |
| 20455            | 10-20 N 24695             | Pillar, fixing, 4 BA (Mod. 1394)...   | 2       | —                      | C                    | EBY7         |
| 28W/1200073      | SP.23/B                   | Washer ...  | 2       | —                      | C                    |              |

**ELECTRICAL INSTALLATIONS  
INSTALLATION OF PRESSURE RE-FUELLING SYSTEM,  
CODED "QT" (MOD. 2)**

| Ref. No.     | Part No.                               | Description   | No. off | Material Specification | Class of Score or L.M | Plate No. |
|--------------|--|---|---------|------------------------|-----------------------|-----------|
|              |  |   |         |                        |                       |           |
|              | 10-20 N 12149A                         | <b>CABLE</b> , bung "JB6," coded "KK MW.A, MW.B, NX, Q," assembly   | 1       | —                      | ECC                   |           |
|              | 10-20 N 23577A                         | <b>CABLE</b> , bung "Q11," assembly (Mod. 1180) ...   | 1       | —                      | ECC                   |           |
|              | 10-20 N 9/552 Mk. 6                    | <b>CABLE</b> , coded "24.C.S.QTG-QTG.NX.17," assembly   | 1       | —                      | ECC                   |           |
|              | 10-20 N 9/652 Mk. 12                   | <b>CABLE</b> , coded "9.TU.QT-QT.NX.11," assembly (Mod. 1180)   | 1       | —                      | ECC                   |           |
|              | 10-20 N 9/652 Mk. 13                   | <b>CABLE</b> , coded "14.S.B.QTH-QTH.JK.5," assembly (Mod. 1180)  | 1       | —                      | ECC                   |           |
|              | 10-20 N 9/652 Mk. 14                   | <b>CABLE</b> , coded "10.T.U.QT-QT.NX.18," assembly (Mod. 1180)   | 1       | —                      | ECC                   |           |
| 19342        | 10-20 N 12159A                         | <b>CABLE</b> , coded "Q.BP," assembly ...   | 1       | —                      | ECC                   |           |
|              | 10-20 F 4187A                          | <b>COVER</b> , for bung "JB6" socket and plug coded "MW.A" and "MWB," at socket and plug mounting bracket on equipment deck, aft of pilot's seat assembly (Mod. 963)<br>Spares for :— | 1       | —                      | C                     | EBY7      |
|              | 10-20 F 4183ND                         | <b>SEAL</b> , "NEO-K-TEX," 1/16" thick (Drg. No. 10-20 F 4157A)<br>Attachments for 10-20 F 4187A, Cover :—<br>(Use existing 6 BA screws as supplied with socket "MW.B")               | QR      | DTD.762                | LM                    | EBY7      |
| 17474        | 10-20 N 20833A                         | <b>COVER</b> , fuse box, assembly (Mod. 1100) ...<br>(Pre Mod. 1394)<br>Attachments for 10-20 N 20833A, Cover :—  | 1       | —                      | C                     | EBY7      |
| 28D/9128739  | AS.1248/3B                             | Bolt, 4 BA ...  | 2       | —                      | C                     |           |
| 28W/1200073  | SP.23/B                                | Washer ...  | 2       | —                      | C                     |           |
| 20456        | 10-20 N 24699A                         | <b>COVER</b> , fuse box, assembly (Mod. 1394) ...<br>Attachments for 10-20 N 24699A, Cover :—   | 1       | —                      | C                     | EBY7      |
| 28D/9128739  | AS.1248/3B                             | Bolt, 4 BA ...  | 2       | —                      | C                     |           |
| 28W/1200073  | SP.23/B                                | Washer ...  | 2       | —                      | C                     |           |
| 27FR/3667    | FLIGHT<br>REFUELLING LTD.<br>C.6320016 | <b>PANEL</b> , control, in flight re-fuelling (Mod. 5001)<br>(Pre Mod. FR1112) (Special order only)   | 1       | —                      | P                     |           |
| 27FR/8011    | FLIGHT<br>REFUELLING LTD.              | <b>PANEL</b> , control, in flight re-fuelling (Mod. 5001)<br>(Mod. FR1112) (Special order only)   | 1       | —                      | P                     |           |
|              | 10-20 N 23057A                         | <b>PANEL</b> , switch, coded "MX," c/w wiring and equipment, assembly (Mod. 1180)<br>Spares for :—  | 1       | —                      | —                     | EBY7      |
| 5K/6681      | HELLERMANN<br>HV.2256                  | <b>BOOT</b> ...   | 20      | —                      | C                     |           |
| 5K/2876      | 10-20 N 23057A/<br>CABLES              | <b>CABLE</b> , link ...   | QR      | —                      | ECC                   |           |
| 19241        | SP.40/A20                              | <b>GROMMET</b> ...  | 1       | —                      | C                     |           |
|              | 10-20 N 23065A                         | <b>GUARD</b> , switch, coded "AE," assembly ...   | 1       | —                      | —                     | EBY7      |
|              | —                                      | <b>LAMPS</b> , coded "AA," "AB," "AC" and "AD" (See sub-section EBL)  | —       | —                      | —                     |           |
| 10CV/0372039 | CV. 7039                               | <b>RECTIFIER</b> , germanium (5960-99-037-2039)   | 10      | —                      | P                     |           |
| 10F/0510554  | B.T.M. G.15/M                          | <b>SWITCH</b> , rotary, 2-pole, coded "AE" ...<br>(5930-99-051-0554)  | 1       | —                      | P                     |           |
| 10F/0510551  | —                                      | <b>SWITCH</b> , toggle, single pole ...<br>(5930-99-051-0551)   | 10      | —                      | P                     |           |

**ELECTRICAL INSTALLATIONS**  
**INSTALLATION OF PRESSURE RE-FUELLING SYSTEM,**  
**CODED "QT" (MOD. 2)**

| Ref. No.    | Part No.                  | Description   | No. off | Material Specification | Class of Store or L.M | Place No. |
|-------------|---------------------------|---|---------|------------------------|-----------------------|-----------|
|             |                           |   |         |                        |                       |           |
| 28D/9436920 | A25/1C                    | Attachments for 10-20 N 23057A, Panel :-  |         |                        |                       |           |
| 28M/10288   | AGS.2001/C/1              | Bolt, 2 BA  | 4       | —                      | C                     |           |
| 28W/9419402 | SP.13/C                   | Nut, 2 BA   | 4       | —                      | C                     |           |
| 5X/7310     | HELLERMANN HC.1290        | Washer  | 4       | —                      | C                     |           |
|             |                           | SPLICE, in-line, coded "JK"   | 1       | —                      | C                     |           |
|             |                           | <b>INSTALLATION AT REAR PRESSURE BULK-HEAD,</b> coded "Q" (Drg. Nos. 10-20 N 10635 and 10-20 N 11421) | 1       | —                      | —                     |           |
|             |                           | BLOCK, fuse, coded "A," group   | 1       | —                      | —                     |           |
| 10H/23864   |                           | BLOCK, fuse, 12-way (See sub-section EBV)   | —       | —                      | —                     |           |
|             |                           | FUSE, 5 amp.  | 1       | —                      | C                     |           |
|             |                           | BLOCK, fuse, coded "B," group   | 1       | —                      | —                     |           |
| 10H/23864   |                           | BLOCK, fuse, 12-way (See sub-section EBV)   | —       | —                      | —                     |           |
|             |                           | FUSE, 5 amp.  | 1       | —                      | C                     |           |
|             | 10-20 N 23103A            | CABLE, bung "Q1," coded "FB," assembly (Mod. 1120, Pre Mod. 803) (For cables circuit coded "QT")      | 1       | —                      | ECC                   | EBY3      |
|             | 10-20 N 23105A            | CABLE, bung "Q1," coded "FB," assembly (Mods. 1120 and 803) (For cables circuit coded "QT")           | 1       | —                      | ECC                   | EBY3      |
|             | 10-20 N 9/552 Mk. 3       | CABLE, coded "18.BP.Q.QT-QT.★2.E.4," assembly   | 1       | —                      | ECC                   | EBY4      |
|             | 10-20 N 9/552 Mk. 5       | CABLE, coded "19.BP.Q.QT-QT.★2.E.2," assembly   | 1       | —                      | ECC                   | EBY4      |
|             | 10-20 N 9/552 Mk. 7       | CABLE, coded "12.NX.QT-QT.Q.BP.4," assembly   | 1       | —                      | ECC                   | EBY4      |
|             | 10-20 N 9/552 Mk. 2       | CABLE, coded "19.NX.QT-QT.★2.E.3," assembly   | 1       | —                      | ECC                   | EBY4      |
|             | 10-20 N 14063A            | CABLE, coded "Q.BP.AN.K," assembly  | 1       | —                      | ECC                   | EBY4      |
|             | 10-20 N 23535A            | PANEL, relay, c/w wiring and equipment, assembly (Mod. 1120)  | 1       | —                      | —                     | EBY4      |
|             | 10-20 N 23535A/<br>CABLES | CABLE, link   | QR      | —                      | ECC                   | EBY4      |
|             | 10-20 N 12023A            | PANEL, relay, c/w equipment, less wiring, assembly<br>Spares for :-                                   | 1       | —                      | —                     | EBY4      |
|             |                           | BLOCK, terminal, coded "BP," group  | 1       | —                      | —                     |           |
|             | DHS.456/20L               | BLOCK, terminal, 20-way, L.H., assembly<br>(For breakdown see DHS. Data Sheet)                        | 1       | —                      | —                     | EBY4      |
| 5X/9149643  | PLESSEY CZ.25111          | COVER, terminal block<br>(5940-99-914-9643)   | 1       | —                      | C                     |           |
| 5X/1004082  | PLESSEY Z.50210           | LINK, terminal connecting, 2-way...<br>(5940-99-100-4082)   | 3       | —                      | C                     |           |
| 28M/10327   | AGS.2002/B/1              | NUT, 4 BA   | 2       | —                      | C                     |           |
| 5X/9450403  | PLESSEY Z.28426           | PILLAR, fixing, 4 BA<br>(5340-99-945-0403)  | 2       | —                      | C                     |           |
| 5195        | DHS.849                   | SCREW, terminal (For terminals Nos. 8, 11, 12, 18 and 19)   | 5       | —                      | C                     | EBY8      |
|             |                           | BLOCK, terminal, coded "BT," group  | 1       | —                      | —                     |           |
|             | DHS.456/20L               | BLOCK, terminal, 20-way, L.H., assembly<br>(For breakdown see DHS. Data Sheet)                        | 1       | —                      | —                     | EBY3      |
| 5X/9149643  | PLESSEY CZ.25111          | COVER, terminal block<br>(5940-99-914-9643)   | 1       | —                      | C                     |           |
| 28M/10327   | AGS.2002/B/1              | NUT, 4 BA   | 2       | —                      | C                     |           |
| 5X/9450403  | PLESSEY Z.28426           | PILLAR, fixing, 4 BA<br>(5340-99-945-0403)  | 2       | —                      | C                     |           |
|             |                           | BLOCK, terminal, coded "BU," group  | 1       | —                      | —                     |           |
|             | DHS.456/5L                | BLOCK, terminal, 5-way, L.H., assembly<br>(For breakdown see DHS. Data Sheet)                         | 1       | —                      | —                     | EBY3      |

**ELECTRICAL INSTALLATIONS**  
**INSTALLATION OF PRESSURE RE-FUELLING SYSTEM,**  
**CODED "QT" (MOD. 2)**

| Ref. No.     | Part No.                       | Description   | No. off | Material Specification | Class of Score or L.M | Plate No. |
|--------------|--------------------------------|---|---------|------------------------|-----------------------|-----------|
|              |                                |   |         |                        |                       |           |
| 5X/9149641   | PLESSEY CZ.26805               | COVER, terminal block ... ..  | 1       | —                      | C                     |           |
| 28M/10327    | AGS.2002/B/1                   | NUT, 4 BA ... ..  | 2       | —                      | C                     |           |
| 5X/9450403   | PLESSEY Z.28426                | PILLAR, fixing, 4 BA ... ..   | 2       | —                      | C                     |           |
| 5CZ/5782     | PLESSEY CE.51102               | CAPACITOR, 140 mfd., coded "BS"   | 1       | —                      | P                     |           |
| 28M/9995181  | A53/B                          | Attachments for CE.51102, Capacitor :—<br>Nut, 4 BA (Replacing existing nut on capacitor)                   | 1       | —                      | C                     |           |
| 28W/1200328  | AGS.2037/B                     | Washer, shakeproof ... ..   | 1       | —                      | C                     |           |
| 12721        | PAGE ENGINEERING<br>A.345      | COVER, capacitor ... ..   | 1       | —                      | C                     | EBR2      |
| 14884        | 10-20 N 12037                  | MOUNTING, rectifier, laminated fibre glass (Ref. Drg. No. 10-20 N 12031A)                                   | 1       | —                      | C                     | EBY7      |
|              | 10-20 N 12957                  | PAD, distance, under relay covers, at relays, coded "BJ" and "BL," rubber, shore hardness 40° × 1/16" thick | 4       | —                      | LM                    | EBY7      |
|              | 10-20 N 22415A                 | PLATE, blanking ... ..  | 2       | —                      | —                     | EBY7      |
|              | 10-20 N 22415A                 | (Mod. 1120, Pre Mod. 963)   |         |                        |                       |           |
| 28M/9434251  | 10-20 N 22415A<br>AGS.2008/B/1 | PLATE, blanking (Mod. 963) ... ..   | 1       | —                      | —                     | EBY7      |
|              | 10-20 N 22417ND                | NUT, 4 BA ... ..  | 2       | —                      | C                     |           |
|              |                                | PLATE, bare, 18 SWG ... ..  | 1       | L.72                   | LM                    | EBY7      |
| 28S/1012450  | A32/B10                        | Attachments for 10-20 N 22415A, Plate:—   |         |                        |                       |           |
| 28W/1206041  | AGS.2035/B                     | Screw, 4 BA ... ..  | 2       | —                      | C                     |           |
|              | —                              | Washer, shakeproof ... ..   | 2       | —                      | C                     |           |
|              |                                | RECTIFIER, coded "BQ" and "BR," group   | 1       | —                      | —                     |           |
| 19341        | 10-20 N 16025                  | COVER, rectifier ... ..   | 1       | —                      | C                     | EBY7      |
|              |                                | Attachments for 10-20 N 16025,<br>Cover :—  |         |                        |                       |           |
| 28S/9992522  | A32/B16                        | Screw, 4 BA ... ..  | 2       | —                      | C                     |           |
| 28W/9419465  | SP.13/B                        | Washer ... ..   | 2       | —                      | C                     |           |
| 10CV/0372039 | 10-20 N 12039<br>CV.7039       | LINK, connecting, 22 SWG ... ..   | 1       | BS.265                 | LM                    | EBY7      |
|              |                                | RECTIFIER, germanium ... ..   | 2       | —                      | P                     | EBY4      |
|              |                                | (5960-99-037-2039)  |         |                        |                       |           |
| 28W/9437455  | SP.25/B                        | WASHER (Replacing existing spring washer)   | 2       | —                      | C                     |           |
| 28W/1206041  | AGS.2035/B                     | WASHER, shakeproof ... ..   | 2       | —                      | C                     |           |
|              |                                | (Replacing existing spring washer)  |         |                        |                       |           |
| 10F/0119139  | —                              | RELAY, magnetic, coded "BV" ... ..  | 1       | —                      | P                     | EBY4      |
| 10F/0119145  | —                              | RELAY, magnetic, coded "BC," "BD," "BG" and "BW" (5945-99-011-9145)   | 4       | —                      | P                     | EBY4      |
| 10F/0320971  | —                              | RELAY, magnetic, coded "BE" and "BF"  | 2       | —                      | P                     | EBY4      |
|              |                                | Attachments for Ref. No. 10F/0119139, 10F/0119145 or 10F/0320971, Relay :—                                  |         |                        |                       |           |
| 28M/10327    | AGS.2002/B/1                   | Nut, 4 BA ... ..  | 2       | —                      | C                     |           |
| 28S/1012450  | A32/B10                        | Screw, 4 BA ... ..  | 2       | —                      | C                     |           |
| 28W/9419465  | SP.13/B                        | Washer ... ..   | 2       | —                      | C                     |           |
| 28E/9436947  | AS.3180/4B                     | RESISTOR, coded "CL," group ... ..  | 1       | —                      | —                     |           |
| 28M/10287    | AGS.2001/B/1                   | CLIP, "P" ... ..  | 1       | —                      | C                     |           |
| 10W/0113231  | —                              | NUT, 4 BA ... ..  | 1       | —                      | C                     |           |
| 28S/9992522  | A32/B16                        | RESISTOR, 100 ohms ... ..   | 1       | —                      | C                     |           |
| 28W/9419465  | SP.13/B                        | SCREW, 4 BA ... ..  | 1       | —                      | C                     |           |
| 5CW/6853     | —                              | WASHER ... ..   | 1       | —                      | C                     |           |
|              |                                | SWITCH, magnetic, Type 10B, No. 15, coded "BJ" and "BL"   | 2       | —                      | P                     | EBY4      |

**ELECTRICAL INSTALLATIONS  
INSTALLATION OF PRESSURE RE-FUELLING SYSTEM,  
CODED "QT" (MOD. 2)**

| Ref. No.    | Part No.            | Description |   |   |   |  |    | No. of | Material Specification | Class of Score or L.M. | Plate No. |
|-------------|---------------------|-------------|---|---|---|--|----|--------|------------------------|------------------------|-----------|
|             |                     | 1           | 2 | 3 | 4 | 5  | 6  |        |                        |                        |           |
|             |                     |             |   |   |   |  |    |        |                        |                        |           |
| 28S/1012450 | A32/B10             |             |   |   |   | Attachments for Ref. No. 5CW/6853,<br>Switch :—<br>Screw, 4 BA (Fit at switch coded "BJ")  | 2  | —      | C                      |                        |           |
| 28S/9995376 | A32/B20             |             |   |   |   | Screw, 4 BA (Fit at switch coded "BL")   | 2  | —      | C                      |                        |           |
| 26DV/12294  | DHS.489/3           |             |   |   |   | Spacer (Fit at switch coded "BL")  | 2  | —      | C                      |                        |           |
| 28W/1206041 | AGS.2035/B          |             |   |   |   | Washer, shakeproof   | 2  | —      | C                      |                        |           |
| 28D/9138768 | A25/1/2C            |             |   |   |   | Attachments for 10-20 N 23535A, Panel :—<br>Bolt, 2 BA   | 4  | —      | C                      |                        |           |
| 28W/1006946 | AGS.2035/C          |             |   |   |   | Washer   | 4  | —      | C                      |                        |           |
| 20987       | 10-20 X 9363        |             |   |   |   | <b>WASHER</b>  | QR | —      | C                      |                        |           |
| 26DV/7529   | DHS.438/C           |             |   |   |   | <b>TERMINAL</b> , earth, stn. 2, coded "E," group  | 1  | —      | —                      | EBY8                   |           |
| 26DV/4969   | DHS.437/C           |             |   |   |   | <b>TAG</b> , corrosion   | 1  | —      | C                      | EBY4                   |           |
|             |                     |             |   |   |   | <b>TERMINAL</b> , earth, assembly<br>(For breakdown see DHS. Data Sheet)   | 1  | —      | C                      |                        |           |
| 28M/10288   | AGS.2001/C/1        |             |   |   |   | Attachments for DHS.437/C, Terminal :—<br>Nut, 2 BA  | 2  | —      | C                      |                        |           |
| 28W/9419475 | SP.15/C             |             |   |   |   | Washer   | 2  | —      | C                      |                        |           |
|             |                     |             |   |   |   | <b>INSTALLATION AT PORT EXTENSION<br/>WING AND OUTBOARD<br/>PYLON</b> (Drg. Nos. 10-20 N 5907,<br>10-20 N 11211, 10-20 N 11355,<br>10-20 N 11509, 10-20 N 13811,<br>SPECIAL ORDER ONLY, 10-20 P<br>1253, 10-20 WE 3351 and 10-20 A<br>1697A/1, SPECIAL ORDER ONLY) | 1  | —      | —                      |                        |           |
|             | DHS.456/20          |             |   |   |   | <b>BLOCK</b> , terminal, 20-way, coded "SG," assembly<br>(For breakdown see DHS. Data Sheet)   | 1  | —      | —                      | EBY5                   |           |
| 28S/1011488 | A32/B28             |             |   |   |   | Attachments for DHS.456/20, Block :—<br>Screw, 4 BA  | 2  | —      | C                      |                        |           |
| 28W/9419401 | SP.10/B             |             |   |   |   | Washer   | 2  | —      | C                      |                        |           |
|             | DHS.456/10          |             |   |   |   | <b>BLOCK</b> , terminal, coded "SN," group   | 1  | —      | —                      | EBY5                   |           |
|             |                     |             |   |   |   | <b>BLOCK</b> , terminal, 10-way, assembly<br>(For breakdown see DHS. Data Sheet)   | 1  | —      | —                      | EBY5                   |           |
| 28D/1214867 | AS.1246/5B          |             |   |   |   | <b>BOLT</b> , 4 BA   | 2  | —      | C                      |                        |           |
| 5X/1004082  | PLESSEY Z.50210     |             |   |   |   | <b>LINK</b> , terminal, connecting, 2-way<br>(5940-99-100-4082)  | 2  | —      | C                      | EBY5                   |           |
|             | 10-20 N 23111A      |             |   |   |   | <b>BRACKET</b> , mounting, c/w socket/plugs, coded<br>"SJ," assembly (Mod. 1232) (For<br>remainder of breakdown see sub-<br>section BA)  | 1  | —      | —                      |                        |           |
| 10H/20417   |                     |             |   |   |   | Spares for :—<br><b>SOCKET/PLUG</b> , bulkhead, coded "SJ5" ...  | 1  | —      | P                      |                        |           |
|             | 10-20 N 9/612 Mk. 3 |             |   |   |   | <b>CABLE</b> , coded "2.SG.QT-QT.SN.6," assembly ...   | 1  | —      | ECC                    | EBY5                   |           |
|             | 10-20 N 9/612 Mk. 4 |             |   |   |   | <b>CABLE</b> , coded "8.SG.QT-QT.SN.2," assembly ...   | 1  | —      | ECC                    | EBY5                   |           |
|             | 10-20 N 8991A       |             |   |   |   | <b>CABLE</b> , coded "SH8," assembly ...   | 1  | —      | ECC                    | EBY5                   |           |
|             | 10-20 N 13899A      |             |   |   |   | <b>CABLE</b> , coded "SH8," assembly (Mod. 655) ...  | 1  | —      | ECC                    | EBY5                   |           |
|             | 10-20 N 12139A      |             |   |   |   | <b>CABLE</b> , coded "SJ5," assembly ...   | 1  | —      | ECC                    | EBY5                   |           |
|             | 10-20 N 8603A       |             |   |   |   | <b>CABLE</b> , coded "SJ5-TP-Y," assembly (Mod. 5008)<br>(Special Order Only) (For cables cir-<br>cuit coded "QT")   | 1  | —      | ECC                    | EBY5                   |           |
|             |                     |             |   |   |   | Attachments for 10-20 N 8603A, Cable (at butt<br>connector end :—<br>Bolt, shouldered, 6 BA  | 4  | —      | C                      | EBY7                   |           |
| 12352       | 10-20 N 8595        |             |   |   |   | Nut, 6 BA  | 4  | —      | C                      | EBY7                   |           |
| 28M/10286   | AGS.2001/A/1        |             |   |   |   | Spring   | 4  | —      | C                      | EBY7                   |           |
| 12353       | 10-20 N 9463        |             |   |   |   | Washer, 18 SWG   | 4  | —      | C                      | EBY7                   |           |
| 18355       | 10-20 N 8617        |             |   |   |   |  |    |        |                        |                        |           |

**ELECTRICAL INSTALLATIONS  
INSTALLATION OF PRESSURE RE-FUELLING SYSTEM,  
CODED "QT" (MOD. 2)**

| Ref. No.    | Part No.                           | Description   | No. off | Material Specification | Class of Store or L.M | Plate No.    |
|-------------|------------------------------------|---|---------|------------------------|-----------------------|--------------|
|             |                                    |   |         |                        |                       |              |
|             | 10-20 N 2119A                      | <b>CABLE</b> , float switch, No. 3, Port, coded "SD," assembly                        | 1       | —                      | ECC                   | EBY5         |
|             | 10-20 N 2079A                      | <b>CABLE</b> , float switch, No. 3, Port, coded "SM," assembly                        | 1       | —                      | ECC                   | EBY5         |
|             | 10-20 N 2123A                      | <b>CABLE</b> , float switch, No. 4, Port, coded "SA," assembly                        | 1       | —                      | ECC                   | EBY5         |
|             | 10-20 N 9143A                      | <b>CABLE</b> , float switch, No. 4, Port, coded "ST," assembly                        | 1       | —                      | ECC                   | EBY5         |
|             | 10-20 P 2749A                      | <b>CABLE</b> , and hose re-fuelling valve, drop tank, Port, assembly                  | 1       | —                      | ECC                   | EBY5         |
|             | 10-20 P 2757A                      | <b>CABLE</b> , and hose, transfer valve, No. 3 tank, Port, assembly                   | 1       | —                      | ECC                   | EBY5         |
|             | 10-20 P 2761A                      | <b>CABLE</b> , and hose, transfer valve, No. 4 tank, Port, assembly                   | 1       | —                      | ECC                   | EBY5         |
|             | —                                  | <b>CLIPS</b> , securing cables on rib No. 4A, group                                   | 1       | —                      | —                     | —            |
| 28E/9436947 | AS.3180/4B                         | <b>CLIP</b> , "P" ... ..  | 4       | —                      | C                     | —            |
| 28E/1201809 | AS.3180/6B                         | <b>CLIP</b> , "P" ... ..  | 1       | —                      | C                     | —            |
| 28E/9000882 | AS.3180/7B                         | <b>CLIP</b> , "P" ... ..  | 2       | —                      | C                     | —            |
| 28S/1008327 | A32/B14                            | <b>SCREW</b> , 4 BA ... ..  | 7       | —                      | C                     | —            |
| 5CW/8428    | FLIGHT REFUELLING<br>C.3504100/179 | <b>SWITCH</b> , float, Mk. 4, series 179, tank No. 3, coded "SD" and "SM" (Mod. 1111) | 2       | —                      | P                     | EBY5         |
| 5CW/8428    | FLIGHT REFUELLING<br>C.3504100/179 | <b>SWITCH</b> , float, Mk. 4, series 179, tank No. 4, coded "SA" and "ST" (Mod. 1111) | 2       | —                      | P                     | EBY5         |
|             |                                    | Attachments for C.3504100/179, Switch :—  |         |                        |                       |              |
| 28D/9133013 | A25/5C                             | Bolt, 2 BA (Fit at rib 4A) ... ..   | 7       | —                      | C                     | —            |
| 28D/1011240 | A25/5E                             | Bolt, 1/2" BSF (Fit at rib 4A) ... ..   | 1       | —                      | C                     | —            |
|             | DHS.1082/4 1/2 C                   | Bolt, 2 BA (Fit at rib 8) ... ..  | 7       | —                      | —                     | —            |
| 13196       | DHS.1082/4 1/2 E                   | Bolt, 1/2" BSF (Fit at rib 8) ... ..  | 1       | —                      | C                     | —            |
| 26DL/5456   | DHS.402/C                          | Seal, bonded ... ..   | 7       | —                      | C                     | EBY8         |
| 26DL/5611   | DHS.402/E                          | Seal, bonded ... ..   | 1       | —                      | C                     | EBY8         |
| 6254        | 10-20 P 3131A                      | Washer, sealing, bonded, assembly ... ..  | 1       | —                      | C                     | EBY8         |
|             | —                                  | <b>TERMINAL</b> , earth, station 15, coded "A," group                                 | 1       | —                      | —                     | —            |
|             | 10-20 N 2301                       | <b>TAG</b> , corrosion ... ..   | 1       | L.16                   | LM                    | EBY8         |
| 6608        | 10-20 N 2295A                      | <b>TERMINAL</b> , earth, 45°, assembly ... ..   | 1       | —                      | C                     | EBY5<br>EBY8 |
|             | 10-20 N 2297A                      | <b>BRACKET</b> , assembly ... ..  | 1       | —                      | LM                    | EBY8         |
|             | DHS.436ND                          | <b>PLATE</b> , doubling, 14 SWG ... ..  | 1       | BS.265                 | LM                    | EBY8         |
|             | 10-20 N 2299ND                     | <b>PLATE</b> , terminal, 16 SWG ... ..  | 1       | BS.265                 | LM                    | EBY8         |
| 26DV/11786  | AS.2751                            | <b>CIRCLIP</b> ... ..   | 4       | —                      | C                     | EBY8         |
| 12687       | DHS.379/1                          | <b>LABEL</b> , half ... ..  | 1       | —                      | C                     | EBY8         |
| 12688       | DHS.379/2                          | <b>LABEL</b> , half ... ..  | 1       | —                      | C                     | EBY8         |
| 26DV/11785  | AS.2749                            | <b>SOCKET</b> , half ... ..   | 8       | —                      | C                     | EBY8         |
| 5X/9028     | AS.2747                            | <b>SOCKET</b> , terminal, assembly ... ..   | 4       | —                      | C                     | EBY8         |
| 26DV/11787  | AS.2752                            | <b>SPACER</b> ... ..  | 4       | —                      | C                     | EBY8         |
|             |                                    | Attachments for 10-20 N 2295A, Terminal :—  |         |                        |                       |              |
| 28D/1212318 | A60/5E                             | Bolt, 1/2" BSF ... ..   | 2       | —                      | C                     | —            |
| 28M/1007403 | A27/ET                             | Nut, 1/2" BSF ... ..  | 2       | —                      | C                     | —            |
| 28W/9419405 | SP.15/E                            | Washer ... ..   | 2       | —                      | C                     | —            |
|             | —                                  | <b>TERMINAL</b> , earth, station 17, coded "A," group                                 | 1       | —                      | —                     | —            |
| 26DV/7529   | DHS.438/C                          | <b>TAG</b> , corrosion ... ..   | 1       | —                      | C                     | EBY8         |
| 26DV/4969   | DHS.437/C                          | <b>TERMINAL</b> , earth, assembly ... ..<br>(For breakdown see DHS. Data Sheet)       | 1       | —                      | C                     | EBY5         |
|             |                                    | Attachments for DHS.437/C, Terminal :—  |         |                        |                       |              |
| 28D/9436920 | A25/1C                             | Bolt, 2 BA ... ..   | 2       | —                      | C                     | —            |
| 28W/9419454 | SP.10/C                            | Washer ... ..   | 2       | —                      | C                     | —            |

**ELECTRICAL INSTALLATIONS  
INSTALLATION OF PRESSURE RE-FUELLING SYSTEM,  
CODED "QT" (MOD. 2)**

| Ref. No.    | Part No.             | Description   | No. off | Material Specification | Class of Store or L.M. | Plate No. |
|-------------|----------------------|---|---------|------------------------|------------------------|-----------|
|             |                      |   |         |                        |                        |           |
|             | —                    | <b>VALVE</b> , re-fuelling, drop tank, coded "SF"<br>(See sub-section QG)   | —       | —                      | —                      |           |
|             | —                    | <b>VALVE</b> , transfer, tank No. 3, coded "SP" (See sub-section QG)  | —       | —                      | —                      |           |
|             | —                    | <b>VALVE</b> , transfer, tank No. 4, coded "SR" (See sub-section QG)  | —       | —                      | —                      |           |
|             | —                    | <b>INSTALLATION AT PORT STUB WING AND WING DECK PANEL, CODED "FA"</b> (Drg. Nos. 10-20 N 2399, 10-20 N 9477, 10-20 N 11143, 10-20 N 11211, 10-20 N 11609, 10-20 N 11655, 10-20 N 12877, 10-20 N 13301A, 10-20 N 13521A, 10-20 P 1063, 10-20 P 1067 and 10-20 PT 27) | 1       | —                      | —                      |           |
|             | —                    | <b>BLOCK</b> , terminal, coded "AK," group ...  | 1       | —                      | —                      |           |
|             | DHS.456/20           | <b>BLOCK</b> , terminal, 20-way, assembly ...<br>(For breakdown see DHS. Data Sheet)  | 1       | —                      | —                      | EBY5      |
| 5X/9149643  | PLESSEY CZ.25111     | <b>COVER</b> , terminal block (5940-99-914-9643)  | 1       | —                      | C                      |           |
| 5X/9450403  | PLESSEY Z.28426      | <b>PILLAR</b> , fixing, 4 BA (5340-99-945-0403) ...   | 2       | —                      | C                      |           |
| 19729       | 10-20 N 12965        | <b>TAG</b> , coding ...   | 1       | —                      | C                      | EBY8      |
|             | DHS.456/20           | <b>BLOCK</b> , terminal, 20-way, coded "F," assembly<br>(For breakdown see DHS. Data Sheet)   | 1       | —                      | —                      | EBY5      |
|             |                      | Attachments for DHS.456/20, Block :—  |         |                        |                        |           |
| 14987       | 10-20 N 8231         | Pillar, fixing, 4 BA ...  | 2       | —                      | C                      |           |
| 28W/9419474 | SP.15/B              | Washer ...  | 2       | —                      | C                      |           |
|             | DHS.456/20L          | <b>BLOCK</b> , terminal, 20-way, L.H., code "PH," assembly<br>(For breakdown see DHS. Data Sheet)   | 1       | —                      | —                      | EBY5      |
|             |                      | Attachments for DHS.456/20L, Block :—   |         |                        |                        |           |
| 28M/10327   | AGS.2002/B/1         | Nut, 4 BA ...   | 2       | —                      | C                      |           |
| 5X/9450403  | PLESSEY Z.28426      | Pillar, fixing, 4 BA (5340-99-945-0403) ...   | 2       | —                      | C                      |           |
| 28W/9419465 | SP.13/B              | Washer ...  | 2       | —                      | C                      |           |
|             | DHS.456/5            | <b>BLOCK</b> , terminal, 5-way, coded "PH.A," assembly<br>(For breakdown see DHS. Data Sheet)   | 1       | —                      | —                      | EBY5      |
|             |                      | Attachments for DHS.456/5, Block :—   |         |                        |                        |           |
| 5X/9450403  | PLESSEY Z.28426      | Pillar, fixing, 4 BA (5340-99-945-0403) ...   | 2       | —                      | C                      |           |
|             | —                    | <b>BLOCK</b> , terminal, coded "PZ," group ...  | 1       | —                      | —                      |           |
|             | DHS.456/20L          | <b>BLOCK</b> , terminal, 20-way, L.H., assembly<br>(For breakdown see DHS. Data Sheet)  | 1       | —                      | —                      | EBY5      |
| 5X/9149643  | PLESSEY CZ.25111     | <b>COVER</b> , terminal block (5940-99-914-9643)  | 1       | —                      | C                      |           |
| 5X/1004082  | PLESSEY Z.50210      | <b>LINK</b> , terminal, connecting, 2-way ...<br>(5940-99-100-4082)   | 1       | —                      | C                      |           |
| 28M/10287   | AGS.2001/B/1         | <b>NUT</b> , 4 BA ...   | 2       | —                      | C                      |           |
| 5X/9450403  | PLESSEY Z.28426      | <b>PILLAR</b> , fixing, 4 BA (5340-99-945-0403) ...   | 2       | —                      | C                      |           |
|             | 10-20 N 9851A        | <b>PLATE</b> , adapter, Port, assembly ...  | 1       | —                      | —                      | EBY8      |
|             | 10-20 N 10023ND      | <b>CHANNEL</b> , 18 SWG ...   | 1       | L.72                   | LM                     | EBY8      |
|             | 10-20 N 7187ND       | <b>PLATE</b> , bare, 18 SWG ...   | 1       | L.72                   | LM                     | EBY8      |
| 28S/1008327 | A32/B14              | <b>SCREW</b> , 4 BA ...   | 2       | —                      | C                      |           |
|             | 10-20 N 9/612 Mk. 96 | <b>CABLE</b> , coded "1.A.PH.QT-QT.RR.B.2," assembly  | 1       | —                      | ECC                    | EBY5      |

**ELECTRICAL INSTALLATIONS  
INSTALLATION OF PRESSURE RE-FUELLING SYSTEM,  
CODED "QT" (MOD. 2)**

| Ref. No.    | Part No.                  | Description  | No. off | Material Specification | Class of Store or L.M | Place No. |
|-------------|---------------------------|--|---------|------------------------|-----------------------|-----------|
|             |                           |  |         |                        |                       |           |
|             | 10-20 N 9/612 Mk. 97      | <b>CABLE</b> , coded "2.A.PH.QT-QT.RR.B.5," assembly   | 1       | —                      | ECC                   | EBYS      |
|             | 10-20 N 9/612 Mk. 98      | <b>CABLE</b> , coded "4.A.PH.QT-QT.RR.A.4," assembly   | 1       | —                      | ECC                   | EBYS      |
|             | 10-20 N 9/612 Mk. 99      | <b>CABLE</b> , coded "3.A.PH.QT-QT.RR.A.5," assembly   | 1       | —                      | ECC                   | EBYS      |
|             | 10-20 N 9/612 Mk. 27      | <b>CABLE</b> , coded "7.PZ.QT-QT.FA.AK.7," assembly  | 1       | —                      | ECC                   | EBYS      |
|             | 10-20 N 9/612 Mk. 28      | <b>CABLE</b> , coded "18.PZ.QT-QT.FA.AK.8," assembly   | 1       | —                      | ECC                   | EBYS      |
|             | 10-20 N 9/612 Mk. 29      | <b>CABLE</b> , coded "5.A.PH.QT-QT.FA.AF.9," assembly  | 1       | —                      | ECC                   | EBYS      |
|             | 10-20 N 9/612 Mk. 30      | <b>CABLE</b> , coded "4.PH.QT-QT.FA.AK.10," assembly   | 1       | —                      | ECC                   | EBYS      |
|             | 10-20 N 9/612 Mk. 31      | <b>CABLE</b> , coded "1.A.PH.QT-QT.FA.AK.5," assembly  | 1       | —                      | ECC                   | EBYS      |
|             | 10-20 N 9/612 Mk. 32      | <b>CABLE</b> , coded "2.A.PH.QT-QT.FA.AK.4," assembly  | 1       | —                      | ECC                   | EBYS      |
|             | 10-20 N 9/612 Mk. 33      | <b>CABLE</b> , coded "3.A.PH.QT-QT.FA.AK.3," assembly  | 1       | —                      | ECC                   | EBYS      |
|             | 10-20 N 9/612 Mk. 34      | <b>CABLE</b> , coded "13.PZ.QT-QT.FA.AK.2," assembly   | 1       | —                      | ECC                   | EBYS      |
|             | 10-20 N 9/612 Mk. 41      | <b>CABLE</b> , coded "5.PH.QT-QT.FA.AK.11," assembly   | 1       | —                      | ECC                   | EBYS      |
|             | 10-20 N 9/612 Mk. 52      | <b>CABLE</b> , coded "3a.N.FB.QTA-QTA.FA.AK.14," assembly  | 1       | —                      | ECC                   | EBYS      |
|             | 10-20 N 9/612 Mk. 100     | <b>CABLE</b> , coded "20.PH.QT-QT.RR.B.3," assembly  | 1       | —                      | ECC                   | EBYS      |
|             | 10-20 N 9/612 Mk. 101     | <b>CABLE</b> , coded "19.PH.QT-QT.RR.B.1," assembly  | 1       | —                      | ECC                   | EBYS      |
|             | 10-20 N 9/612 Mk. 102     | <b>CABLE</b> , coded "17.PH.QT-QT.RR.B.6," assembly  | 1       | —                      | ECC                   | EBYS      |
|             | 10-20 N 9/612 Mk. 103     | <b>CABLE</b> , coded "18.PH.QT-QT.RR.B.4," assembly  | 1       | —                      | ECC                   | EBYS      |
|             | 10-20 N 9/612 Mk. 104     | <b>CABLE</b> , coded "6.PH.QT-QT.RR.A.6," assembly   | 1       | —                      | ECC                   | EBYS      |
|             | 10-20 N 9/612 Mk. 59      | <b>CABLE</b> , coded "17.AK.FA.QT-QT.PZ.6," assembly   | 1       | —                      | ECC                   | EBYS      |
|             | 10-20 N 14685A            | <b>CABLE</b> , coded "AAY," assembly (Mod. 961)  | 1       | —                      | ECC                   | EBYS      |
|             | 10-20 N 9657A             | <b>CABLE</b> , coded "KS," assembly ... ..   | 1       | —                      | ECC                   | EBYS      |
|             | 10-20 N 8923A             | <b>CABLE</b> , float switch, No. 2, Port, coded "PD," assembly   | 1       | —                      | ECC                   | EBYS      |
|             | 10-20 N 13521A/<br>CABLES | <b>CABLE</b> , link ... ..   | QR      | —                      | ECC                   | EBYS      |
|             | 10-20 P 4101A             | <b>CABLE</b> , and hose, pressure re-fuelling, tank No. 2, Port, assembly (Mod. 655)                   | 1       | —                      | —                     | EBYS      |
|             | 10-20 P 4099A             | <b>CABLE</b> , and hose, transfer valve, tank No. 1A, Port, assembly (Mod. 655)                        | 1       | —                      | —                     | EBYS      |
|             | 10-20 P 3965A             | <b>CABLE</b> , and hose, transfer valve, tank No. 2, Port, assembly (Mod. 655)                         | 1       | —                      | —                     | EBYS      |
|             | —                         | <b>CIRCUIT-BREAKER</b> , coded "AB," group ... (Pre Mod. 963)  | 1       | —                      | —                     | —         |
| 5CY/4520    | —                         | <b>CAP</b> , protecting ... ..   | 1       | —                      | C                     | —         |
| 5CY/2560    | —                         | <b>CIRCUIT-BREAKER</b> , Type A2, 10 amp. ...  | 1       | —                      | P                     | EBYS      |
| 17852       | 10-20 N 9005              | <b>LINK</b> (Fit between terminals AB2 and AC2)  | 1       | —                      | C                     | —         |
| 28S/9435647 | A44/A4                    | <b>SCREW</b> , 6 BA ... ..   | 2       | —                      | C                     | —         |
| 28W/9419474 | SP.15/B                   | <b>WASHER</b> ... ..   | 2       | —                      | C                     | —         |
|             | —                         | <b>CLIP</b> , attaching cable and hose assembly for re-fuelling, coded "TU," to vent pipe, Port, group | 1       | —                      | —                     | —         |

**ELECTRICAL INSTALLATIONS**  
**INSTALLATION OF PRESSURE RE-FUELLING SYSTEM,**  
**CODED "QT" (MOD. 2)**

| Ref. No.         | Part No.   | Description   | No. off |   |   |   |   |                  | Material Specification     | Class of Store or L.M | Plate No.                    |
|------------------|--|---|---------|---|---|---|---|------------------|----------------------------|-----------------------|------------------------------|
|                  |  |   | 1       | 2 | 3 | 4 | 5 | 6                |                            |                       |                              |
| 28D/9133011      | A25/2C<br>DUNLOP DAS.185/14<br>OR                                    | <b>BOLT, 2 BA</b> ... .. 1<br><b>CLIP, "P"</b> ... .. 1   |         |   |   |   |   |                  | C                          |                       |                              |
| 28E/17634        | AGS.2080/14  | <b>CLIP, "P"</b> ... .. 1   |         |   |   |   |   |                  | C                          |                       |                              |
| 28E/14239        | AS.3181/24C  | <b>CLIP, "P"</b> ... .. 1   |         |   |   |   |   |                  | C                          |                       |                              |
| 28M/10288        | AGS.2001/C/1   | <b>NUT, 2 BA</b> ... .. 1   |         |   |   |   |   |                  | C                          |                       |                              |
| 28W/9419475      | SP.15/C  | <b>WASHER</b> ... .. 1  |         |   |   |   |   |                  | C                          |                       |                              |
| 5920-99-012-0079 | —<br>—<br>—  | <b>FUSE, coded "AB," group (Mod. 963)</b> ... .. 1<br><b>BASE, fuse (See sub-section EBV)</b> ... .. 1<br><b>FUSE, 15 amp.</b> ... .. 1   |         |   |   |   |   |                  | —<br>—<br>C                |                       |                              |
| 5CW/8428         | FLIGHT<br>REFUELLING LTD.<br>C.3504100/179                           | <b>SWITCH, float, Mk. 4, series 179, tank No. 2,</b><br>coded "PD" (Mod. 1111)<br>Attachments for C.3504100/179, Switch :—<br><b>Bolt, 2 BA</b> ... .. 7<br><b>Bolt, 1/2" BSF</b> ... .. 1<br><b>Seal, bonded</b> ... .. 7<br><b>Seal, bonded</b> ... .. 1<br><b>Washer, sealing, bonded, assembly</b> ... .. 1 |         |   |   |   |   |                  | —<br>—<br>C<br>C<br>C<br>C | EBY5                  |                              |
| 28D/9133013      | A25/5C   | <b>SWITCH, float and cable, coded "FS," Port,</b><br>group (Mod. 1111)  |         |   |   |   |   |                  | —                          |                       |                              |
| 28D/1011240      | A25/5E   | <b>BOLT, 2 BA</b> ... .. 12   |         |   |   |   |   |                  | —                          | C                     |                              |
| 26DL/5456        | DHS.402/C  | <b>CABLE, assembly</b> ... .. 1   |         |   |   |   |   |                  | —                          | ECC                   |                              |
| 26DL/5611        | DHS.402/E  |   |         |   |   |   |   |                  | —                          |                       |                              |
| 6254             | 10-20 P 3131A  |   |         |   |   |   |   |                  | —                          |                       |                              |
| 28D/8307         | AS.1242/2C<br>10-20 N 22467A/<br>CABLES<br>FLIGHT<br>REFUELLING LTD. | <b>SWITCH, float, Mk. 4, series 178</b> ... .. 1<br><b>SWITCH, micro, wing latch pin aft, at rib No. 4,</b><br>coded "RRA," Port<br>(See sub-section EBE)   |         |   |   |   |   |                  | —<br>—                     | P<br>—                | EBY5                         |
| 5CW/8427         | C.3504100/178<br>—   | <b>SWITCH, micro, wing latch pin aft, at rib No. 4,</b><br>coded "RRB," Port (Mod. 1454)<br>Attachments for 5CW/9108, Switch :—<br><b>Bolt, 2 BA</b> ... .. 3<br><b>Nut, 2 BA</b> ... .. 3<br><b>Washer</b> ... .. 3<br><b>Washer, zinc ".005-.008 thick (Mod. 1134)</b> ... .. 3                               |         |   |   |   |   |                  | —<br>—<br>—<br>—<br>—      | P<br>—<br>—<br>—<br>— | EBY5                         |
| 5CW/9108         | —  | <b>SWITCH, earth, stn. 5, coded "A," group</b> ... .. 1<br><b>TAG, corrosion</b> ... .. 1<br><b>TERMINAL, earth, 45°, assembly</b> ... .. 1   |         |   |   |   |   |                  | —<br>L.16<br>—             | —<br>LM<br>C          | EBY8<br>EBY8<br>EBY8         |
| 28D/12934        | A25/28C  | <b>BRACKET, assembly</b> ... .. 1   |         |   |   |   |   |                  | —                          | LM                    | EBY8                         |
| 28M/10288        | AGS.2001/C/1   | <b>PLATE, doubling, 14 SWG</b> ... .. 1   |         |   |   |   |   | BS.265           | —                          | LM                    | EBY8                         |
| 28W/9419475      | SP.15/C  | <b>PLATE, terminal, 16 SWG</b> ... .. 1   |         |   |   |   |   | BS.265           | —                          | LM                    | EBY8                         |
| 17321            | 10-20 WC 40713ND   | <b>CIRCLIP</b> ... .. 4   |         |   |   |   |   | —                | —                          | C                     | EBY8                         |
| 6608             | 10-20 N 2301<br>10-20 N 2295A  | <b>LABEL, half</b> ... .. 1<br><b>LABEL, half</b> ... .. 1<br><b>SOCKET, half</b> ... .. 8<br><b>SOCKET, terminal, assembly</b> ... .. 4  |         |   |   |   |   | —<br>—<br>—<br>— | —<br>—<br>—<br>—           | C<br>C<br>C<br>C      | EBY8<br>EBY8<br>EBY8<br>EBY8 |
| 26DV/11786       | AS.2751  |   |         |   |   |   |   |                  | —                          |                       |                              |
| 12687            | DHS.379/1  |   |         |   |   |   |   |                  | —                          |                       |                              |
| 12688            | DHS.379/2  |   |         |   |   |   |   |                  | —                          |                       |                              |
| 26DV/11785       | AS.2749  |   |         |   |   |   |   |                  | —                          |                       |                              |
| 5H/76            | AS.2747  |   |         |   |   |   |   |                  | —                          |                       |                              |

**ELECTRICAL INSTALLATIONS  
INSTALLATION OF PRESSURE RE-FUELLING SYSTEM,  
CODED "QT" (MOD. 2)**

| Ref. No.    | Part No.             | Description  | No. off | Material Specification | Class of Store or L.M | Plate No.    |
|-------------|----------------------|--|---------|------------------------|-----------------------|--------------|
|             |                      |  |         |                        |                       |              |
| 26DV/11787  | AS.2752              | <b>SPACER</b> ... ..   | 4       | —                      | C                     | EBY8         |
| 28D/1011030 | A25/2E               | Attachments for 10-20 N 2295A, Terminal :—   |         |                        |                       |              |
| 28M/10290   | AGS.2001/E/1         | Bolt, 1/2" BSF ... ..  | 2       | —                      | C                     |              |
| 28W/9418921 | SP.13/E              | Nut, 1/2" BSF ... ..   | 2       | —                      | C                     |              |
|             |                      | Washer ... ..  | 2       | —                      | C                     |              |
|             | —                    | <b>TERMINAL</b> , earth, strn. 11, coded "A" and "B," group  | 1       | —                      | —                     |              |
| 26DV/7529   | DHS.438/C            | <b>TAG</b> , corrosion ... ..  | 2       | —                      | LM                    | EBY8         |
| 26DV/4969   | DHS.437/C            | <b>TERMINAL</b> , earth, assembly ... ..   | 2       | —                      | C                     | EBY5         |
|             |                      | (For breakdown see DHS. Data Sheets)   |         |                        |                       |              |
|             |                      | Attachments for DHS.437/C, Terminal :—   |         |                        |                       |              |
| 28D/9133011 | A25/2C               | Bolt, 2 BA ... ..  | 2       | —                      | C                     |              |
|             | —                    | <b>VALVE</b> , isolation actuator operated, coded "KS" (See sub-section QJ)                          | —       | —                      | —                     |              |
|             | —                    | <b>VALVE</b> , pressure re-fuelling, coded "TU" (See sub-section QJ)                                 | —       | —                      | —                     |              |
|             | —                    | <b>VALVE</b> , tap, low pressure, electromatic, coded "AAY" (See sub-section QV)                     | —       | —                      | —                     |              |
|             | —                    | <b>VALVE</b> , transfer, tank No. 1A, coded "PS" (See sub-section QJ)                                | —       | —                      | —                     |              |
|             | —                    | <b>VALVE</b> , transfer, tank No. 2, coded "PY" (See sub-section QJ)                                 | —       | —                      | —                     |              |
|             | —                    | <b>INSTALLATION AT CENTRE FLAP SHROUD</b> (Drg. No. 10-20 N 11623)                                   | 1       | —                      | —                     |              |
|             | 10-20 N 9/612 Mk. 24 | <b>CABLE</b> , coded "1.TT.QT-QT.FB.AK.19," assembly   | 1       | —                      | ECC                   | EBY5         |
|             | 10-20 N 9/612 Mk. 51 | <b>CABLE</b> , coded "2.TT.QTA-QTA.FB.AK.16," assembly   | 1       | —                      | ECC                   | EBY5         |
|             | 10-20 N 1216A        | <b>CABLE</b> , coded "TJ/M," assembly ... ..   | 1       | —                      | ECC                   | EBY5         |
| 28E/8018279 | AS.3180/4C           | <b>CLIP</b> , "P," securing cables for ground re-fuelling master switch                              | 2       | —                      | C                     |              |
|             |                      | Attachments for AS.3180/4C, Clip :—  |         |                        |                       |              |
| 28M/10288   | AGS.2001/C/1         | Nut, 2 BA ... ..   | 1       | —                      | C                     |              |
| 28S/1011490 | A32/C16              | Screw, 2 BA ... ..   | 1       | —                      | C                     |              |
| 28W/9419475 | SP.15/C              | Washer ... ..  | 1       | —                      | C                     |              |
| 28E/14043   | AS.3180/10B          | <b>CLIP</b> , "P," securing cables for ground re-fuelling panel                                      | 2       | —                      | C                     |              |
|             |                      | Attachments for AS.3180/10B, Clip :—   |         |                        |                       |              |
| 28D/1010658 | A25/1B               | Bolt, 4 BA ... ..  | 1       | —                      | C                     |              |
| 28M/10287   | AGS.2001/B/1         | Nut, 4 BA ... ..   | 1       | —                      | C                     |              |
| 28W/9419465 | SP.13/B              | Washer ... ..  | 1       | —                      | C                     |              |
|             | 10-20 N 14293A       | <b>PANEL</b> , switch, ground re-fuelling, c/w wiring and equipment, coded "TJ," assembly (Mod. 655) | 1       | —                      | —                     | EBY5<br>EBY7 |
| 19687       | 10-20 N 14295A       | <b>BOX</b> , assembly ... ..   | 1       | —                      | C                     | EBY7         |
|             |                      | Spares for :—  |         |                        |                       |              |
|             | 10-20 N 14297        | <b>ANGLE</b> , attachment ... ..   | 1       | L.72                   | LM                    | EBY7         |

**ELECTRICAL INSTALLATIONS**  
**INSTALLATION OF PRESSURE RE-FUELLING SYSTEM,**  
**CODED "QT" (MOD. 2)**

| Ref. No.     | Part No.                           | Description   | No. off |   |   |   |   |    | Material Specification | Class of Score or L.M | Plate No.    |
|--------------|------------------------------------|---|---------|---|---|---|---|----|------------------------|-----------------------|--------------|
|              |                                    |   | 1       | 2 | 3 | 4 | 5 | 6  |                        |                       |              |
|              | 10-20 N 14301                      | <b>ANGLE</b> , attachment ... ..  |         |   |   |   |   | 1  | L.72                   | LM                    | EBY7         |
|              | 10-20 N 10279                      | <b>BRACKET</b> , 18 SWG (Mod. 2) ... ..   |         |   |   |   |   | 2  | L.72                   | LM                    | EBY7         |
|              | 10-20 N 11103                      | <b>LABEL</b> , "Port Tanks," 20 SWG ... ..  |         |   |   |   |   | 1  | L.72                   | LM                    | EBY7         |
|              | 10-20 N 8519                       | <b>LABEL</b> , "Starboard Tanks," 20 SWG ... ..   |         |   |   |   |   | 1  | L.72                   | LM                    | EBY7         |
| 28M/9434253  | AGS.2007/B/1                       | <b>NUT</b> , 4 BA, anchor ... ..  |         |   |   |   |   | 4  | —                      | C                     |              |
|              | 10-20 N 14449ND                    | <b>PLATE</b> , end, 20 SWG ... ..   |         |   |   |   |   | 1  | L.72                   | LM                    | EBY7         |
|              | 10-20 N 14299ND                    | <b>SPACER</b> , 0"60 wide x 16 SWG ... ..   |         |   |   |   |   | 1  | L.72                   | LM                    | EBY7         |
|              | 10-20 N 14293A/<br>CABLES          | <b>CABLES</b> , link ... ..   |         |   |   |   |   | QR | —                      | ECC                   | EBY5         |
| 16274        | 10-20 N 13385                      | <b>COVER</b> , ground re-fuelling panel, fibre glass<br>Attachments for 10-20 N 13385, Cover :—     |         |   |   |   |   | 1  | —                      | C                     | EBY7         |
| 28D/1007979  | AS.1246/1B                         | Bolt, 4 BA ... ..   |         |   |   |   |   | 4  | —                      | C                     |              |
| 28W/9419465  | SP.13/B                            | Washer ... ..   |         |   |   |   |   | 4  | —                      | C                     |              |
| 16273        | 10-20 N 14277A                     | <b>ELBOW</b> , mounting, plug ... ..  |         |   |   |   |   | 1  | —                      | C                     | EBY7         |
|              |                                    | Attachments for 10-20 N 14277A, Elbow :—  |         |   |   |   |   |    |                        |                       |              |
| 28M/10286    | AGS.2001/A/1                       | Nut, 6 BA ... ..  |         |   |   |   |   | 3  | —                      | C                     |              |
| 28S/1017747  | A32/A14                            | Screw, 6BA ... ..   |         |   |   |   |   | 3  | —                      | C                     |              |
| 28W/9419464  | SP.13/A                            | Washer ... ..   |         |   |   |   |   | 6  | —                      | C                     |              |
| 5K/2921      | SP.40/A18                          | <b>GROMMET</b> ... ..   |         |   |   |   |   | 1  | —                      | C                     |              |
| 6A/—         | FLIGHT RE-FUELLING<br>C.4507000/27 | <b>INDICATOR</b> , re-fuelling ... ..   |         |   |   |   |   | 1  | —                      | P                     | EBY5<br>EBY7 |
|              |                                    | Spares for :—   |         |   |   |   |   |    |                        |                       |              |
| 5L/9959118   | —                                  | <b>LAMP</b> , electric, filament, 28 volts, 0.04 amp.<br>Attachments for C.4507000/27, Indicator :— |         |   |   |   |   | 12 | —                      | C                     |              |
| 28D/1007979  | AS.1246/1B                         | Bolt, 4 BA ... ..   |         |   |   |   |   | 4  | —                      | C                     |              |
| 28M/10287    | AGS.2001/B/1                       | Nut, 4 BA ... ..  |         |   |   |   |   | 4  | —                      | C                     |              |
| 28W/9419465  | SP.13/B                            | Washer ... ..   |         |   |   |   |   | 4  | —                      | C                     |              |
| 5X/6185      | —                                  | <b>PLUG</b> , coded "M," group ... ..   |         |   |   |   |   | 1  | —                      | —                     |              |
| 5X/3146      | —                                  | <b>PLUG</b> , 26 pole ... ..  |         |   |   |   |   | 1  | —                      | P                     |              |
| 5X/1005131   | —                                  | <b>SLEEVE</b> , adapter ... ..  |         |   |   |   |   | 1  | —                      | C                     |              |
|              | —                                  | <b>SLEEVE</b> , adapter (5935-99-100-5131) ... ..   |         |   |   |   |   | 24 | —                      | C                     |              |
|              | 10-20 N 10281                      | <b>RECTIFIER</b> , and mounting plate, group ... ..   |         |   |   |   |   | 1  | —                      | —                     |              |
|              |                                    | <b>PLATE</b> , mounting, $\frac{1}{16}$ " thick ... ..  |         |   |   |   |   | 1  | LFS.21,<br>23 or 26    | LM                    | EBY7         |
|              |                                    | Attachments for 10-29 N 10281, Plate :—   |         |   |   |   |   |    |                        |                       |              |
| 28D/1010658  | A25/1B                             | Bolt, 4 BA ... ..   |         |   |   |   |   | 2  | —                      | C                     |              |
| 28M/10287    | AGS.2001/B/1                       | Nut, 4 BA ... ..  |         |   |   |   |   | 2  | —                      | C                     |              |
| 28W/9419465  | SP.13/B                            | Washer ... ..   |         |   |   |   |   | 2  | —                      | C                     |              |
| 10CV/0372039 | CV.7039                            | <b>RECTIFIER</b> , germanium (5960-99-037-2039)   |         |   |   |   |   | 11 | —                      | P                     |              |
| 28W/9437455  | SP.25/B                            | <b>WASHER</b> (Replacing existing spring washer<br>on rectifiers)                                   |         |   |   |   |   | 11 | —                      | C                     |              |
| 28W/9419185  | AGS.2035/A                         | <b>WASHER</b> , shakeproof ... ..   |         |   |   |   |   | 11 | —                      | C                     |              |
| 28W/9419448  | AGS.2035/B                         | <b>WASHER</b> , shakeproof (Replacing existing<br>spring washer on rectifiers)                      |         |   |   |   |   | 11 | —                      | C                     |              |
| 10F/0510551  | —                                  | <b>SWITCH</b> , toggle, single pole ... ..  |         |   |   |   |   | 10 | —                      | C                     |              |
|              |                                    | (5930-99-051-0551)  |         |   |   |   |   |    |                        |                       |              |
|              |                                    | Attachments for 10-20 N 14293A, Panel :—  |         |   |   |   |   |    |                        |                       |              |
| 28D/9138768  | A25/3C                             | Bolt, 2 BA ... ..   |         |   |   |   |   | 4  | —                      | C                     |              |
| 28M/10288    | AGS.2001/C/1                       | Nut, 2 BA ... ..  |         |   |   |   |   | 4  | —                      | C                     |              |
| 28W/9419402  | SP.13/C                            | Washer ... ..   |         |   |   |   |   | 8  | —                      | C                     |              |

**ELECTRICAL INSTALLATIONS**  
**INSTALLATION OF PRESSURE RE-FUELLING SYSTEM,**  
**CODED "QT" (MOD. 2)**

| Ref. No.    | Part No.       | Description   | No. off | Material Specification | Class of Store or L.M | Plate No.    |
|-------------|----------------|---|---------|------------------------|-----------------------|--------------|
|             |                |   |         |                        |                       |              |
|             | 10-20 N 13335A | <b>SWITCH</b> , ground re-fuelling master, coded "TT," assembly (Mod. 655)                                    | 1       | —                      | —                     | EBY5         |
| SE/3930     | —              | <b>CABLE</b> , link, between terminals Nos. 2 and 5   | QR      | Uninyvin 16            | C                     | EBY7<br>EBY5 |
|             | 10-20 N 13337  | <b>PLATE</b> , mounting, switch, 20 SWG ... ..  | 1       | L.72                   | LM                    | EBY7         |
| 5CW/6436    | —              | <b>SWITCH</b> , tumbler ... ..  | 1       | —                      | P                     | EBY5         |
| 28S/1200080 | A32/B8         | Attachments for Ref. No. 5CW/6436, Switch :—  |         |                        |                       |              |
| 26DV/7350   | DHS.485        | Screw, 4 BA ... ..  | 4       | —                      | C                     |              |
| 28W/9419448 | AGS.2035/B     | Washer, distance ... ..   | 4       | —                      | C                     | EBY7         |
|             |                | Washer, shakeproof ... ..   | 4       | —                      | C                     |              |
|             |                | Attachments for 10-20 N 13335A, Switch :—   |         |                        |                       |              |
| 28D/1010658 | A25/1B         | Bolt, 4 BA ... ..   | 2       | —                      | C                     |              |
| 28W/9419465 | SP.13/B        | Washer ... ..   | 2       | —                      | C                     |              |
| 6379        | DHS.181/7      | <b>TUBING</b> , 7 m/m i/d, protecting cables to ground re-fuelling master switch                              | QR      | —                      | C                     |              |
|             | —              | <b>INSTALLATION AT ACCUMULATOR BULK-HEAD, CODED "JA" (Drg. No. 10-20 N 8337)</b>                              | 1       | —                      | —                     |              |
|             | —              | <b>BLOCK</b> , fuse, coded "JAE" group ... ..   | 1       | —                      | —                     |              |
|             | —              | <b>BLOCK</b> , fuse, 6-way (See sub-section EBV)  | —       | —                      | —                     |              |
| 10H/23860   | —              | <b>FUSE</b> , 20 amp. ... ..  | 1       | —                      | C                     | EBY6         |
|             | —              | <b>INSTALLATION UNDER COCKPIT FLOOR, STARBOARD (Drg. Nos. 10-20 N 11213, 10-20 N 11593 and 10-20 WE 3351)</b> | 1       | —                      | —                     |              |
|             | —              | <b>BLOCK</b> terminal, coded "K.K.A.," group ... ..   | 1       | —                      | —                     |              |
|             | DHS.456/10     | <b>BLOCK</b> , terminal, 10-way, assembly ... ..<br>(For breakdown see DHS. Data Sheet)                       | 1       | —                      | —                     | EBY6         |
| 14994       | 10-20 N 13233A | <b>COVER</b> , terminal block, assembly (Mod. 695)  | 1       | —                      | C                     | EBY7         |
| 7657        | DHS.870/5      | <b>PILLAR</b> , fixing, 4 BA ... ..   | 2       | —                      | C                     |              |
| 26DV/12296  | DHS.489/5      | <b>SPACER</b> ... ..  | 2       | —                      | C                     | EBY8         |
|             | —              | <b>BLOCK</b> , terminal, coded "K.K.B.," group ... ..   | 1       | —                      | —                     |              |
|             | DHS.456/20     | <b>BLOCK</b> , terminal, 20-way, assembly ... ..<br>(For breakdown see DHS. Data Sheet)                       | 1       | —                      | —                     | EBY6         |
| 16180       | 10-20 N 10687A | <b>COVER</b> , terminal block, assembly (Mod. 342)  | 1       | —                      | C                     | EBY7         |
| 16898       | 10-20 N 10685  | <b>COVER</b> , bare, fibreglass ... ..  | 1       | —                      | C                     | EBY7         |
|             | 10-20 N 10683  | <b>SCREW</b> , fixing, shouldered, 2 BA ... ..  | 2       | BS.249                 | —                     | EBY7         |
|             | 10-20 N 10681  | <b>SPACER</b> , tapped, 2 BA ... ..   | 2       | LFB.82 or 89           | —                     | EBY7         |
| 7657        | DHS.870/5      | <b>PILLAR</b> , fixing, 4 BA ... ..   | 2       | —                      | C                     |              |
| 26DV/12296  | DHS.489/5      | <b>SPACER</b> ... ..  | 2       | —                      | C                     | EBY8         |
|             | 10-20 N 8953A  | <b>CABLE</b> , coded "VM4-KK," assembly ... ..  | 1       | —                      | ECC                   | EBY6         |
| 28E/9129072 | AS.3181/9B     | <b>CLIP</b> , "P," securing cables to floor member adjacent to stn. 148"0, Starboard                          | 1       | —                      | —                     |              |
|             |                | Attachments for AS.3181/9B, Clip :—   |         |                        |                       |              |
| 28M/10287   | AGS.2001/B/1   | Nut, 4 BA ... ..  | 1       | —                      | C                     |              |
| 28S/9992522 | A32/B16        | Screw, 4 BA ... ..  | 1       | —                      | C                     |              |
| 28W/9419474 | SP.15/B        | Washer ... ..   | 1       | —                      | C                     |              |
| 28E/1012878 | AS.3181/16C    | <b>CLIP</b> , "P," securing cables to inboard pipe clamp, air bottle aft mounting<br>(Pre Mod. 1101)          | 1       | —                      | C                     |              |
| 28E/9450598 | AS.3180/20C    | <b>CLIP</b> , "P," securing cables to inboard pipe clamp, air bottle aft mounting (Mod. 1101)                 | 1       | —                      | C                     |              |
| 28E/1012878 | AS.3181/16C    | <b>CLIP</b> , "P," securing cables to inboard pipe clamp, air bottle aft mounting                             | 1       | —                      | C                     |              |

**ELECTRICAL INSTALLATIONS**  
**INSTALLATION OF PRESSURE RE-FUELLING SYSTEM,**  
**CODED "QT" (MOD. 2)**

| Ref. No.    | Part No.             | Description   | No. off | Material Specification | Class of Store or L.M | Plate No. |
|-------------|----------------------|---|---------|------------------------|-----------------------|-----------|
|             |                      |   |         |                        |                       |           |
|             | —                    | <b>ELECTRICAL COMPONENTS</b> , in heavy stores pylon (See sub-section EDA)  | —       | —                      | —                     |           |
| 5F/9434858  | —                    | <b>STRAP</b> , flexible, cable fastening, 1/2" wide ...   | QR      | P.V.C.                 | C                     |           |
| 5S/9138823  | —                    | <b>STUD</b> , fastening strap ...   | QR      | Nylon                  | C                     |           |
|             | —                    | <b>INSTALLATION AT STARBOARD STUB WING AND WING DECK PANEL, CODED "FB"</b> (Drg. Nos. 10-20 N 2399, 10-20 N 11143, 10-20 N 11213, 10-20 N 11609, 10-20 N 12401, 10-20 N 14863A, 10-20 N 14899A, 10-20 P 1063, 10-20 P 1067 and 10-20 PT 27) | 1       | —                      | —                     |           |
|             | —                    | <b>BLOCK</b> , fuse, coded "T," group ...   | 1       | —                      | —                     |           |
| 10H/23864   | —                    | <b>BLOCK</b> , fuse, 12-way (see sub-section EBV)   | —       | —                      | —                     |           |
|             | —                    | <b>FUSE</b> , 5 amp. ...  | 1       | —                      | C                     |           |
|             | DHS.456/20           | <b>BLOCK</b> , terminal, coded "AK," group ...  | 1       | —                      | —                     |           |
|             |                      | <b>BLOCK</b> , terminal, 20-way, assembly ... (For breakdown see DHS. Data Sheet)   | 1       | —                      | —                     | EBY6      |
| 5X/9149643  | PLESSEY CZ.25111     | <b>COVER</b> , terminal block (5940-99-914-9643)  | 1       | —                      | C                     |           |
| 5X/9450403  | PLESSEY Z.28426      | <b>PILLAR</b> , fixing, 4 BA (5340-99-945-0403) ...   | 2       | —                      | C                     |           |
| 19729       | 10-20 N 12965        | <b>TAG</b> , coding, 24 SWG ...   | 1       | —                      | C                     | EBY8      |
| 28W/9419474 | SP.15/B              | <b>WASHER</b> ...   | 2       | —                      | C                     |           |
|             | DHS.456/20           | <b>BLOCK</b> , terminal, 20-way, coded "D," assembly (For breakdown see DHS. Data Sheet)  | 1       | —                      | —                     |           |
|             |                      | Attachments for DHS.456/20, Block :—  |         |                        |                       |           |
| 14987       | 10-20 N 8231         | Pillar, fixing, 4 BA ...  | 2       | —                      | C                     |           |
| 28W/9419474 | SP.15/B              | Washer ...  | 2       | —                      | C                     |           |
|             | DHS.456/20           | <b>BLOCK</b> , terminal, 20-way, coded "E," assembly (For breakdown see DHS. Data Sheet)  | 1       | —                      | —                     | EBY6      |
|             |                      | Attachments for DHS.456/20, Block :—  |         |                        |                       |           |
| 14987       | 10-20 N 8231         | Pillar, fixing, 4 BA ...  | 2       | —                      | C                     |           |
| 28W/9140967 | SP.18/B              | Washer ...  | 2       | —                      | C                     |           |
|             | DHS.456/20           | <b>BLOCK</b> , terminal, 20-way, coded "VH," assembly (For breakdown see DHS. Data Sheet)   | 1       | —                      | —                     | EBY6      |
|             |                      | Attachments for DHS.456/20, Block :—  |         |                        |                       |           |
| 28D/1214867 | AS.1246/5B           | Bolt, 4 BA ...  | 2       | —                      | C                     |           |
|             | —                    | <b>BLOCK</b> , terminal, coded "VZ," group ...  | 1       | —                      | —                     |           |
|             | DHS.456/20L          | <b>BLOCK</b> , terminal, 20-way, L.H., assembly ... (For breakdown see DHS. Data Sheet)   | 1       | —                      | —                     | EBY6      |
| 5X/9149643  | PLESSEY CZ.25111     | <b>COVER</b> , terminal block (5940-99-914-9643)  | 1       | —                      | C                     |           |
| 5X/1004082  | PLESSEY Z.50210      | <b>LINK</b> , terminal connecting, 2-way ... (5940-99-100-4082)   | 1       | —                      | C                     |           |
| 28M/10287   | AGS.2001/B/1         | <b>NUT</b> , 4 BA ...   | 2       | —                      | C                     |           |
| 5X/9450403  | PLESSEY Z.28426      | <b>PILLAR</b> , fixing, 4 BA (5340-99-945-0403) ...   | 2       | —                      | C                     |           |
|             | 10-20 N 9853A        | <b>PLATE</b> , adapter, assembly ...  | 1       | —                      | —                     | EBY8      |
|             | 10-20 N 10023ND      | <b>CHANNEL</b> , 18 SWG ...   | 1       | L.72                   | LM                    | EBY8      |
|             | 10-20 N 7189ND       | <b>PLATE</b> , bare, 18 SWG ...   | 1       | L.72                   | LM                    | EBY8      |
| 28S/1008327 | A32/B14              | <b>SCREW</b> , 4 BA ...   | 2       | —                      | C                     |           |
|             | 10-20 N 9/612 Mk. 87 | <b>CABLE</b> , coded "3.B.WR.QT-QT.VH.20," assembly   | 1       | —                      | ECC                   | EBY6      |
|             | 10-20 N 9/612 Mk. 88 | <b>CABLE</b> , coded "2.B.WR.QT-QT.VH.18," assembly   | 1       | —                      | ECC                   | EBY6      |
|             | 10-20 N 9/612 Mk. 89 | <b>CABLE</b> , coded "4.B.WR.QT-QT.VH.17," assembly   | 1       | —                      | ECC                   | EBY6      |
|             | 10-20 N 9/612 Mk. 90 | <b>CABLE</b> , coded "1.B.WR.QT-QT.VH.19," assembly   | 1       | —                      | ECC                   | EBY6      |
|             | 10-20 N 9/612 Mk. 91 | <b>CABLE</b> , coded "6.B.WR.QT-QT.VH.3," assembly  | 1       | —                      | ECC                   | EBY6      |
|             | 10-20 N 9/612 Mk. 92 | <b>CABLE</b> , coded "5.B.WR.QT-QT.VH.4," assembly  | 1       | —                      | ECC                   | EBY6      |
|             | 10-20 N 9/612 Mk. 93 | <b>CABLE</b> , coded "4.A.WR.QT-QT.VH.2," assembly  | 1       | —                      | ECC                   | EBY6      |
|             | 10-20 N 9/612 Mk. 94 | <b>CABLE</b> , coded "5.A.WR.QT-QT.VH.5," assembly  | 1       | —                      | ECC                   | EBY6      |
|             | 10-20 N 9/612 Mk. 95 | <b>CABLE</b> , coded "6.A.WR.QT-QT.VH.6," assembly  | 1       | —                      | ECC                   | EBY6      |

**ELECTRICAL INSTALLATIONS  
INSTALLATION OF PRESSURE RE-FUELLING SYSTEM,  
CODED "QT" (MOD. 2)**

| Ref. No. | Part No.                            | Description  | No. off | Material Specification | Class of Store or L.M. | Plate No. |
|----------|-------------------------------------|--|---------|------------------------|------------------------|-----------|
|          |                                     |  |         |                        |                        |           |
|          | 10-20 N 9/612 Mk. 35                | <b>CABLE</b> , coded " 14.VZ.QT-QT.FB.AK.2," assembly                          | 1       | —                      | ECC                    | EBY6      |
|          | 10-20 N 9/612 Mk. 36                | <b>CABLE</b> , coded " 5.VH.QT-QT.FB.AK.3," assembly                           | 1       | —                      | ECC                    | EBY6      |
|          | 10-20 N 9/612 Mk. 37                | <b>CABLE</b> , coded " 4.VH.QT-QT.FB.AK.4," assembly                           | 1       | —                      | ECC                    | EBY6      |
|          | 10-20 N 9/612 Mk. 38                | <b>CABLE</b> , coded " 18.VH.QT-QT.FB.AK.5," assembly                          | 1       | —                      | ECC                    | EBY6      |
|          | 10-20 N 9/612 Mk. 40                | <b>CABLE</b> , coded " 12.VZ.QT-QT.FB.AK.9," assembly                          | 1       | —                      | ECC                    | EBY6      |
|          | 10-20 N 9/612 Mk. 50                | <b>CABLE</b> , coded " E2.JA.QTA-QTA.FB.AK.16," assembly                       | 1       | —                      | ECC                    | EBY6      |
|          | 10-20 N 9/612 Mk. 53                | <b>CABLE</b> , coded " 6.AK.FB.QTA-QTA.8.C.3," assembly                        | 1       | —                      | ECC                    | EBY6      |
|          | 10-20 N 9/612 Mk. 86                | <b>CABLE</b> , coded " 6.VZ.QTH-QTH.FB.D.11," assembly (Mod. 1180)             | 1       | —                      | ECC                    |           |
|          | 10-20 N 12157A                      | <b>CABLE</b> , coded " KT," assembly   | 1       | —                      | ECC                    | EBY6      |
|          | 10-20 N 8931A                       | <b>CABLE</b> , coded " VD," assembly   | 1       | —                      | ECC                    | EBY6      |
|          | 10-20 N 12151A                      | <b>CABLE</b> , coded " VM8," assembly  | 1       | —                      | ECC                    | EBY6      |
|          | 10-20 N 9001A                       | <b>CABLE</b> , coded " VM8-XH8," assembly                                      | 1       | —                      | ECC                    | EBY6      |
|          | 10-20 P 2747A                       | <b>CABLE</b> , and hose, transfer valve, tank No. 1A, Starboard, assembly      | 1       | —                      | —                      | EBY6      |
|          | 10-20 P 2755A                       | <b>CABLE</b> , and hose, transfer valve, tank No. 2, Starboard, assembly       | 1       | —                      | —                      | EBY6      |
|          | 10-20 N 14899A/<br>CABLES           | <b>CABLES</b> , link   | QR      | —                      | ECC                    | EBY6      |
|          | —                                   | <b>CIRCUIT-BREAKER</b> , coded " AC " and " AD," group (Pre Mod. 963)          | 1       | —                      | —                      |           |
|          | 5CY/4520                            | <b>CAP</b> , protecting  | 2       | —                      | C                      |           |
|          | 5CY/2560                            | <b>CIRCUIT-BREAKER</b> , Type A.2, 10 amp.                                     | 1       | —                      | P                      | EBY6      |
|          | 5CY/2561                            | <b>CIRCUIT-BREAKER</b> , Type A.3, 15 amp.                                     | 1       | —                      | P                      | EBY6      |
|          | 17852                               | <b>LINK</b> (Fit between terminals AC2 and AD2)                                | 1       | —                      | C                      | EBY5      |
|          | 28S/9435647                         | <b>SCREW</b> , 6 BA  | 4       | —                      | C                      |           |
|          | 28W/9419474                         | <b>WASHER</b>  | 4       | —                      | C                      |           |
|          | —                                   | <b>FUSES</b> , coded " AC " and " AD," group (Mod. 963)                        | 1       | —                      | —                      |           |
|          | —                                   | <b>BASE</b> , fuse (See sub-section EBV)                                       | —       | —                      | —                      |           |
|          | 5920-99-012-0079                    | <b>FUSE</b> , 15 amp. coded " AC "   | 1       | —                      | C                      |           |
|          | 5920-99-012-0080                    | <b>FUSE</b> , 20 amp. coded " AD "   | 1       | —                      | C                      |           |
|          | FLIGHT RE-FUELLING<br>C.3504100/179 | <b>SWITCH</b> , float, Mk. 4, series 179, tank No. 2, coded " VD " (Mod. 1111) | 1       | —                      | P                      | EBY6      |
|          | 5CW/8428                            | Attachments for C.3504100/179, Switch :—                                       |         |                        |                        |           |
|          | 28D/9133013                         | <b>Bolt</b> , 2 BA   | 7       | —                      | C                      |           |
|          | 28D/1011240                         | <b>Bolt</b> , 1/4" BSF   | 1       | —                      | C                      |           |
|          | 26DL/5456                           | <b>Seal</b> , bonded   | —       | —                      | C                      | EBY8      |
|          | 26DL/5611                           | <b>Seal</b> , bonded   | 1       | —                      | C                      | EBY8      |
|          | 6254                                | <b>Washer</b> , sealing, bonded, assembly                                      | 1       | —                      | C                      | EBY8      |
|          | —                                   | <b>SWITCH</b> , float and cable, coded " FT," Starboard, group (Mod. 111)      | 1       | —                      | —                      |           |
|          | 28D/8307                            | <b>BOLT</b> , 2 BA   | 12      | —                      | C                      |           |
|          | —                                   | <b>CABLE</b> , assembly  | 1       | —                      | ECC                    | EBY6      |
|          | 5CW/8427                            | <b>SWITCH</b> , float, Mk. 4, series 179                                       | 1       | —                      | P                      | EBY6      |
|          | 5CW/6853                            | <b>SWITCH</b> , magnetic, Type 10B, No. 15, coded " N " (Mod. 879)             | 1       | —                      | P                      | EBY6      |
|          | —                                   | Attachments for Ref. No. 5CW/6853, Switch :—                                   |         |                        |                        |           |
|          | 28S/1200080                         | <b>Screw</b> , 4 BA  | 1       | —                      | C                      |           |
|          | 28S/13887                           | <b>Screw</b> , 4 BA  | 1       | —                      | C                      |           |
|          | 28W/1200328                         | <b>Washer</b> , shakeproof   | 2       | —                      | C                      |           |

**ELECTRICAL INSTALLATIONS**  
**INSTALLATION OF PRESSURE RE-FUELLING SYSTEM**  
**CODED "QT" (MOD. 2)**

| Ref. No.    | Part No          | Description   | No. off | Material Specification | Class of Store or L.M | Plate No. |
|-------------|------------------|---|---------|------------------------|-----------------------|-----------|
|             |                  |   |         |                        |                       |           |
|             | —                | <b>SWITCH</b> , micro, wing latch pin aft, at rib No. 4, coded "WRA," Starboard<br>(See sub-section EBE)  | —       | —                      | —                     |           |
| 5CW/9108    | —                | <b>SWITCH</b> , micro, wing latch pin aft, at rib No. 4, coded "WRB," Starboard<br>(Mod. 1454)  | 1       | —                      | P                     | EBY6      |
|             |                  | Attachments for Ref. No. 5CW/9108, Switch :—  |         |                        |                       |           |
| 28D/12934   | A25/28C          | Bolt, 2 BA  | 3       | —                      | C                     |           |
| 28M/10288   | AGS.2001/C/1     | Nut, 2 BA   | 3       | —                      | C                     |           |
| 28W/9419475 | SP.15/C          | Washer  | 3       | —                      | C                     |           |
| 17321       | 10-20 WC 40713ND | Washer, zinc, ".005-.008 thick (Mod. 1134)  | 3       | —                      | C                     |           |
|             | —                | <b>TERMINAL</b> , earth, stn. 8, coded "C" and "D." group   | 1       | —                      | —                     |           |
| 26DV/7529   | DHS.438/C        | <b>TAG</b> , corrosion  | 2       | —                      | LM                    | EBY8      |
| 26DV/4969   | DHS.437/C        | <b>TERMINAL</b> , earth, assembly<br>(For breakdown see DHS. Data Sheet)  | 2       | —                      | C                     | EBY6      |
|             |                  | Attachments for DHS.437/C, Terminal :—  |         |                        |                       |           |
| 28M/10328   | AGS.2002/C/1     | Nut, 2 BA   | 2       | —                      | C                     |           |
| 28S/15552   | A32/C18          | Screw, 2 BA   | 2       | —                      | C                     |           |
| 28W/9419402 | SP.13/C          | Washer  | 2       | —                      | C                     |           |
|             | —                | <b>TERMINAL</b> , earth, stn. 10, coded "B," group  | 1       | —                      | —                     |           |
| 26DV/7529   | DHS.438/C        | <b>TAG</b> , corrosion  | 1       | —                      | LM                    | EBY8      |
| 26DV/4969   | DHS.437/C        | <b>TERMINAL</b> , earth, assembly<br>(For breakdown see DHS. Data Sheet)  | 1       | —                      | C                     | EBY6      |
|             |                  | Attachments for DHS.437/C, Terminal :—  |         |                        |                       |           |
| 28D/9133011 | A25/2C           | Bolt, 2 BA  | 2       | —                      | C                     |           |
|             | —                | <b>VALVE</b> , isolation, actuator operated, coded "KT"<br>(See sub-section QJ)   | —       | —                      | —                     |           |
|             | —                | <b>VALVE</b> , transfer, tank No. 1A, coded "X.VZ"<br>(See sub-section QJ)  | —       | —                      | —                     |           |
|             | —                | <b>VALVE</b> , transfer, tank No. 2, coded "VY"<br>(See sub-section QJ)   | —       | —                      | —                     |           |
|             | —                | <b>INSTALLATION AT STARBOARD EXTENSION WING AND OUTBOARD PYLON</b> (Drg. Nos. 10-20 N 5908, 10-20 N 11511, 10-20 N 11513, 10-20 N 11357, 10-20 N 13813, S.O.O., 10-20 P 1253, 10-20 P 3623, 10-20 WE 3351 and 10-20 A 1699A/1 S.O.O.) | 1       | —                      | —                     |           |
|             | DHS.456/20       | <b>BLOCK</b> , terminal, coded "XG," assembly<br>(For breakdown see DHS. Data Sheet)  | 1       | —                      | —                     | EBY6      |
|             |                  | Attachments for DHS.456/20, Block :—  |         |                        |                       |           |
| 28S/1011488 | A32/28           | Screw, 4 BA   | 2       | —                      | C                     |           |
| 28W/9419401 | SP.10/B          | Washer  | 2       | —                      | C                     |           |
|             | —                | <b>BLOCK</b> , terminal, coded "XN," group  | 1       | —                      | —                     |           |
|             | DHS.456/20       | <b>BLOCK</b> , terminal, 20-way, assembly<br>(For breakdown see DHS. Data Sheet)  | 1       | —                      | —                     | EBY6      |

**ELECTRICAL INSTALLATIONS**  
**INSTALLATION OF PRESSURE RE-FUELLING SYSTEM,**  
**CODED "QT" (MOD. 2)**

| Ref. No.                             | Part No.   | Description   | No. off                         | Material Specification          | Class of Score of L.M.                    | Plate No.                                    |
|--------------------------------------|--|---|---------------------------------|---------------------------------|---|--|
|                                      |  |   |                                 |                                 |   |  |
| 28D/12690<br>5940-99-100-4082        | AS.1246/5B<br>PLESSEY Z.50210<br>10-20 N 15105A  | <b>BOLT, 4 BA</b> ... ..<br><b>LINK, terminal connecting, 2-way</b> ... ..<br><b>BRACKET, mounting, c/w plugs and socket/plugs,</b><br>coded "XJ," assembly (For remainder<br>of breakdown see sub-section BA)<br>Spares for :-   | 2<br>2<br>1                     | —<br>—<br>—                     | C<br>C<br>—                               | EBY6   |
| 5X/6132<br>10H/20417                 | —<br>—<br>10-20 N 9/612 Mk. 1<br>10-20 N 9/612 Mk. 2<br>10-20 N 9655A<br>10-20 N 12153A<br>10-20 N 12141A<br><br>10-20 N 8605A | <b>PLUG, bulkhead, coded "XJ6"</b> ... ..<br><b>SOCKET/PLUG, bulkhead, coded "XJ5"</b> ... ..<br><b>CABLE, coded "8.XG.QT-QT.XN.2," assembly</b><br><b>CABLE, coded "3.XG.QT-QT.XN.6," assembly</b><br><b>CABLE, coded "VM4-XJ6," assembly</b> ... ..<br><b>CABLE, coded "XH8," assembly</b> ... ..<br><b>CABLE, coded "XJ5," assembly</b> ... ..<br>(For cables circuit coded "QT")<br><b>CABLE, coded "XJ5-YP-Y," assembly (Mod. 5008)</b><br>(Special Order Only) (For cables<br>circuit coded "QT")<br>Attachments for 10-20 N 8605A, Cable (at butt<br>connector end) :- | 1<br>1<br>1<br>1<br>1<br>1<br>1 | —<br>—<br>—<br>—<br>—<br>—<br>— | P<br>P<br>ECC<br>ECC<br>ECC<br>ECC<br>ECC | EBY6<br>EBY6<br>EBY6<br>EBY6<br>EBY6<br>EBY6 |
| 12352<br>28M/10286<br>12353<br>18355 | 10-20 N 8595<br>AGS.2001/A/1<br>10-20 N 9463<br>10-20 N 8617   | <b>Bolt, shouldered, 6 BA</b> ... ..<br><b>Nut, 6 BA</b> ... ..<br><b>Spring</b> ... ..<br><b>Washer, 18 SWG</b> ... ..   | 4<br>4<br>4<br>4                | —<br>—<br>—<br>—                | C<br>C<br>C<br>C                          | EBY7<br>EBY7<br>EBY7<br>EBY7                 |
|                                      | 10-20 N 9623A  | <b>CABLE, coded "XJ6-YY," assembly (Mod. 5008)</b><br>(Special Order Only)<br>Attachments for 10-20 N 9623A, Cable (at butt<br>connector end) :-  | 1                               | —                               | ECC                                       | EBY6   |
| 12352<br>28M/10286<br>12353<br>18355 | 10-20 N 8595<br>AGS.2001/A/1<br>10-20 N 9463<br>10-20 N 8617   | <b>Bolt, shouldered, 6 BA</b> ... ..<br><b>Nut, 6 BA</b> ... ..<br><b>Spring</b> ... ..<br><b>Washer, 18 SWG</b> ... ..   | 4<br>4<br>4<br>4                | —<br>—<br>—<br>—                | C<br>C<br>C<br>C                          | EBY7<br>EBY7<br>EBY7<br>EBY7                 |
|                                      | 10-20 N 2121A  | <b>CABLE, float switch, tank No. 3, coded "XD,"</b><br>assembly   | 1                               | —                               | ECC                                       | EBY6   |
|                                      | 10-20 N 2211A  | <b>CABLE, float switch, tank No. 3, coded "XM,"</b><br>assembly   | 1                               | —                               | ECC                                       | EBY6   |
|                                      | 10-20 N 2125A  | <b>CABLE, float switch, tank No. 4, coded "XA,"</b><br>assembly   | 1                               | —                               | ECC                                       | EBY6   |
|                                      | 10-20 N 9145A  | <b>CABLE, float switch, tank No. 4, coded "XT,"</b><br>assembly   | 1                               | —                               | ECC                                       | EBY6   |
|                                      | 10-20 P 3673A  | <b>CABLE, and hose, jettison valve, drop tank, Star-</b><br>board, assembly   | 1                               | —                               | ECC                                       | EBY6   |
|                                      | 10-20 P 3743A  | <b>CABLE, and hose, re-fuelling valve, drop tank,</b><br>Starboard, assembly  | 1                               | —                               | ECC                                       | EBY6   |
|                                      | 10-20 P 3645A  | <b>CABLE, and hose, re-fuelling valve, tank No. 3,</b><br>Starboard, assembly   | 1                               | —                               | ECC                                       | EBY6   |
|                                      | 10-20 P 2759A  | <b>CABLE, and hose, transfer valve, tank No. 3, Star-</b><br>board, assembly  | 1                               | —                               | ECC                                       | EBY6   |
|                                      | 10-20 P 2763A  | <b>CABLE, and hose, transfer valve, tank No. 4, Star-</b><br>board, assembly  | 1                               | —                               | ECC                                       | EBY6   |

**ELECTRICAL INSTALLATIONS  
INSTALLATION OF PRESSURE RE-FUELLING SYSTEM,  
CODED "QT" (MOD. 2)**

| Ref. No.    | Part No.                 | Description  | No. off | Material Specification | Class of Store or L.M. | Plate No.    |
|-------------|--------------------------|--|---------|------------------------|------------------------|--------------|
|             |                          |  |         |                        |                        |              |
|             |                          | <b>CLIPS</b> , securing cables on rib No. 4A, group ...                                    | 1       | —                      | —                      |              |
| 28E/9436947 | AS.3180/4B               | <b>CLIP</b> , "P" ... ..   | 4       | —                      | C                      |              |
| 28E/1201809 | AS.3180/6B               | <b>CLIP</b> , "P" ... ..   | 1       | —                      | C                      |              |
| 28E/9000882 | AS.3180/7B               | <b>CLIP</b> , "P" ... ..   | 2       | —                      | C                      |              |
| 28S/14005   | A32/B14                  | <b>SCREW</b> , 4 BA ... ..   | 7       | —                      | C                      |              |
|             | <b>FLIGHT REFUELLING</b> |  |         |                        |                        |              |
| 5CW/8428    | C.3504100/179            | <b>SWITCH</b> , float, Mk. 4, series 179, tank No. 3, coded "XD" and "XM" (Mod. 1111)      | 2       | —                      | P                      | EBY6         |
|             | <b>FLIGHT REFUELLING</b> |  |         |                        |                        |              |
| 5CW/8428    | C.3504100/179            | <b>SWITCH</b> , float, Mk. 4, series 179, tank No. 4, coded "XA" and "XT" (Mod. 1111)      | 2       | —                      | P                      | EBY6         |
|             |                          | Attachments for C.3504100/179, Switch :—   |         |                        |                        |              |
| 28D/9133013 | A25/5C                   | Bolt, 2 BA (Fit at rib 4A) ... ..  | 7       | —                      | C                      |              |
| 28D/1011240 | A25/5E                   | Bolt, 3/4" BSF (Fit at rib 4A) ... ..  | 1       | —                      | C                      |              |
|             | DHS.1082/4 1/2 C         | Bolt, 2 BA (Fit at rib 8) ... ..   | 7       | —                      | —                      |              |
| 13196       | DHS.1082/4 1/2 E         | Bolt, 3/4" BSF (Fit at rib 8) ... ..   | 1       | —                      | C                      |              |
| 26DL/5456   | DHS.402/C                | Seal, bonded ... ..  | 7       | —                      | C                      | EBY8         |
| 26DL/5611   | DHS.402/E                | Seal, bonded ... ..  | 1       | —                      | C                      | EBY8         |
| 6254        | 10-20 P 3131A            | Washer, sealing, bonded, assembly ... ..   | 1       | —                      | C                      | EBY8         |
|             |                          | <b>TERMINAL</b> , earth, stn. 14, coded "A" and "B," group                                 | 1       | —                      | —                      |              |
|             | 10-20 N 2301             | <b>TAG</b> , corrosion ... ..  | 1       | L.16                   | LM                     | EBY8         |
| 6608        | 10-20 N 2295A            | <b>TERMINAL</b> , earth, 45°, coded "A" assembly   | 1       | —                      | C                      | EBY6<br>EBY8 |
|             | 10-20 N 2297A            | <b>BRACKET</b> , assembly ... ..   | 1       | —                      | LM                     | EBY8         |
|             | DHS.436ND                | <b>PLATE</b> , doubling, 14 SWG ... ..   | 1       | BS.265                 | LM                     | EBY8         |
|             | 10-20 N 2299ND           | <b>PLATE</b> , terminal, 16 SWG ... ..   | 1       | BS.265                 | LM                     | EBY8         |
| 26DV/11786  | AS.2751                  | <b>CIRCLIP</b> ... ..  | 4       | —                      | C                      | EBY8         |
| 12687       | DHS.379/1                | <b>LABEL</b> , half ... ..   | 1       | —                      | C                      | EBY8         |
| 12688       | DHS.379/2                | <b>LABEL</b> , half ... ..   | 1       | —                      | C                      | EBY8         |
| 26DV/11785  | AS.2749                  | <b>SOCKET</b> , half ... ..  | 8       | —                      | C                      | EBY8         |
| 5H/76       | AS.2747                  | <b>SOCKET</b> , terminal, assembly ... ..  | 4       | —                      | C                      | EBY8         |
| 26DV/11787  | AS.2759                  | <b>SPACER</b> ... ..   | 4       | —                      | C                      | EBY8         |
| 26DV/4969   | DHS.437/C                | <b>TERMINAL</b> , earth, coded "B," assembly ... ..<br>(For breakdown see DHS. Data Sheet) | 1       | —                      | C                      | EBY6         |
|             |                          | Attachments for 10-20 N 2295A and DHS.437/C, Terminals :—                                  |         |                        |                        |              |
| 28D/15531   | A60/5E                   | Bolt, 3/4" BSF ... ..  | 2       | —                      | C                      |              |
| 28M/1007403 | A27/ET                   | Nut, 3/4" BSF ... ..   | 2       | —                      | C                      |              |
| 28W/9419405 | SP.15/E                  | Washer ... ..  | 2       | —                      | C                      |              |
|             |                          | <b>TERMINAL</b> , earth, stn. 16, coded "A," group   | 1       | —                      | —                      |              |
| 26DV/7529   | DHS.438/C                | <b>TAG</b> , corrosion ... ..  | 1       | —                      | C                      | EBY8         |
| 26DV/4969   | DHS.437/C                | <b>TERMINAL</b> , earth, assembly ... ..<br>(For breakdown see DHS. Data Sheet)            | 1       | —                      | C                      | EBY6         |
|             |                          | Attachments for DHS.437/C, Terminal :—   |         |                        |                        |              |
| 28D/9436920 | A25/1C                   | Bolt, 2 BA ... ..  | 2       | —                      | C                      |              |
| 28W/9419454 | SP.10/C                  | Washer ... ..  | 2       | —                      | C                      |              |

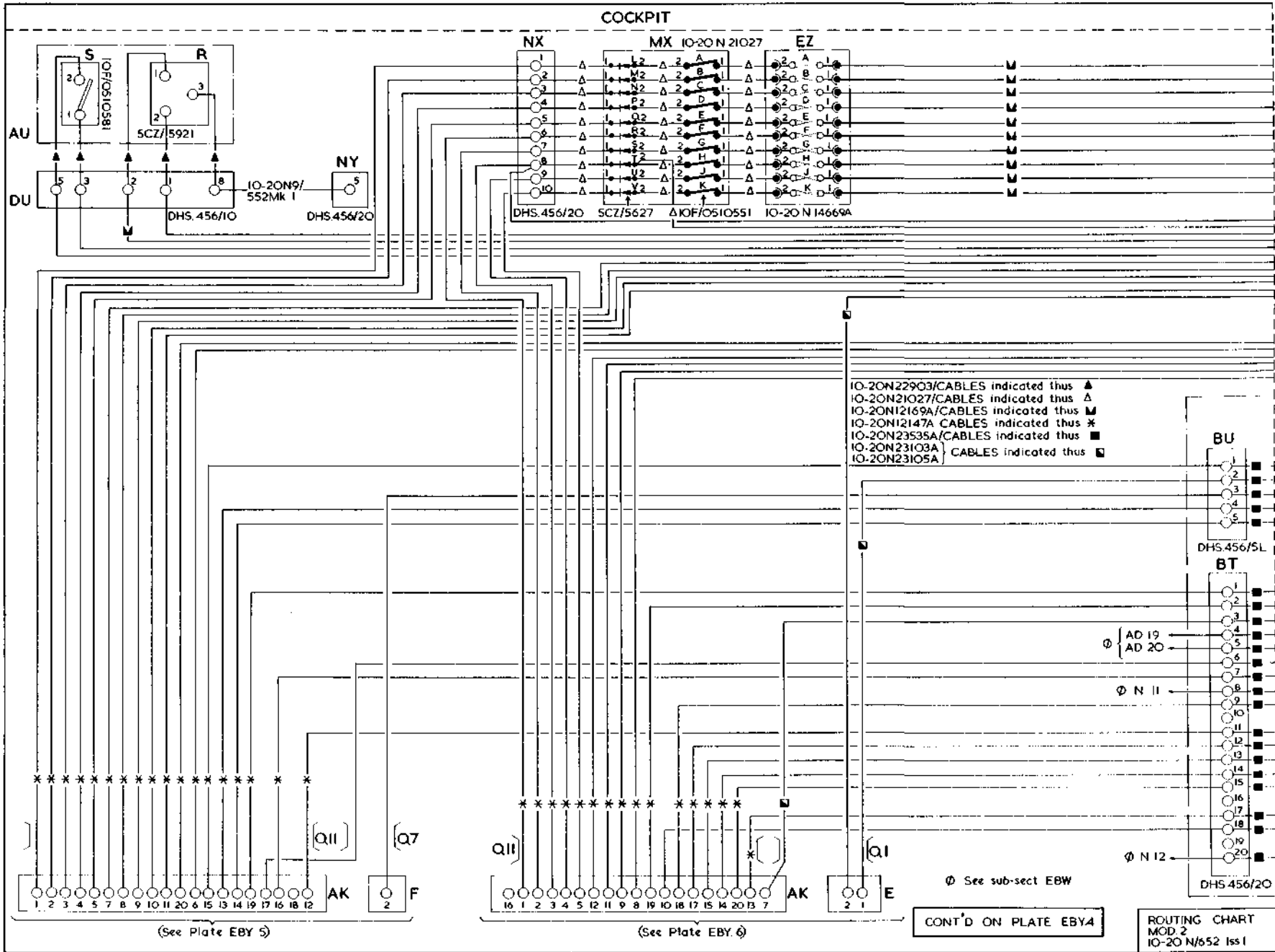
**ELECTRICAL INSTALLATIONS  
INSTALLATION OF PRESSURE RE-FUELLING SYSTEM,  
CODED "QT" (MOD. 2)**

| Ref. No. | Part No. | Description   | No. off | Material Specification | Class of Store or L.M | Plate No. |
|----------|----------|---|---------|------------------------|-----------------------|-----------|
|          |          |   |         |                        |                       |           |
| 32B/-    | —        | VALVE, jettison, coded "YS" (See sub-section QG)  | —       | —                      | —                     |           |
|          | —        | VALVE, re-fuelling, coded "KN" (See sub-section QG)   | —       | —                      | —                     |           |
|          | —        | VALVE, re-fuelling, drop tank, coded "XF" (See sub-section QG)  | —       | —                      | —                     |           |
|          | —        | VALVE, transfer, tank No. 3, coded "XP" (See sub-section QG)  | —       | —                      | —                     |           |
|          | —        | VALVE, transfer, tank No. 4, coded "R" ... ..   | —       | —                      | —                     |           |
|          | —        | TAPE, identification, numbers and letters, use from Ref. Nos. 32B/1087 to 32B/1120 inclusive, as required | QR      | —                      | C                     |           |









EBY 3

# ELECTRICAL INSTALLATION

## PRESSURE RE-FUELLING SYSTEM CODED QT

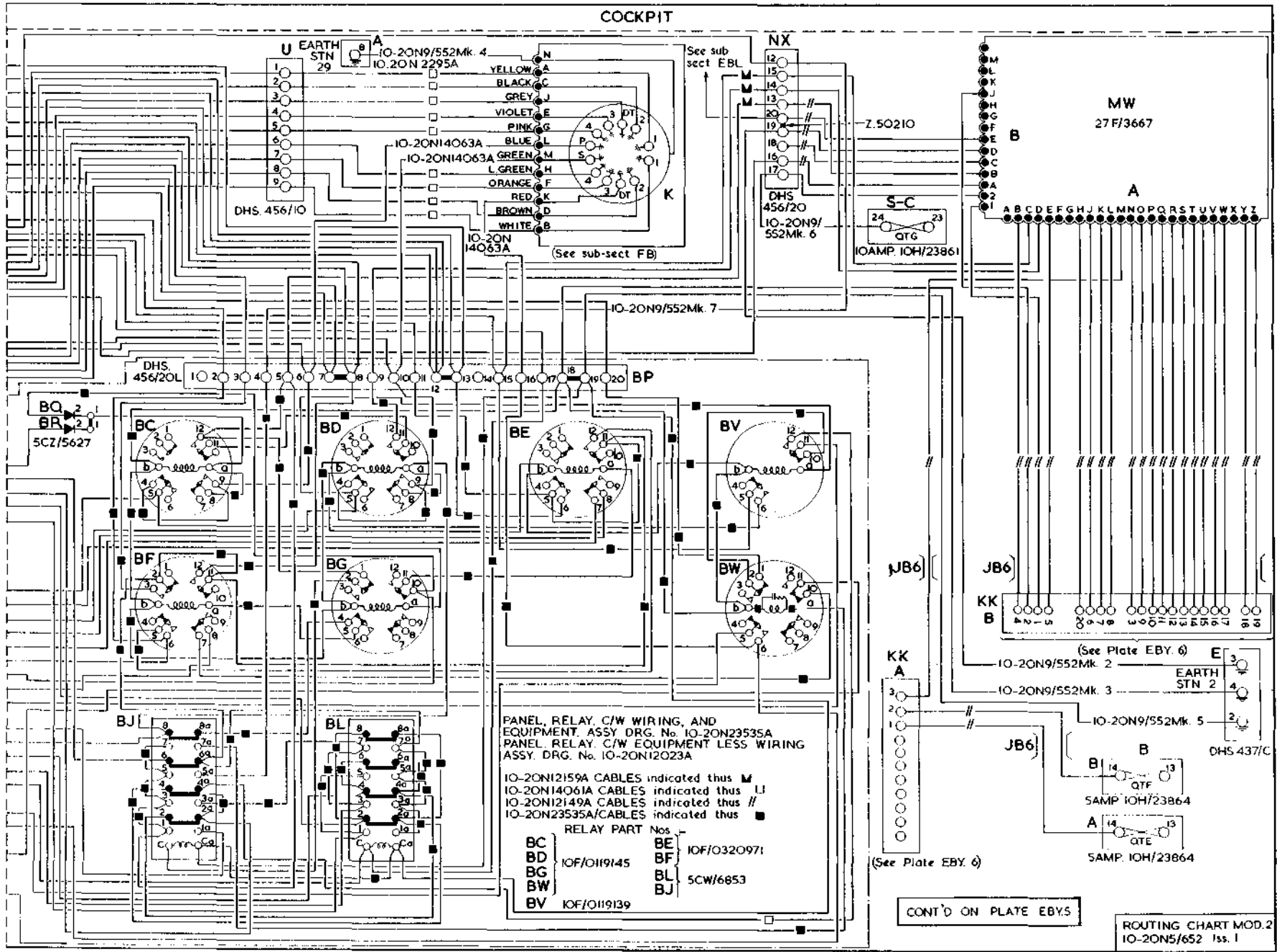
EBY 3  
AL 49

(See Plate EBY 5)

(See Plate EBY 6)

CONT'D ON PLATE EBY 4

ROUTING CHART  
MOD. 2  
IO-20 N/652 Iss 1



EBY.4

# ELECTRICAL INSTALLATION

EBY.4

PRESSURE RE-FUELLING SYSTEM

CODED QT

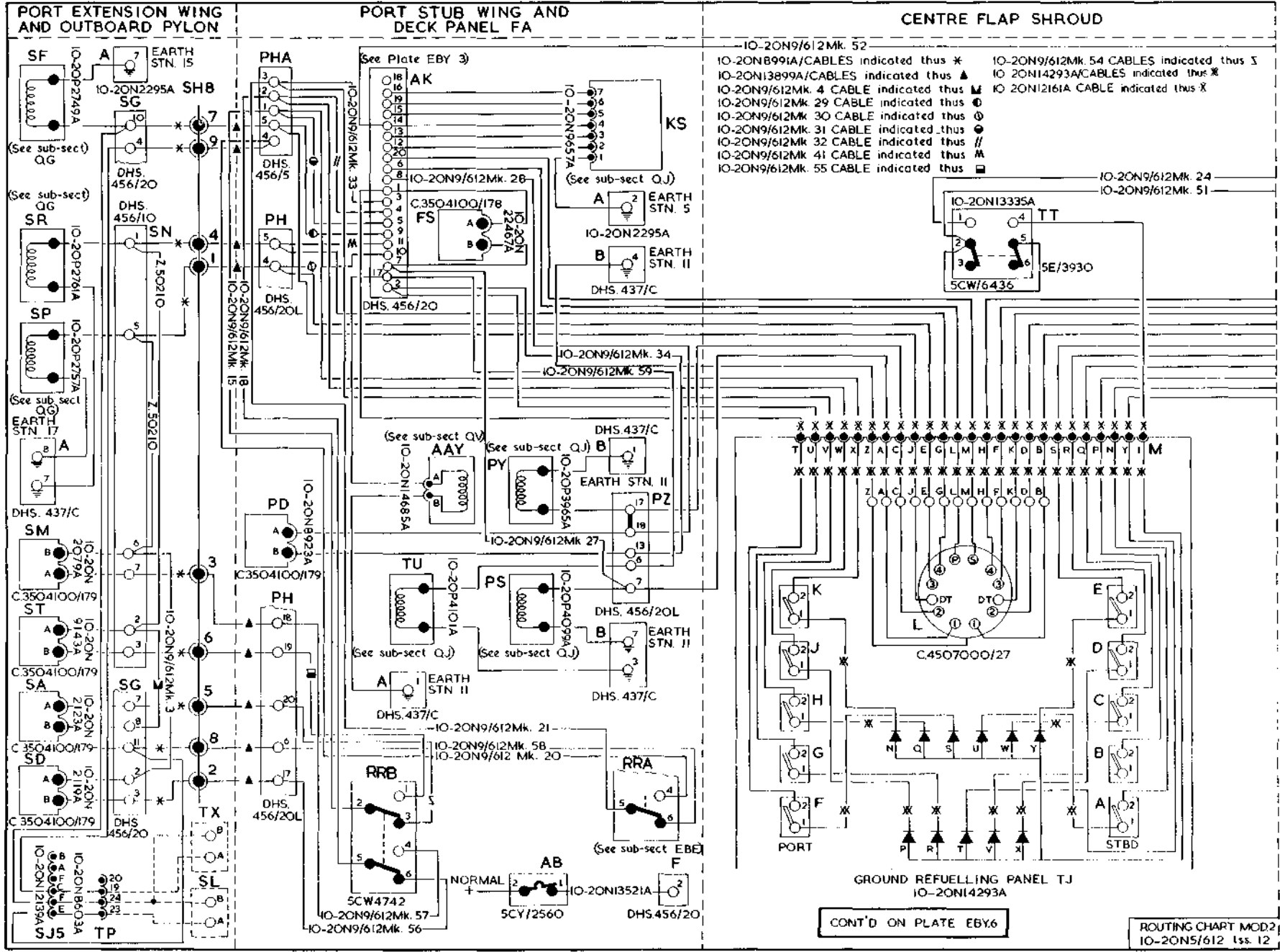
RESTRICTED

[AL 49]

EBY.5

# ELECTRICAL INSTALLATION PRESSURE RE-FUELLING SYSTEM CODED QT

EBY.5  
[AL.49]



RESTRICTED

RESTRICTED

See Viren Mk. 1

PLATE EBY5

CONT'D ON PLATE EBY6

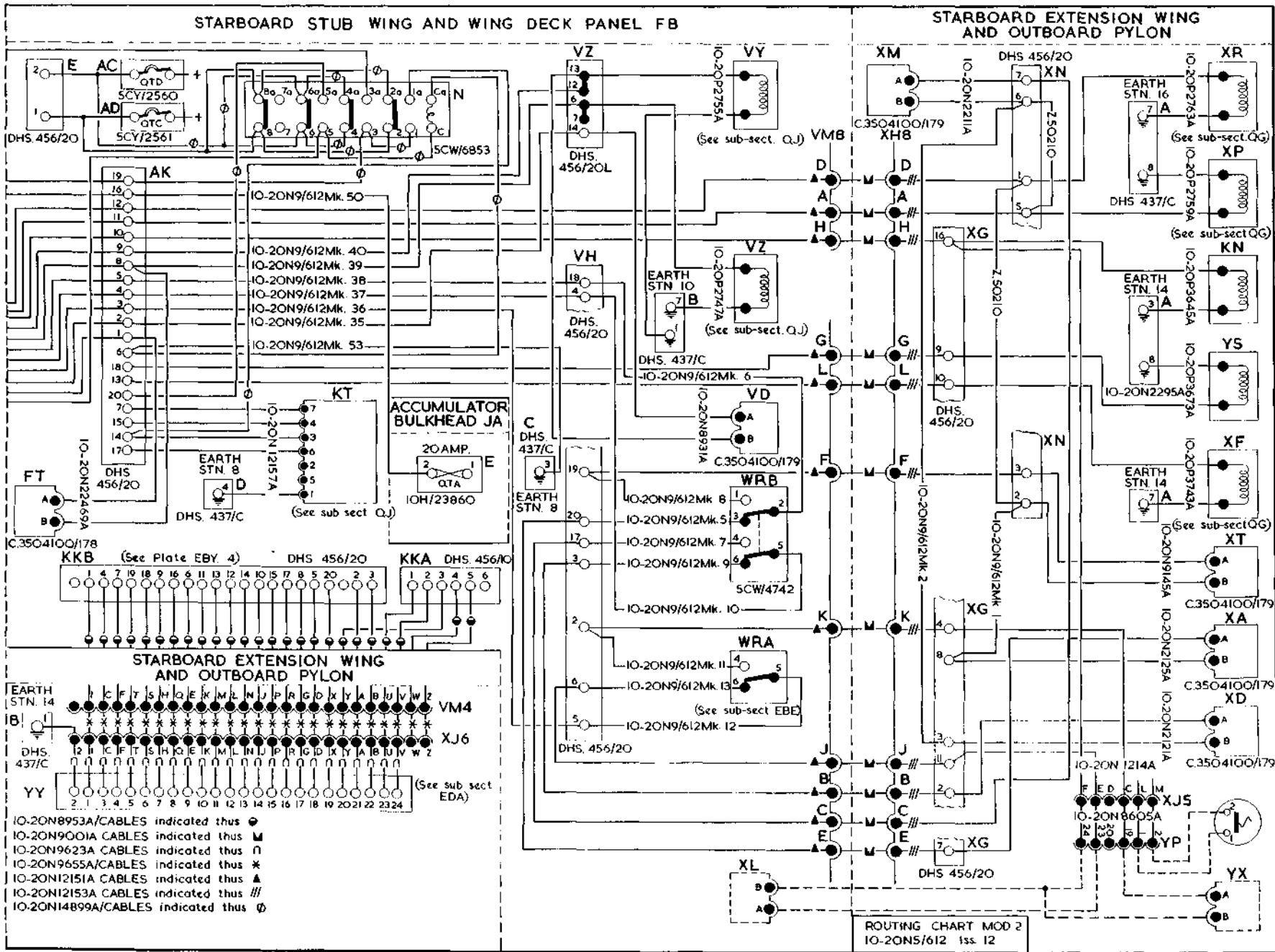
ROUTING CHART MOD.2  
IO-2ON5/612 Iss. 12

EBY.6

# ELECTRICAL INSTALLATION PRESSURE RE-FUELLING SYSTEM CODED QT

EBY.6  
[A] 48

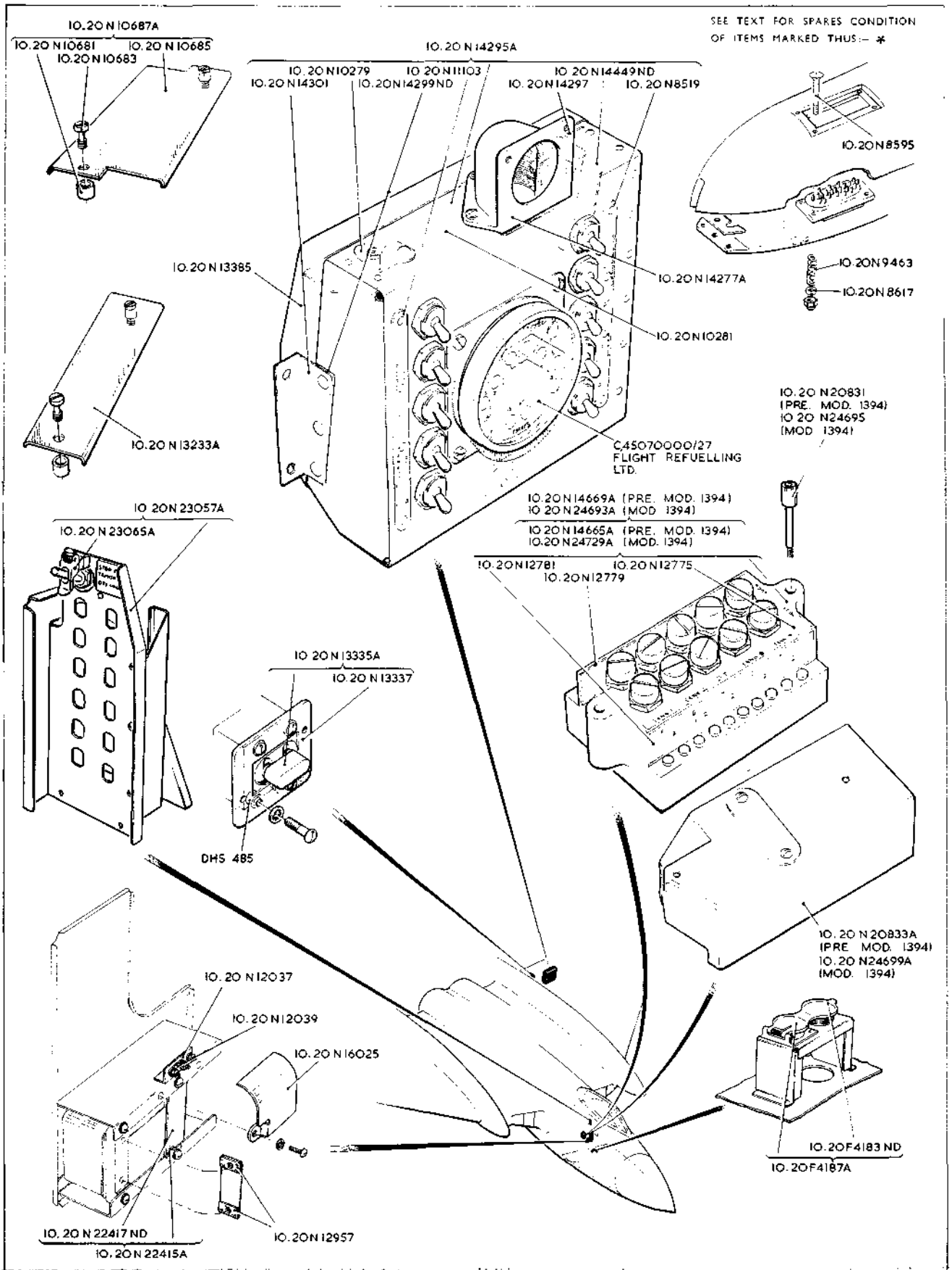
RESTRICTED



See Vixen Mk 1

RESTRICTED

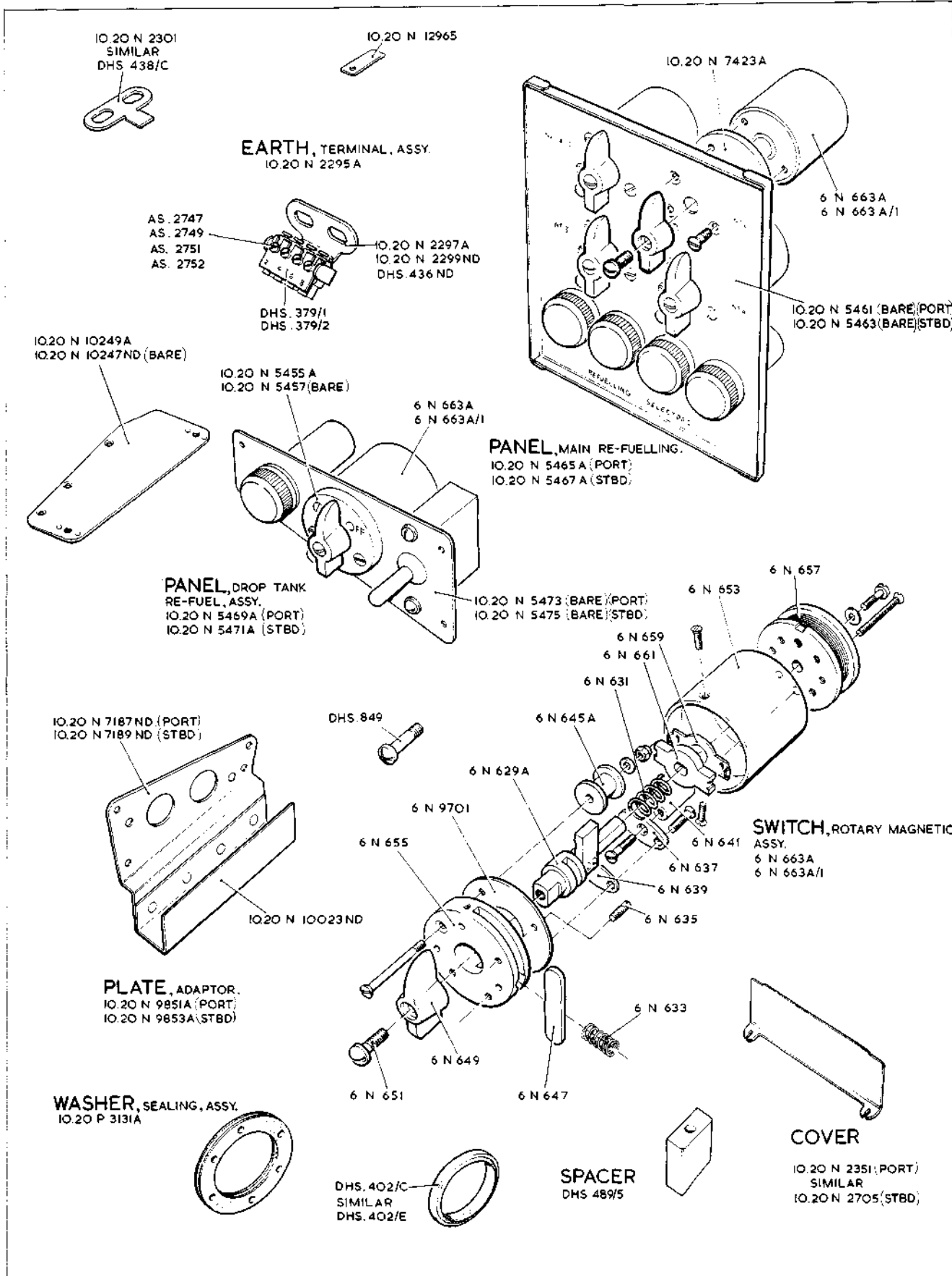
Plate EBY.6



EBY.7

**ELECTRICAL INSTALLATION**  
**PRESSURE RE-FUELLING SYSTEM CODED QT**

EBY 7  
[A.L.73]





ROLLS-ROYCE

This file was downloaded  
from the RTFM Library.

Link: [www.scottbouch.com/rtfm](http://www.scottbouch.com/rtfm)

Please see site for usage terms,  
and more aircraft documents.

ENGINE  
INHIBITED  
DO NOT  
TURN  
PROP