

INSTALLATION OF CENTRALISED WARNING SYSTEM, CODED "WL"

Ref. No.	Part No.	Description	No. off	Material Specification	Class of Store or L.M	Plate No.
	—	INSTALLATION OF CENTRALISED WARNING SYSTEM, CODED "WL"	1	—	—	
	—	INSTALLATION OF INDICATOR CODED "K," ON PILOT'S FRONT CONSOLE PANEL (STARBOARD), CODED "J" (Drg. No. 14273)	1	—	—	
	10-20 N 9/521 Mk. 7	CABLE, coded "6.3.K.PGA-PGA.Q.N.19," assembly	1	—	ECC	
	10-20 N 9/521 Mk. 6	CABLE, coded "1.3.K.WE1-WE1.H.DA.7," assembly (Pre Mod. 803)	1	—	ECC	
	10-20 N 9/521 Mk. 18	CABLE, coded "1.3.K.WE1-WE1.HA.DA.7," assembly (Mod. 803)	1	—	ECC	
	10-20 N 9/521 Mk. 5	CABLE, coded "2.3.K.WE2-WE2.H.DA.10," assembly (Pre Mod. 803)	1	—	ECC	
	10-20 N 9/521 Mk. 19	CABLE, coded "2.3.K.WEA-WEA.HA.DA.10," assembly (Mod. 803)	1	—	ECC	
	10-20 N 9/521 Mk. 1	CABLE, coded "3.3.K.WEA-WEA.H.DA.4," assembly (Pre Mod. 803)	1	—	ECC	
	10-20 N 9/521 Mk. 17	CABLE, coded "3.3.K.WEA-WEA.HA.DA.4," assembly (Mod. 803)	1	—	ECC	
	10-20 N 9/521 Mk. 3	CABLE, coded "2.CU.H.WLA-WLA.K.3.4," assembly	1	—	ECC	
	10-20 N 14765A	CABLE, coded "K-1," assembly (Mod. 715, Pre Mod. 803)	1	—	ECC	
	10-20 N 15399A	CABLE, coded "K-1," assembly (Mod. 803) ...	1	—	ECC	
	10-20 N 10989A	CABLE, coded "K2-A2," assembly (Mod. 284) ...	1	—	ECC	
5CZ/5935	PAGE ENGINEERING C.620	INDICATOR-UNIT, coded "K"	1	—	P	
28D/9137409	AS.1246/2C	Attachments for Ref. No. 5CZ/5935, Indicator-Unit:- Bolt, 2 BA	4	—	C	
	—	INSTALLATION IN PILOT'S CENTRE REAR CONSOLE, STARBOARD (Drg. Nos. 10-20 N 11421 and 10-20 N 14335)	1	—	—	
17470	10-20 N 20649A/ND	BLOCK, terminal 2-way, c/w resistor and attachments, coded "ADZ," assembly (Mod. 1046)	1	—	P	ECN1
17471	10-20 N 20481A	RESISTOR, assembly	1	—	P	ECN1
	10-20 N 14761A	RECTIFIER, complete with wiring, coded "AO," assembly (Mod. 715, Pre Mod. 803)	1	—	—	ECN1
	10-20 N 20487A	RECTIFIER, complete with wiring, coded "AO," assembly (Mods. 1046 and 803)	1	—	—	ECN1
	10-20 N 14761A/ CABLES	CABLE, link (Mod. 715 and Pre Mod. 803) ...	1	—	ECC	
	10-20 N 20487A/ CABLES	CABLE, link (Mods. 1046 and 803)	1	—	ECC	
13899	10-20 N 11753	HOUSING, rectifier	1	—	C	ECN1
28S/9995376	A32/B20	Attachments for 10-20 N 11753, Housing :- Screw, 4 BA	2	—	C	

ELECTRICAL INSTALLATIONS

INSTALLATION OF CENTRALISED WARNING SYSTEM, CODED "WL"

Ref. No.	Part No.	Description	No. off						Material Specification	Class of Store or L.M.	Plate No.
			1	2	3	4	5	6			
	10-20 N 11755	PLATE , rectifier mounting, 18 SWG ...						1	BS.265	LM	ECN1
		Attachments for 10-20 N 11755, Plate :-									
28M/10274	AGS.2001/B/4	Nut, 4 BA ...						2	—	C	
10CV/0372039	CV.7039	Rectifier, germanium (5960-99-037-2039) ...						14	—	C	
28S/1012364	A45/B32	Screw, 4 BA ...						2	—	C	
	10-20 N 11757	Spacer ...						2	LFB	LM	ECN1
28W/1010006	SP.22/B	Washer ...						1	—	C	
		Attachments for 10-20 N 14761A or 10-20 N 20487A, Rectifier :-									
28S/1007817	A32/B24	Screw, 4 BA ...						2	—	C	
	—	INSTALLATION AT UPPER PANELS, CODED "H" and "HA" (Drg. Nos. 10-20 N 11421, and 10-20 N 14335)						1	—	—	
	—	BLOCK , terminal, coded "CR," group ...						1	—	—	
	DHS.456/20L	BLOCK , terminal, 20-way, assembly ... (For breakdown see DHS. Data Sheet)						1	—	—	
SX/9149643	PLESSEY CZ.25111	COVER , terminal block (5940-99-914-9643) ...						1	—	C	
12732	10-20 N 8085	PILLAR , fixing, 4 BA ...						2	—	C	EAF1
	—	BLOCK , terminal, coded "KA," group (mounted on panel "H," Pre Mod. 803)						1	—	—	
	DHS.456/20	BLOCK , terminal, 20-way, assembly ... (For breakdown see DHS. Data Sheet)						1	—	—	
SX/9149643	PLESSEY CZ.25111	COVER , terminal block (5940-99-914-9643) ...						1	—	C	
13953	10-20 N 12679	PILLAR , fixing, 4 BA ...						2	—	C	ECU1
5195	DHS.849	SCREW , terminal (Fit to terminals 1, 2, 5, 6, 7, 8, 9, 10, 11, 12)						10	—	C	EBL3
	—	BLOCK , terminal, coded "KA," group ... (mounted on panel "HA," Mod. 803)						1	—	—	
	DHS.456/20	BLOCK , terminal, 20-way, assembly ... (For breakdown see DHS. Data Sheet)						1	—	—	
SX/9149643	PLESSEY CZ.25111	COVER , terminal block (5940-99-914-9643) ...						1	—	C	
SX/9450403	PLESSEY Z.28426	PILLAR , fixing, 4 BA (5340-99-945-0403) ...						2	—	C	
5195	DHS.849	SCREW , terminal (Fit to terminals 1, 2, 5, 6, 7, 8, 9, 10, 11, 12)						10	—	C	EBL3
	10-20 N 14763A	CABLE , coded "CX-A-1," assembly ... (Mods. 715 and Pre Mod. 803)						1	—	ECC	
	10-20 N 15401A	CABLE , coded "CX-A-1," assembly ... (M9ds. 715 and 803)						1	—	ECC	
	10-20 N 9/121 Mk. 4	CABLE , coded "20.A.K.WL-WL★.1.A.B," assembly (Pre Mod. 803)						1	—	ECC	
	10-20 N 9/521 Mk. 16	CABLE , coded "20.K.A.HA.WLC-WLC.A.1.★.8," assembly (Mod. 803)						1	—	ECC	
	10-20 N 9/121 Mk. 12	CABLE , coded "1.CL.WL-WL.K.A.16," assembly (Pre Mod. 803)						1	—	ECC	
	10-20 N 9/521 Mk. 14	CABLE , coded "16.K.A.HA.WLC-WLC.CL.1," assembly (Mod. 803)						1	—	ECC	
	10-20 N 9/121 Mk. 13	CABLE , coded "1.CM.WL-WL.K.A.16," assembly (Pre Mod. 803)						1	—	ECC	
	10-20 N 9/521 Mk. 15	CABLE , coded "17.K.A.HA.WLC-WLC.CM.1," assembly (Mod. 803)						1	—	ECC	
	—	INSTALLATION AT FRAME 96", FUSELAGE SIDE, PORT (Drg. No. 10-20 N 13463)						1	—	—	
	—	TERMINAL , earth, station 1, coded "A," group						1	—	—	
26DV/7529	DHS.438/C	TAG , corrosion ...						1	—	C	ECC1

INSTALLATION OF CENTRALISED WARNING SYSTEM, CODED "WL"

Ref. No.	Part No.	Description	No. off	Material Specification	Class of Store or L.M	Plate No.
26DV/4969	DHS.437/C	TERMINAL , earth, assembly (For breakdown see DHS. Data Sheet)	1	—	C	ECC1
28D/9137409	AS.1246/2C	Attachments for DHS.437/C, Terminal :—				
28M/10288	AGS.2001/C/1	Bolt, 2 BA	2	—	C	
28W/9419404	SP.16/C	Nut, 2 BA	2	—	C	
		Washer	2	—	C	
	—	INSTALLATION AT LOWER PANEL, CODED "H" (Drgs. No. 10-20 N 15883A. Pre Mod. 803, 10-20 N 15709 and 10-20 N 15777, Mod. 803)	1	—	—	
	—	BLOCK , fuse, coded "CS," group	1	—	—	
	—	BLOCK , fuse 12-way (See sub-section EBV)	1	—	—	
10H/23862	—	FUSE , 10 amp.	1	—	C	
	—	BLOCK , fuse coded "C11," group	1	—	—	
	—	BLOCK , fuse, 12-way (See sub-section EBV)	1	—	—	
10H/23862	—	FUSE , 10 amp.	1	—	C	
	10-20 N 6963A	BOX , relay, complete with wiring, coded "DV," assembly (Pre Mod. 803)	1	—	—	ECN1
	10-20 N 14479A	BOX , relay, complete with wiring, coded "DV," assembly (Mod. 803)	1	—	—	ECN1
	13105	BOX , bare	1	—	P	ECN1
	10-20 N 6965	CABLE , assembly (Pre Mod. 803) (For cables circuit coded "WL")	1	—	ECC	
	10-20 N 6963A/ CABLES	CABLE , assembly (Mod. 803) (For cables circuit coded "WL")	1	—	ECC	
	10-20 N 14479A/ CABLES	CLIP , saddle, 20 SWG	1	L.72	LM	ECN1
	10-20 N 6967	Attachments for 10-20 N 6967, Clip :—				
	28M/10327	Nut, 4 BA	2	—	C	
	28S/9435716	Screw, 4 BA	2	—	C	
	28W/9419465	Washer	2	—	C	
	10-20 N 6969ND	GUIDE , cable (Make from Teneplas multi-beaded tape)	1	—	LM	ECN1
	10-20 N 6979A	PLATE , mounting, assembly	1	—	—	ECN1
	10-20 N 8045ND	PLATE , bare	1	LFS.26	LM	ECN1
	10H/0560062	PILLAR (5940-99-056-0062)	4	—	C	
	10F/0530453	RELAY , type SM.5A/N25	1	—	P	
	10W/0113242	RESISTOR , 300 ohms, 1.5 watts	2	—	C	
		Attachments for Ref. No. 10W/0113242, Resistor :—				
	28W/1007778	Washer	2	—	C	
		Attachments for 10-20 N 6963A, or 10-20 N 14479A Box :—				
	28S.9992522	Screw, 4 BA	2	—	C	
	28W/9143227	Washer	2	—	C	
	—	INSTALLATION AT NAVIGATOR'S COCKPIT STATION 100" (Drg. No. 10-20 N 9913)	1	—	—	
	5L.9951291	LAMP , electric, filament, 28 volts, 3.5 watts ...	1	—	C	
	10-20 N 5591A/ND	LAMP , attention, coded "CL," group	1	—	—	ECN1

ELECTRICAL INSTALLATIONS

INSTALLATION OF CENTRALISED WARNING SYSTEM, CODED "WL"

Ref. No.	Part No.	Description	No. off						Material Specification	Class of Store or L.M	Plate No.
			1	2	3	4	5	6			
	10-20 N 5579	BRACKET , lamp, 16 SWG						1	S.510	LM	ECN1
		Attachments for 10-20 N 5579, Bracket :—									
28D/1010658	A25/1B	Bolt, 4 BA						2	—	C	
28M/10287	AGS.2001/B/1	Nut, 4 BA						2	—	C	
28W/9419474	SP.13/B	Washer						2	—	C	
5CX/5133	—	LAMP , Type O, red						1	—	P	
		LAMP , attention, coded "CM," group						1	—	—	
	10-20 N 9915	BRACKET , lamp, 16 SWG						1	S.510	LM	ECN1
		Attachment for 10-20 N 9915, Bracket :—									
28D/1010658	A25/1B	Bolt, 4 BA						2	—	C	
28M/10287	AGS.2001/B/1	Nut, 4 BA						2	—	C	
28W/9419474	SP.13/B	Washer						2	—	C	
5L/9951291	—	LAMP , electric, filament, 28 volts, 3.5 watts						1	—	C	
5CX/5133	—	LAMP , Type D, red						1	—	P	
		INSTALLATION AT PANEL CODED "CX"						1	—	—	
		(Drg. No. 10-20 N 10923)									
		BLOCK , terminal, coded "C," group						1	—	—	
	DHS.456/5	BLOCK , terminal, 5-way, assembly						1	—	—	
		(For breakdown see DHS. Data Sheet)									
5X/9149641	PLESSEY CZ.26805	COVER , terminal block (5940-99-914-9641)						1	—	C	
5X/1004082	PLESSEY Z.50210	LINK , 2-way, fit between terminals 3 and 4						1	—	C	
		(5940-99-100-4082)									
5X/9450403	PLESSEY Z.28426	PILLAR , fixing, 4 BA (5340-99-945-0403) ...						2	—	C	
	10-20 N 9/521 Mk. 10	CABLE , coded "5.C.CX.WL-WL.AE.B.5." assembly (Pre Mod. 755)						1	—	ECC	
	10-20 N 9/521 Mk. 11	CABLE , coded "5.C.CX.WL-WL.AE.12." assembly (Mod. 755)						1	—	ECC	
	10-20 N 9/521 Mk. 8	CABLE , coded "3.C.CX.WL-WL.*3.B.6." assembly						1	—	ECC	
	10-20 N 11003A	UNIT , alarm, coded "B," assembly						1	—	—	
	10-20 N 11003A	CABLE , assembly						1	—	ECC	
	CABLES										
	STANDARD TELEPHONE Co.										
5CZ/6479	107.LRU.61B	UNIT , alarm (Mod. 971) (S.T. Co. Mod. 2)						1	—	P	
		Attachments for 10-20 N 11003A, Unit :—									
28S/1011490	A32-C16	Screw, 2 BA						2	—	C	
	10-20 N 12797A	UNIT , flasher and excitation, assembly						1	—	—	ECN1
28M/1006473	A27/CT	NUT , 2 BA						4	—	C	
13461	10-20 N 12795	STUD , special						4	—	C	ECN1
	PAGE ENGINEERING										
5CZ/5936	C.810	UNIT , flasher and excitation, wired complete						1	—	P	
28W/9457027	AGS.2037/C	WASHER						4	—	C	
		Attachments for 10-20 N 12797A, Unit :—									
28M/10288	AGS.2001/C/1	Nut, 2 BA						4	—	C	
28W/9419402	SP.13/C	Washer						4	—	C	
	10-20 N 14425A	RESISTANCE , assembly (Mod. 755)						1	—	—	ECN1
	ERIE 5/BD	RESISTOR , 82,000 ohms, 1/4 watt						1	—	C	
5X/9400063	—	TERMINATION , tag (5940-99-940-0063) ...						2	—	C	

ELECTRICAL INSTALLATIONS

INSTALLATION OF CENTRALISED WARNING SYSTEM, CODED "WL"

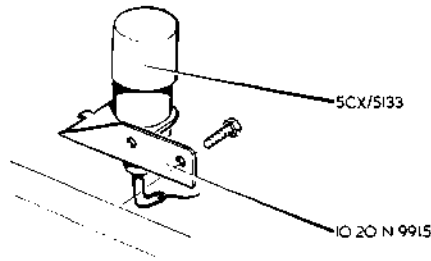
Ref. No.	Part No.	Description						No. off	Material Specification	Class of Store or L.M.	Plate No.
		1	2	3	4	5	6				
	—	INSTALLATION AT REAR PRESSURE BULK-HEAD, CODED "Q"						1	—	—	
	—	(Drg. No. 10-20 N 10635)									
	—	BLOCK , fuse, coded "M," group						1	—	—	
	—	BLOCK , fuse, 12-way (See sub-section EBY) ...						1	—	—	
10H/23862	AS.5	FUSE , 5 amp.						1	—	C	
	—	BLOCK , terminal, coded "N," group						1	—	—	
	DHS.456/20	BLOCK , terminal, 20-way, assembly						1	—	—	
		(For breakdown see DHS. Data Sheet)									
5X/9149643	PLESSEY CZ.25111	COVER , terminal block						1	—	C	
12732	10-20 N 8085	PILLAR , fixing, 4 BA						2	—	C	EAF1
	10-20 N 9/521 Mk. 9	CABLE , coded "5.M.Q.WLD-WLD.Q.AD.10" ...						1	—	ECC	
	—	TERMINAL , earth, station 3, coded "B," group ...						1	—	—	
26DV/7529	DHS.438/C	TAG , corrosion						1	L.16	C	ECC1
26DV/4969	DHS.437/C	TERMINAL , earth, assembly						1	—	C	ECC1
		(For breakdown see DHS. Data Sheet)									
		Attachments for DHS.437/C, Terminal :—									
28M/10288	AGS.2001/C/1	Nut, 2 BA						2	—	C	
28VV/9419475	SP.15/C	Washer						2	—	C	
	32B/-	TAPE , identification, numbers and letters, use from Ref. Nos. 32B/1087 to 32B/1120, inclusive, as required						QR	—	C	

ELECTRICAL INSTALLATIONS

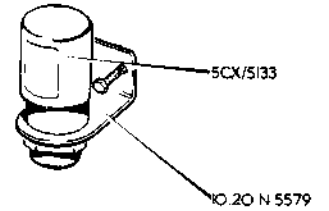
INSTALLATION OF CENTRALISED WARNING, SYSTEM CODED "WL"

Ref. No.	Part No.	Description						No. off	Material Specification	Class of Score or L.M.	Plate No.
		1	2	3	4	5	6				

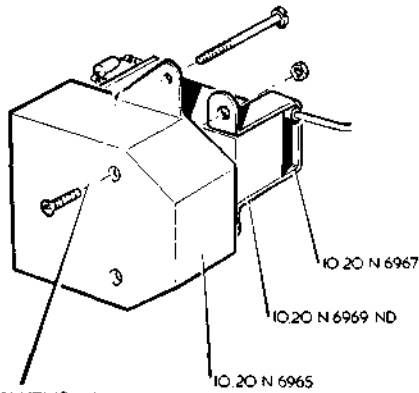
LAMP, ATTENTION, CODED 'CM'



LAMP, ATTENTION, CODED 'CL'
10 20 N 5591 A/ND



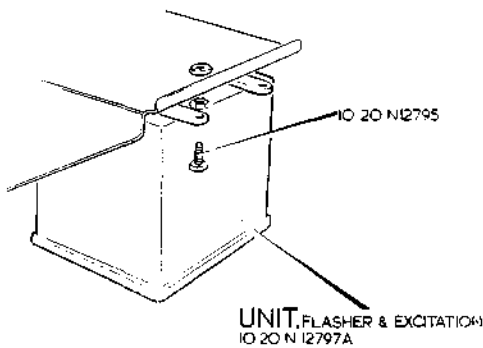
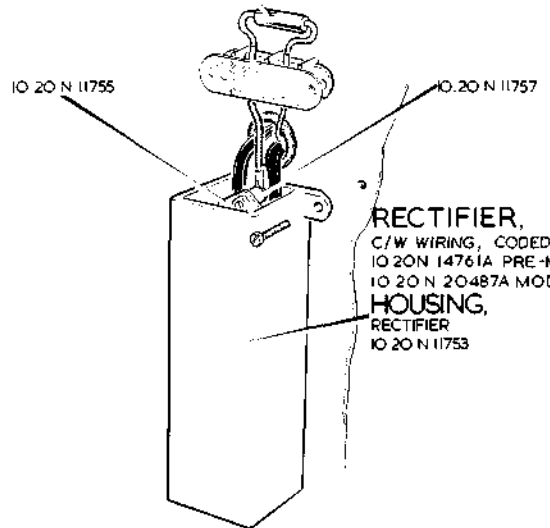
BOX, RELAY, CODED 'DV', ASSEMBLY
10 20 N 6963 A PRE-MOD.803
10 20 N 14479 A MOD.803



PLATE, MOUNTING
10 20 N 6979 A
10 20 N 8045 ND

BLOCK, TERMINAL, ASSEMBLY
10 20 N 20649 A/ND

RESISTOR, ASSEMBLY
10 20 N 20481A



UNIT, FLASHER & EXCITATION
10 20 N 12797A

ECN.1

ELECTRICAL INSTALLATION

CENTRALISED WARNING SYSTEM

CODED WL

ECN.1
[A.L. 60]

This file was downloaded
from the RTFM Library:

Link: www.scottbouch.com/rtfm

Please see site for usage terms,
and more aircraft documents.

