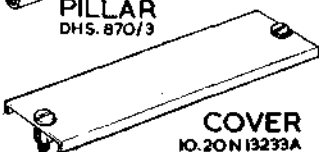
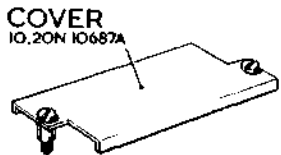
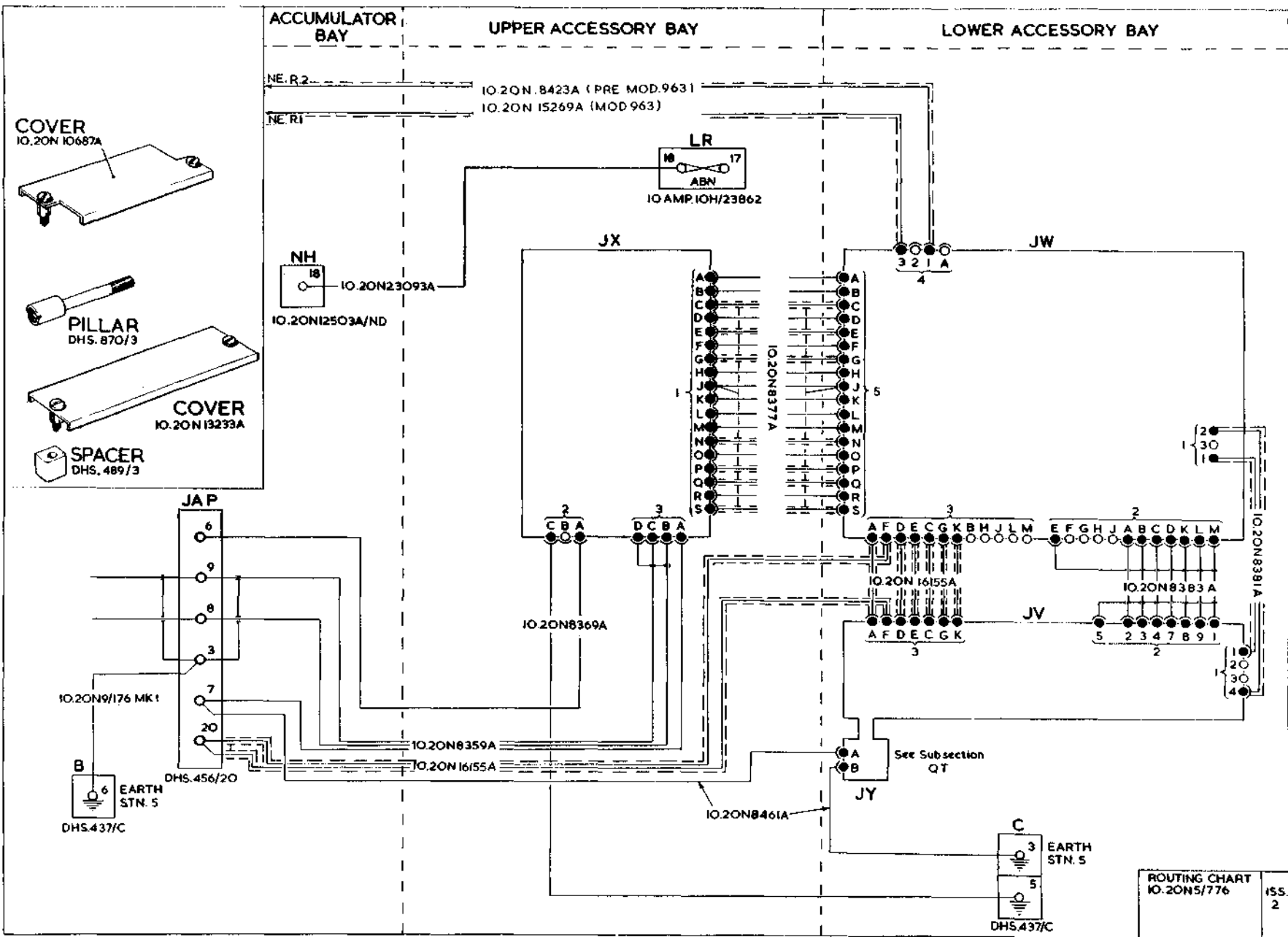


**ELECTRICAL INSTALLATIONS**  
**INSTALLATION OF A.C. 115V. 2400 C.P.S. GUIDED WEAPONS SUPPLY,**  
**CODED "XK, AB"**

Ref. No.	Part No.	Description	No. off	Material Specification	Class of Store or L.M.	Plate No.
	—	<b>INSTALLATION OF A.C., 115V. 2400 C.P.S. GUIDED WEAPONS SUPPLY, CODED "XK, AB"</b>	1	—	—	
	—	<b>INSTALLATION AT ACCUMULATOR BAY</b> (Drg. Nos. 10-20 N 12399, 10-20 N 12401, 10-20 N 12509A, 10-20 N 8337 and 10-20 N 9199)	1	—	—	
	DHS.456/20	<b>BLOCK</b> , terminal, coded "JAP," group ...	1	—	—	
		<b>BLOCK</b> , terminal, 20-way, assembly ... (For breakdown see DHS. Data Sheet)	1	—	—	ECR1
16180	10-20 N 10687A	<b>COVER</b> , terminal block, assembly ...	1	—	C	ECR1
5X/9450403	PLESSEY Z.28426	<b>PILLAR</b> , fixing, 4 BA ...	2	—	C	
	10-20 N 12503A/ND	<b>BLOCK</b> , terminal, coded "NH," group ...	1	—	—	
		<b>BLOCK</b> , terminal, assembly (Mod. 416) ... Spares for :—	1	—	—	ECR1
5X/2863	—	<b>BLOCK</b> , terminal, 10-way ...	1	—	C	
13586	DHS.870/3	Attachments for 10-20 N 12503A/ND. Block :—				
26DV/12294	DHS.489/3	<b>Pillar</b> , fixing, 4 BA ...	2	S.1	C	ECR1
		<b>Spacer</b> ...	2	P.V.C.	C	ECR1
14994	10-20 N 13233A	<b>COVER</b> , terminal block, assembly (Mod. 695)	1	—	C	ECR1
	10-20 N 16155A	<b>CABLE</b> , coded "JW3-JV3," assembly (Mod. 1167)	1	—	ECC	ECR1
	10-20 N 8369A	<b>CABLE</b> , coded "JX2-JAP," assembly ...	1	—	ECC	ECR1
	10-20 N 8359A	<b>CABLE</b> , coded "JX3-JAP," assembly ...	1	—	ECC	ECR1
	10-20 N 8461A	<b>CABLE</b> , coded "JY," assembly (For cables circuit coded "XK")	1	—	ECC	ECR1
	10-20 N 23093A	<b>CABLE</b> , coded "LR-NH," assembly (Mod. 1120) (For cables circuit coded "ABN")	1	—	ECC	ECR1
	10-20 N 8423A	<b>CABLE</b> , coded "NE-JW4," assembly (Pre Mod. 963)	1	—	ECC	ECR1
19343	10-20 N 15269A	<b>CABLE</b> , coded "NE-JW4," assembly (Mod. 963) (For cables circuit coded "AB")	1	—	C	ECR1
	10-20 N 9/176 Mk. 1	<b>CABLE</b> , coded "3.JAP.XK-XK.★5.B.6," assembly	1	—	ECC	ECR1
	—	<b>TERMINAL</b> , earth, station 5, group ...	1	—	—	ECR1
5X/9400051	—	<b>FERRULE</b> , spare, at terminal coded "B" ...	5	—	C	
26DV/7529	DHS.438/C	<b>TAG</b> , corrosion ...	1	L.16	C	
26DV/4969	DHS.437/C	<b>TERMINAL</b> , earth, coded "B," assembly ... (For breakdown see DHS. Data Sheet)	1	—	C	ECR1
		Attachments for DHS.437/C, Terminal :—				
28D/9133011	A25/2C	<b>Bolt</b> , 2 BA ...	2	—	C	
28M/10288	AGS.2001/C/1	<b>Nut</b> , 2 BA ...	2	—	C	
28W/9149402	SP.13/C	<b>Washer</b> ...	4	—	C	

**ELECTRICAL INSTALLATIONS**  
**INSTALLATION OF A.C. 115V. 2400 C.P.S. GUIDED WEAPONS SUPPLY,**  
**CODED "XK, AB"**

Ref. No.	Part No.	Description	No. off	Material Specification	Class of Store or L.M	Plate No.
	—	<b>INSTALLATION AT UPPER ACCESSORY BAY</b> (Drg. Nos. 10-20 N 12401 and 10-20 N 12509)	1	—	—	
	—	<b>BLOCK</b> , fuse, coded "LR," group ... ..	1	—	—	
	—	<b>BLOCK</b> , fuse, 12-way (See sub-section EBV)	1	—	—	
10H/23862	—	<b>FUSE</b> , 10 amp. ... ..	1	—	C	ECR1
	10-20 N 8377A	<b>CABLE</b> , coded "JW5-JX1," assembly ... ..	1	—	ECC	ECR1
	—	<b>CONTROL UNIT</b> , coded "JX" (See sub-section QT)	—	—	—	
	—	<b>INSTALLATION AT LOWER ACCESSORY BAY</b> (Drg. Nos. 10-20 N 8337, 10-20 N 12401)	1	—	—	
	—	<b>ALTERNATOR</b> , coded "JV" (See sub-section QT)	—	—	—	
	10-20 N 8461A	<b>CABLE</b> , coded "JY," assembly ... .. (For cables circuit coded "XK")	1	—	ECC	ECR1
	10-20 N 8381A	<b>CABLE</b> , coded "JW1-JV1," assembly ... ..	1	—	ECC	ECR1
	10-20 N 8383A	<b>CABLE</b> , coded "JW2-JV2," assembly ... ..	1	—	ECC	ECR1
	10-20 N 16155A	<b>CABLE</b> , coded "JW3-JV3," assembly (Mod. 1167)	1	—	ECC	ECR1
	—	<b>CONDENSER UNIT</b> , coded "JW" (See sub-section QT)	—	—	—	
	—	<b>TERMINAL</b> , earth, station 5, group ... ..	1	—	—	
26DV/7529	DHS.438/C	<b>TAG</b> , corrosion ... ..	1	L.16	C	ECS1
26DV/4969	DHS.437/C	<b>TERMINAL</b> , earth, coded "C," assembly ... (For breakdown see DHS. Data Sheet)	1	—	C	ECR1
	—	Attachments for DHS.437/C, Terminal:—				
28D/11255	AS.1246/2C	Bolt, 2 BA ... ..	2	—	C	
28W/9149402	SP.13/C	Washer ... ..	2	—	C	
	—	<b>VALVE</b> , solenoid, coded "JY" (See sub-section QT)	—	—	—	
32B/—	—	<b>TAPE</b> , identification, numbers and letters, use from Ref. Nos. 32B/1087 to 32B/1120 inclusive, as required	QR	—	C	



ECR.1

**ELECTRICAL INSTALLATION**  
A.C. 115 V. 2400 C.P.S. GUIDED WEAPONS SUPPLY  
CODED XK, AB

RESTRICTED

ECR.1  
[A.L.57]

ROUTING CHART  
IO.20N5/776

ISS. 2

This file was downloaded  
from the RTFM Library.

Link: [www.scottbouch.com/rtfm](http://www.scottbouch.com/rtfm)

Please see site for usage terms,  
and more aircraft documents.

